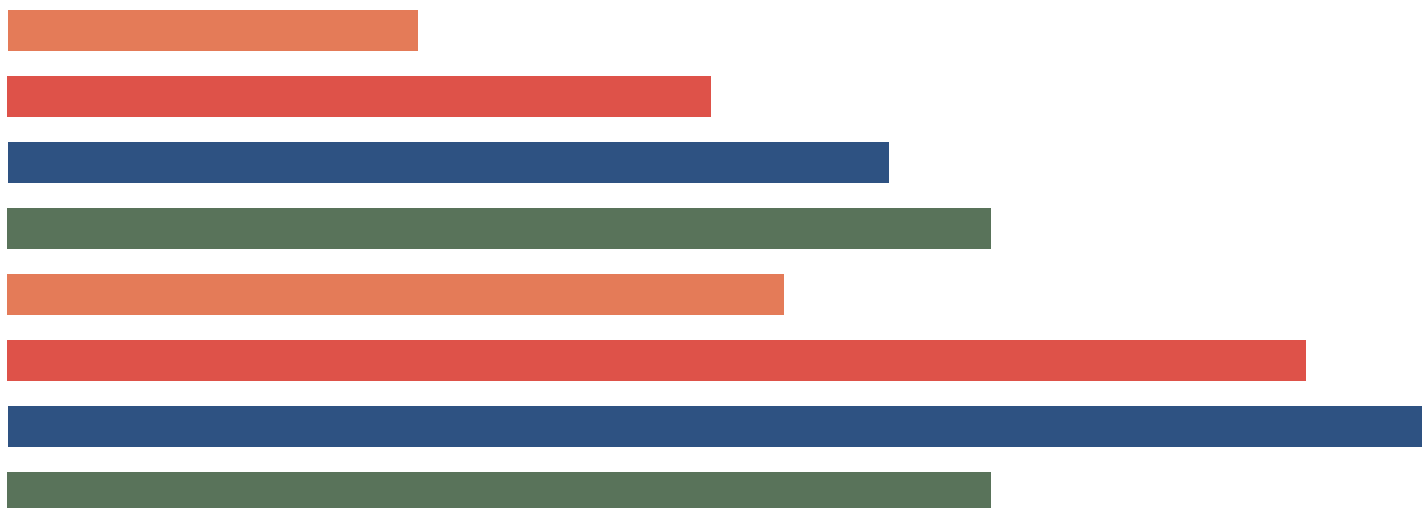


2024

Court of Common Pleas
Caseload Statistics for

Montour County



We are pleased to provide you with a copy of the 2024 County Caseload Display pages. They can also be viewed on the AOPC webpage at www.pacourts.us in the *News & Statistics* section under *Research & Statistics*.

Should you have any questions or comments, please do not hesitate to contact me at 717.231.3300.

Sincerely,

A handwritten signature in black ink, appearing to read 'Sasanka', is written over a horizontal line. There are some small marks below the line.

Sasanka Adikari, Ph.D.
Data Scientist
Department of Research and Statistics

Table of Contents

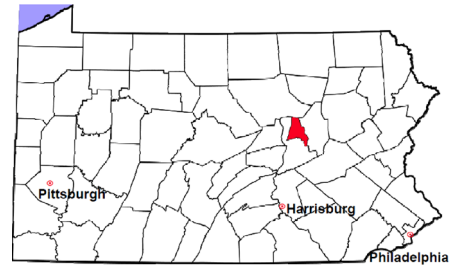
CPCMS Criminal	Page 1
CPCMS Criminal - New Cases by Case Type.....	Page 2
Civil.....	Page 3
Civil - Docketed Cases Listed by Case Type.....	Page 4
Protection From Abuse	Page 5
Spousal & Child Support and Paternity	Page 6
Custody/Partial Custody/Visitation.....	Page 7
Divorce	Page 8
Juvenile Dependency - Active Dependent Inventory	Page 9
Juvenile Dependency - Adjudicated Dependent Inventory	Page 10
Juvenile Delinquency - Cases Pending Disposition.....	Page 11
Juvenile Delinquency - New Cases by Case Type	Page 12
Juvenile Delinquency - Formal Dispositions	Page 13
Juvenile Delinquency - Informal Dispositions	Page 14
Accounts.....	Page 15
Adoptions.....	Page 16
Relinquishments/Terminations	Page 17
Appointment of Guardians	Page 18
Jury Yield and Utilization	Page 19
Treatment Courts.....	Pages 20-21

Montour County

2024 Population estimate: 18,115

Class of County: 8th

No. of Common Pleas Court Judgeships: 3
(Montour and Columbia combined)



2024 Criminal No. of Cases

Cases Pending 1/1/2024	185
New Cases Filed in 2024	112
Reopened Cases	12
Cases Available for Processing	309

Processed by:

Withdrawn/Dismissed	15	10.0%
Diversionsary Disposition*	19	12.7%
Guilty Plea	99	66.0%
Non-Jury Trial	0	
Jury Trial	2	1.3%
Inactive	8	5.3%
Other	7	4.7%
Total Cases Processed	150	100.0%

Cases Pending 12/31/2024 **159**

Cases Awaiting Sentencing 18

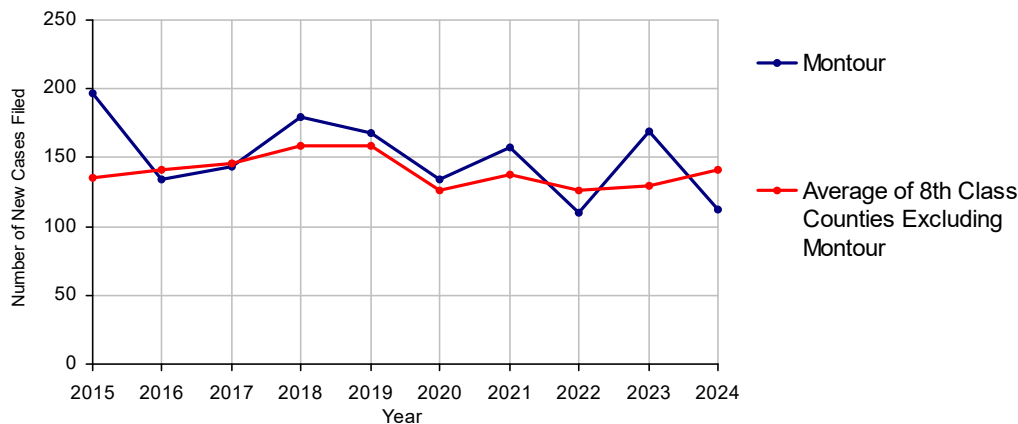
Data provided by Common Pleas Case Management System

* Includes other diversionary programs such as Veterans Court.

Age of Pending Cases as of 12/31/2024

0-60 Days	13	8.2%
61-120 Days	13	8.2%
121-180 Days	15	9.4%
181-240 Days	13	8.2%
241-300 Days	15	9.4%
301-360 Days	10	6.3%
Over 360 Days	80	50.3%
Total	159	100.0%

Criminal New Cases, 2015-2024



Montour County

2024 Population: 18,115
Class of County: 8th
No. of Common Pleas Judgeships: 3
(Montour and Columbia combined)

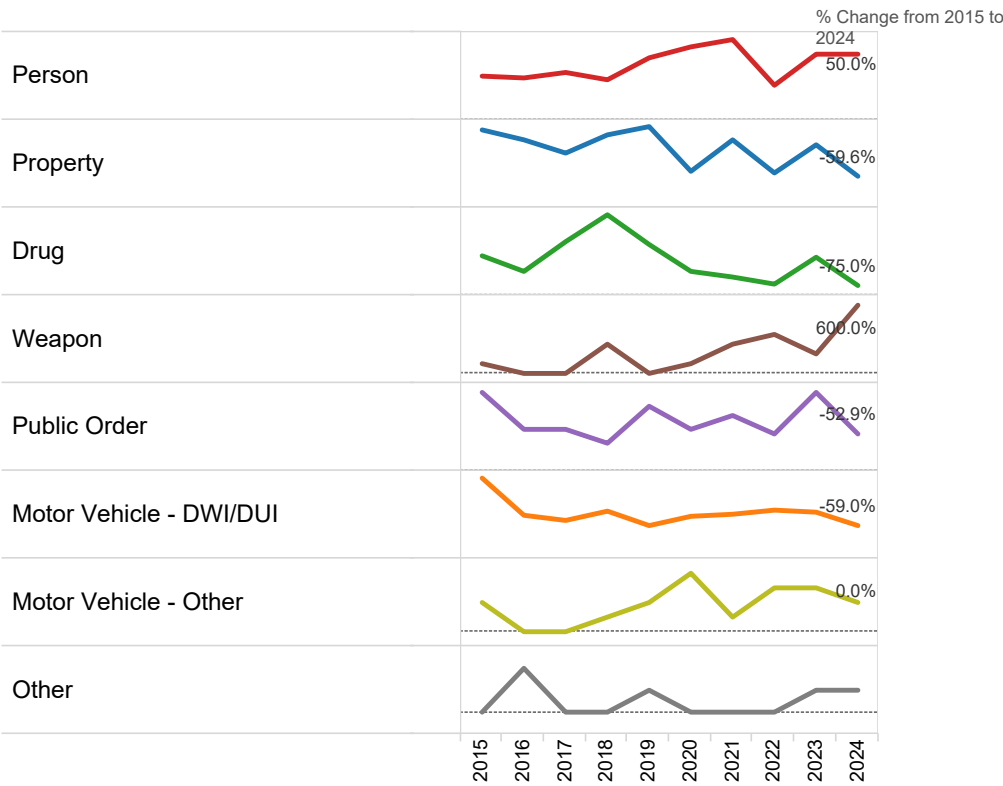


2024 Criminal - New Cases by Offense Type

Case Type	Felony	Misdemeanor	Summary	Total	
Person	24	12	0	36	32.1%
Property	10	9	0	19	17.0%
Drug	5	2	0	7	6.3%
Weapon	5	2	0	7	6.3%
Public Order	4	4	0	8	7.1%
Motor Vehicle - DWI/DUI	3	29	0	32	28.6%
Motor Vehicle - Other	1	1	0	2	1.8%
Other	1	0	0	1	0.9%
Total	53	59	0	112	100.0%
	47.3%	52.7%	0.0%	100.0%	

Data provided by Common Pleas Case Management System

Criminal New Cases by Offense Type, 2015-2024



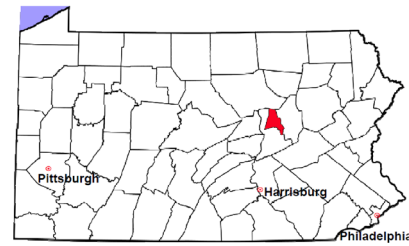
Montour County

2024 Population estimate: 18,115

Class of County: 8th

No. of Common Pleas Court Judgeships: 3

(Montour and Columbia combined)

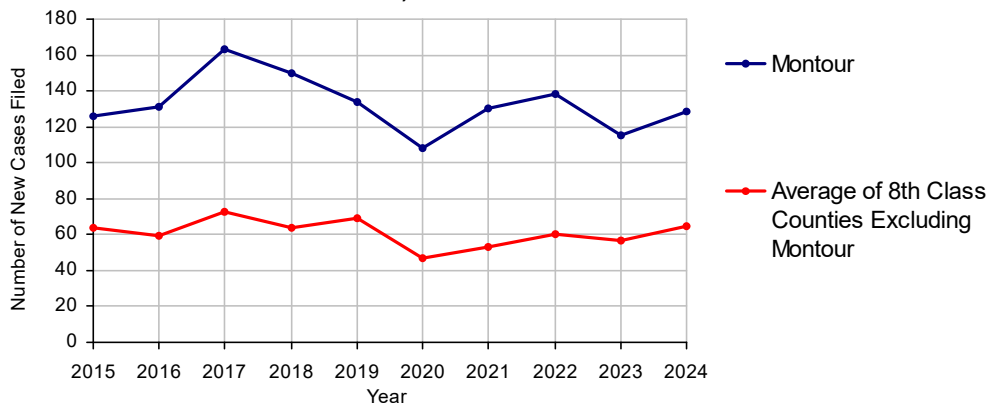


2024 Civil	Civil Action	Other	Total
Cases Pending 1/1/2024	212	248	460
Docketed Cases	98	31	129
Arbitration Appeals	0	0	0
Transferred In	0	0	0
Returned to Active	0	0	0
Cases Available for Processing	310	279	589
Processed By:			
Default Judgments	1	1	2
Cases Decided by Arbitration Board	0	0	0
Dispositive Motions	2	3	5
Settlements	3	0	3
Moved to Inactive Status	0	0	0
Transferred/Withdrawn	0	0	0
Dismissed/Discontinued	61	17	78
Administrative Purge	3	1	4
Other	0	3	3
Jury Trial	0	0	0
Non-Jury Trial	0	1	1
Total Cases Processed	70	26	96
Cases Pending 12/31/2024	240	253	493

Age of Pending Cases as of 12/31/2024 (Civil Action Only)

0-6 months	52	21.7%
7-12 months	35	14.6%
13-18 months	22	9.2%
19-24 months	24	10.0%
25-30 months	18	7.5%
31-36 months	22	9.2%
37-42 months	20	8.3%
43-48 months	9	3.8%
49-54 months	17	7.1%
55-60 months	8	3.3%
61-66 months	6	2.5%
67-72 months	4	1.7%
Over 72 months	3	1.3%
Total	240	100.0%

Docketed Cases, 2015-2024

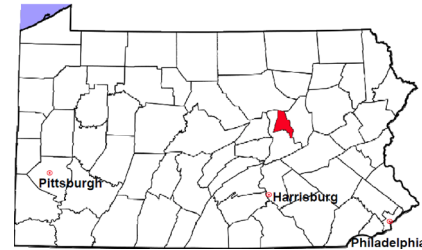


Montour County

2024 Population estimate: 18,115

Class of County: 8th

No. of Common Pleas Court Judgeships: 3
(Montour and Columbia combined)



2024 Civil - Docketed Cases Listed by Case Type

TORT 14 10.9%

(does not include mass tort)

Intentional	1
Malicious Prosecution	0
Motor Vehicle	8
Nuisance	0
Premise Liability	0
Product Liability	0
Slander/Libel/Defamation	0
Other	5

MASS TORT 0

Asbestos	0
Tobacco	0
Toxic Tort - DES	0
Toxic Tort - Implant	0
Toxic Waste	0
Other	0

PROFESSIONAL LIABILITY 13 10.1%

Dental	1
Legal	0
Medical Malpractice	12
Other	0

CONTRACT 70 54.3%

(does not include judgments)

Buyer Plaintiff	0
Debt Collection: Credit Card	40
Debt Collection: Other	25
Employment Dispute: Discrimination	0
Employment Dispute: Other	0
Other	5

Of the Docketed Cases:

Pro Se Filings:	4	3.1%	Class Action Suits:	5	3.9%	MDJ Appeals:	5	3.9%
-----------------	---	------	---------------------	---	------	--------------	---	------

*Civil Other

REAL PROPERTY 21 16.3%

Ejectment*	4
Eminent Domain/Condemnation*	2
Ground Rent	0
Landlord/Tenant Dispute	1
Mortgage Foreclosure:	
Residential*	9
Commercial*	4
Partition of Real Property*	0
Quiet Title*	1
Other*	0

CIVIL APPEALS 3 2.3%

- Administrative Agencies

Board of Assessment*	0
Board of Elections*	0
Dept. of Transportation*	3
Zoning Board*	0
Statutory Appeal - Other*	0
Other*	0

MISCELLANEOUS 8 6.2%

Common Law/	
Statutory Arbitration*	0
Declaratory Judgment*	0
Mandamus*	0
Non-Domestic Relations	
Restraining Order*	1
Quo Warranto*	0
Replevin*	2
Other*	5

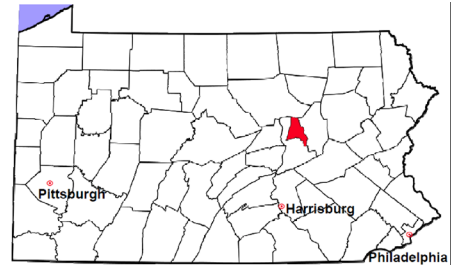
TOTAL DOCKETED CASES: 129 100.0%

Montour County

2024 Population estimate: 18,115

Class of County: 8th

No. of Common Pleas Court Judgeships: 3
(Montour and Columbia combined)



2024 Protection From Abuse

**No. of
Petitions**

Cases Pending 1/1/2024

22

New Cases Filed in 2024

34

Of these, Petitions Requesting Temporary Orders: 34 (100.0%)

Temporary Orders DENIED: 2 (5.9%), Temporary Orders GRANTED: 32 (94.1%)

Cases Available for Processing

56

Processed By:

Temporary Order DENIED After Ex Parte Hearing and No Evidentiary Hearing Scheduled

0

Temporary Order DISMISSED After Evidentiary Hearing and No Final Order Entered

1

4.2%

Final Order DENIED After Evidentiary Hearing Before a Judge or a Judicial Officer

2

8.3%

Final Order GRANTED After Evidentiary Hearing Before a Judge or a Judicial Officer

10

41.7%

Plaintiff Did Not Appear For Evidentiary Hearing

0

Final Order by STIPULATION OR AGREEMENT Between the Parties

0

Petition WITHDRAWN by Plaintiff

9

37.5%

TRANSFERRED to Another Jurisdiction

0

Other

2

8.3%

Cases Processed

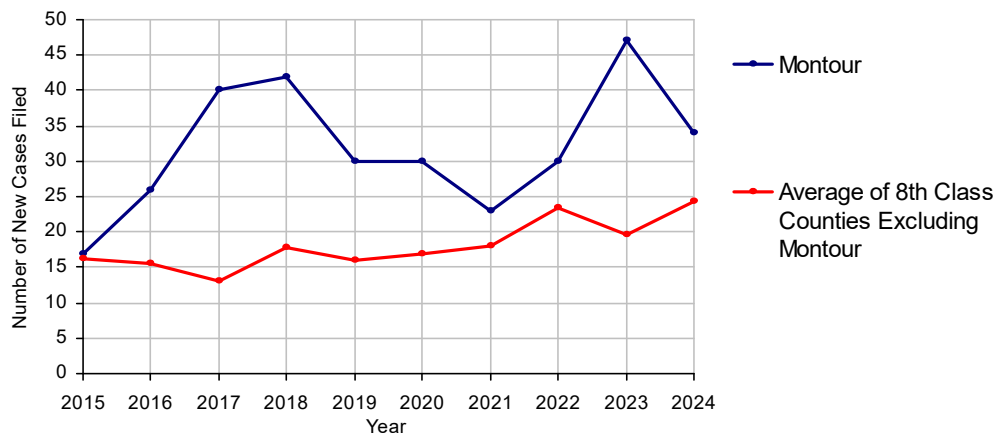
24

100.0%

Cases Pending 12/31/2024

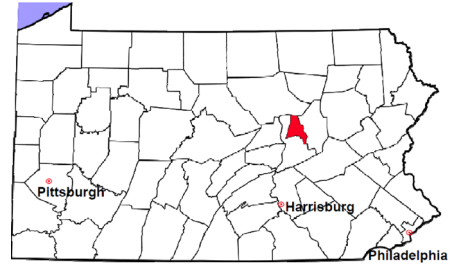
32

PFA New Cases Filed, 2015-2024



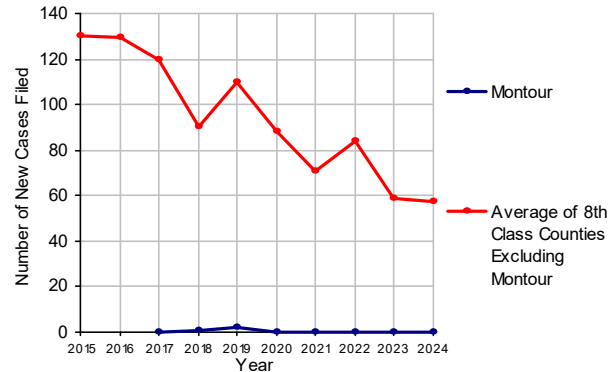
Montour County

2024 Population estimate: 18,115
 Class of County: 8th
 No. of Common Pleas Court Judgeships: 3
 (Montour and Columbia combined)



2024 Spousal & Child Support	No. of Petitions
Cases Pending 1/1/2024	0
New Cases Filed in 2024	0
Dockets Transferred In (+)	0
Dockets Transferred Out (-)	0
Cases Available for Processing	0
Processed By:	
Judge	0
Intake Officer	0
Hearing Officer	0
Other	0
Cases Processed	0
Cases Pending 12/31/2024	0

Spousal & Child Support New Cases Filed, 2015-2024



2024 Paternity	No. of Cases
Acknowledgements Filed:	
Non-Domestic Relations Section	
During Conference	
Non-Stipulated (post genetic test)	
Pre-Trial Conference	
Total	0
Established:	
Stipulated by Genetic Tests	
Default - Father Failed to Appear	
Adjudication by Court Proceeding	
Out of State	
Total	0
Cases Pending 12/31/2024	

Note: Support and paternity data for Montour County are included in data for Columbia County since Domestic Relations Offices were combined in 2015 and breakouts are not available.

DEFINITIONS:

ACKNOWLEDGEMENTS FILED:

NON-DOMESTIC RELATIONS SECTION: The voluntary Acknowledgement of Paternity by the alleged father.
DURING CONFERENCE: The alleged father signed the Acknowledgement of Paternity-Waiver of Trial (PE-010) at the initial child support conference.
NON-STIPULATED (POST GENETIC TEST): The alleged father signed the Acknowledgement of Paternity-Waiver of Trial after genetic tests were conducted and resulted in the alleged father being determined to be the biological father.
PRE-TRIAL CONFERENCE: The alleged father signed the Acknowledgement of Paternity-Waiver of Trial at the pre-trial conference.

ESTABLISHED:

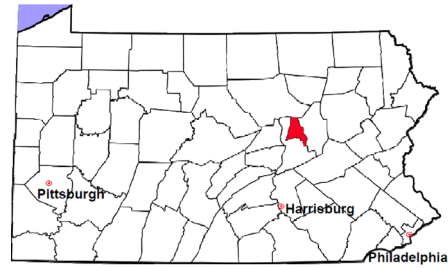
STIPULATED BY GENETIC TESTS: The alleged father requested genetic tests and signed a stipulation that if the test results had a 99% or higher probability of paternity then the alleged father would be stipulated as the biological father of the child.
DEFAULT - FATHER FAILED TO APPEAR: The alleged father failed to appear after being served for either a support conference, hearing, or genetic test and a default paternity order was entered by the court.
ADJUDICATION BY COURT PROCEEDING: The alleged father was determined to be the biological father of the child through a court proceeding.
OUT OF STATE: Paternity was established in another state, "Out of state only".

Montour County

2024 Population Estimate: 18,115

Class of County: 8th

No. of Common Pleas Court Judgeships: 3
(Montour and Columbia combined)



2024 Custody/Partial Custody/Visitation

No. of
Petitions

Cases Pending 1/1/2024

62

New Cases Filed in 2024

34

Cases Available for Processing

96

Processed By:

Judge

4

11.4%

Non-Judicial Officer

30

85.7%

Administrative Review/Purge

0

Other

1

2.9%

Cases Processed

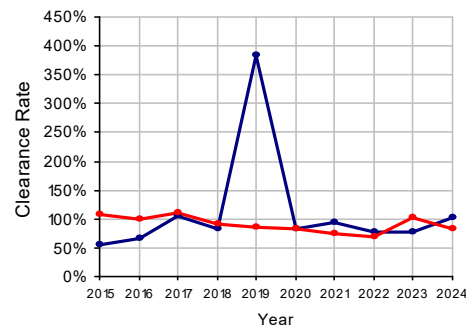
35

100.0%

Cases Pending 12/31/2024

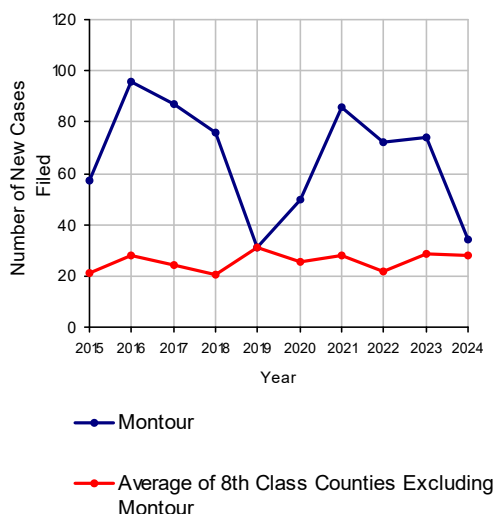
61

Clearance Rate, 2015-2024



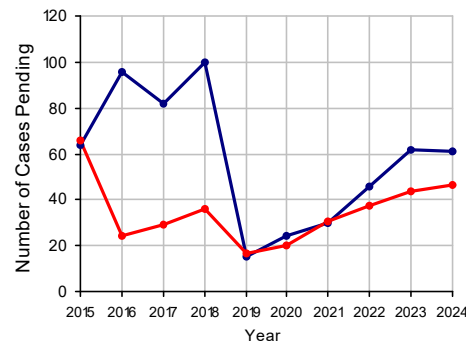
Note: Clearance Rate = Cases Processed / New Cases Filed

Custody/Partial Custody/Visitation New Cases Filed, 2015-2024



Note: A sharp increase or decrease may reflect changes in practice or counting methods.

Cases Pending at the End of Year, 2015-2024

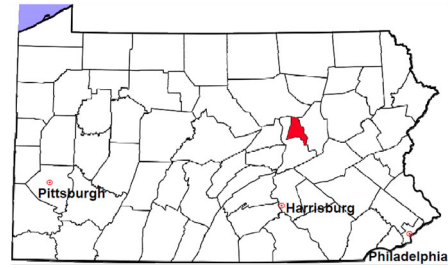


Montour County

2024 Population estimate: 18,115

Class of County: 8th

No. of Common Pleas Court Judgeships: 3
(Montour and Columbia combined)



2024 Divorce

No. of Petitions

Cases Pending 1/1/2024

60^(R)

New Cases Filed in 2024

52

Cases Available for Processing

112

Processed By:

Contested Before a Judge

5

7.1%

Contested Before a Non-Judicial Officer

10

14.3%

Uncontested

30

42.9%

Administrative Review/Purge

25

35.7%

Other

0

Cases Processed

70

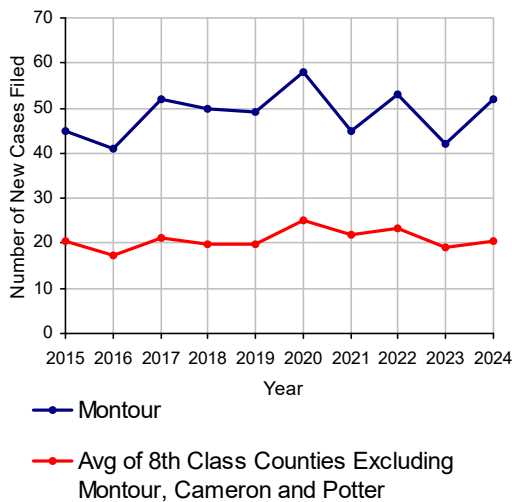
100.0%

Cases Pending 12/31/2024

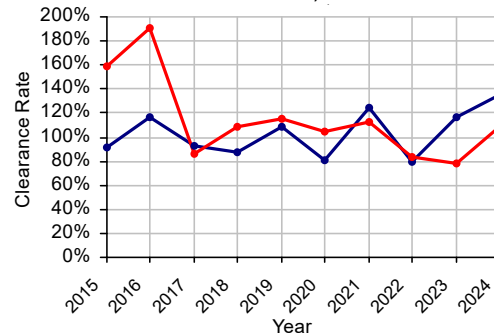
42

(R) - Revised

Divorce New Cases Filed, 2015-2024

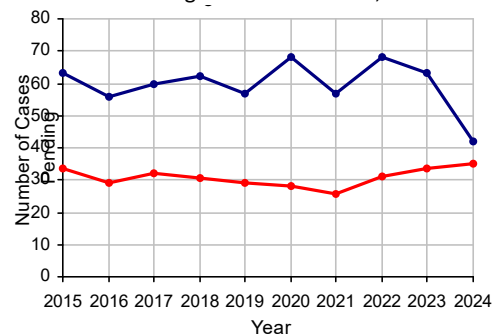


Clearance Rate, 2015-2024



Note: Clearance Rate = Cases Processed / New Cases Filed

Cases Pending at the End of Year, 2015-2024

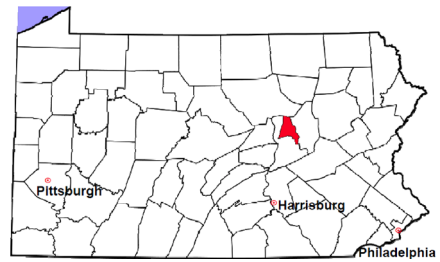


Montour County

2024 Population estimate: 18,115

Class of County: 8th

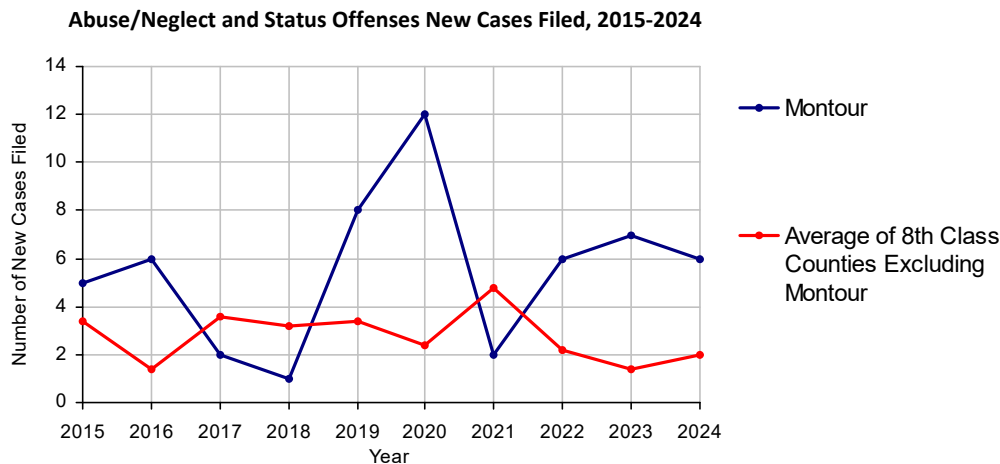
No. of Common Pleas Court Judgeships: 3
(Montour and Columbia combined)



2024 Juvenile Dependency - Petitions Pending Adjudication

	Abuse/ Neglect	Status Offenses	Total
Cases Pending 1/1/2024	0	0	0
New Petitions Filed in 2024	6	0	6
Other	0	0	0
Total Petitions Available for Processing	6	0	6
Processed by:			
Adjudicated Dependent			
Judge	0	0	0
Juvenile Court Hearing Officer	4	0	4
Adjudicated NOT Dependent			
Judge	0	0	0
Juvenile Court Hearing Officer	0	0	0
Withdrawn/Transferred	0	0	0
Dismissed/Other	0	0	0
Total Petitions Processed	4	0	4
Cases Pending 12/31/2024	2	0	2

Data provided by Common Pleas Case Management System

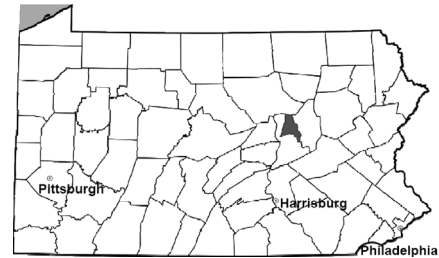


Montour County

2024 Population estimate: 18,115

Class of County: 8th

No. of Common Pleas Court Judgeships: 3
(Montour and Columbia combined)



2024 Juvenile Dependency - Adjudicated Dependent Inventory

	Abuse/ Neglect	Status Offenses	Total
Cases Pending 1/1/2024	4	0	4
New Adjudicated Dependent Cases	4	0	4
Other	0	0	0
Total Adjudicated Dependent Cases	8	0	8
<u>Court Supervision Terminated:</u>			
Family Reunification	2 100.0%	0	2 100.0%
Adoption	0	0	0
Placement with a Relative/Guardian	0	0	0
Aged Out	0	0	0
Other Permanency Outcomes*	0	0	0
Other**	0	0	0
Total Adjudicated Dependent Cases Terminated	2 100.0%	0 100.0%	2 100.0%
Cases Pending 12/31/2024	6	0	6

Data provided by Common Pleas Case Management System

* Other Permanency Outcomes include: adjudicated delinquent, death due to natural causes, emancipation, permanent living arrangement, and parent has come forward.

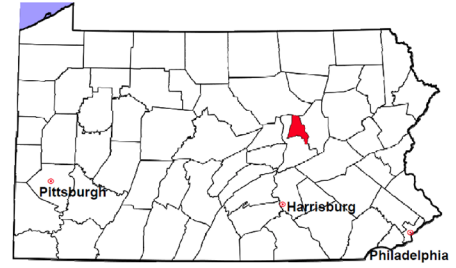
** Other includes cases where court supervision is terminated due to transfer out of jurisdiction, withdrawal and administrative closure.

Montour County

2024 Population estimate: 18,115

Class of County: 8th

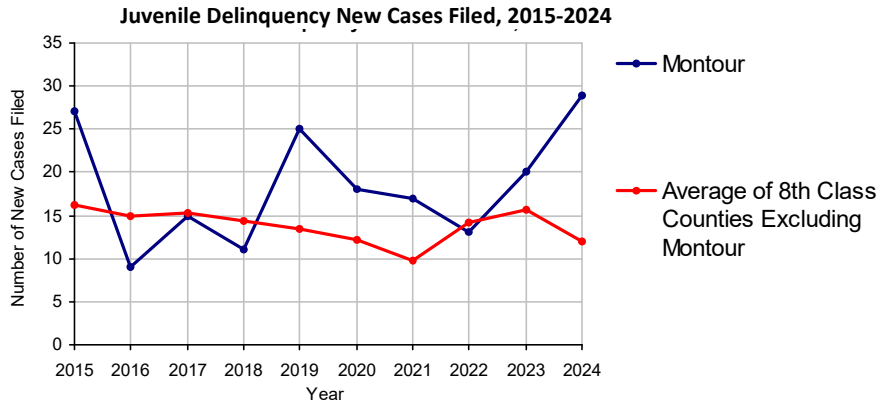
No. of Common Pleas Court Judgeships: 3
(Montour and Columbia combined)



2024 Juvenile Delinquency - Cases Pending Disposition

Begin Pending	9
New Cases	29
Consent Decree Revoked	0
Informal Adjustment Program Revoked	0
Alternative Program Revoked	0
Warrant Returned	0
Other	4
Total Cases Available for Disposition	42
Warrant Issued	0
Disposed by:	
Adjudicated Delinquent by a Judge	9
Adjudicated Delinquent by a Juvenile Court Hearing Officer	0
Consent Decree Entered	14
Informal Adjustment Program Entered	7
Warned and Counseled (Pre-Petition)	0
Dismissed/Withdrawn/Transferred	4
Transferred to Criminal Court	0
Other	0
Total Cases Disposed	34
End Pending	8

Data provided by Common Pleas Case Management System



Montour County

2024 Population: 18,115
 Class of County: 8th
 No. of Common Pleas Judgeships: 3
 (Montour and Columbia combined)

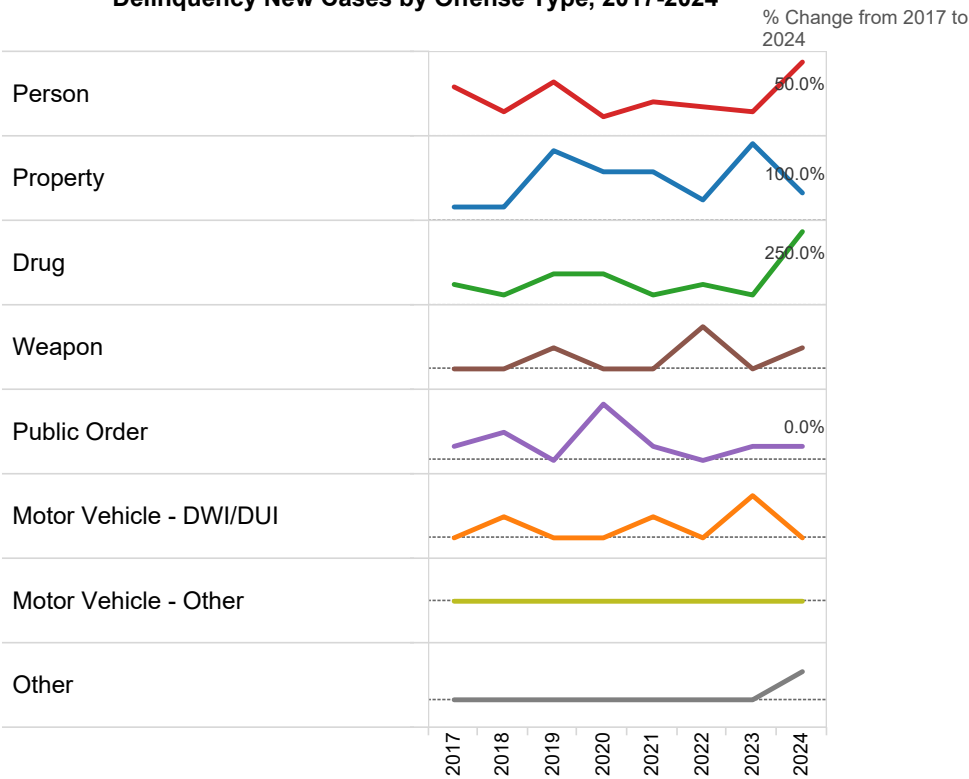


2024 Delinquency - New Cases by Offense Type

Case Type	Felony	Misdemeanor	Summary	Total	
Person	3	12	0	15	51.7%
Property	0	4	0	4	13.8%
Drug	0	7	0	7	24.1%
Weapon	0	1	0	1	3.4%
Public Order	0	1	0	1	3.4%
Motor Vehicle - DWI/DUI	0	0	0	0	0.0%
Motor Vehicle - Other	0	0	0	0	0.0%
Other	0	0	1	1	3.4%
Total	3	25	1	29	100.0%
	10.3%	86.2%	3.4%	100.0%	

Data provided by Common Pleas Case Management System

Delinquency New Cases by Offense Type, 2017-2024

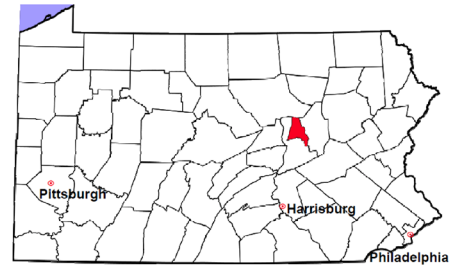


Montour County

2024 Population estimate: 18,115

Class of County: 8th

No. of Common Pleas Court Judgeships: 3
(Montour and Columbia combined)



2024 Juvenile Delinquency - Formal Dispositions

Begin Pending	18
Adjudicated Delinquent by a Judge	9
Adjudicated Delinquent by a Juvenile Court Hearing Officer	0
Warrant Returned	0
Other	0
Total Adjudicated Delinquent Cases	27
Warrant Issued	0
Court Supervision Terminated:	
Conditions Satisfied	2
Compelling Reasons	1
Reached Age 21	0
Transferred to Another Juvenile Court	0
Other	0
Total Adjudicated Delinquent Cases Terminated	3
End Pending	24

(R) - Revised

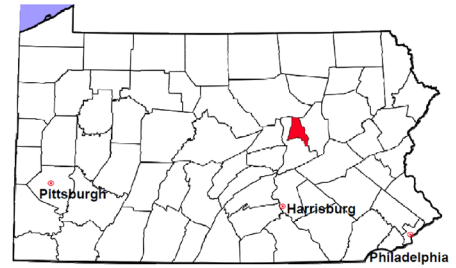
Data provided by Common Pleas Case Management System

Montour County

2024 Population estimate: 18,115

Class of County: 8th

No. of Common Pleas Court Judgeships: 3
(Montour and Columbia combined)



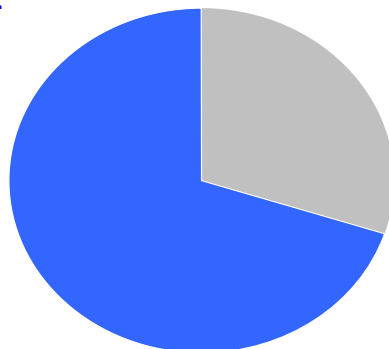
2024 Juvenile Delinquency - Informal Dispositions

Pending Consent Decrees	13
Pending Informal Adjustments	8
New Consent Decrees	14
New Informal Adjustments	7
Warrant Returned	0
Other	2
Cases Informally Disposed	44
Warrant Issued	0
Terminated by:	
Consent Decree Completed	9
Informal Adjustment Completed	3
Consent Decree Revoked	0
Informal Adjustment Program Revoked	0
Other	1
Total Informally Disposed Cases Terminated	13
End Pending	31

(R) - Revised

Data provided by Common Pleas Case Management System

Informal Dispositions: **70%**



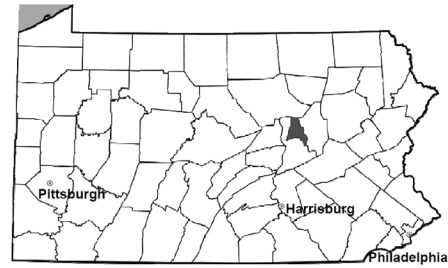
Delinquency Cases are disposed either formally, at a proceeding held before a judge or hearing officer, or informally without a proceeding. Informal dispositions include informal adjustments supervised by a juvenile probation officer; consent decrees agreed upon with the District Attorney after a petition is filed; or other pre-petition process by the juvenile probation department.

Montour County

2024 Population estimate: 18,115

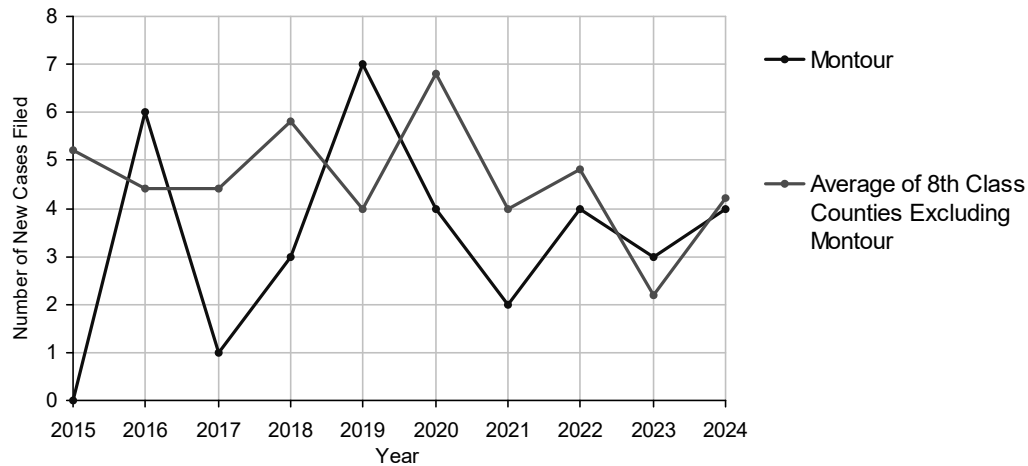
Class of County: 8th

No. of Common Pleas Court Judgeships: 3
(Montour and Columbia combined)



2024 Accounts	No. of Cases	
Cases Pending 1/1/2024	0	
New Cases Filed in 2024	4	
Cases Available for Processing	4	
Processed By:		
Contested before a Judge	0	
Contested before a Non-Judicial Officer	0	
Uncontested	3	100.0%
Other	0	
Cases Processed	3	100.0%
Cases Pending 12/31/2024	1	

Accounts New Cases Filed, 2015-2024

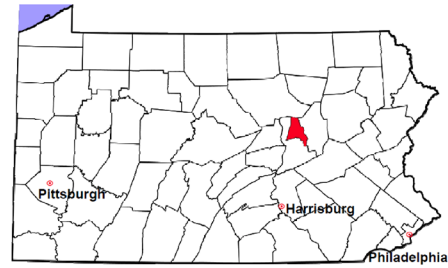


Montour County

2024 Population estimate: 18,115

Class of County: 8th

No. of Common Pleas Court Judgeships: 3
(Montour and Columbia combined)



2024 Adoptions

**No. of
Cases**

Cases Pending 1/1/2024 0 (R)

New Cases Filed in 2024 0

Cases Available for Processing 0

Processed By:

Contested before a Judge Granted 0

Denied 0

Uncontested Granted 0

Denied 0

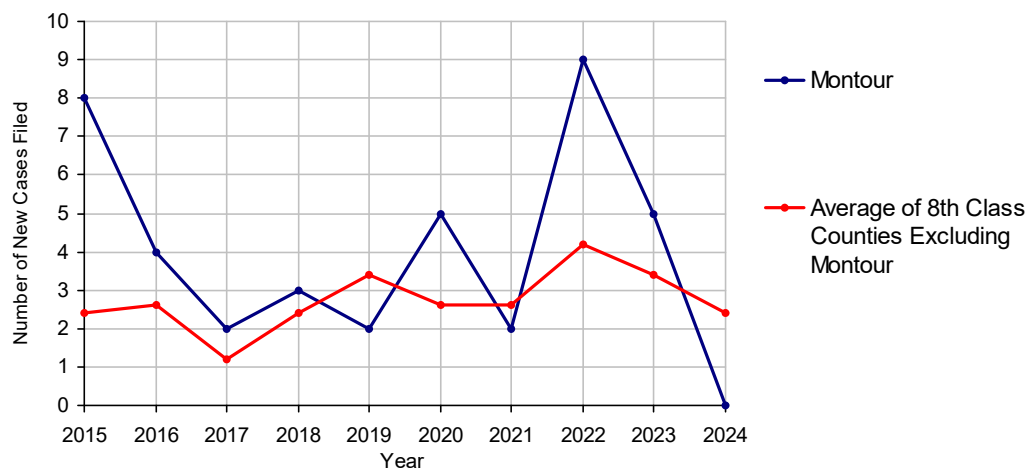
Other 0

Cases Processed 0

Cases Pending 12/31/2024 0

(R) - Revised

Adoptions New Cases Filed, 2015-2024

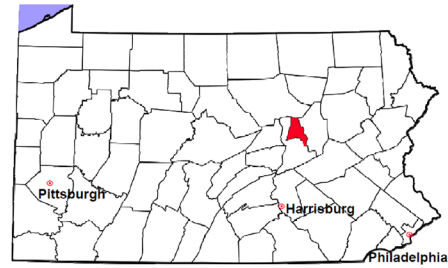


Montour County

2024 Population estimate: 18,115

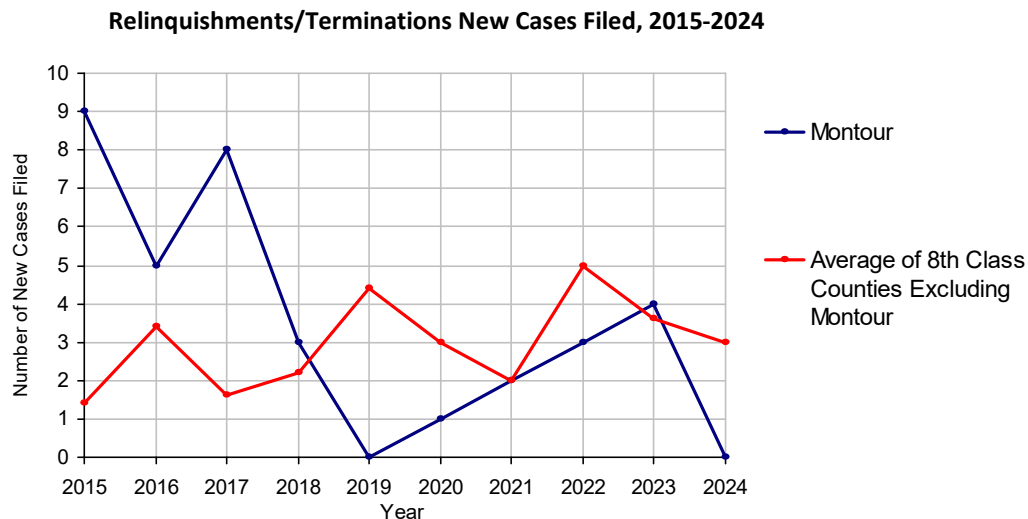
Class of County: 8th

No. of Common Pleas Court Judgeships: 3
(Montour and Columbia combined)



2024 Relinquishments/Terminations	No. of Cases
Cases Pending 1/1/2024	0 (R)
New Cases Filed in 2024	0
Cases Available for Processing	0
Processed By:	
Contested before a Judge	0
Uncontested	0
Other	0
Cases Processed	0
Cases Pending 12/31/2024	0

(R) - Revised

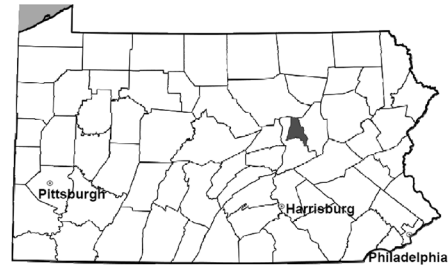


Montour County

2024 Population estimate: 18,115

Class of County: 8th

No. of Common Pleas Court Judgeships: 3
(Montour and Columbia combined)



2024 Appointment of Guardians

**No. of
Cases**

Cases Pending 1/1/2024

24

New Cases Filed in 2024

5

Cases Available for Processing

29

Processed By:

Contested before a Judge

0

Uncontested

16

80.0%

Other

4

20.0%

Cases Processed

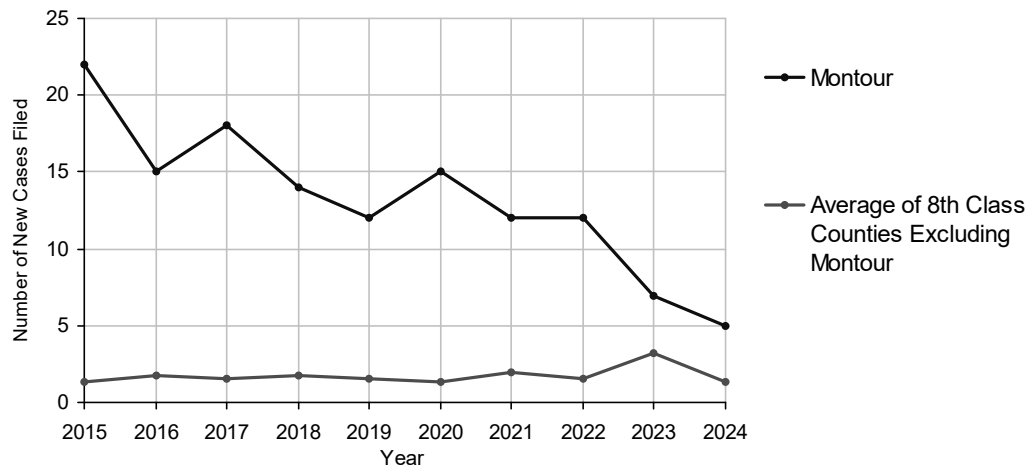
20

100.0%

Cases Pending 12/31/2024

9

Appointment of Guardians New Cases Filed, 2015-2024

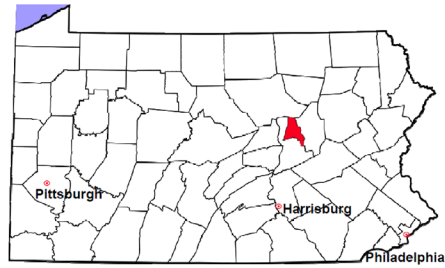


Montour County

2024 Population estimate: 18,115

Class of County: 8th

No. of Common Pleas Court Judgeships: 3
(Montour and Columbia combined)



2024 Jury Yield and Utilization

Jury Yield

Qualification Questionnaires/Summonses Mailed:	1,234	A		
Returned Undeliverable:	92	B	7.5%	Of Qualification Questionnaires/ Summonses Mailed
Not Responded to:	115	C	9.3%	
the Number of Prospective Jurors:				
Disqualified:	140	D	11.3%	
Exempted:	66	E	5.3%	
Excused:	245	F	19.9%	
Deferred to New Term:	51	G	4.1%	
Deferred from Previous Term:	70	H	5.7%	
Total Number of Qualified Jurors Available for Service:	595	I	48.2%	

$I = A - B - C - D - E - F - G + H$

Jury Utilization

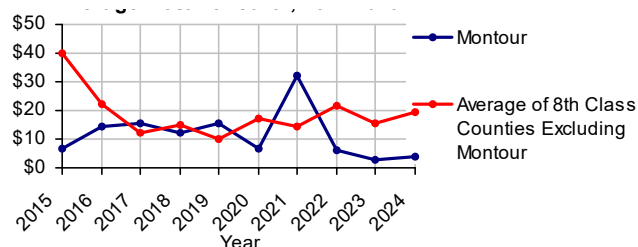
the Number of Jurors:				
Reporting for Service:	309	51.9%	Of Jurors Qualified and Available	
Told Not to Report for Service:	250	42.0%		
Sent to Courtroom for Jury Selection (Voir Dire):	102	33.0%	Of Jurors Reporting for Service	
Impaneled or Sworn (jurors/alternates):	42	13.6%		
Removed for Cause/Hardship:	20			
Removed by Peremptory Challenge:	32			
Number of Jury Trials Started:	3			
Pool Days:	4			
Zero Panel Days:	1	25.0%	(Of Pool Days)	

Jury Costs

Total Annual Budget for Juror Operations:	\$4,981.00	J
Average Cost Per Juror:	\$4.04	K

$K = J/A$

Average Cost Per Juror, 2015-2024

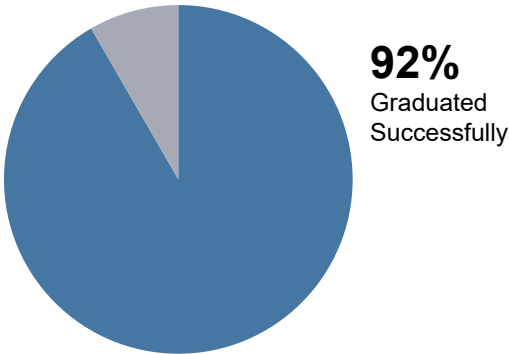


Columbia/Montour Counties


2024 Treatment Courts

12 Discharges

Of All Court Participants Discharged:



16 Admissions

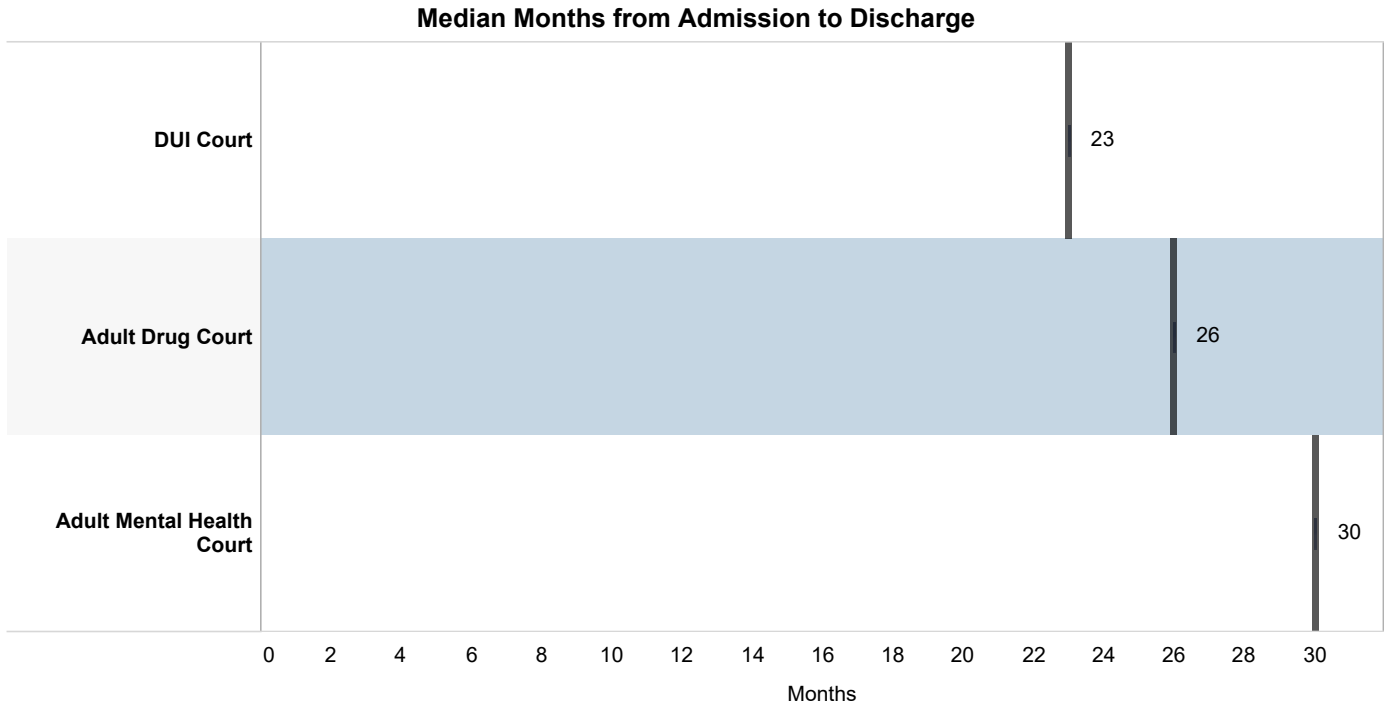


Discharge Reason

	Successfully Completed	Voluntarily Withdrew	Total Discharges
Adult Drug Court	4 (100.0%)		4 (100.0%)
DUI Court	3 (100.0%)		3 (100.0%)
Adult Mental Health Court	4 (80.0%)	1 (20.0%)	5 (100.0%)


Columbia/Montour Counties

2024 Treatment Courts

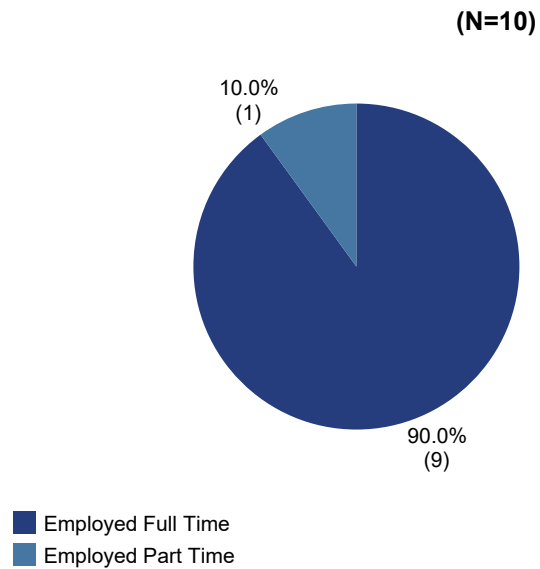


Among successful graduates, there was a 400% increase in employment.

90% of the employed successful graduates were employed full time:



17% (2) of all participants have improved in education level at discharge.



DEPARTMENT OF RESEARCH & STATISTICS

KIM NIEVES, PH.D.

DIRECTOR

ANDREW GINDER, MPA

ASSISTANT DIRECTOR

YAN LIU, M.S.

SENIOR STATISTICAL ANALYST

SASANKA ADIKARI, PH.D

DATA SCIENTIST

AMANDA PEREIRA

RESEARCH ASSISTANT