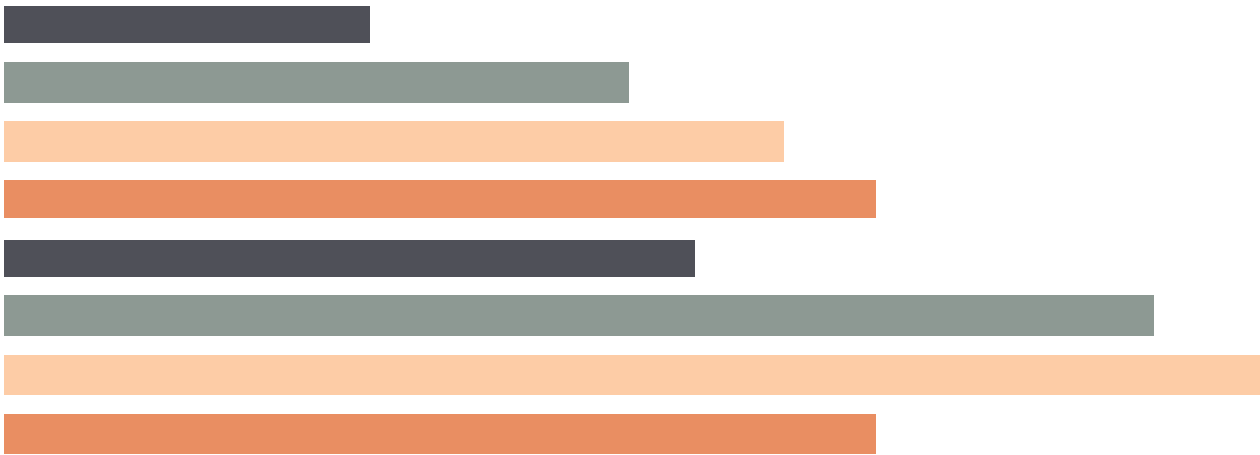
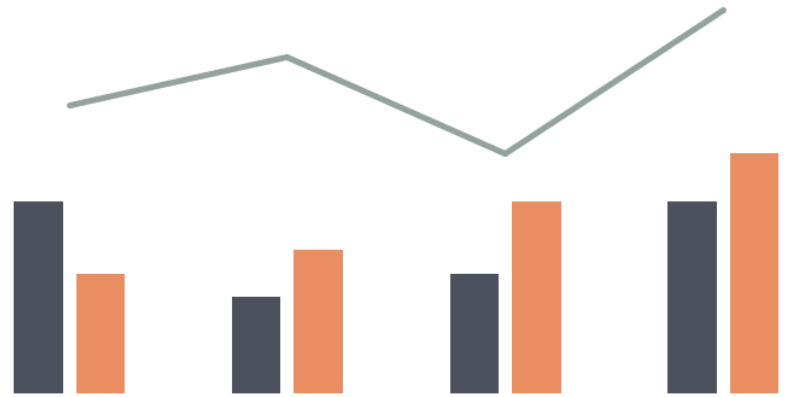


2023 Armstrong County


Court of Common Pleas
Caseload Statistics for



We are pleased to provide you with a copy of the 2023 County Caseload Display pages. They can also be viewed on the AOPC webpage at www.pacourts.us in the *News & Statistics* section under *Research & Statistics*.

Should you have any questions or comments, please do not hesitate to contact me at 717.231.3300 .

Sincerely,

A handwritten signature in black ink, appearing to read "Sasanka", is written over a horizontal line. The signature is fluid and cursive.

Sasanka Adikari, Ph.D.
Data Scientist
Department of Research and Statistics

Table of Contents

CPCMS Criminal	Page 1
CPCMS Criminal - New Cases by Case Type.....	Page 2
Civil.....	Page 3
Civil - Docketed Cases Listed by Case Type.....	Page 4
Protection From Abuse	Page 5
Spousal & Child Support and Paternity	Page 6
Custody/Partial Custody/Visitation.....	Page 7
Divorce	Page 8
Juvenile Dependency - Active Dependent Inventory	Page 9
Juvenile Dependency - Adjudicated Dependent Inventory	Page 10
Juvenile Delinquency - Cases Pending Disposition.....	Page 11
Juvenile Delinquency - New Cases by Case Type	Page 12
Juvenile Delinquency - Formal Dispositions	Page 13
Juvenile Delinquency - Informal Dispositions	Page 14
Accounts.....	Page 15
Adoptions.....	Page 16
Relinquishments/Terminations	Page 17
Appointment of Guardians	Page 18
Jury Yield and Utilization	Page 19
Problem Solving Courts.....	Pages 20-21

Armstrong County

2023 Population estimate: 64,074

Class of County: 6th

No. of Common Pleas Court Judgeships: 2



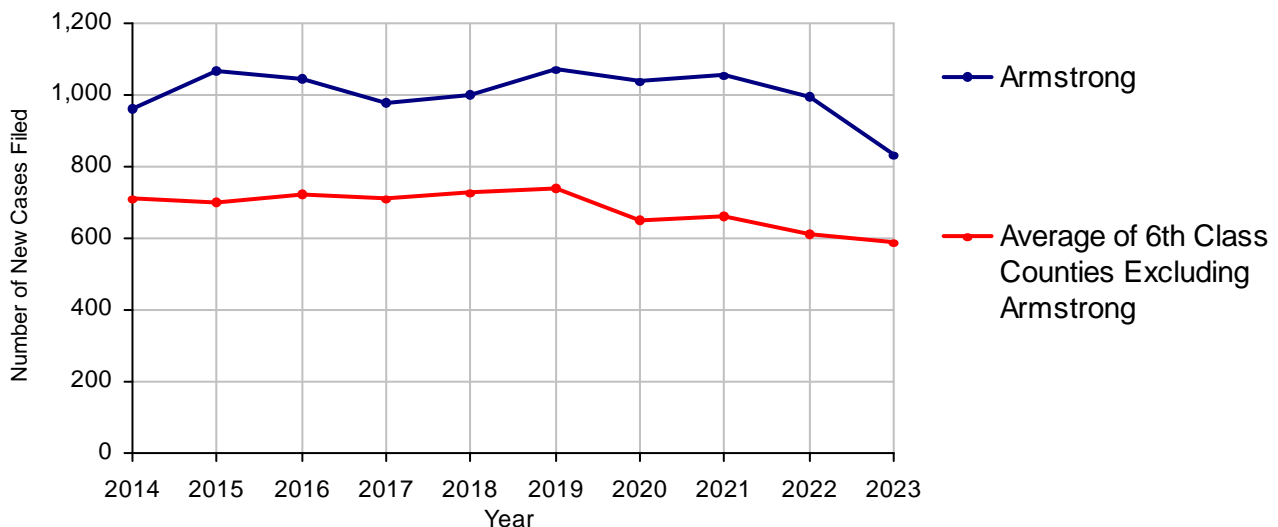
2023 Criminal	No. of Cases	
Cases Pending 1/1/2023	761	
New Cases Filed in 2023	834	
Reopened Cases	118	
Cases Available for Processing	1,713	
Processed by:		
Withdrawn/Dismissed	108	10.2%
Diversionsary Disposition*	180	17.1%
Guilty Plea	621	58.9%
Non-Jury Trial	12	1.1%
Jury Trial	30	2.8%
Inactive	100	9.5%
Other	3	0.3%
Total Cases Processed	1,054	100.0%
Cases Pending 12/31/2023	659	
Cases Awaiting Sentencing	146	

Age of Pending Cases as of 12/31/2023		
0-60 Days	131	19.9%
61-120 Days	111	16.8%
121-180 Days	108	16.4%
181-240 Days	85	12.9%
241-300 Days	52	7.9%
301-360 Days	29	4.4%
Over 360 Days	143	21.7%
Total	659	100.0%

Data provided by CPCMS

* Includes other diversionary programs such as Veterans Court.

Criminal New Cases, 2014-2023



Armstrong County

2023 Population: 64,074
 Class of County: 6th
 No. of Common Pleas Judgeships: 2

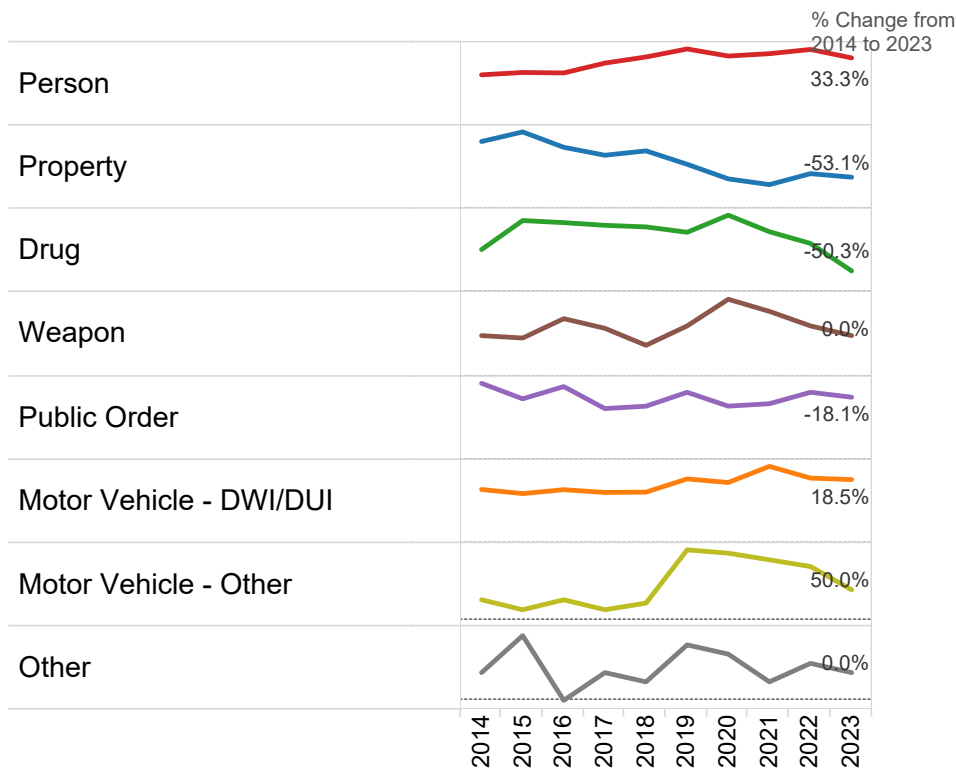


2023 Criminal - New Cases by Offense Type

Case Type	Felony	Misdemeanor	Summary	Total	
Person	60	84	0	144	17.3%
Property	72	42	1	115	13.8%
Drug	18	61	0	79	9.5%
Weapon	12	5	0	17	2.0%
Public Order	21	54	2	77	9.2%
Motor Vehicle - DWI/DUI	39	351	0	390	46.8%
Motor Vehicle - Other	3	6	0	9	1.1%
Other	3	0	0	3	0.4%
Total	228	603	3	834	100.0%
	27.3%	72.3%	0.4%	100.0%	

Data provided by CPCMS

Criminal New Cases by Offense Type, 2014-2023



Armstrong County

2023 Population estimate: 64,074

Class of County: 6th

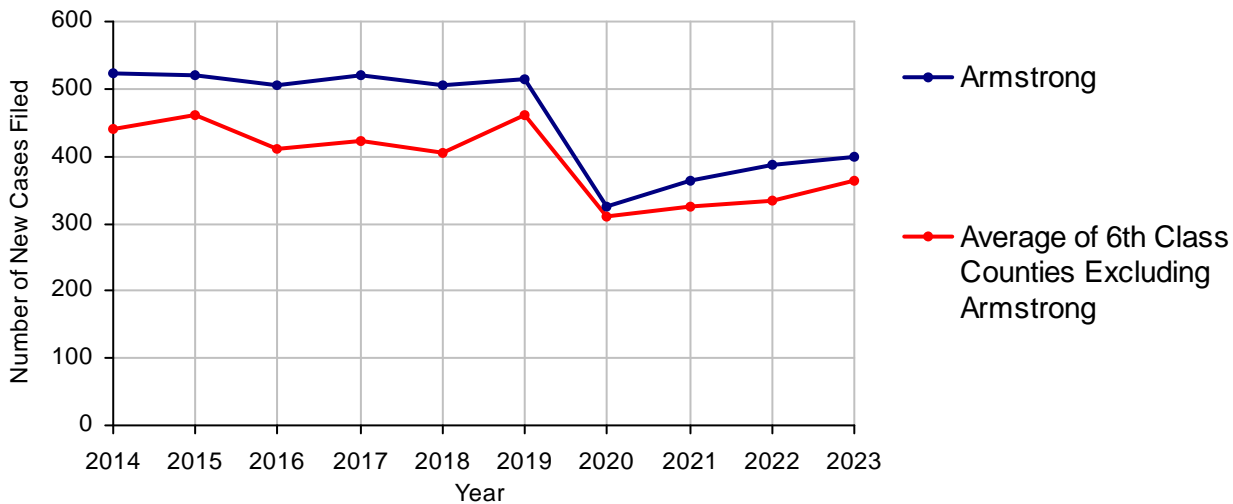
No. of Common Pleas Court Judgeships: 2



2023 Civil	Civil Action	Other	Total
Cases Pending 1/1/2023	257	142	399
Docketed Cases	247	152	399
Arbitration Appeals	0	0	0
Transferred In	0	0	0
Returned to Active	1	0	1
Cases Available for Processing	505	294	799
Processed By:			
Default Judgments	105	72	177
Cases Decided by Arbitration Board	1	0	1
Dispositive Motions	0	0	0
Settlements	0	0	0
Moved to Inactive Status	0	0	0
Transferred/Withdrawn	0	0	0
Dismissed/Discontinued	81	41	122
Administrative Purge	19	7	26
Other	0	0	0
Jury Trial	0	0	0
Non-Jury Trial	0	0	0
Total Cases Processed	206	120	326
Cases Pending 12/31/2023	299	174	473

Age of Pending Cases as of 12/31/2023 (Civil Action Only)		
0-6 months	89	29.8%
7-12 months	63	21.1%
13-18 months	50	16.7%
19-24 months	29	9.7%
25-30 months	16	5.4%
31-36 months	15	5.0%
37-42 months	16	5.4%
43-48 months	8	2.7%
49-54 months	5	1.7%
55-60 months	4	1.3%
61-66 months	0	
67-72 months	0	
Over 72 months	4	1.3%
Total	299	100.0%

Docketed Cases, 2014-2023



Armstrong County

2023 Population estimate: 64,074

Class of County: 6th

No. of Common Pleas Court Judgeships: 2



2023 Civil - Docketed Cases Listed by Case Type

TORT 36 9.0%

(does not include mass tort)

Intentional	1
Malicious Prosecution	1
Motor Vehicle	14
Nuisance	1
Premise Liability	7
Product Liability	0
Slander/Libel/Defamation	0
Other	12

MASS TORT 0

Asbestos	0
Tobacco	0
Toxic Tort - DES	0
Toxic Tort - Implant	0
Toxic Waste	0
Other	0

PROFESSIONAL LIABILITY 3 0.8%

Dental	0
Legal	1
Medical Malpractice	2
Other	0

CONTRACT 198 49.6%

(does not include judgments)

Buyer Plaintiff	3
Debt Collection: Credit Card	119
Debt Collection: Other	56
Employment Dispute: Discrimination	1
Employment Dispute: Other	1
Other	18

Of the Docketed Cases:

Pro Se Filings:	6	1.5%	Class Action Suits:	1	0.3%	MDJ Appeals:	21	5.3%
-----------------	---	------	---------------------	---	------	--------------	----	------

*Civil Other

REAL PROPERTY 118 29.6%

Ejectment*	16
Eminent Domain/Condemnation*	4
Ground Rent	0
Landlord/Tenant Dispute	10
Mortgage Foreclosure:	
Residential*	80
Commercial*	0
Partition of Real Property*	4
Quiet Title*	3
Other*	1

CIVIL APPEALS 22 5.5%

- Administrative Agencies

Board of Assessment*	1
Board of Elections*	0
Dept. of Transportation*	16
Zoning Board*	0
Statutory Appeal - Other*	1
Other*	4

MISCELLANEOUS 22 5.5%

Common Law/	
Statutory Arbitration*	0
Declaratory Judgment*	2
Mandamus*	0
Non-Domestic Relations	
Restraining Order*	2
Quo Warranto*	0
Replevin*	6
Other*	12

TOTAL DOCKETED CASES: 399 100.0%

Armstrong County

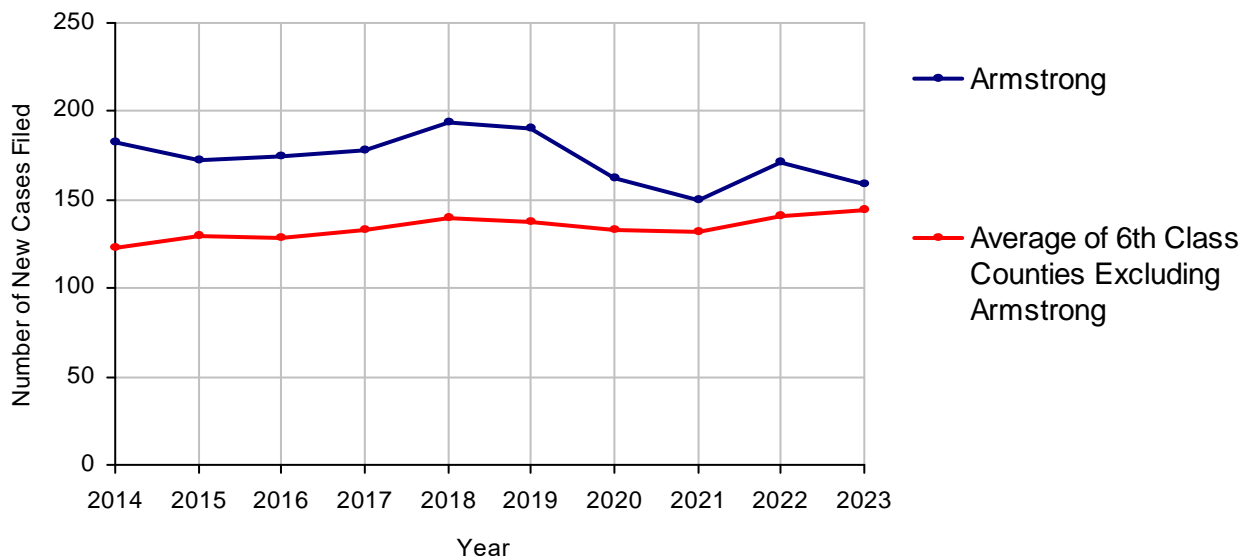
2023 Population estimate: 64,074
 Class of County: 6th
 No. of Common Pleas Court Judgeships: 2



2023 Protection From Abuse

	No. of Petitions	
Cases Pending 1/1/2023	27	
New Cases Filed in 2023	159	
<i>Of these, Petitions Requesting Temporary Orders: 159 (100.0%)</i>		
<i>Temporary Orders DENIED: 2 (1.3%), Temporary Orders GRANTED: 157 (98.7%)</i>		
Cases Available for Processing	186	
Processed By:		
Temporary Order DENIED After Ex Parte Hearing and No Evidentiary Hearing Scheduled	1	0.6%
Temporary Order DISMISSED After Evidentiary Hearing and No Final Order Entered	0	
Final Order DENIED After Evidentiary Hearing Before a Judge or a Judicial Officer	5	3.2%
Final Order GRANTED After Evidentiary Hearing Before a Judge or a Judicial Officer	35	22.2%
Plaintiff Did Not Appear For Evidentiary Hearing	1	0.6%
Final Order by STIPULATION OR AGREEMENT Between the Parties	69	43.7%
Petition WITHDRAWN by Plaintiff	47	29.7%
TRANSFERRED to Another Jurisdiction	0	
Other	0	
Cases Processed	158	100.0%
Cases Pending 12/31/2023	28	

PFA New Cases Filed, 2014-2023



Note. The average of 6th class of counties for 2023 excludes Tioga County due to unavailable data.

Armstrong County

2023 Population estimate: 64,074

Class of County: 6th

No. of Common Pleas Court Judgeships: 2



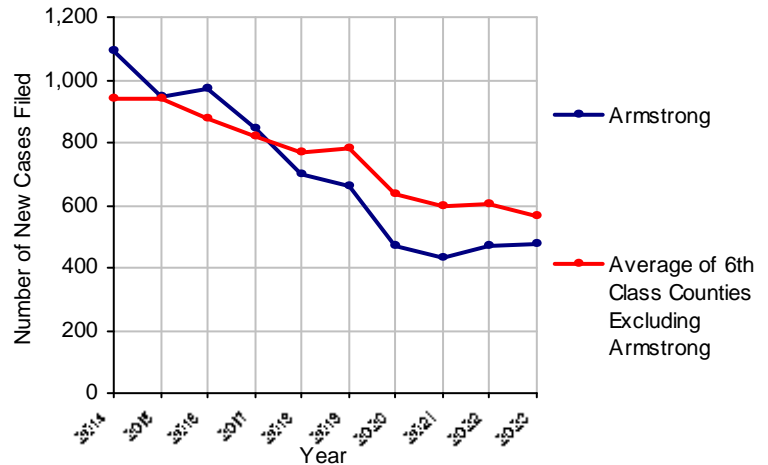
2023 Spousal & Child Support	No. of Petitions
Cases Pending 1/1/2023	52
New Cases Filed in 2023	479
Dockets Transferred In (+)	9
Dockets Transferred Out (-)	13
Cases Available for Processing	527
Processed By:	
Judge	6 1.3%
Intake Officer	405 86.2%
Hearing Officer	57 12.1%
Other	2 0.4%
Cases Processed	470 100.0%
Cases Pending 12/31/2023	57

Data provided by PACSES

2023 Paternity	No. of Cases
Acknowledgements Filed:	
Non-Domestic Relations Section	61 93.8%
During Conference	3 4.6%
Non-Stipulated (post genetic test)	1 1.5%
Pre-Trial Conference	0
Total	65 100.0%
Established:	
Stipulated by Genetic Tests	4 26.7%
Default - Father Failed to Appear	7 46.7%
Adjudication by Court Proceeding	0
Out of State	4 26.7%
Total	15 100.0%
Cases Pending 12/31/2023	4

Data provided by PACSES

Spousal & Child Support New Cases Filed, 2014-2023



DEFINITIONS:

ACKNOWLEDGEMENTS FILED:

NON-DOMESTIC RELATIONS SECTION: The voluntary Acknowledgement of Paternity by the alleged father.

DURING CONFERENCE: The alleged father signed the Acknowledgement of Paternity-Waiver of Trial (PE-010) at the initial child support conference.

NON-STIPULATED (POST GENETIC TEST): The alleged father signed the Acknowledgement of Paternity-Waiver of Trial after genetic tests were conducted and resulted in the alleged father being determined to be the biological father.

PRE-TRIAL CONFERENCE: The alleged father signed the Acknowledgement of Paternity-Waiver of Trial at the pre-trial conference.

ESTABLISHED:

STIPULATED BY GENETIC TESTS: The alleged father requested genetic tests and signed a stipulation that if the test results had a 99% or higher probability of paternity then the alleged father would be stipulated as the biological father of the child.

DEFAULT - FATHER FAILED TO APPEAR: The alleged father failed to appear after being served for either a support conference, hearing, or genetic test and a default paternity order was entered by the court.

ADJUDICATION BY COURT PROCEEDING: The alleged father was determined to be the biological father of the child through a court proceeding.

OUT OF STATE: Paternity was established in another state, "Out of state only".

Armstrong County

2023 Population Estimate: 64,074

Class of County: 6th

No. of Common Pleas Court Judgeships: 2

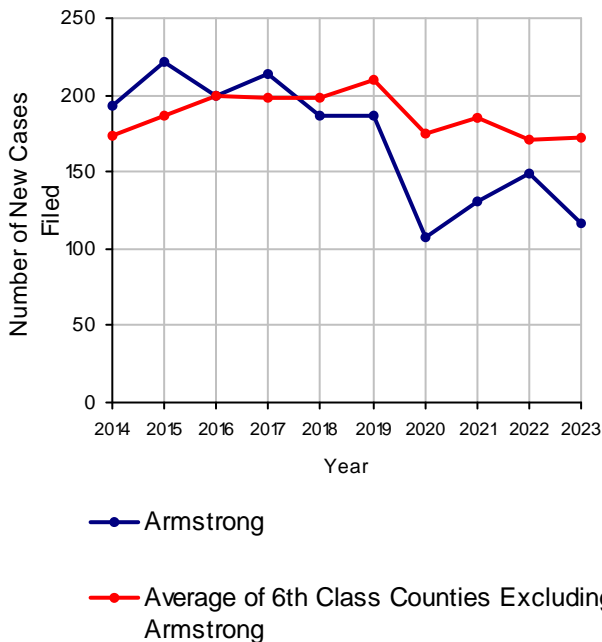


2023 Custody/Partial Custody/Visitation

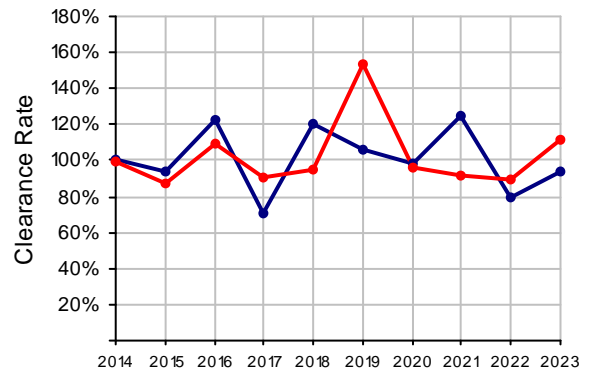
No. of Petitions

Cases Pending 1/1/2023	90
New Cases Filed in 2023	117
Cases Available for Processing	207
Processed By:	
Judge	21 19.1%
Non-Judicial Officer	42 38.2%
Administrative Review/Purge	2 1.8%
Other	45 40.9%
Cases Processed	110 100.0%
Cases Pending 12/31/2023	97

Custody/Partial Custody/Visitation New Cases Filed, 2014-2023

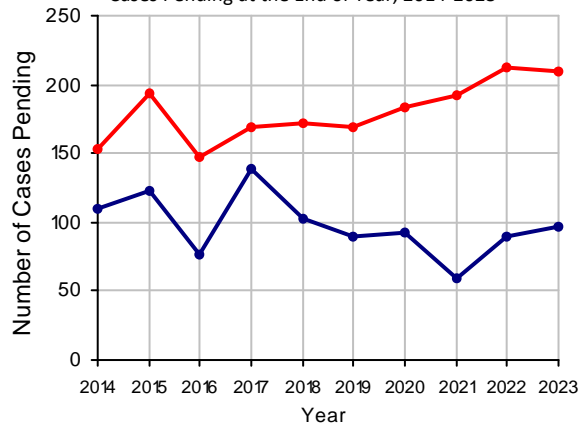


Clearance Rate, 2014-2023



Note: Clearance Rate = Cases Processed / New Cases Filed

Cases Pending at the End of Year, 2014-2023



Armstrong County

2023 Population estimate: 64,074

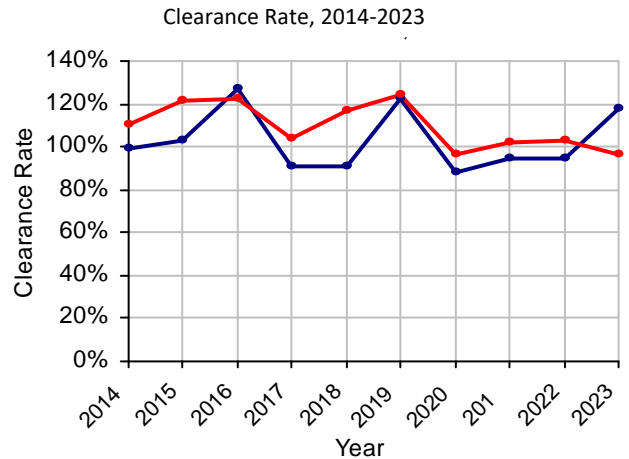
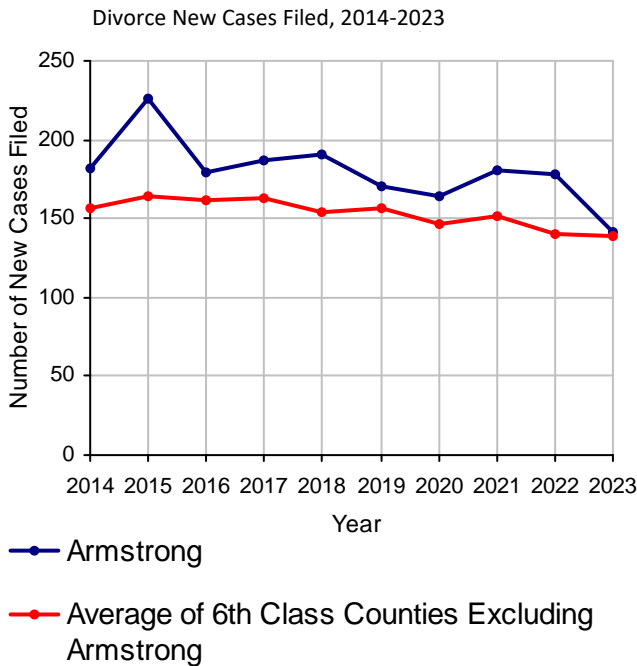
Class of County: 6th

No. of Common Pleas Court Judgeships: 2



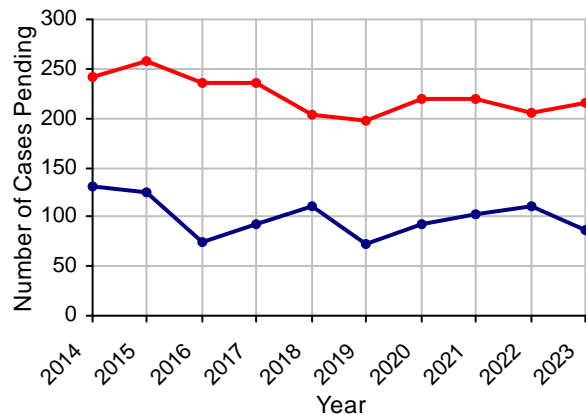
2023 Divorce

	No. of Petitions	
Cases Pending 1/1/2023	111	
New Cases Filed in 2023	141	
Cases Available for Processing	252	
Processed By:		
Contested Before a Judge	0	
Contested Before a Non-Judicial Officer	0	
Uncontested	142	85.5%
Administrative Review/Purge	22	13.3%
Other	2	1.2%
Cases Processed	166	100.0%
Cases Pending 12/31/2023	86	



Note: Clearance Rate = Cases Processed / New Cases Filed

Cases Pending at the End of Year, 2014-2023



Armstrong County

2023 Population estimate: 64,074

Class of County: 6th

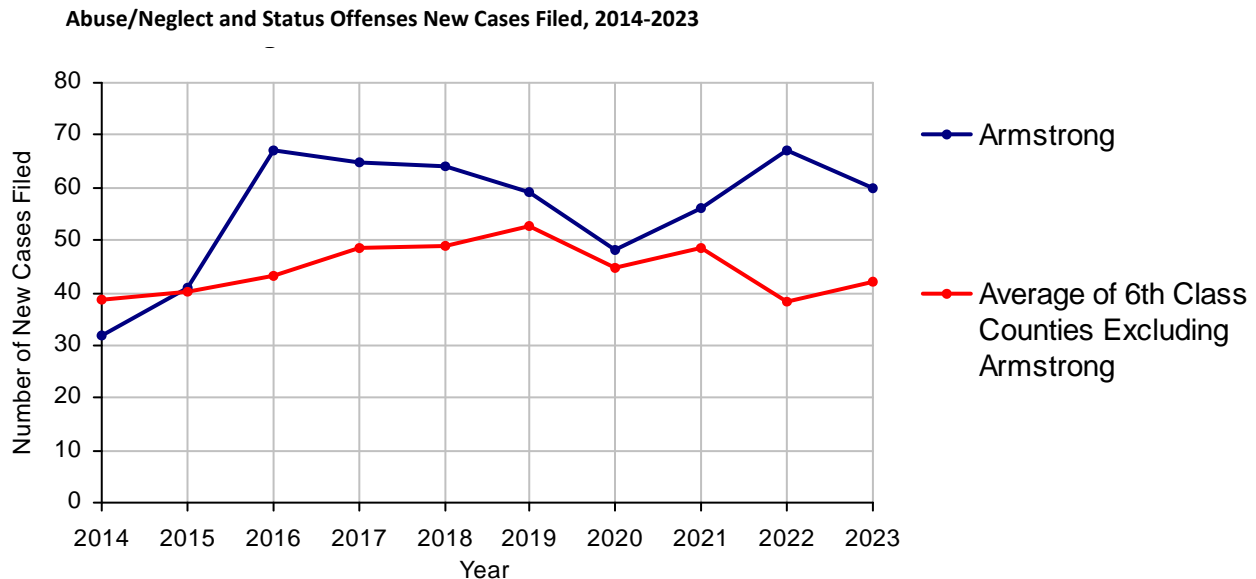
No. of Common Pleas Court Judgeships: 2



2023 Juvenile Dependency - Petitions Pending Adjudication

	Abuse/ Neglect	Status Offenses	Total
Cases Pending 1/1/2023	2	0	2
New Petitions Filed in 2023	60	0	60
Other	14	0	14
Total Petitions Available for Processing	76	0	76
Processed by:			
Adjudicated Dependent			
Judge	61	0	61
Juvenile Court Hearing Officer	0	0	0
Adjudicated NOT Dependent			
Judge	8	0	8
Juvenile Court Hearing Officer	0	0	0
Withdrawn/Dismissed/Inactive	0	0	0
Other	1	0	1
Total Petitions Processed	70	0	70
Cases Pending 12/31/2023	6	0	6

Data provided by CPCMS

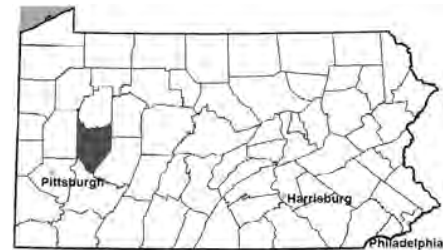


Armstrong County

2023 Population estimate: 64,074

Class of County: 6th

No. of Common Pleas Court Judgeships: 2



2023 Juvenile Dependency - Adjudicated Dependent Inventory

	Abuse/ Neglect		Status Offenses		Total
Cases Pending 1/1/2023	94		1		95
New Adjudicated Dependent Cases	61		0		61
Other	0		0		0
Total Adjudicated Dependent Cases	155		1		156
<u>Court Supervision Terminated:</u>					
Family Reunification	11	20.8%	0		11 20.4%
Adoption	0		0		0
Placement with a Relative/Guardian	36	67.9%	1	100.0%	37 68.5%
Aged Out	5	9.4%	0		5 9.3%
Other Permanency Outcomes*	0		0		0
Other**	1	1.9%	0		1 1.9%
Total Adjudicated Dependent Cases Terminated	53	100.0%	1	100.0%	54 100.0%
Cases Pending 12/31/2023	102		0		102

Data provided by CPCMS

* Other Permanency Outcomes include: adjudicated delinquent, death due to natural causes, emancipation, permanent living arrangement, and parent has come forward.

** Other includes cases where court supervision is terminated due to transfer out of jurisdiction, withdrawal and administrative closure.

Armstrong County

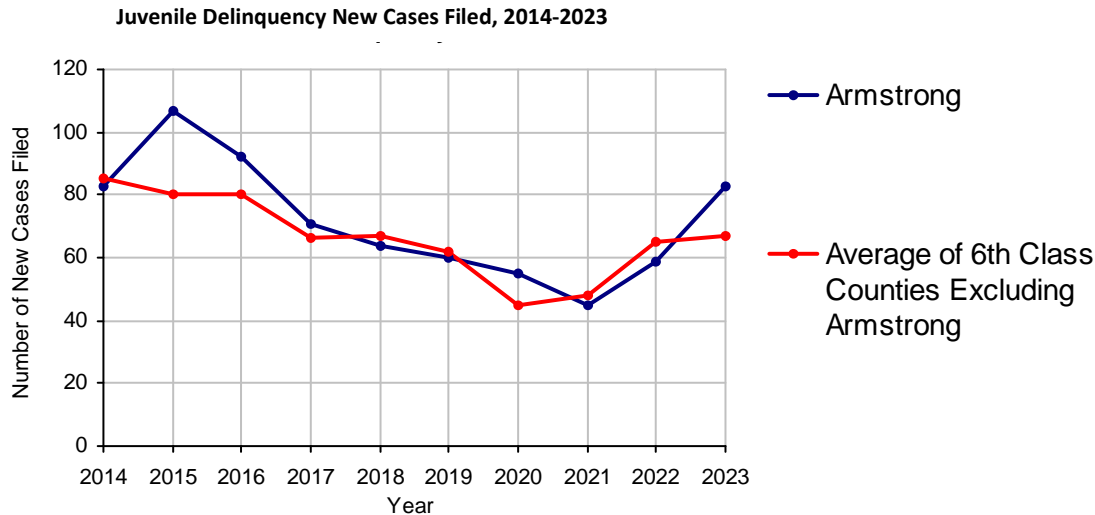
2023 Population estimate: 64,074
 Class of County: 6th
 No. of Common Pleas Court Judgeships: 2



2023 Juvenile Delinquency - Cases Pending Disposition

Begin Pending	14
New Cases	83
Consent Decree Revoked	0
Informal Adjustment Program Revoked	0
Alternative Program Revoked	0
Warrant Returned	0
Other	6
Total Cases Available for Disposition	103
Warrant Issued	0
Disposed by:	
Adjudicated Delinquent by a Judge	23
Adjudicated Delinquent by a Juvenile Court Hearing Officer	0
Consent Decree Entered	11
Informal Adjustment Program Entered	12
Warned and Counseled (Pre-Petition)	0
Dismissed/Withdrawn/Transferred	14
Transferred to Criminal Court	2
Other	10
Total Cases Disposed	72
End Pending	31

Data provided by CPCMS



Armstrong County

2023 Population: 64,074
 Class of County: 6th
 No. of Common Pleas Judgeships: 2

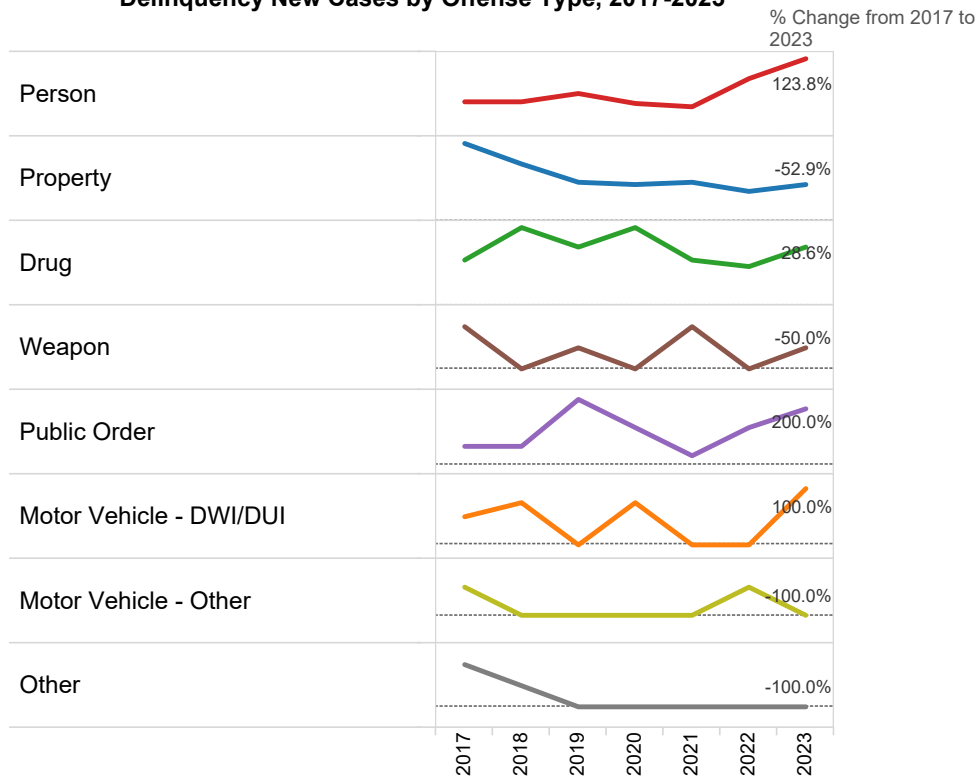


2023 Delinquency - New Cases by Offense Type

Case Type	Felony	Misdemeanor	Summary	Total	
Person	8	39	0	47	56.6%
Property	4	12	0	16	19.3%
Drug	0	9	0	9	10.8%
Weapon	0	1	0	1	1.2%
Public Order	1	5	0	6	7.2%
Motor Vehicle - DWI/DUI	0	4	0	4	4.8%
Motor Vehicle - Other	0	0	0	0	0.0%
Other	0	0	0	0	0.0%
Total	13	70	0	83	100.0%
	15.7%	84.3%	0.0%	100.0%	

Data provided by CPCMS

Delinquency New Cases by Offense Type, 2017-2023



Armstrong County

2023 Population estimate: 64,074

Class of County: 6th

No. of Common Pleas Court Judgeships: 2



2023 Juvenile Delinquency - Formal Dispositions

Begin Pending	45
Adjudicated Delinquent by a Judge	23
Adjudicated Delinquent by a Juvenile Court Hearing Officer	0
Warrant Returned	0
Other	4
Total Adjudicated Delinquent Cases	72
Warrant Issued	1
Court Supervision Terminated:	
Conditions Satisfied	39
Compelling Reasons	0
Reached Age 21	0
Transferred to Another Juvenile Court	0
Other	0
Total Adjudicated Delinquent Cases Terminated	39
End Pending	32

(R) - Revised

Data provided by CPCMS

Armstrong County

2023 Population estimate: 64,074
 Class of County: 6th
 No. of Common Pleas Court Judgeships: 2

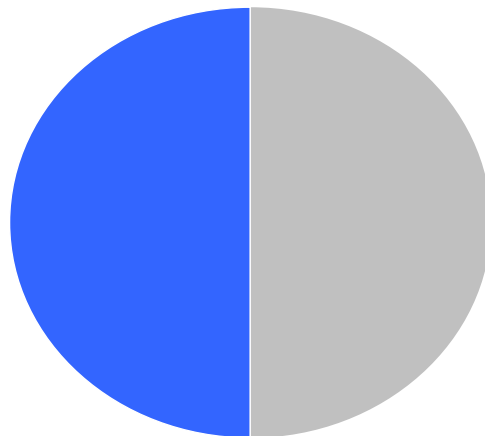


2023 Juvenile Delinquency - Informal Dispositions

Pending Consent Decrees	14
Pending Informal Adjustments	2
New Consent Decrees	11
New Informal Adjustments	12
Warrant Returned	0
Other	0
Cases Informally Disposed	39
Warrant Issued	0
Terminated by:	
Consent Decree Completed	17
Informal Adjustment Completed	8
Consent Decree Revoked	0
Informal Adjustment Program Revoked	0
Other	2
Total Informally Disposed Cases Terminated	27
End Pending	12

(R) - Revised
 Data provided by CPCMS

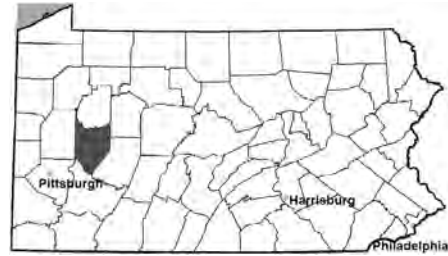
Informal Dispositions: **50%**



Delinquency Cases are disposed either formally, at a proceeding held before a judge or hearing officer, or informally without a proceeding. Informal dispositions include informal adjustments supervised by a juvenile probation officer; consent decrees agreed upon with the District Attorney after a petition is filed; or other pre-petition process by the juvenile probation department.

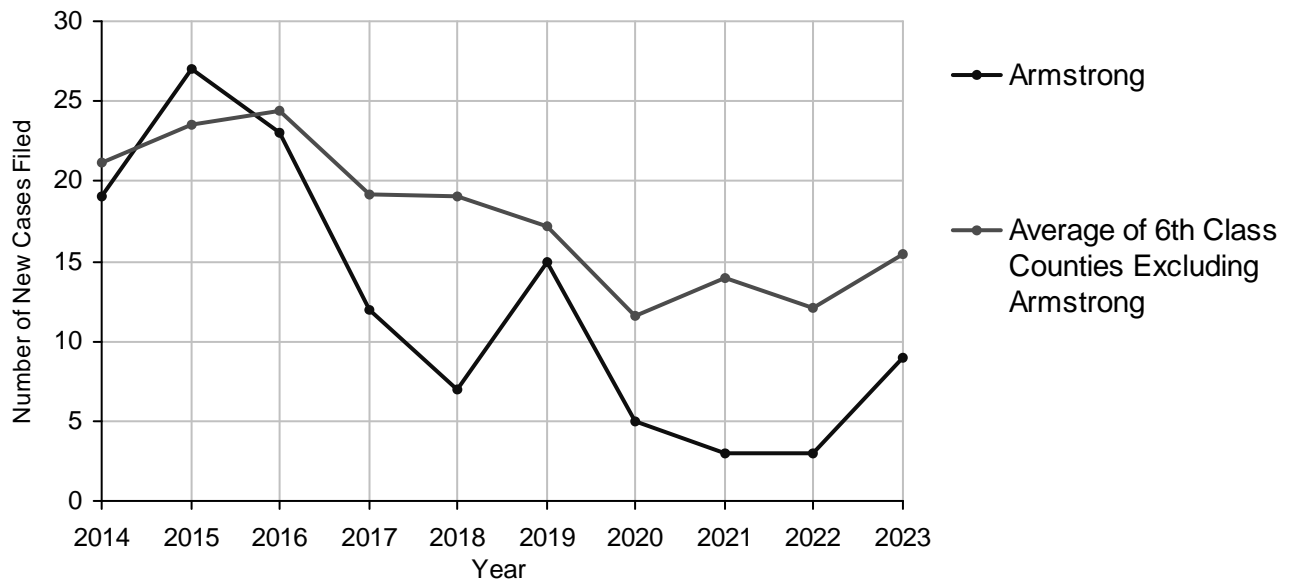
Armstrong County

2023 Population estimate: 64,074
 Class of County: 6th
 No. of Common Pleas Court Judgeships: 2



2023 Accounts	No. of Cases
Cases Pending 1/1/2023	1
New Cases Filed in 2023	9
Cases Available for Processing	10
Processed By:	
Contested before a Judge	0
Contested before a Non-Judicial Officer	0
Uncontested	6 100.0%
Other	0
Cases Processed	6 100.0%
Cases Pending 12/31/2023	4

Accounts New Cases Filed, 2014-2023



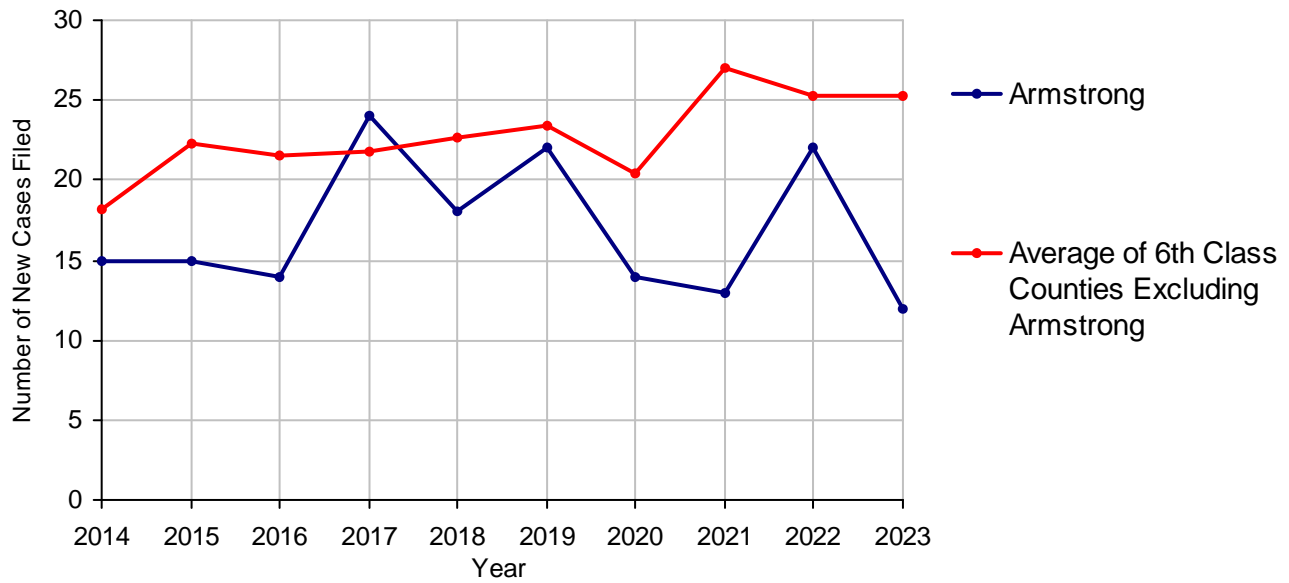
Armstrong County

2023 Population estimate: 64,074
 Class of County: 6th
 No. of Common Pleas Court Judgeships: 2



2023 Adoptions		No. of Cases	
Cases Pending 1/1/2023		4	
New Cases Filed in 2023		12	
Cases Available for Processing		16	
Processed By:			
Contested before a Judge	Granted	3	25.0%
	Denied	0	
Uncontested	Granted	8	66.7%
	Denied	0	
Other		1	8.3%
Cases Processed		12	100.0%
Cases Pending 12/31/2023		4	

Adoptions New Cases Filed, 2014-2023



Armstrong County

2023 Population estimate: 64,074

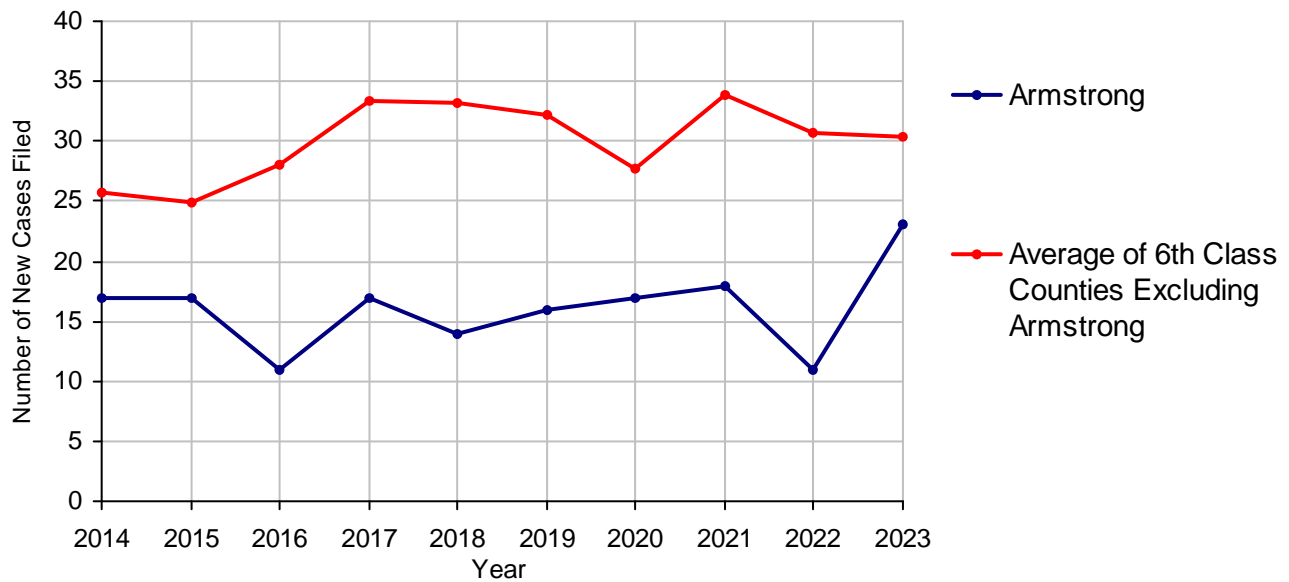
Class of County: 6th

No. of Common Pleas Court Judgeships: 2



2023 Relinquishments/Terminations	No. of Cases
Cases Pending 1/1/2023	3
New Cases Filed in 2023	23
Cases Available for Processing	26
Processed By:	
Contested before a Judge	4 26.7%
Uncontested	9 60.0%
Other	2 13.3%
Cases Processed	15 100.0%
Cases Pending 12/31/2023	11

Relinquishments/Terminations New Cases Filed, 2014-2023

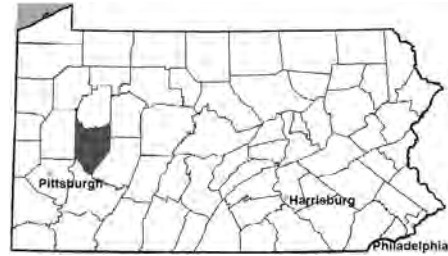


Armstrong County

2023 Population estimate: 64,074

Class of County: 6th

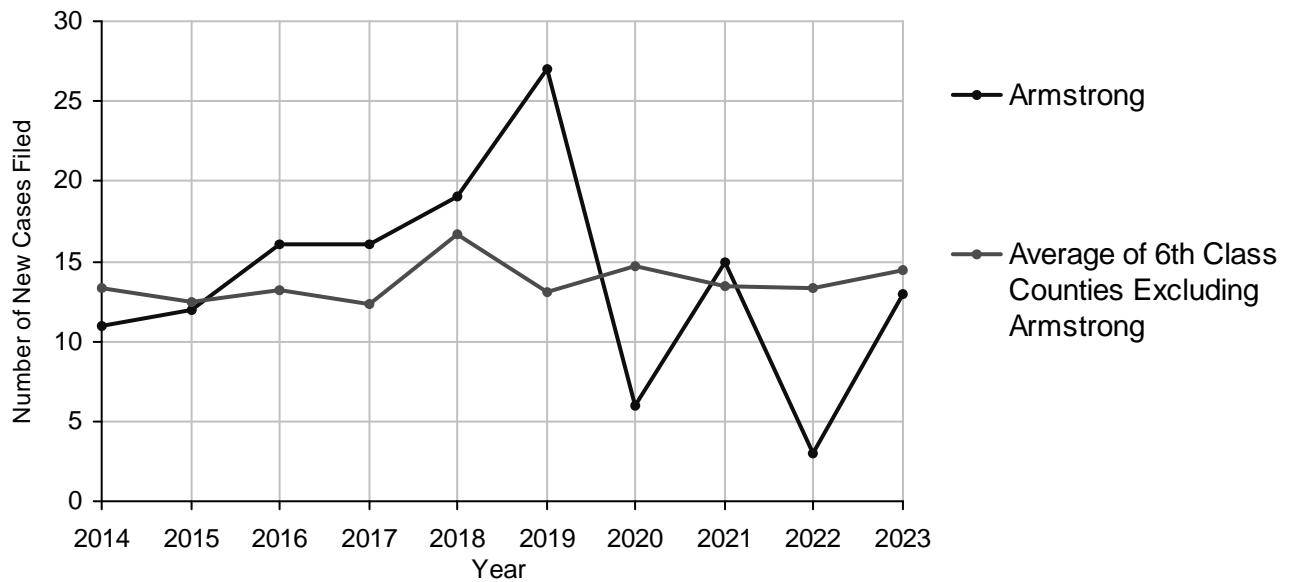
No. of Common Pleas Court Judgeships: 2



2023 Appointment of Guardians

	No. of Cases
Cases Pending 1/1/2023	3
New Cases Filed in 2023	13
Cases Available for Processing	16
Processed By:	
Contested before a Judge	1 10.0%
Uncontested	9 90.0%
Other	0
Cases Processed	10 100.0%
Cases Pending 12/31/2023	6

Appointment of Guardians New Cases Filed, 2014-2023



Armstrong County

2023 Population estimate: 64,074
 Class of County: 6th
 No. of Common Pleas Court Judgeships: 2



2023 Jury Yield and Utilization

Jury Yield

Qualification Questionnaires/Summonses Mailed:	5,105	A		
Returned Undeliverable:	263	B	5.2%	Of Qualification Questionnaires/ Summonses Mailed
Not Responded to:	617	C	12.1%	
the Number of Prospective Jurors:				
Disqualified:	471	D	9.2%	
Exempted:	584	E	11.4%	
Excused:	1,351	F	26.5%	
Deferred to New Term:	365	G	7.1%	
Deferred from Previous Term:	417	H	8.2%	
Total Number of Qualified Jurors Available for Service:	1,871	I	36.7%	

$I = A - B - C - D - E - F - G + H$

Jury Utilization

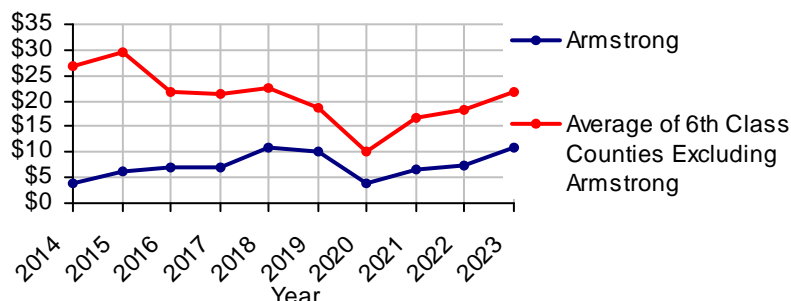
the Number of Jurors:			
Reporting for Service:	1,566	83.7%	Of Jurors Qualified and Available
Told Not to Report for Service:	0		
Sent to Courtroom for Jury Selection (Voir Dire):	1,144	73.1%	Of Jurors Reporting for Service
Impaneled or Sworn (jurors/alternates):	397	25.4%	
Removed for Cause/Hardship:	308		
Removed by Peremptory Challenge:	343		
Number of Jury Trials Started:	22		
Pool Days:	13		
Zero Panel Days:	2	15.4%	(Of Pool Days)

Jury Costs

Total Annual Budget for Juror Operations:	\$54,906.00	J
Average Cost Per Juror:	\$10.76	K

$K = J/A$

Average Cost Per Juror, 2014-2023




Armstrong County

2023 Problem Solving Courts

4 Discharges

Of All Court Participants Discharged:



100%
Graduated
Successfully

3 Admissions

Veterans Court

3



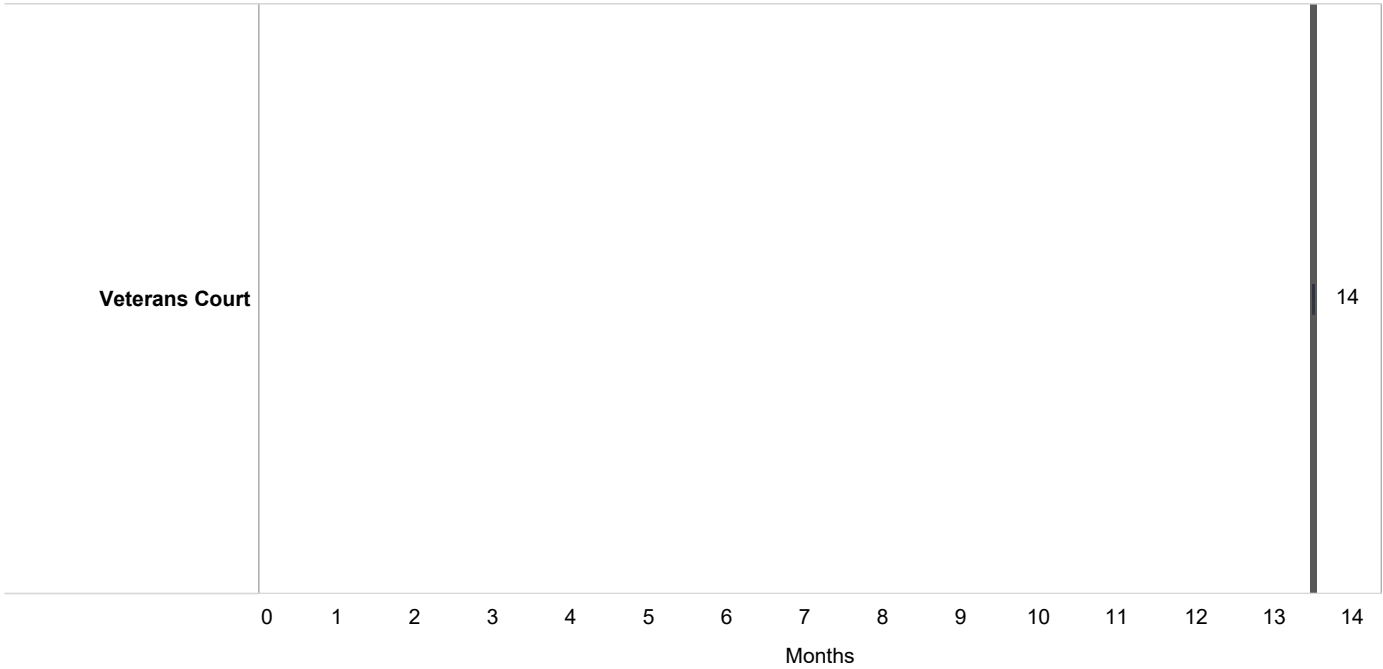
Discharge Reason

	Successfully Completed	Total Discharges
Veterans Court	4 (100.0%)	4 (100.0%)

Armstrong County

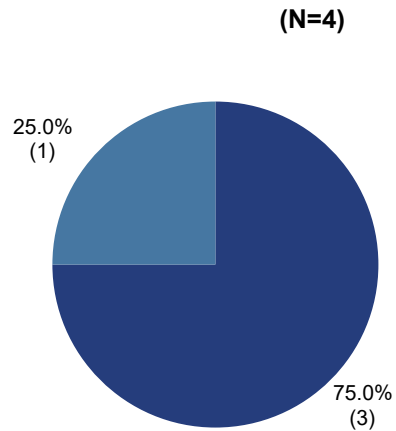

2023 Problem Solving Courts

Median Months from Admission to Discharge



Among successful graduates, there was a 33% increase in employment.

75% of the employed successful graduates were employed full time:



25% (1) of all participants have improved in **education level** at discharge.

■ Employed Full Time
■ Employed Part Time

DEPARTMENT OF RESEARCH & STATISTICS

KIM NIEVES, PH.D.

DIRECTOR

ANDREW GINDER, MPA

ASSISTANT DIRECTOR

YAN LIU, M.S.

SENIOR STATISTICAL ANALYST

SASANKA ADIKARI, PH.D

DATA SCIENTIST

AMANDA PEREIRA

RESEARCH ASSISTANT