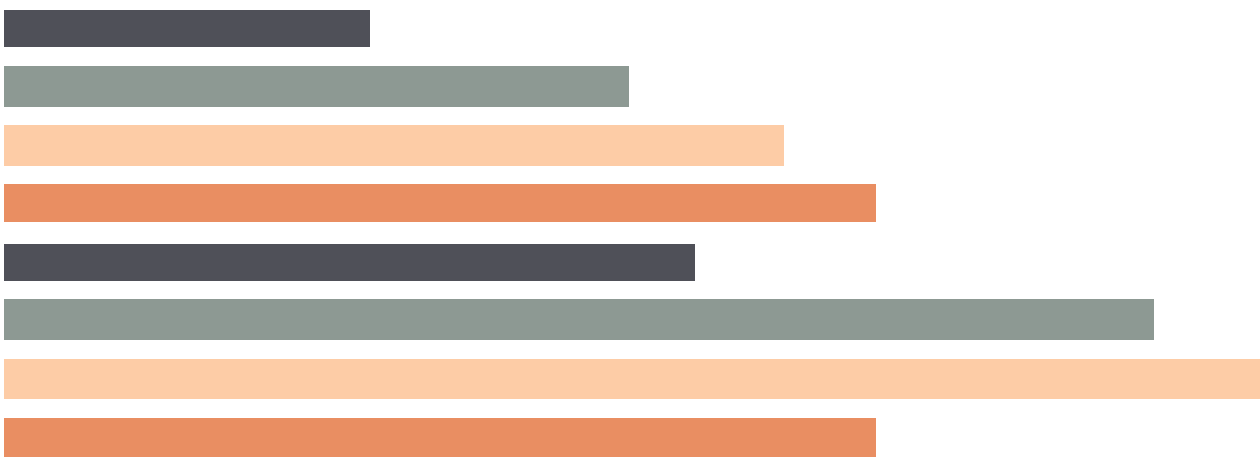
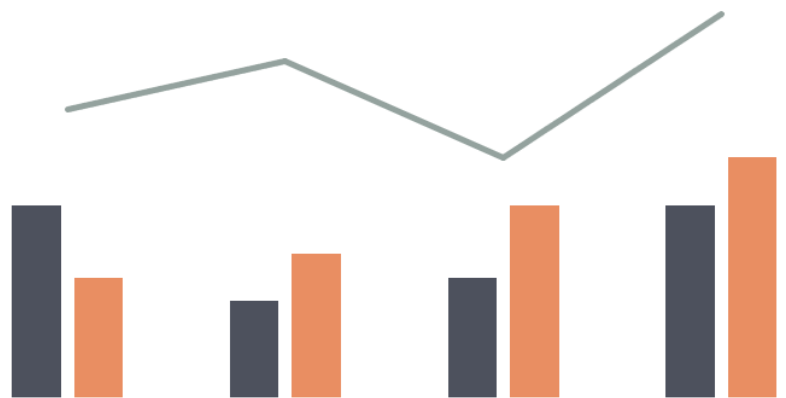
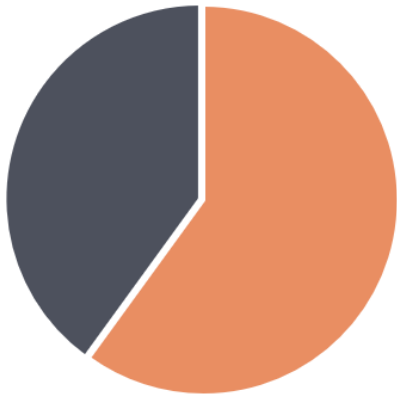


# 2023 Blair County

Court of Common Pleas  
Caseload Statistics for





We are pleased to provide you with a copy of the 2023 County Caseload Display pages. They can also be viewed on the AOPC webpage at [www.pacourts.us](http://www.pacourts.us) in the *News & Statistics* section under *Research & Statistics*.

Should you have any questions or comments, please do not hesitate to contact me at 717.231.3300 .

Sincerely,

A handwritten signature in black ink, appearing to read 'Sasanka', is written over a horizontal line. The signature is fluid and cursive.

Sasanka Adikari, Ph.D.  
Data Scientist  
Department of Research and Statistics



# Table of Contents

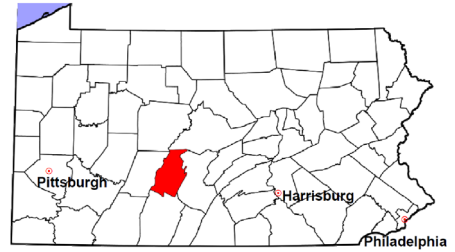
CPCMS Criminal .....	Page 1
CPCMS Criminal - New Cases by Case Type.....	Page 2
Civil.....	Page 3
Civil - Docketed Cases Listed by Case Type.....	Page 4
Protection From Abuse .....	Page 5
Spousal & Child Support and Paternity .....	Page 6
Custody/Partial Custody/Visitation.....	Page 7
Divorce .....	Page 8
Juvenile Dependency - Active Dependent Inventory .....	Page 9
Juvenile Dependency - Adjudicated Dependent Inventory .....	Page 10
Juvenile Delinquency - Cases Pending Disposition.....	Page 11
Juvenile Delinquency - New Cases by Case Type .....	Page 12
Juvenile Delinquency - Formal Dispositions .....	Page 13
Juvenile Delinquency - Informal Dispositions .....	Page 14
Accounts.....	Page 15
Adoptions.....	Page 16
Relinquishments/Terminations .....	Page 17
Appointment of Guardians .....	Page 18
Jury Yield and Utilization .....	Page 19
Problem Solving Courts.....	Pages 20-21

# Blair County

2023 Population estimate: 120,273

Class of County: 5th

No. of Common Pleas Court Judgeships: 5



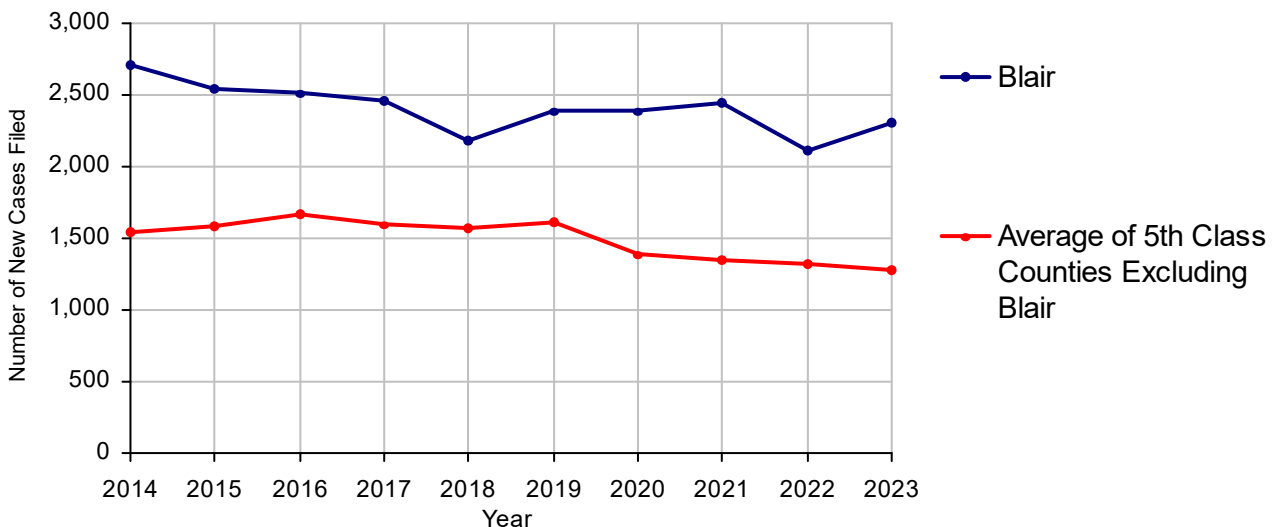
2023 Criminal	No. of Cases
Cases Pending 1/1/2023	1,318
New Cases Filed in 2023	2,303
Reopened Cases	190
<b>Cases Available for Processing</b>	<b>3,811</b>
<b>Processed by:</b>	
Withdrawn/Dismissed	52 2.2%
Diversionsary Disposition*	215 9.1%
Guilty Plea	1,839 77.5%
Non-Jury Trial	22 0.9%
Jury Trial	15 0.6%
Inactive	175 7.4%
Other	55 2.3%
<b>Total Cases Processed</b>	<b>2,373 100.0%</b>
<b>Cases Pending 12/31/2023</b>	<b>1,438</b>
Cases Awaiting Sentencing	97

Age of Pending Cases as of 12/31/2023		
0-60 Days	369	25.7%
61-120 Days	266	18.5%
121-180 Days	143	9.9%
181-240 Days	96	6.7%
241-300 Days	109	7.6%
301-360 Days	85	5.9%
Over 360 Days	370	25.7%
<b>Total</b>	<b>1,438</b>	<b>100.0%</b>

Data provided by CPCMS

\* Includes other diversionsary programs such as Veterans Court.

Criminal New Cases, 2014-2023



# Blair County

2023 Population: 120,273  
 Class of County: 5th  
 No. of Common Pleas Judgeships: 5

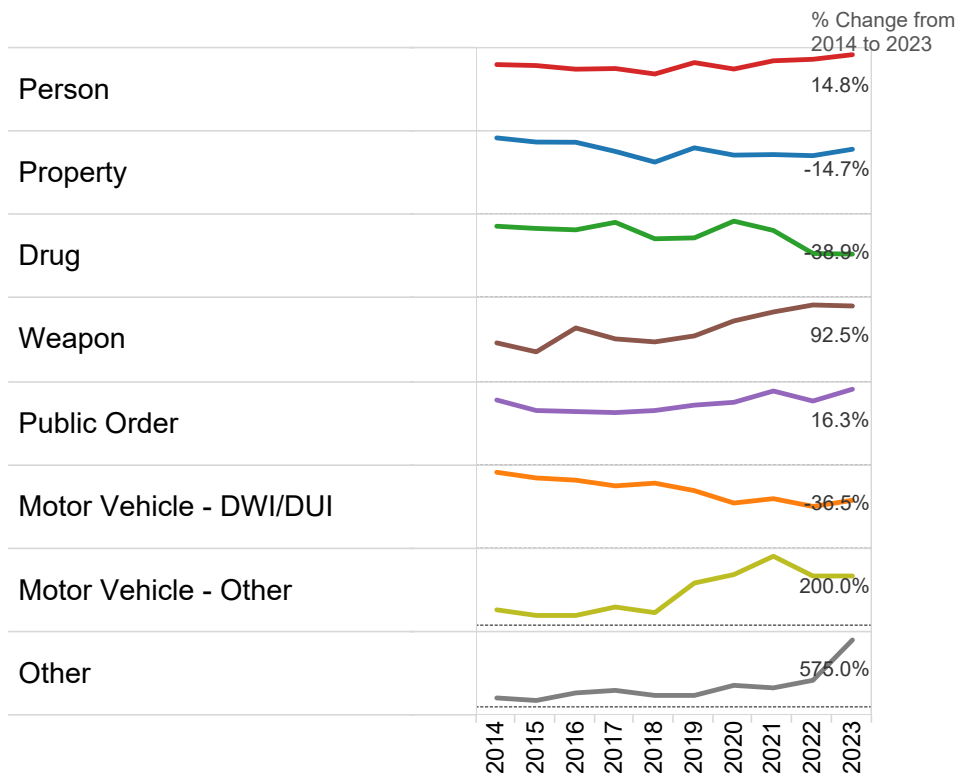


## 2023 Criminal - New Cases by Offense Type

Case Type	Felony	Misdemeanor	Summary	Total	
Person	226	240	0	<b>466</b>	<b>20.2%</b>
Property	304	291	7	<b>602</b>	<b>26.1%</b>
Drug	176	261	0	<b>437</b>	<b>19.0%</b>
Weapon	60	17	0	<b>77</b>	<b>3.3%</b>
Public Order	125	173	1	<b>299</b>	<b>13.0%</b>
Motor Vehicle - DWI/DUI	13	346	0	<b>359</b>	<b>15.6%</b>
Motor Vehicle - Other	2	33	1	<b>36</b>	<b>1.6%</b>
Other	24	3	0	<b>27</b>	<b>1.2%</b>
<b>Total</b>	<b>930</b>	<b>1,364</b>	<b>9</b>	<b>2,303</b>	<b>100.0%</b>
	<b>40.4%</b>	<b>59.2%</b>	<b>0.4%</b>	<b>100.0%</b>	

Data provided by CPCMS

### Criminal New Cases by Offense Type, 2014-2023

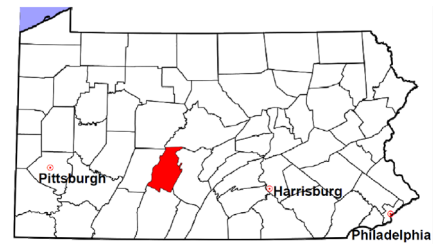


# Blair County

2023 Population estimate: 120,273

Class of County: 5th

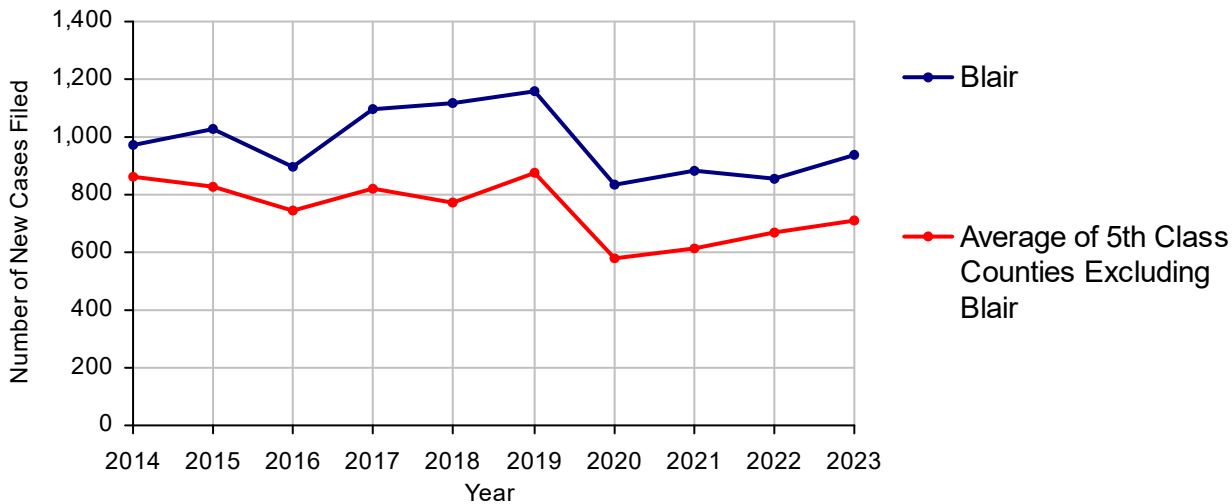
No. of Common Pleas Court Judgeships: 5



2023 Civil	Civil Action	Other	Total
Cases Pending 1/1/2023	806	355	1,161
Docketed Cases	662	276	938
Arbitration Appeals	0	0	0
Transferred In	2	0	2
Returned to Active	0	0	0
<b>Cases Available for Processing</b>	<b>1,470</b>	<b>631</b>	<b>2,101</b>
Processed By:			
Default Judgments	123	91	214
Cases Decided by Arbitration Board	13	3	16
Dispositive Motions	2	6	8
Settlements	138	49	187
Moved to Inactive Status	0	0	0
Transferred/Withdrawn	4	0	4
Dismissed/Discontinued	139	45	184
Administrative Purge	0	0	0
Other	23	18	41
Jury Trial	0	1	1
Non-Jury Trial	1	4	5
<b>Total Cases Processed</b>	<b>443</b>	<b>217</b>	<b>660</b>
<b>Cases Pending 12/31/2023</b>	<b>1,027</b>	<b>414</b>	<b>1,441</b>

Age of Pending Cases as of 12/31/2023 (Civil Action Only)		
0-6 months	621	60.5%
7-12 months	160	15.6%
13-18 months	73	7.1%
19-24 months	42	4.1%
25-30 months	47	4.6%
31-36 months	30	2.9%
37-42 months	22	2.1%
43-48 months	7	0.7%
49-54 months	7	0.7%
55-60 months	2	0.2%
61-66 months	4	0.4%
67-72 months	6	0.6%
Over 72 months	6	0.6%
<b>Total</b>	<b>1,027</b>	<b>100.0%</b>

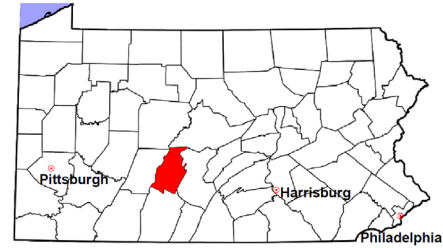
Docketed Cases, 2014-2023





# Blair County

2023 Population estimate: 120,273  
 Class of County: 5th  
 No. of Common Pleas Court Judgeships: 5



## 2023 Civil - Docketed Cases Listed by Case Type

<b>TORT</b>	<b>87</b>	<b>9.3%</b>	<b>REAL PROPERTY</b>	<b>266</b>	<b>28.4%</b>
<i>(does not include mass tort)</i>			Ejectment*	30	
Intentional	0		Eminent Domain/Condemnation*	3	
Malicious Prosecution	0		Ground Rent	0	
Motor Vehicle	48		Landlord/Tenant Dispute	39	
Nuisance	0		Mortgage Foreclosure:		
Premise Liability	13		Residential*	167	
Product Liability	2		Commercial*	2	
Slander/Libel/Defamation	1		Partition of Real Property*	5	
Other	23		Quiet Title*	10	
<b>MASS TORT</b>	<b>1</b>	<b>0.1%</b>	Other*	10	
Asbestos	0		<b>CIVIL APPEALS</b>	<b>20</b>	<b>2.1%</b>
Tobacco	0		<i>- Administrative Agencies</i>		
Toxic Tort - DES	0		Board of Assessment*	0	
Toxic Tort - Implant	0		Board of Elections*	0	
Toxic Waste	0		Dept. of Transportation*	0	
Other	1		Zoning Board*	1	
<b>PROFESSIONAL LIABILITY</b>	<b>17</b>	<b>1.8%</b>	Statutory Appeal - Other*	0	
Dental	0		Other*	19	
Legal	3		<b>MISCELLANEOUS</b>	<b>29</b>	<b>3.1%</b>
Medical Malpractice	11		Common Law/		
Other	3		Statutory Arbitration*	0	
<b>CONTRACT</b>	<b>518</b>	<b>55.2%</b>	Declaratory Judgment*	1	
<i>(does not include judgments)</i>			Mandamus*	0	
Buyer Plaintiff	4		Non-Domestic Relations		
Debt Collection: Credit Card	433		Restraining Order*	6	
Debt Collection: Other	59		Quo Warranto*	0	
Employment Dispute: Discrimination	2		Replevin*	10	
Employment Dispute: Other	1		Other*	12	
Other	19		<b>TOTAL DOCKETED CASES:</b>	<b>938</b>	<b>100.0%</b>

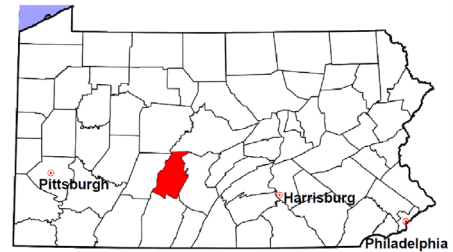
### Of the Docketed Cases:

Pro Se Filings: 85 9.1%      Class Action Suits: 0      MDJ Appeals: 102 10.9%

\*Civil Other

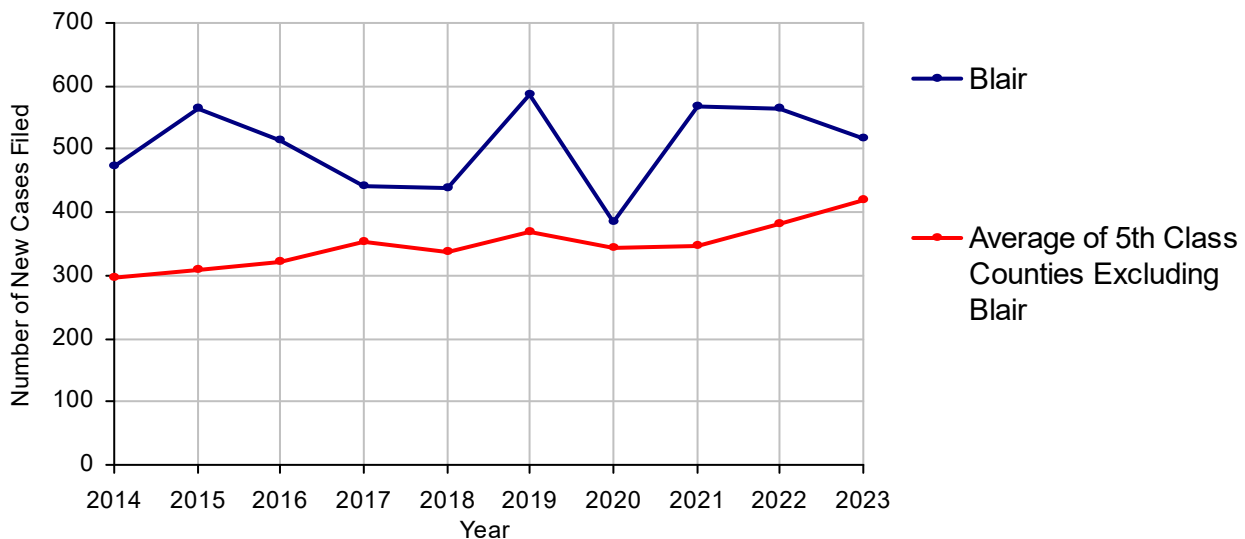
# Blair County

2023 Population estimate: 120,273  
 Class of County: 5th  
 No. of Common Pleas Court Judgeships: 5



<b>2023 Protection From Abuse</b>	<b>No. of Petitions</b>
Cases Pending 1/1/2023	163
New Cases Filed in 2023	516
<i>Of these, Petitions Requesting Temporary Orders: 516 (100.0%)</i>	
<i>Temporary Orders DENIED: 19 (3.7%), Temporary Orders GRANTED: 497 (96.3%)</i>	
<b>Cases Available for Processing</b>	<b>679</b>
Processed By:	
Temporary Order DENIED After Ex Parte Hearing and No Evidentiary Hearing Scheduled	0
Temporary Order DISMISSED After Evidentiary Hearing and No Final Order Entered	34 6.7%
Final Order DENIED After Evidentiary Hearing Before a Judge or a Judicial Officer	7 1.4%
Final Order GRANTED After Evidentiary Hearing Before a Judge or a Judicial Officer	153 30.2%
Plaintiff Did Not Appear For Evidentiary Hearing	62 12.2%
Final Order by STIPULATION OR AGREEMENT Between the Parties	73 14.4%
Petition WITHDRAWN by Plaintiff	178 35.1%
TRANSFERRED to Another Jurisdiction	0
Other	0
<b>Cases Processed</b>	<b>507 100.0%</b>
<b>Cases Pending 12/31/2023</b>	<b>172</b>

PFA New Cases Filed, 2014-2023

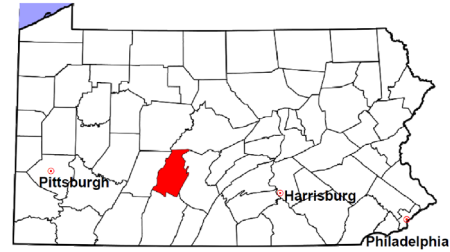


# Blair County

2023 Population estimate: 120,273

Class of County: 5th

No. of Common Pleas Court Judgeships: 5



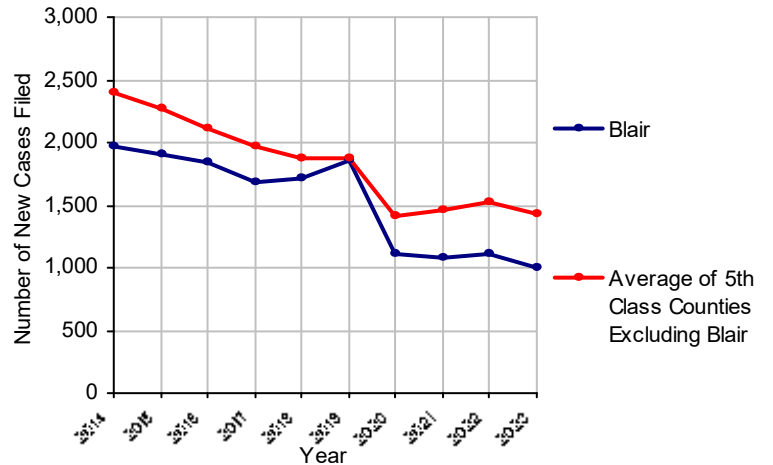
2023 Spousal & Child Support	No. of Petitions
Cases Pending 1/1/2023	278
New Cases Filed in 2023	995
Dockets Transferred In (+)	20
Dockets Transferred Out (-)	12
<b>Cases Available for Processing</b>	<b>1,281</b>
Processed By:	
Judge	69 6.9%
Intake Officer	925 93.1%
Hearing Officer	0
Other	0
<b>Cases Processed</b>	<b>994 100.0%</b>
<b>Cases Pending 12/31/2023</b>	<b>287</b>

Data provided by PACSES

2023 Paternity	No. of Cases
<b>Acknowledgements Filed:</b>	
Non-Domestic Relations Section	128 84.8%
During Conference	22 14.6%
Non-Stipulated (post genetic test)	1 0.7%
Pre-Trial Conference	0
<b>Total</b>	<b>151 100.0%</b>
<b>Established:</b>	
Stipulated by Genetic Tests	18 45.0%
Default - Father Failed to Appear	2 5.0%
Adjudication by Court Proceeding	0
Out of State	20 50.0%
<b>Total</b>	<b>40 100.0%</b>
<b>Cases Pending 12/31/2023</b>	<b>52</b>

Data provided by PACSES

Spousal & Child Support New Cases Filed, 2014-2023



## DEFINITIONS:

### ACKNOWLEDGEMENTS FILED:

**NON-DOMESTIC RELATIONS SECTION:** The voluntary Acknowledgement of Paternity by the alleged father.  
**DURING CONFERENCE:** The alleged father signed the Acknowledgement of Paternity-Waiver of Trial (PE-010) at the initial child support conference.  
**NON-STIPULATED (POST GENETIC TEST):** The alleged father signed the Acknowledgement of Paternity-Waiver of Trial after genetic tests were conducted and resulted in the alleged father being determined to be the biological father.  
**PRE-TRIAL CONFERENCE:** The alleged father signed the Acknowledgement of Paternity-Waiver of Trial at the pre-trial conference.

### ESTABLISHED:

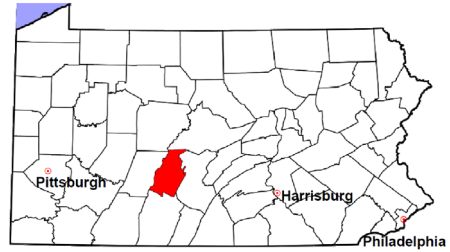
**STIPULATED BY GENETIC TESTS:** The alleged father requested genetic tests and signed a stipulation that if the test results had a 99% or higher probability of paternity then the alleged father would be stipulated as the biological father of the child.  
**DEFAULT - FATHER FAILED TO APPEAR:** The alleged father failed to appear after being served for either a support conference, hearing, or genetic test and a default paternity order was entered by the court.  
**ADJUDICATION BY COURT PROCEEDING:** The alleged father was determined to be the biological father of the child through a court proceeding.  
**OUT OF STATE:** Paternity was established in another state, "Out of state only".

# Blair County

2023 Population Estimate: 120,273

Class of County: 5th

No. of Common Pleas Court Judgeships: 5

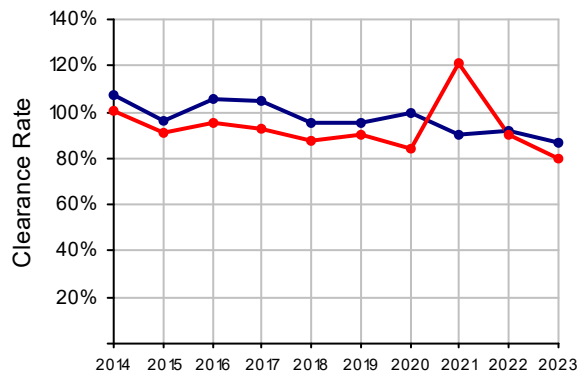


## 2023 Custody/Partial Custody/Visitation

No. of Petitions

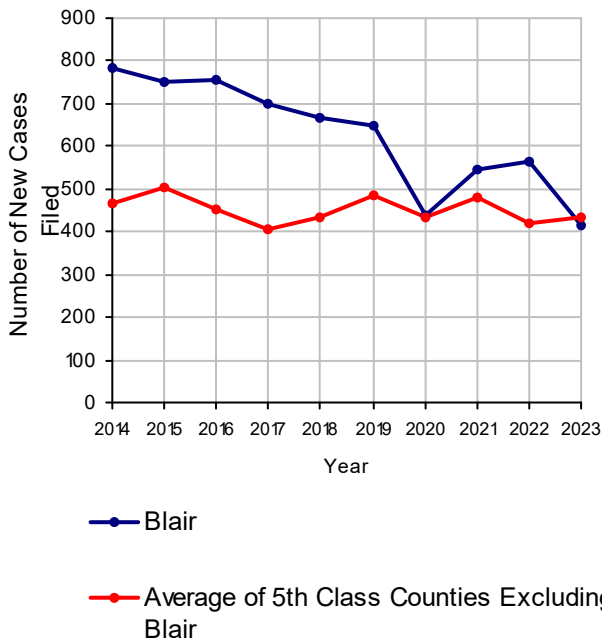
Cases Pending 1/1/2023	304
New Cases Filed in 2023	414
<b>Cases Available for Processing</b>	<b>718</b>
Processed By:	
Judge	74 20.6%
Non-Judicial Officer	164 45.7%
Administrative Review/Purge	1 0.3%
Other	120 33.4%
<b>Cases Processed</b>	<b>359 100.0%</b>
<b>Cases Pending 12/31/2023</b>	<b>359</b>

Clearance Rate, 2014-2023

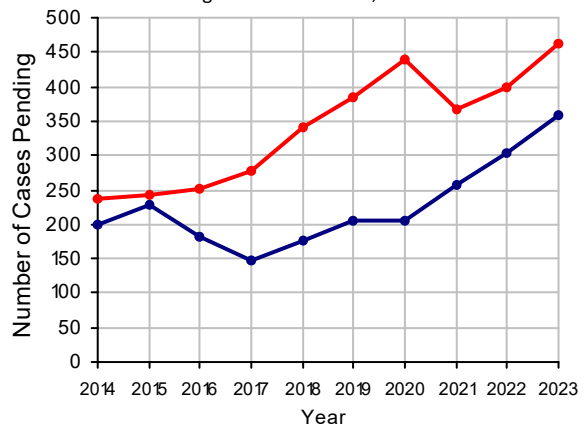


Note: Clearance Rate = Cases Processed / New Cases Filed

Custody/Partial Custody/Visitation New Cases Filed, 2014-2023



Cases Pending at the End of Year, 2014-2023

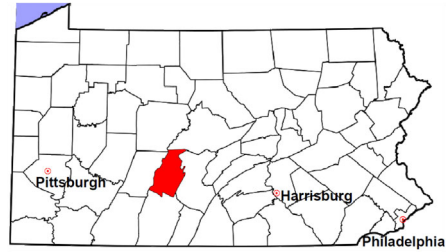


# Blair County

2023 Population estimate: 120,273

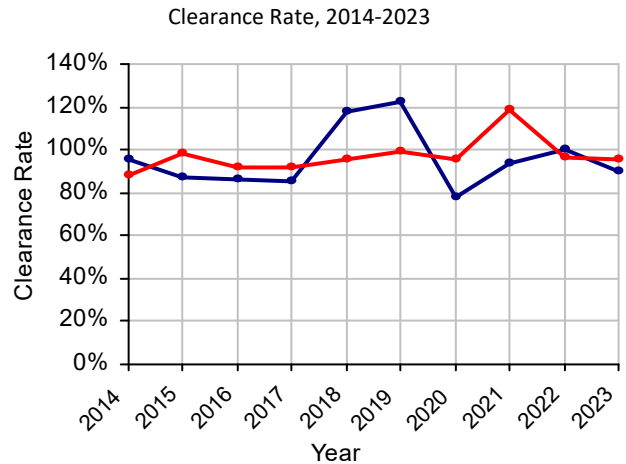
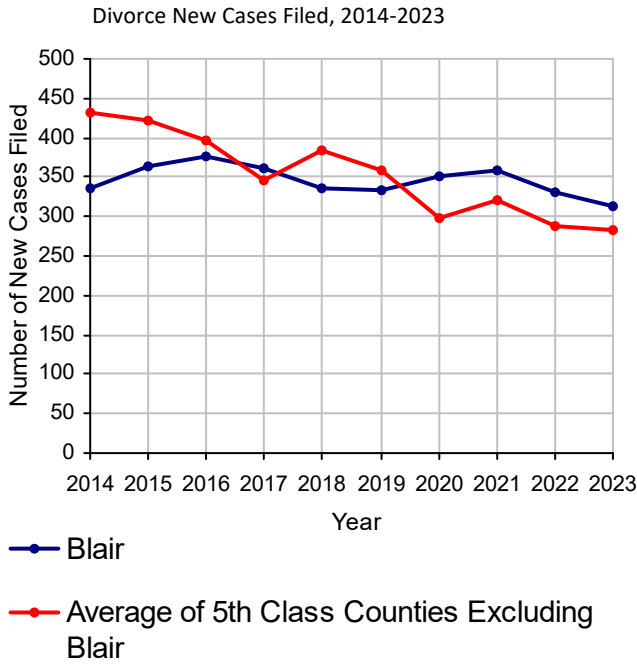
Class of County: 5th

No. of Common Pleas Court Judgeships: 5

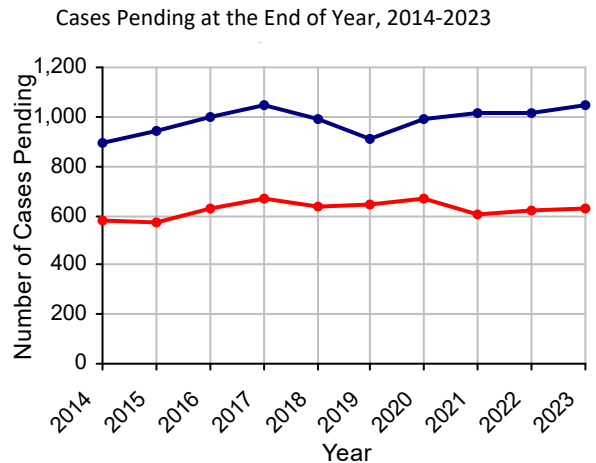


## 2023 Divorce

	No. of Petitions	
Cases Pending 1/1/2023	1,013	
New Cases Filed in 2023	312	
<b>Cases Available for Processing</b>	<b>1,325</b>	
Processed By:		
Contested Before a Judge	0	
Contested Before a Non-Judicial Officer	8	2.9%
Uncontested	272	97.1%
Administrative Review/Purge	0	
Other	0	
<b>Cases Processed</b>	<b>280</b>	<b>100.0%</b>
<b>Cases Pending 12/31/2023</b>	<b>1,045</b>	

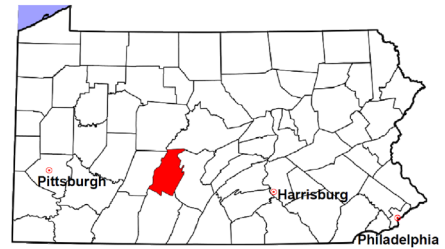


Note: Clearance Rate = Cases Processed / New Cases Filed



# Blair County

2023 Population estimate: 120,273  
 Class of County: 5th  
 No. of Common Pleas Court Judgeships: 5

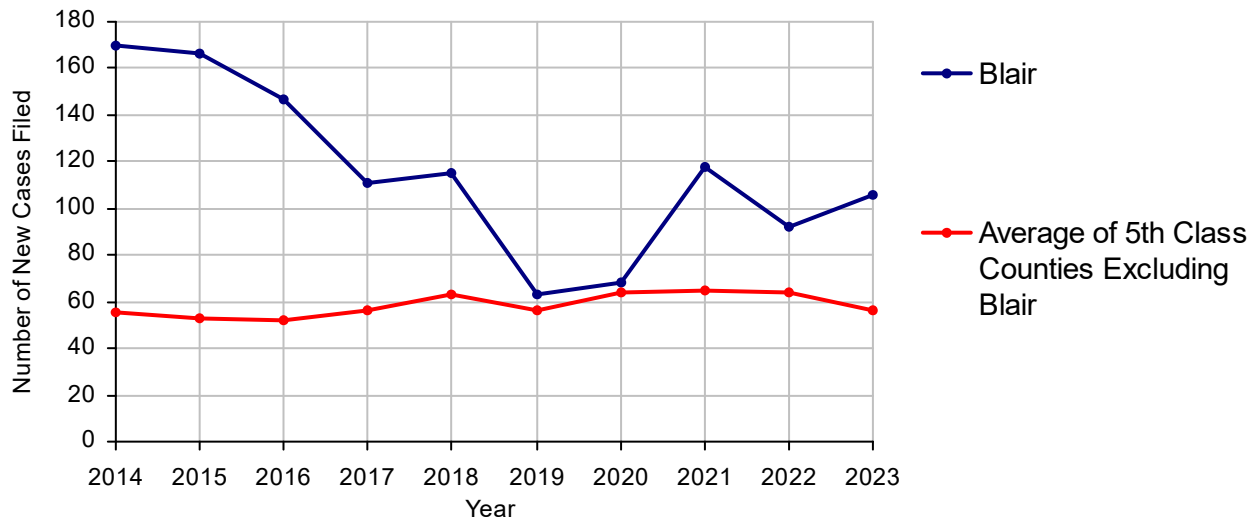


## 2023 Juvenile Dependency - Petitions Pending Adjudication

	Abuse/ Neglect	Status Offenses	Total
Cases Pending 1/1/2023	42	0	42
New Petitions Filed in 2023	106	0	106
Other	21	0	21
<b>Total Petitions Available for Processing</b>	<b>169</b>	<b>0</b>	<b>169</b>
Processed by:			
Adjudicated Dependent			
Judge	32	0	32
Juvenile Court Hearing Officer	64	0	64
Adjudicated NOT Dependent			
Judge	1	0	1
Juvenile Court Hearing Officer	1	0	1
Withdrawn/Dismissed/Inactive	27	0	27
Other	8	0	8
<b>Total Petitions Processed</b>	<b>133</b>	<b>0</b>	<b>133</b>
<b>Cases Pending 12/31/2023</b>	<b>36</b>	<b>0</b>	<b>36</b>

Data provided by CPCMS

Abuse/Neglect and Status Offenses New Cases Filed, 2014-2023

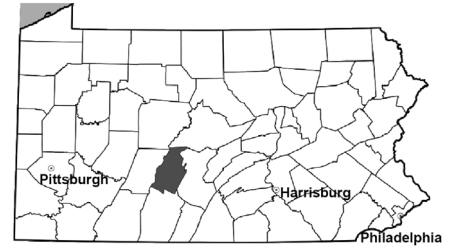


# Blair County

2023 Population estimate: 120,273

Class of County: 5th

No. of Common Pleas Court Judgeships: 5



## 2023 Juvenile Dependency - Adjudicated Dependent Inventory

	Abuse/ Neglect		Status Offenses		Total
Cases Pending 1/1/2023	94		1		95
New Adjudicated Dependent Cases	96		0		96
Other	0		0		0
<b>Total Adjudicated Dependent Cases</b>	<b>190</b>		<b>1</b>		<b>191</b>
<b><u>Court Supervision Terminated:</u></b>					
Family Reunification	17	27.9%	0		17 27.9%
Adoption	9	14.8%	0		9 14.8%
Placement with a Relative/Guardian	25	41.0%	0		25 41.0%
Aged Out	2	3.3%	0		2 3.3%
Other Permanency Outcomes*	1	1.6%	0		1 1.6%
Other**	7	11.5%	0		7 11.5%
<b>Total Adjudicated Dependent Cases Terminated</b>	<b>61</b>	<b>100.0%</b>	<b>0</b>	<b>100.0%</b>	<b>61 100.0%</b>
<b>Cases Pending 12/31/2023</b>	<b>129</b>		<b>1</b>		<b>130</b>

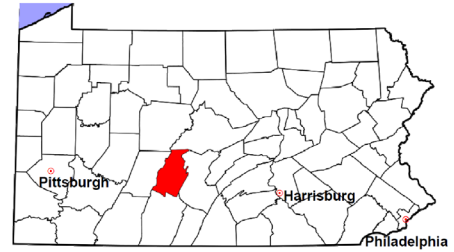
Data provided by CPCMS

\* Other Permanency Outcomes include: adjudicated delinquent, death due to natural causes, emancipation, permanent living arrangement, and parent has come forward.

\*\* Other includes cases where court supervision is terminated due to transfer out of jurisdiction, withdrawal and administrative closure.

# Blair County

2023 Population estimate: 120,273  
 Class of County: 5th  
 No. of Common Pleas Court Judgeships: 5

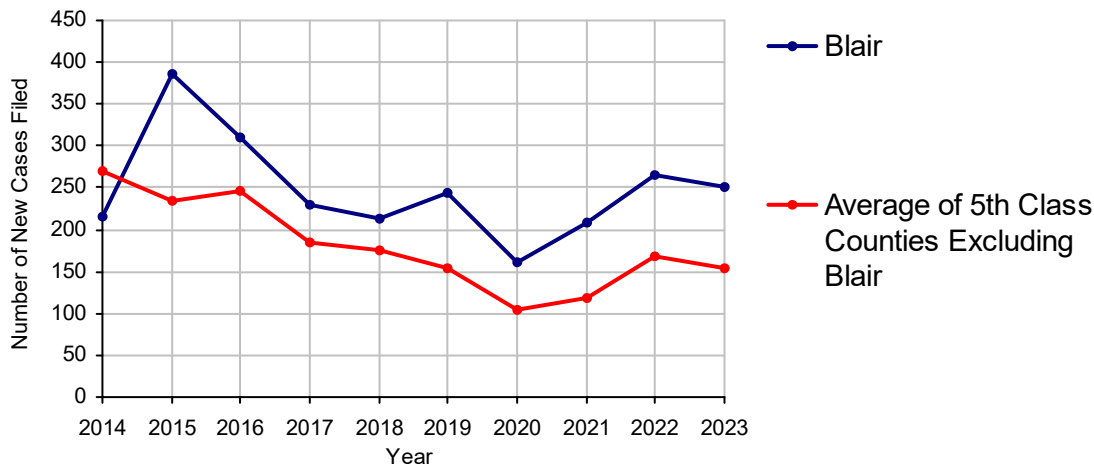


## 2023 Juvenile Delinquency - Cases Pending Disposition

<b>Begin Pending</b>	<b>96</b>
New Cases	250
Consent Decree Revoked	6
Informal Adjustment Program Revoked	0
Alternative Program Revoked	0
Warrant Returned	0
Other	18
<b>Total Cases Available for Disposition</b>	<b>370</b>
<b>Warrant Issued</b>	<b>0</b>
<b>Disposed by:</b>	
Adjudicated Delinquent by a Judge	57
Adjudicated Delinquent by a Juvenile Court Hearing Officer	9
Consent Decree Entered	138
Informal Adjustment Program Entered	10
Warned and Counseled (Pre-Petition)	0
Dismissed/Withdrawn/Transferred	13
Transferred to Criminal Court	3
Other	30
<b>Total Cases Disposed</b>	<b>260</b>
<b>End Pending</b>	<b>110</b>

Data provided by CPCMS

Juvenile Delinquency New Cases Filed, 2014-2023





# Blair County

2023 Population: 120,273  
 Class of County: 5th  
 No. of Common Pleas Judgeships: 5

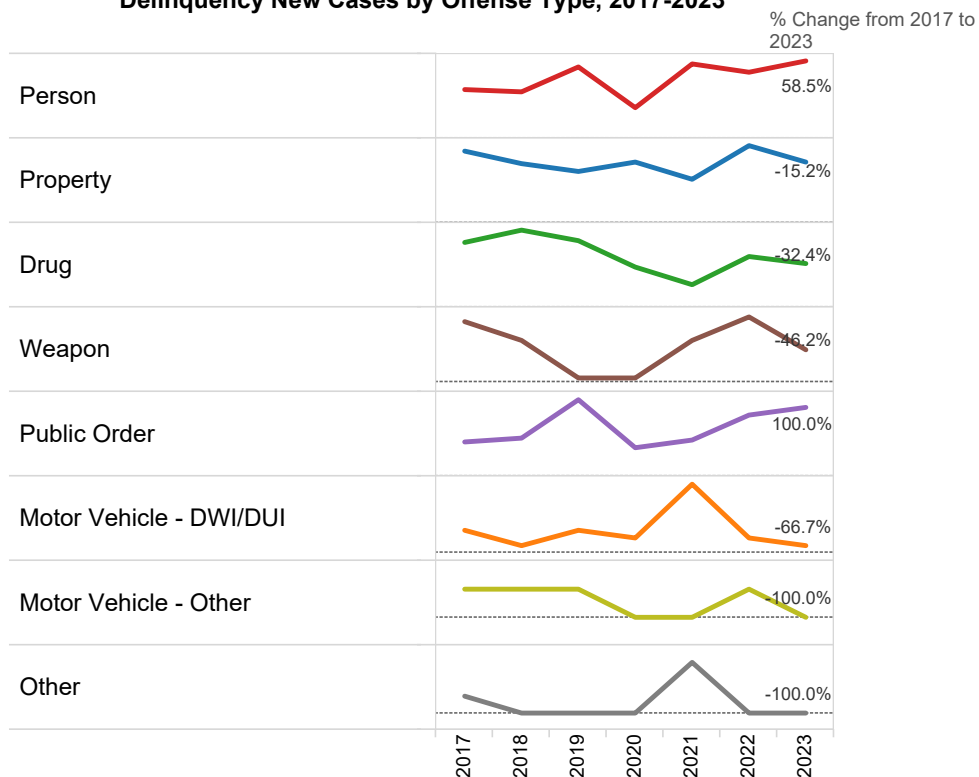


## 2023 Delinquency - New Cases by Offense Type

Case Type	Felony	Misdemeanor	Summary	Total	
Person	39	64	0	103	41.2%
Property	31	47	0	78	31.2%
Drug	4	21	0	25	10.0%
Weapon	0	7	0	7	2.8%
Public Order	5	30	1	36	14.4%
Motor Vehicle - DWI/DUI	0	1	0	1	0.4%
Motor Vehicle - Other	0	0	0	0	0.0%
Other	0	0	0	0	0.0%
<b>Total</b>	<b>79</b>	<b>170</b>	<b>1</b>	<b>250</b>	<b>100.0%</b>
	<b>31.6%</b>	<b>68.0%</b>	<b>0.4%</b>	<b>100.0%</b>	

Data provided by CPCMS

### Delinquency New Cases by Offense Type, 2017-2023

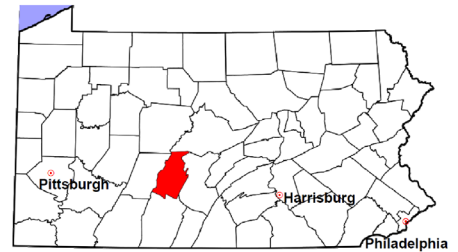


# Blair County

2023 Population estimate: 120,273

Class of County: 5th

No. of Common Pleas Court Judgeships: 5



---

## 2023 Juvenile Delinquency - Formal Dispositions

---

<b>Begin Pending</b>	<b>62</b>
Adjudicated Delinquent by a Judge	57
Adjudicated Delinquent by a Juvenile Court Hearing Officer	9
Warrant Returned	0
Other	4
<b>Total Adjudicated Delinquent Cases</b>	<b>132</b>
<b>Warrant Issued</b>	<b>0</b>
<b>Court Supervision Terminated:</b>	
Conditions Satisfied	6
Compelling Reasons	29
Reached Age 21	0
Transferred to Another Juvenile Court	0
Other	5
<b>Total Adjudicated Delinquent Cases Terminated</b>	<b>40</b>
<b>End Pending</b>	<b>92</b>

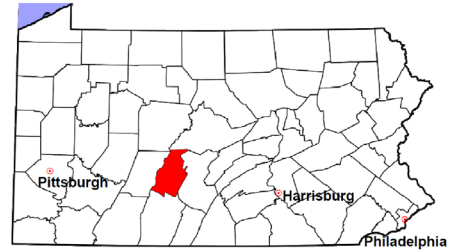
---

(R) - Revised

Data provided by CPCMS

# Blair County

2023 Population estimate: 120,273  
 Class of County: 5th  
 No. of Common Pleas Court Judgeships: 5

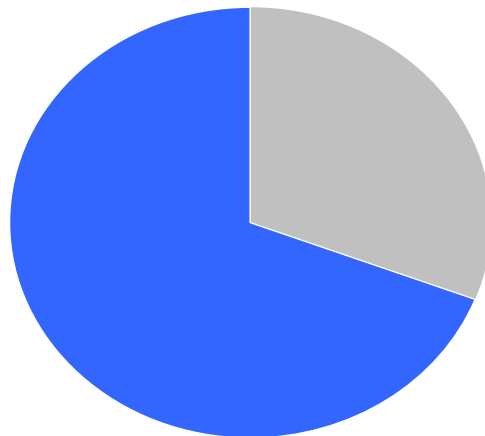


## 2023 Juvenile Delinquency - Informal Dispositions

<b>Pending Consent Decrees</b>	<b>77</b>
<b>Pending Informal Adjustments</b>	<b>5</b>
New Consent Decrees	138
<b>New Informal Adjustments</b>	<b>10</b>
Warrant Returned	0
<b>Other</b>	<b>0</b>
<b>Cases Informally Disposed</b>	<b>230</b>
<b>Warrant Issued</b>	<b>0</b>
<b>Terminated by:</b>	
Consent Decree Completed	116
<b>Informal Adjustment Completed</b>	<b>10</b>
Consent Decree Revoked	6
Informal Adjustment Program Revoked	0
<b>Other</b>	<b>13</b>
<b>Total Informally Disposed Cases Terminated</b>	<b>145</b>
<b>End Pending</b>	<b>85</b>

(R) - Revised  
 Data provided by CPCMS

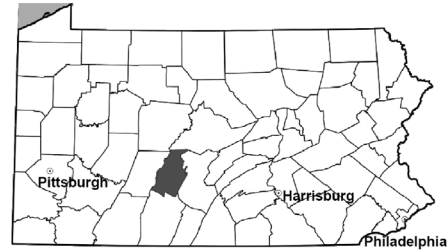
Informal Dispositions: **69%**



Delinquency Cases are disposed either formally, at a proceeding held before a judge or hearing officer, or informally without a proceeding. Informal dispositions include informal adjustments supervised by a juvenile probation officer; consent decrees agreed upon with the District Attorney after a petition is filed; or other pre-petition process by the juvenile probation department.

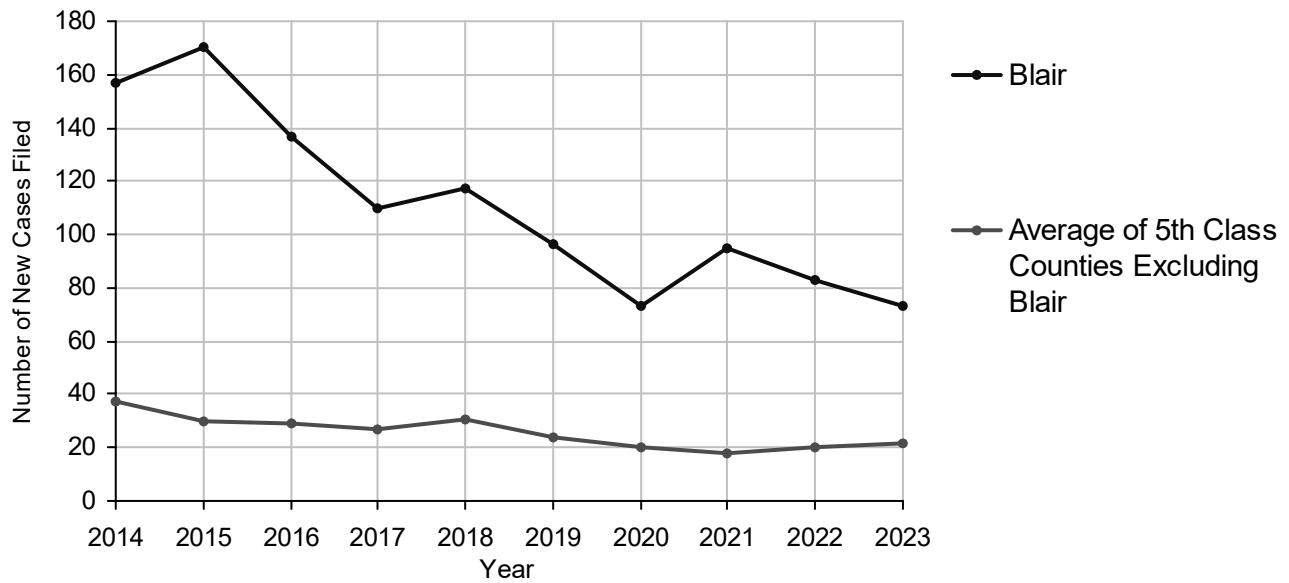
# Blair County

2023 Population estimate: 120,273  
 Class of County: 5th  
 No. of Common Pleas Court Judgeships: 5



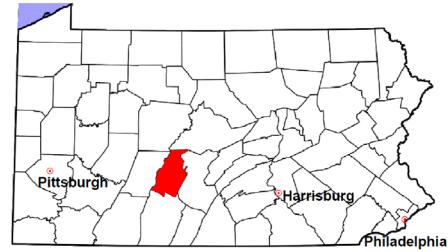
<b>2023 Accounts</b>	<b>No. of Cases</b>	
Cases Pending 1/1/2023	93	
New Cases Filed in 2023	73	
<b>Cases Available for Processing</b>	<b>166</b>	
Processed By:		
Contested before a Judge	0	
Contested before a Non-Judicial Officer	0	
Uncontested	72	100.0%
Other	0	
<b>Cases Processed</b>	<b>72</b>	<b>100.0%</b>
<b>Cases Pending 12/31/2023</b>	<b>94</b>	

Accounts New Cases Filed, 2014-2023



# Blair County

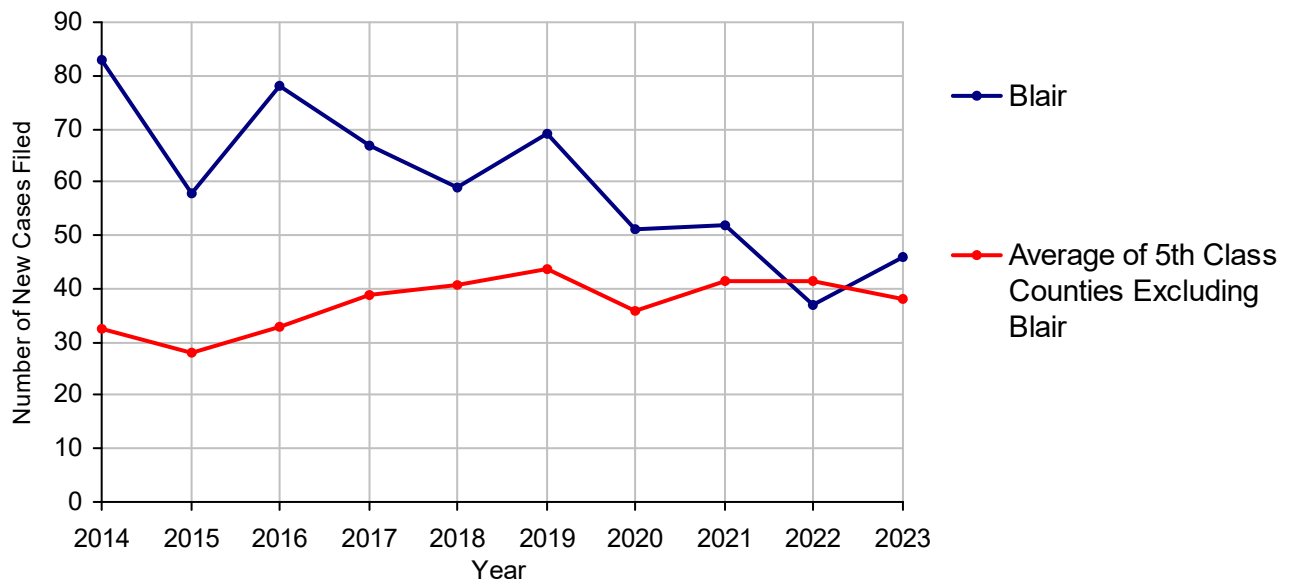
2023 Population estimate: 120,273  
 Class of County: 5th  
 No. of Common Pleas Court Judgeships: 5



## 2023 Adoptions

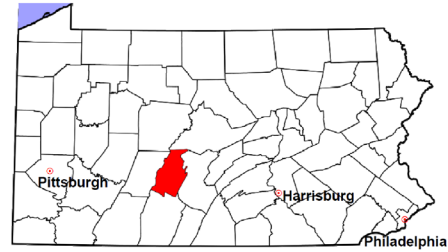
		No. of Cases	
Cases Pending 1/1/2023		22	
New Cases Filed in 2023		46	
<b>Cases Available for Processing</b>		<b>68</b>	
Processed By:			
Contested before a Judge	Granted	0	
	Denied	0	
Uncontested	Granted	42	100.0%
	Denied	0	
Other		0	
<b>Cases Processed</b>		<b>42</b>	<b>100.0%</b>
<b>Cases Pending 12/31/2023</b>		<b>26</b>	

Adoptions New Cases Filed, 2014-2023



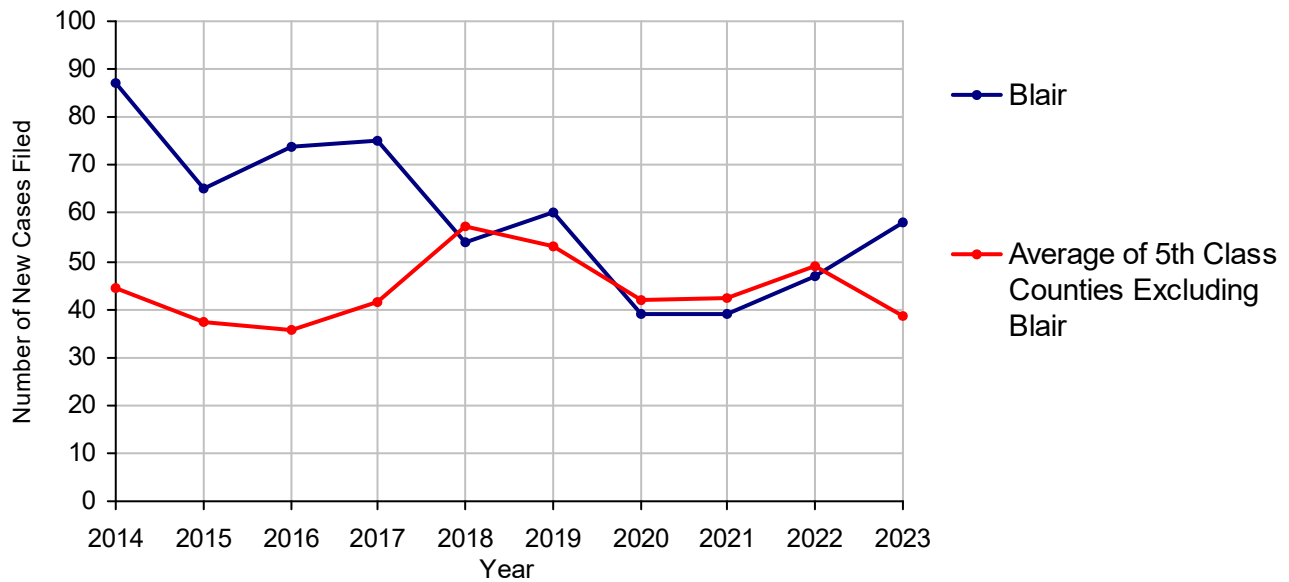
# Blair County

2023 Population estimate: 120,273  
 Class of County: 5th  
 No. of Common Pleas Court Judgeships: 5



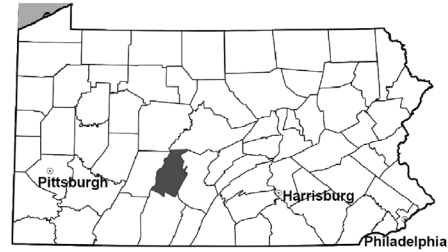
<b>2023 Relinquishments/Terminations</b>		<b>No. of Cases</b>
Cases Pending 1/1/2023		36
New Cases Filed in 2023		58
<b>Cases Available for Processing</b>		<b>94</b>
Processed By:		
Contested before a Judge		0
Uncontested	36	83.7%
Other	7	16.3%
<b>Cases Processed</b>	<b>43</b>	<b>100.0%</b>
<b>Cases Pending 12/31/2023</b>		<b>51</b>

Relinquishments/Terminations New Cases Filed, 2014-2023



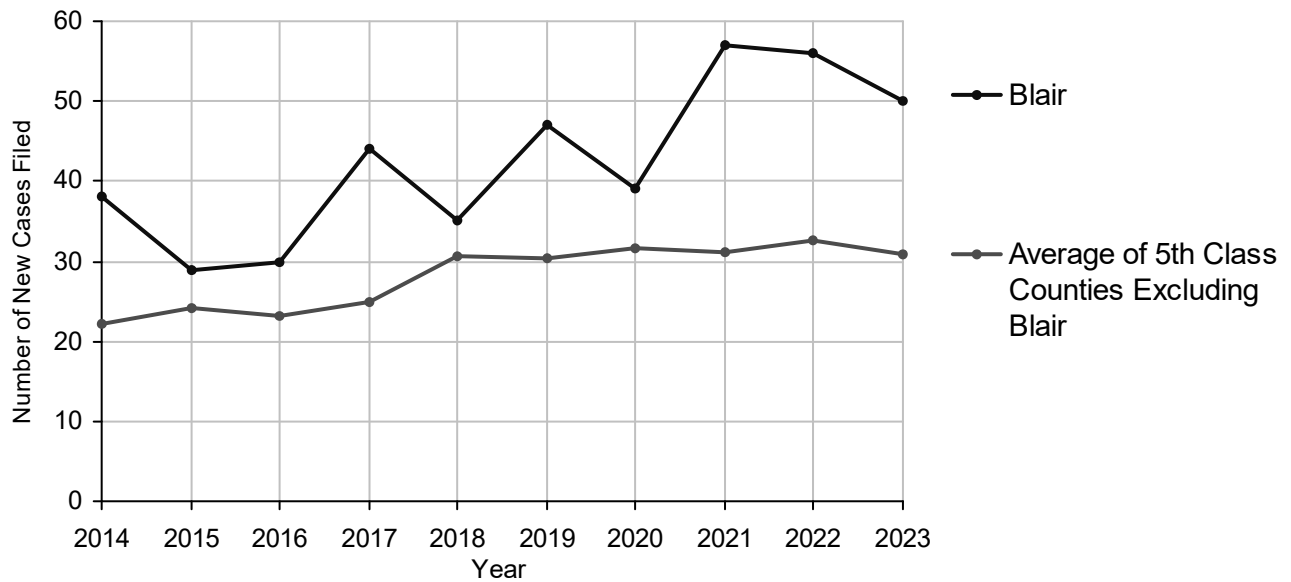
# Blair County

2023 Population estimate: 120,273  
 Class of County: 5th  
 No. of Common Pleas Court Judgeships: 5



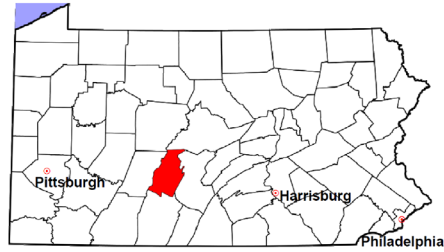
<b>2023 Appointment of Guardians</b>	<b>No. of Cases</b>
Cases Pending 1/1/2023	18
New Cases Filed in 2023	50
<b>Cases Available for Processing</b>	<b>68</b>
Processed By:	
Contested before a Judge	1      1.9%
Uncontested	46      88.5%
Other	5      9.6%
<b>Cases Processed</b>	<b>52      100.0%</b>
<b>Cases Pending 12/31/2023</b>	<b>16</b>

Appointment of Guardians New Cases Filed, 2014-2023



# Blair County

2023 Population estimate: 120,273  
 Class of County: 5th  
 No. of Common Pleas Court Judgeships: 5



## 2023 Jury Yield and Utilization

### Jury Yield

Qualification Questionnaires/Summonses Mailed:	15,974	A		
Returned Undeliverable:	847	B	5.3%	Of Qualification Questionnaires/ Summonses Mailed
Not Responded to:	2,476	C	15.5%	
the Number of Prospective Jurors:				
Disqualified:	1,119	D	7.0%	
Exempted:	1,428	E	8.9%	
Excused:	5,434	F	34.0%	
Deferred to New Term:	0	G		
Deferred from Previous Term:	0	H		
<b>Total Number of Qualified Jurors Available for Service:</b>	<b>4,670</b>	<b>I</b>	<b>29.2%</b>	

$I = A - B - C - D - E - F - G + H$

### Jury Utilization

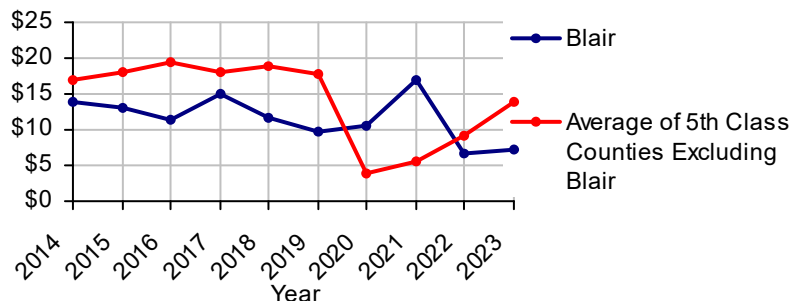
the Number of Jurors:			
Reporting for Service:	4,028	86.3%	Of Jurors Qualified and Available
Told Not to Report for Service:	1,496	32.0%	
Sent to Courtroom for Jury Selection (Voir Dire):	2,108	52.3%	Of Jurors Reporting for Service
Impaneled or Sworn (jurors/alternates):	690	17.1%	
Removed for Cause/Hardship:	547		
Removed by Peremptory Challenge:	718		
Number of Jury Trials Started:	33		
Pool Days:	14		
Zero Panel Days:	2	14.3%	(Of Pool Days)

### Jury Costs

<b>Total Annual Budget for Juror Operations:</b>	<b>\$115,412.00</b>	J
<b>Average Cost Per Juror:</b>	<b>\$7.22</b>	K

$K = J/A$

Average Cost Per Juror, 2014-2023



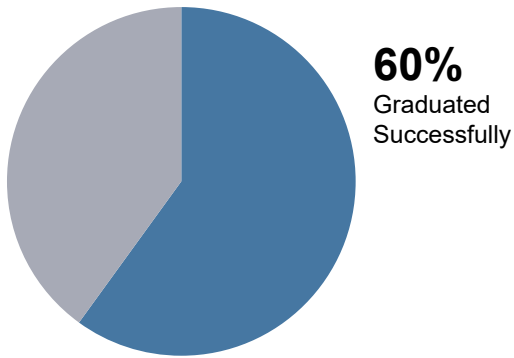


# Blair County


## 2023 Problem Solving Courts

**30 Discharges**

Of All Court Participants Discharged:



**39 Admissions**



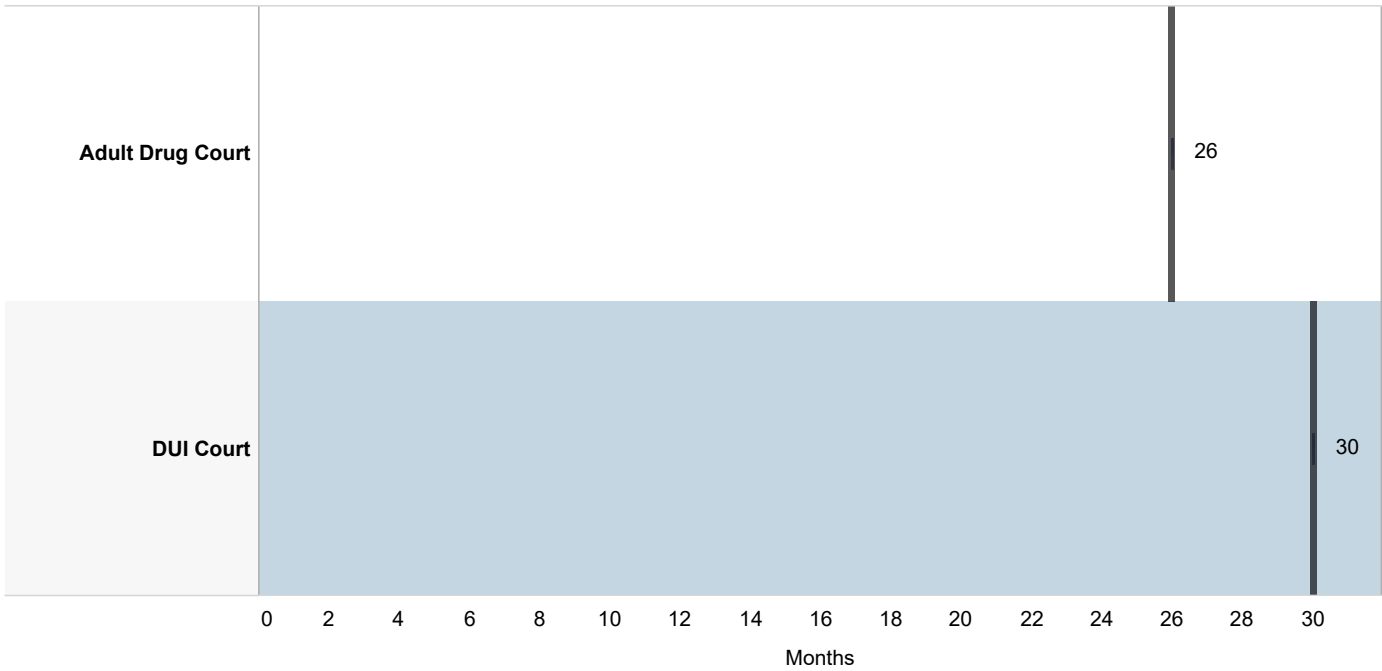
### Discharge Reason

	Successfully Completed	Unsuccessful/New Offense	Unsuccessful /Non-Compliant	Unsuccessful /Absconded	Other	Total Discharges
<b>Adult Drug Court</b>	14 (66.7%)	1 (4.8%)	4 (19.0%)	2 (9.5%)		<b>21</b> <b>(100.0%)</b>
<b>DUI Court</b>	4 (44.4%)		3 (33.3%)	1 (11.1%)	1 (11.1%)	<b>9</b> <b>(100.0%)</b>

# Blair County

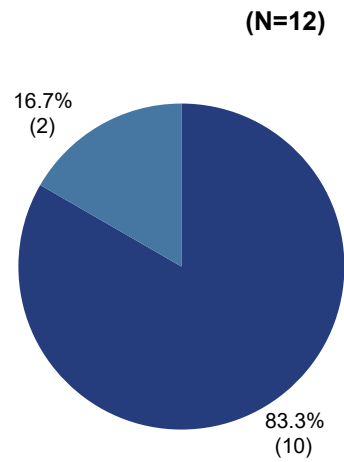

## 2023 Problem Solving Courts

Median Months from Admission to Discharge



Among successful graduates, there was a 100% increase in employment.

83% of the employed successful graduates were employed full time:



23% (7) of all participants have improved in education level at discharge.

■ Employed Full Time  
■ Employed Part Time



DEPARTMENT OF RESEARCH & STATISTICS

KIM NIEVES, PH.D.

DIRECTOR

ANDREW GINDER, MPA

ASSISTANT DIRECTOR

YAN LIU, M.S.

SENIOR STATISTICAL ANALYST

SASANKA ADIKARI, PH.D

DATA SCIENTIST

AMANDA PEREIRA

RESEARCH ASSISTANT