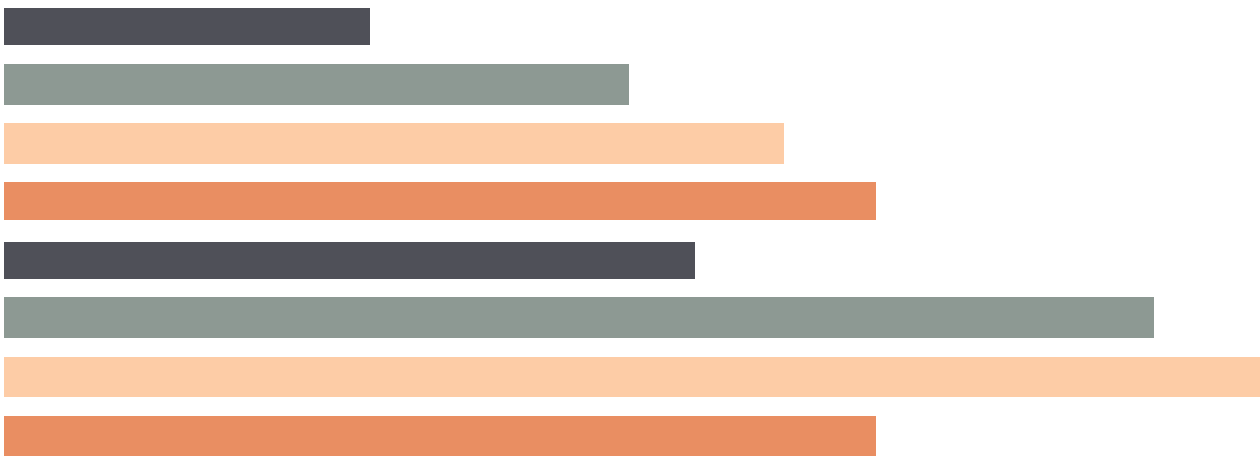
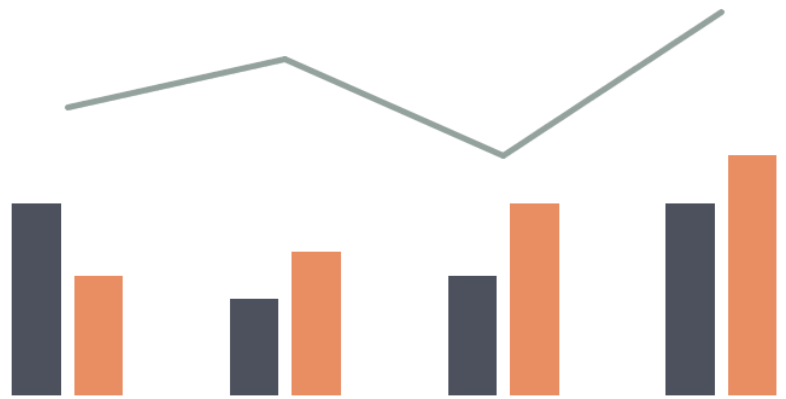


2023 Berks County

Court of Common Pleas
Caseload Statistics for



We are pleased to provide you with a copy of the 2023 County Caseload Display pages. They can also be viewed on the AOPC webpage at www.pacourts.us in the *News & Statistics* section under *Research & Statistics*.

Should you have any questions or comments, please do not hesitate to contact me at 717.231.3300 .

Sincerely,

A handwritten signature in black ink, appearing to read "Sasanka", is written over a horizontal line. The signature is fluid and cursive.

Sasanka Adikari, Ph.D.
Data Scientist
Department of Research and Statistics

Table of Contents

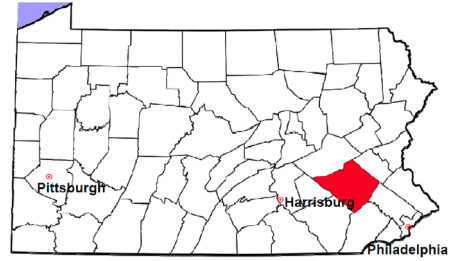
CPCMS Criminal	Page 1
CPCMS Criminal - New Cases by Case Type.....	Page 2
Civil.....	Page 3
Civil - Docketed Cases Listed by Case Type.....	Page 4
Protection From Abuse	Page 5
Spousal & Child Support and Paternity	Page 6
Custody/Partial Custody/Visitation.....	Page 7
Divorce	Page 8
Juvenile Dependency - Active Dependent Inventory	Page 9
Juvenile Dependency - Adjudicated Dependent Inventory	Page 10
Juvenile Delinquency - Cases Pending Disposition.....	Page 11
Juvenile Delinquency - New Cases by Case Type	Page 12
Juvenile Delinquency - Formal Dispositions	Page 13
Juvenile Delinquency - Informal Dispositions	Page 14
Accounts.....	Page 15
Adoptions.....	Page 16
Relinquishments/Terminations	Page 17
Appointment of Guardians	Page 18
Jury Yield and Utilization	Page 19
Problem Solving Courts.....	Pages 20-21

Berks County

2023 Population estimate: 432,821

Class of County: 3rd

No. of Common Pleas Court Judgeships: 13



2023 Criminal	No. of Cases
---------------	--------------

Cases Pending 1/1/2023	2,426
New Cases Filed in 2023	4,285
Reopened Cases	390
Cases Available for Processing	7,101

Processed by:

Withdrawn/Dismissed	325	7.0%
Diversionsary Disposition*	1,329	28.8%
Guilty Plea	2,630	57.0%
Non-Jury Trial	45	1.0%
Jury Trial	40	0.9%
Inactive	197	4.3%
Other	46	1.0%
Total Cases Processed	4,612	100.0%

Cases Pending 12/31/2023 **2,489**

Cases Awaiting Sentencing 43

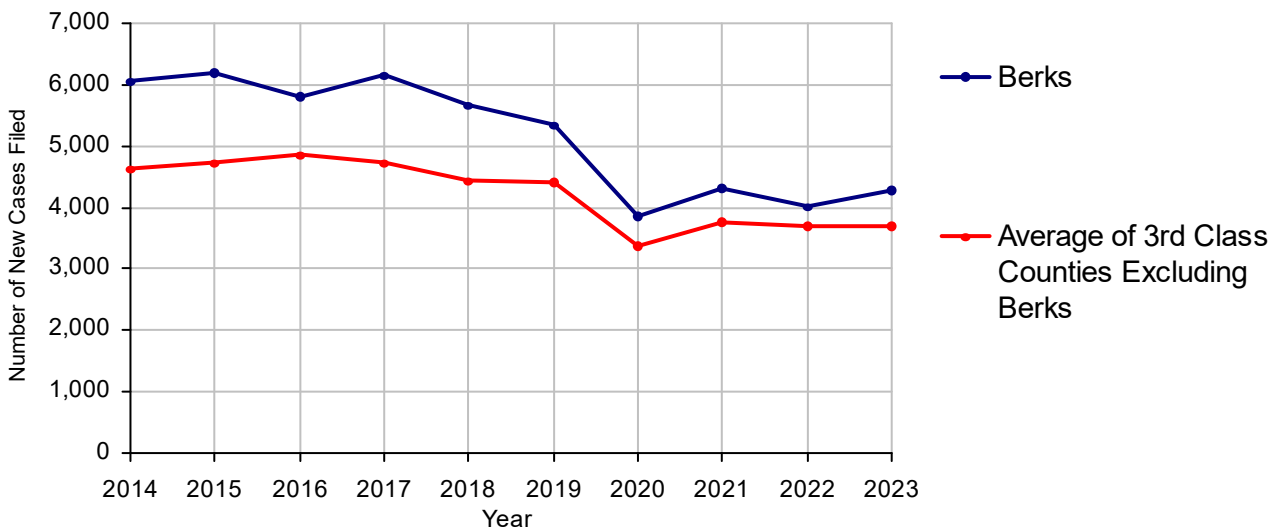
Data provided by CPCMS

* Includes other diversionsary programs such as Veterans Court.

Age of Pending Cases as of 12/31/2023		
---------------------------------------	--	--

0-60 Days	642	25.8%
61-120 Days	520	20.9%
121-180 Days	389	15.6%
181-240 Days	233	9.4%
241-300 Days	186	7.5%
301-360 Days	151	6.1%
Over 360 Days	368	14.8%
Total	2,489	100.0%

Criminal New Cases, 2014-2023



Berks County

2023 Population: 432,821
 Class of County: 3rd
 No. of Common Pleas Judgeships: 13

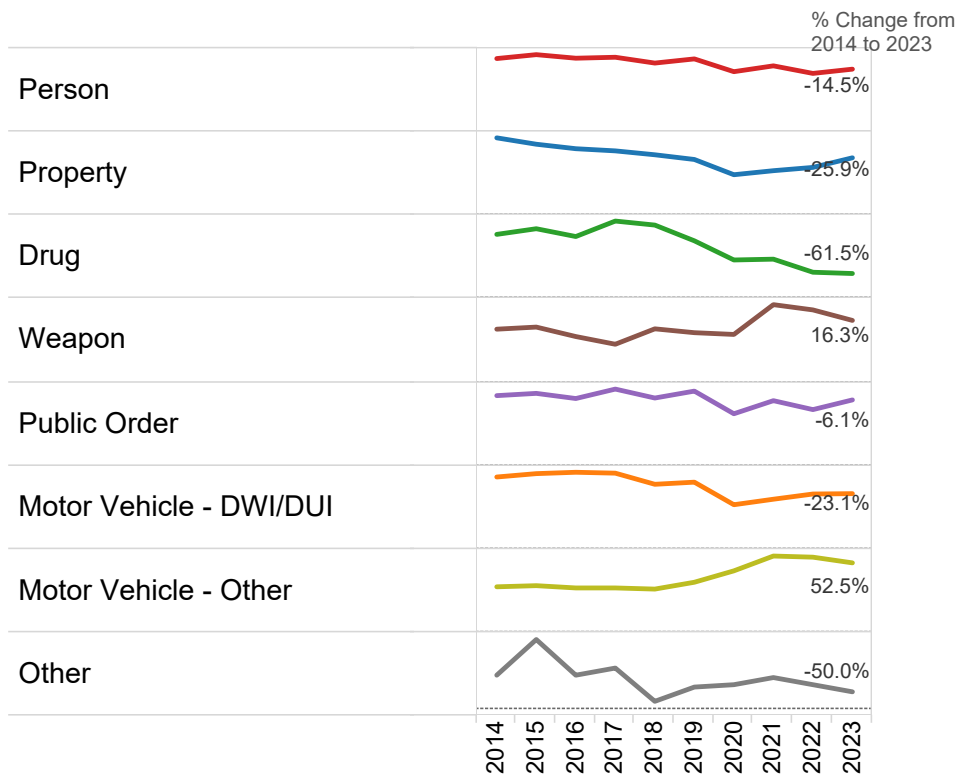


2023 Criminal - New Cases by Offense Type

Case Type	Felony	Misdemeanor	Summary	Total	
Person	355	364	0	719	16.8%
Property	561	724	1	1,286	30.0%
Drug	133	438	0	571	13.3%
Weapon	133	45	0	178	4.2%
Public Order	159	366	0	525	12.3%
Motor Vehicle - DWI/DUI	30	907	1	938	21.9%
Motor Vehicle - Other	2	59	0	61	1.4%
Other	7	0	0	7	0.2%
Total	1,380	2,903	2	4,285	100.0%
	32.2%	67.7%	0.0%	100.0%	

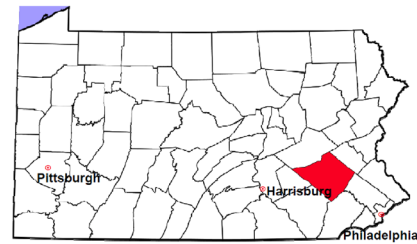
Data provided by CPCMS

Criminal New Cases by Offense Type, 2014-2023



Berks County

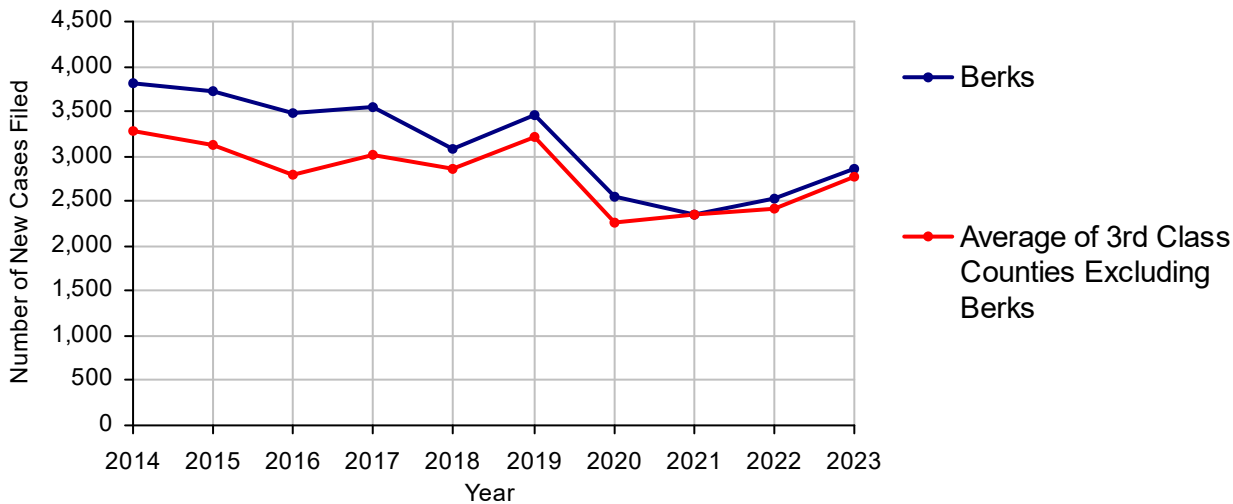
2023 Population estimate: 432,821
 Class of County: 3rd
 No. of Common Pleas Court Judgeships: 13



2023 Civil	Civil Action	Other	Total
Cases Pending 1/1/2023	2,036	1,489	3,525
Docketed Cases	1,841	1,027	2,868
Arbitration Appeals	18	5	23
Transferred In	13	6	19
Returned to Active	17	19	36
Cases Available for Processing	3,925	2,546	6,471
Processed By:			
Default Judgments	461	301	762
Cases Decided by Arbitration Board	81	19	100
Dispositive Motions	109	218	327
Settlements	700	252	952
Moved to Inactive Status	13	326	339
Transferred/Withdrawn	74	95	169
Dismissed/Discontinued	427	201	628
Administrative Purge	121	98	219
Other	5	50	55
Jury Trial	5	0	5
Non-Jury Trial	4	4	8
Total Cases Processed	2,000	1,564	3,564
Cases Pending 12/31/2023	1,925	982	2,907

Age of Pending Cases as of 12/31/2023 (Civil Action Only)		
0-6 months	762	39.6%
7-12 months	302	15.7%
13-18 months	173	9.0%
19-24 months	189	9.8%
25-30 months	127	6.6%
31-36 months	96	5.0%
37-42 months	74	3.8%
43-48 months	34	1.8%
49-54 months	39	2.0%
55-60 months	33	1.7%
61-66 months	22	1.1%
67-72 months	21	1.1%
Over 72 months	53	2.8%
Total	1,925	100.0%

Docketed Cases, 2014-2023

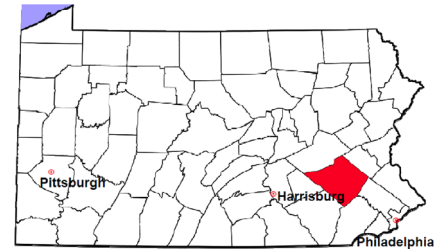


Berks County

2023 Population estimate: 432,821

Class of County: 3rd

No. of Common Pleas Court Judgeships: 13



2023 Civil - Docketed Cases Listed by Case Type

TORT	568	19.8%	REAL PROPERTY	598	20.9%
<i>(does not include mass tort)</i>			Ejectment*	64	
Intentional	32		Eminent Domain/Condemnation*	5	
Malicious Prosecution	0		Ground Rent	0	
Motor Vehicle	350		Landlord/Tenant Dispute	14	
Nuisance	2		Mortgage Foreclosure:		
Premise Liability	85		Residential*	442	
Product Liability	6		Commercial*	10	
Slander/Libel/Defamation	3		Partition of Real Property*	10	
Other	90		Quiet Title*	32	
MASS TORT	2	0.1%	Other*	21	
Asbestos	0		CIVIL APPEALS	321	11.2%
Tobacco	0		<i>- Administrative Agencies</i>		
Toxic Tort - DES	0		Board of Assessment*	53	
Toxic Tort - Implant	0		Board of Elections*	0	
Toxic Waste	0		Dept. of Transportation*	99	
Other	2		Zoning Board*	11	
PROFESSIONAL LIABILITY	30	1.0%	Statutory Appeal - Other*	1	
Dental	0		Other*	157	
Legal	4		MISCELLANEOUS	122	4.3%
Medical Malpractice	24		Common Law/		
Other	2		Statutory Arbitration*	0	
CONTRACT	1,227	42.8%	Declaratory Judgment*	11	
<i>(does not include judgments)</i>			Mandamus*	4	
Buyer Plaintiff	16		Non-Domestic Relations		
Debt Collection: Credit Card	840		Restraining Order*	16	
Debt Collection: Other	107		Quo Warranto*	0	
Employment Dispute: Discrimination	4		Replevin*	29	
Employment Dispute: Other	2		Other*	62	
Other	258		TOTAL DOCKETED CASES:	2,868	100.0%

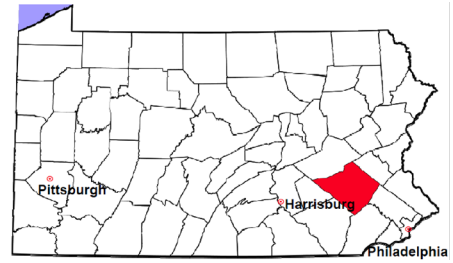
Of the Docketed Cases:

Pro Se Filings: 52 1.8% Class Action Suits: 5 0.2% MDJ Appeals: 171 6.0%

*Civil Other

Berks County

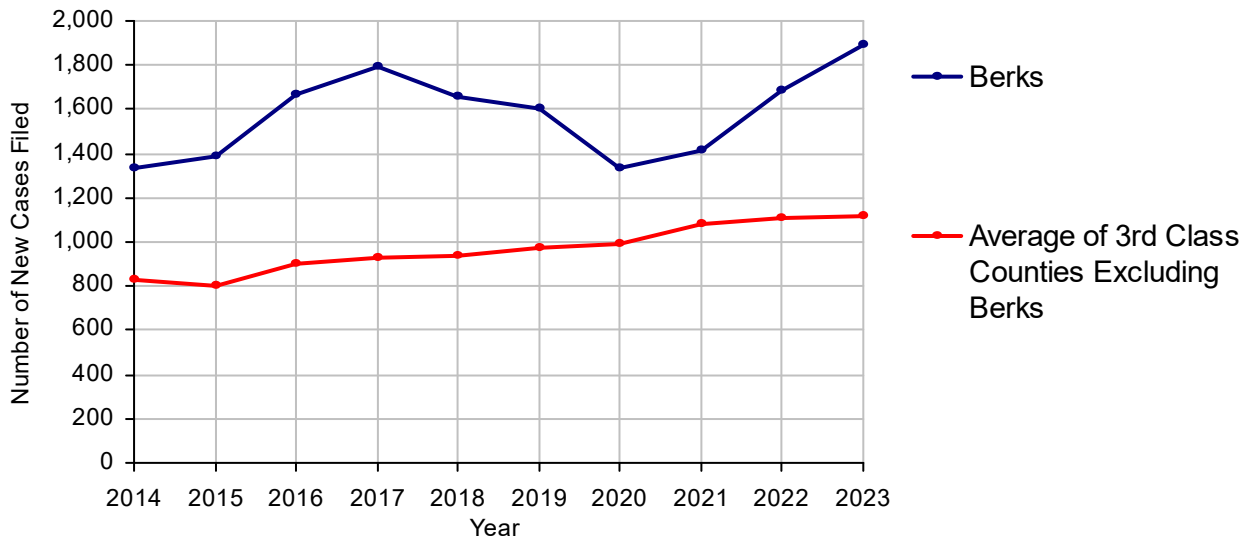
2023 Population estimate: 432,821
 Class of County: 3rd
 No. of Common Pleas Court Judgeships: 13



2023 Protection From Abuse

	No. of Petitions	
Cases Pending 1/1/2023	196	
New Cases Filed in 2023	1,891	
<i>Of these, Petitions Requesting Temporary Orders: 1,891 (100.0%)</i>		
<i>Temporary Orders DENIED: 380 (20.1%), Temporary Orders GRANTED: 1,511 (79.9%)</i>		
Cases Available for Processing	2,087	
Processed By:		
Temporary Order DENIED After Ex Parte Hearing and No Evidentiary Hearing Scheduled	380	20.9%
Temporary Order DISMISSED After Evidentiary Hearing and No Final Order Entered	329	18.1%
Final Order DENIED After Evidentiary Hearing Before a Judge or a Judicial Officer	0	
Final Order GRANTED After Evidentiary Hearing Before a Judge or a Judicial Officer	198	10.9%
Plaintiff Did Not Appear For Evidentiary Hearing	351	19.3%
Final Order by STIPULATION OR AGREEMENT Between the Parties	204	11.2%
Petition WITHDRAWN by Plaintiff	353	19.4%
TRANSFERRED to Another Jurisdiction	0	
Other	0	
Cases Processed	1,815	100.0%
Cases Pending 12/31/2023	272	

PFA New Cases Filed, 2014-2023

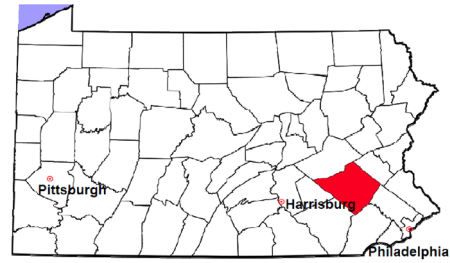


Berks County

2023 Population estimate: 432,821

Class of County: 3rd

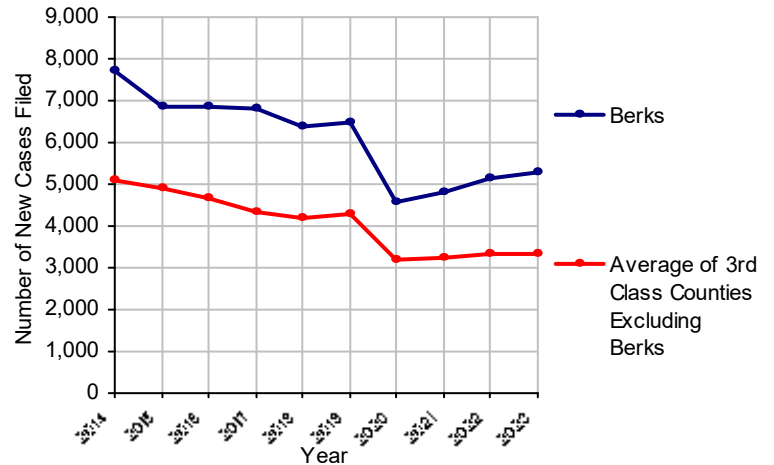
No. of Common Pleas Court Judgeships: 13



2023 Spousal & Child Support	No. of Petitions
Cases Pending 1/1/2023	1,209
New Cases Filed in 2023	5,288
Dockets Transferred In (+)	55
Dockets Transferred Out (-)	54
Cases Available for Processing	6,498
Processed By:	
Judge	22 0.4%
Intake Officer	4,654 86.7%
Hearing Officer	692 12.9%
Other	0
Cases Processed	5,368 100.0%
Cases Pending 12/31/2023	1,130

Data provided by PACSES

Spousal & Child Support New Cases Filed, 2014-2023



2023 Paternity	No. of Cases
Acknowledgements Filed:	
Non-Domestic Relations Section	751 88.4%
During Conference	30 3.5%
Non-Stipulated (post genetic test)	1 0.1%
Pre-Trial Conference	68 8.0%
Total	850 100.0%
Established:	
Stipulated by Genetic Tests	91 31.0%
Default - Father Failed to Appear	18 6.1%
Adjudication by Court Proceeding	0
Out of State	185 62.9%
Total	294 100.0%
Cases Pending 12/31/2023	216

Data provided by PACSES

DEFINITIONS:

ACKNOWLEDGEMENTS FILED:

NON-DOMESTIC RELATIONS SECTION: The voluntary Acknowledgement of Paternity by the alleged father.

DURING CONFERENCE: The alleged father signed the Acknowledgement of Paternity-Waiver of Trial (PE-010) at the initial child support conference.

NON-STIPULATED (POST GENETIC TEST): The alleged father signed the Acknowledgement of Paternity-Waiver of Trial after genetic tests were conducted and resulted in the alleged father being determined to be the biological father.

PRE-TRIAL CONFERENCE: The alleged father signed the Acknowledgement of Paternity-Waiver of Trial at the pre-trial conference.

ESTABLISHED:

STIPULATED BY GENETIC TESTS: The alleged father requested genetic tests and signed a stipulation that if the test results had a 99% or higher probability of paternity then the alleged father would be stipulated as the biological father of the child.

DEFAULT - FATHER FAILED TO APPEAR: The alleged father failed to appear after being served for either a support conference, hearing, or genetic test and a default paternity order was entered by the court.

ADJUDICATION BY COURT PROCEEDING: The alleged father was determined to be the biological father of the child through a court proceeding.

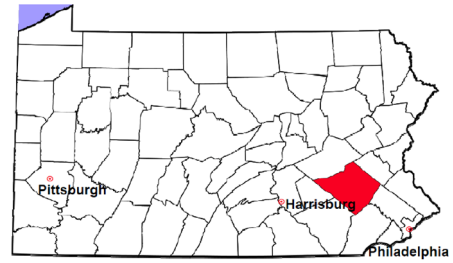
OUT OF STATE: Paternity was established in another state, "Out of state only".

Berks County

2023 Population Estimate: 432,821

Class of County: 3rd

No. of Common Pleas Court Judgeships: 13



2023 Custody/Partial Custody/Visitation

**No. of
Petitions**

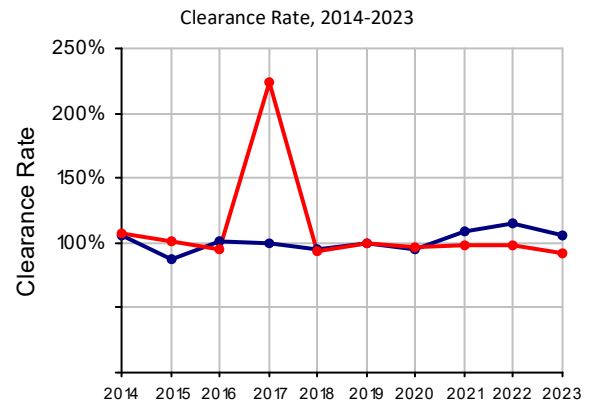
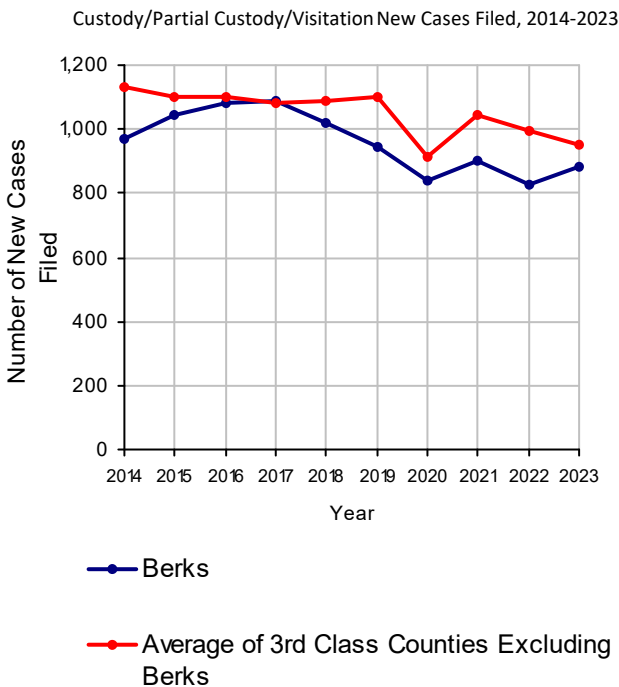
Cases Pending 1/1/2023	433
New Cases Filed in 2023	882
Cases Available for Processing	1,315

Processed By:

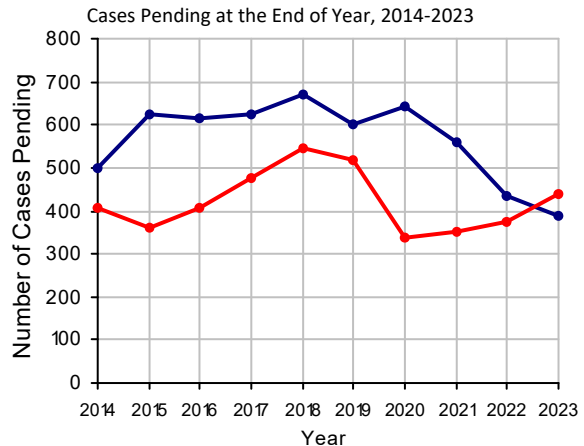
Judge	528	57.0%
Non-Judicial Officer	269	29.0%
Administrative Review/Purge	26	2.8%
Other	104	11.2%
Cases Processed	927	100.0%

Cases Pending 12/31/2023

388



Note: Clearance Rate = Cases Processed / New Cases Filed

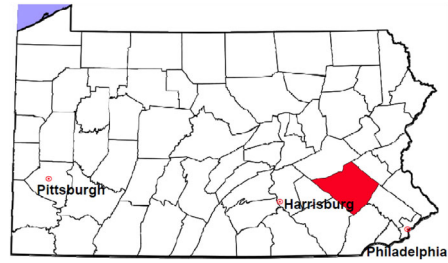


Berks County

2023 Population estimate: 432,821

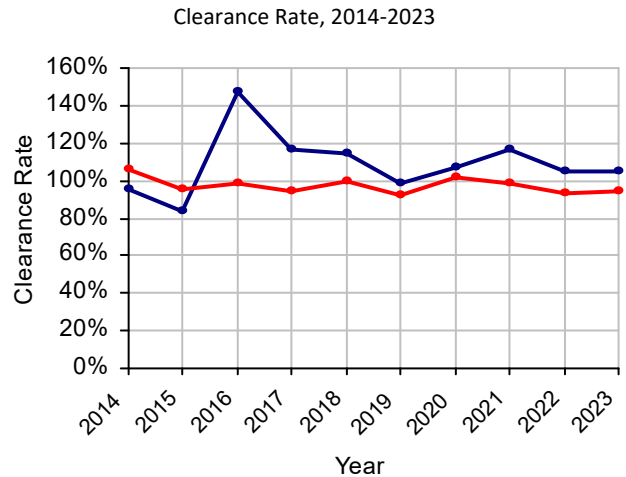
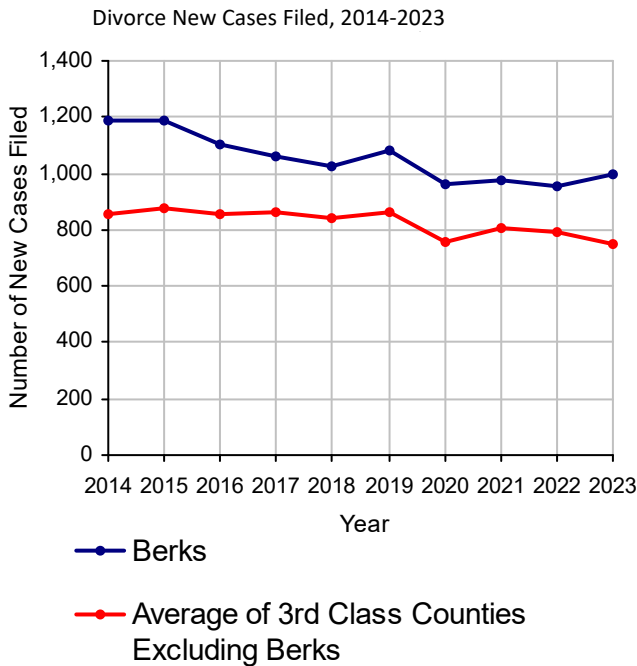
Class of County: 3rd

No. of Common Pleas Court Judgeships: 13

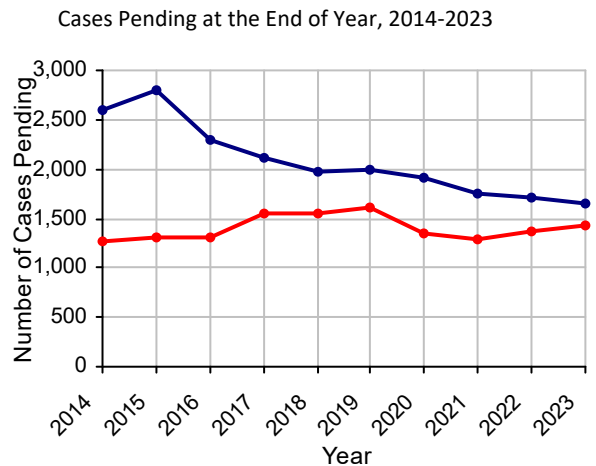


2023 Divorce

	No. of Petitions	
Cases Pending 1/1/2023	1,708	
New Cases Filed in 2023	996	
Cases Available for Processing	2,704	
Processed By:		
Contested Before a Judge	47	4.5%
Contested Before a Non-Judicial Officer	81	7.7%
Uncontested	764	73.0%
Administrative Review/Purge	99	9.5%
Other	56	5.3%
Cases Processed	1,047	100.0%
Cases Pending 12/31/2023	1,657	

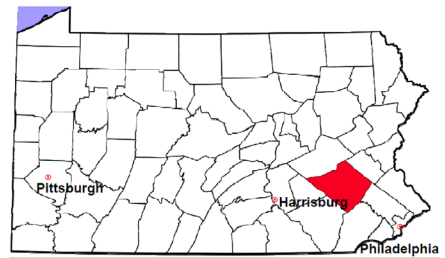


Note: Clearance Rate = Cases Processed / New Cases Filed



Berks County

2023 Population estimate: 432,821
 Class of County: 3rd
 No. of Common Pleas Court Judgeships: 13

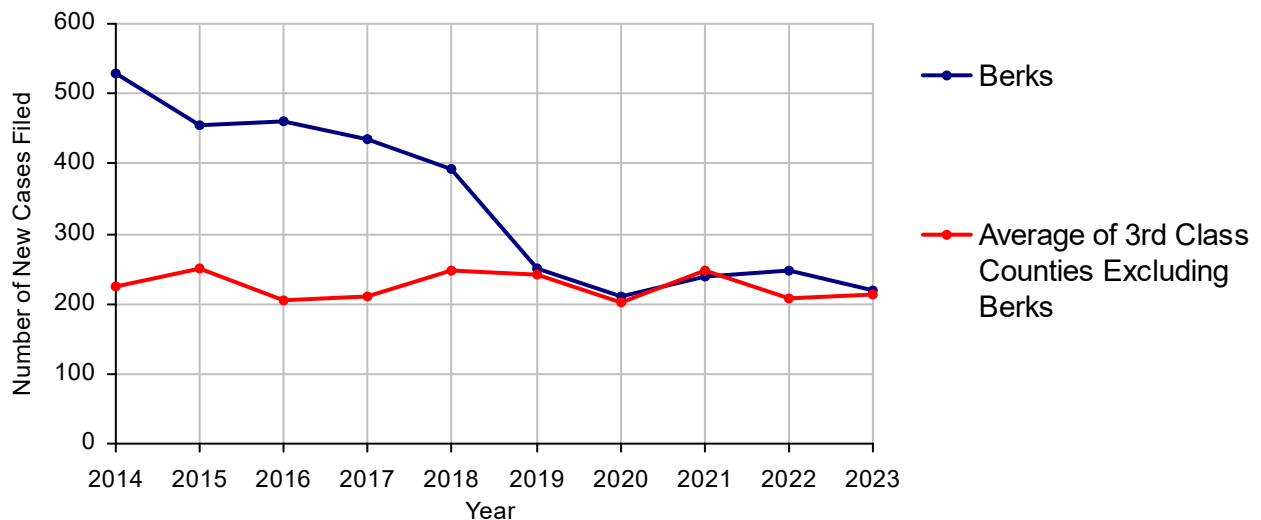


2023 Juvenile Dependency - Petitions Pending Adjudication

	Abuse/ Neglect	Status Offenses	Total
Cases Pending 1/1/2023	31	0	31
New Petitions Filed in 2023	218	0	218
Other	17	0	17
Total Petitions Available for Processing	266	0	266
Processed by:			
Adjudicated Dependent			
Judge	194	0	194
Juvenile Court Hearing Officer	0	0	0
Adjudicated NOT Dependent			
Judge	24	0	24
Juvenile Court Hearing Officer	0	0	0
Withdrawn/Dismissed/Inactive	32	0	32
Other	1	0	1
Total Petitions Processed	251	0	251
Cases Pending 12/31/2023	15	0	15

Data provided by CPCMS

Abuse/Neglect and Status Offenses New Cases Filed, 2014-2023

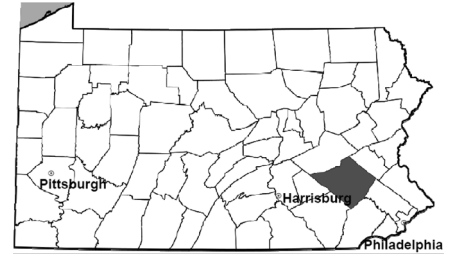


Berks County

2023 Population estimate: 432,821

Class of County: 3rd

No. of Common Pleas Court Judgeships: 13



2023 Juvenile Dependency - Adjudicated Dependent Inventory

	Abuse/ Neglect	Status Offenses	Total
Cases Pending 1/1/2023	404	0	404
New Adjudicated Dependent Cases	194	0	194
Other	5	0	5
Total Adjudicated Dependent Cases	603	0	603
<u>Court Supervision Terminated:</u>			
Family Reunification	52 20.2%	0	52 20.2%
Adoption	65 25.3%	0	65 25.3%
Placement with a Relative/Guardian	122 47.5%	0	122 47.5%
Aged Out	7 2.7%	0	7 2.7%
Other Permanency Outcomes*	0	0	0
Other**	11 4.3%	0	11 4.3%
Total Adjudicated Dependent Cases Terminated	257 100.0%	0 100.0%	257 100.0%
Cases Pending 12/31/2023	346	0	346

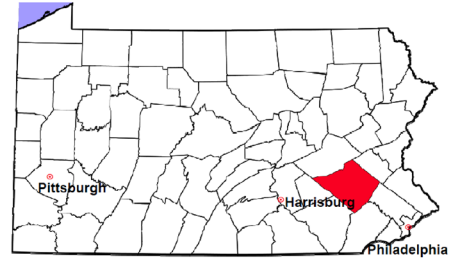
Data provided by CPCMS

* Other Permanency Outcomes include: adjudicated delinquent, death due to natural causes, emancipation, permanent living arrangement, and parent has come forward.

** Other includes cases where court supervision is terminated due to transfer out of jurisdiction, withdrawal and administrative closure.

Berks County

2023 Population estimate: 432,821
 Class of County: 3rd
 No. of Common Pleas Court Judgeships: 13

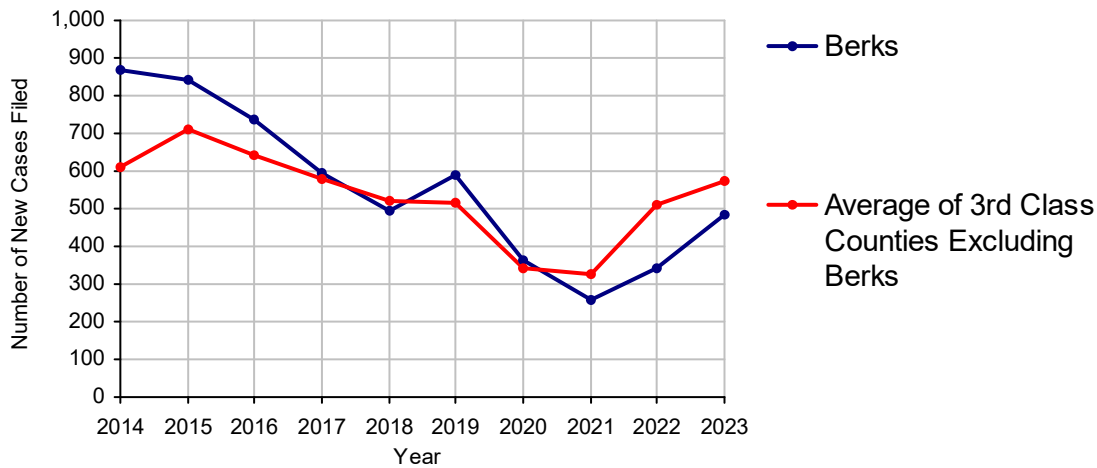


2023 Juvenile Delinquency - Cases Pending Disposition

Begin Pending	180
New Cases	486
Consent Decree Revoked	29
Informal Adjustment Program Revoked	3
Alternative Program Revoked	0
Warrant Returned	10
Other	29
Total Cases Available for Disposition	737
Warrant Issued	12
Disposed by:	
Adjudicated Delinquent by a Judge	123
Adjudicated Delinquent by a Juvenile Court Hearing Officer	0
Consent Decree Entered	153
Informal Adjustment Program Entered	36
Warned and Counseled (Pre-Petition)	0
Dismissed/Withdrawn/Transferred	76
Transferred to Criminal Court	0
Other	18
Total Cases Disposed	406
End Pending	319

Data provided by CPCMS

Juvenile Delinquency New Cases Filed, 2014-2023



Berks County

2023 Population: 432,821
 Class of County: 3rd
 No. of Common Pleas Judgeships: 13

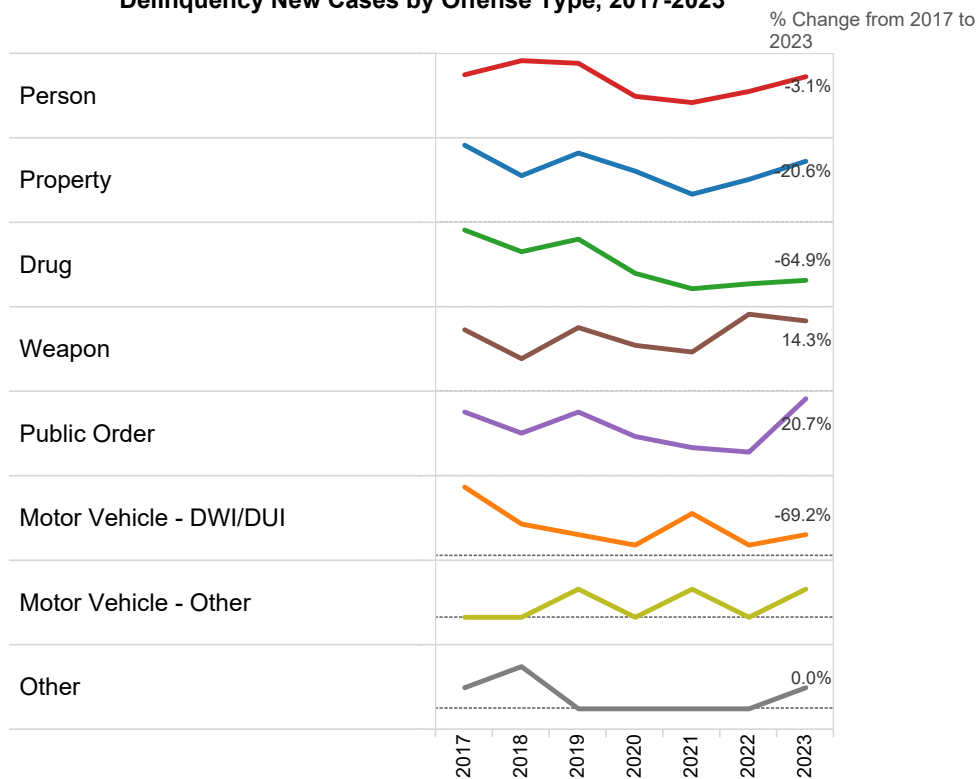


2023 Delinquency - New Cases by Offense Type

Case Type	Felony	Misdemeanor	Summary	Total	
Person	84	105	0	189	38.9%
Property	83	67	0	150	30.9%
Drug	5	34	0	39	8.0%
Weapon	9	23	0	32	6.6%
Public Order	30	40	0	70	14.4%
Motor Vehicle - DWI/DUI	0	4	0	4	0.8%
Motor Vehicle - Other	0	1	0	1	0.2%
Other	0	1	0	1	0.2%
Total	211	275	0	486	100.0%
	43.4%	56.6%	0.0%	100.0%	

Data provided by CPCMS

Delinquency New Cases by Offense Type, 2017-2023

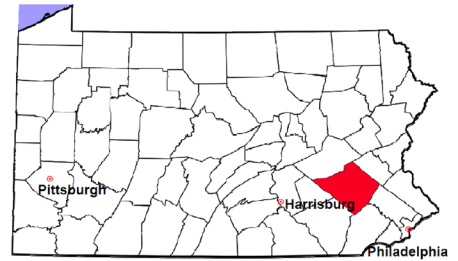


Berks County

2023 Population estimate: 432,821

Class of County: 3rd

No. of Common Pleas Court Judgeships: 13



2023 Juvenile Delinquency - Formal Dispositions

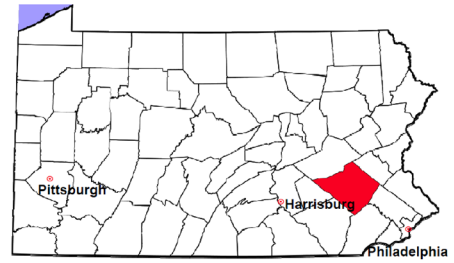
Begin Pending	205
Adjudicated Delinquent by a Judge	123
Adjudicated Delinquent by a Juvenile Court Hearing Officer	0
Warrant Returned	18
Other	8
Total Adjudicated Delinquent Cases	354
Warrant Issued	13
Court Supervision Terminated:	
Conditions Satisfied	90
Compelling Reasons	0
Reached Age 21	15
Transferred to Another Juvenile Court	0
Other	3
Total Adjudicated Delinquent Cases Terminated	108
End Pending	233

(R) - Revised

Data provided by CPCMS

Berks County

2023 Population estimate: 432,821
 Class of County: 3rd
 No. of Common Pleas Court Judgeships: 13

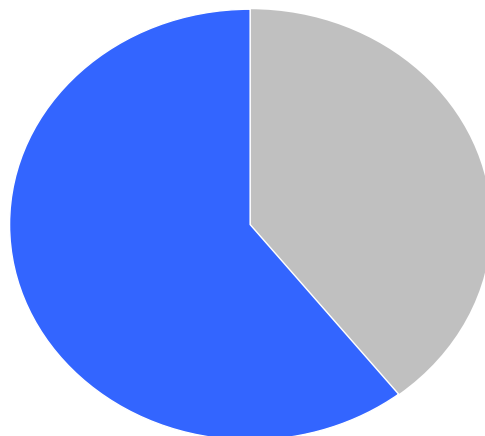


2023 Juvenile Delinquency - Informal Dispositions

Pending Consent Decrees	75
Pending Informal Adjustments	33
New Consent Decrees	153
New Informal Adjustments	26
Warrant Returned	4
Other	1
Cases Informally Disposed	292
Warrant Issued	5
Terminated by:	
Consent Decree Completed	103
Informal Adjustment Completed	18
Consent Decree Revoked	29
Informal Adjustment Program Revoked	3
Other	4
Total Informally Disposed Cases Terminated	157
End Pending	130

(R) - Revised
 Data provided by CPCMS

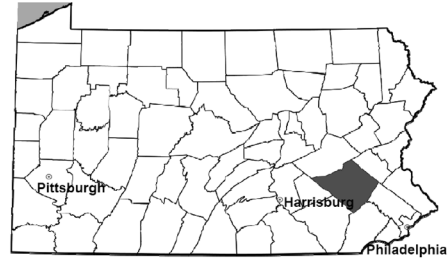
Informal Dispositions: **61%**



Delinquency Cases are disposed either formally, at a proceeding held before a judge or hearing officer, or informally without a proceeding. Informal dispositions include informal adjustments supervised by a juvenile probation officer; consent decrees agreed upon with the District Attorney after a petition is filed; or other pre-petition process by the juvenile probation department.

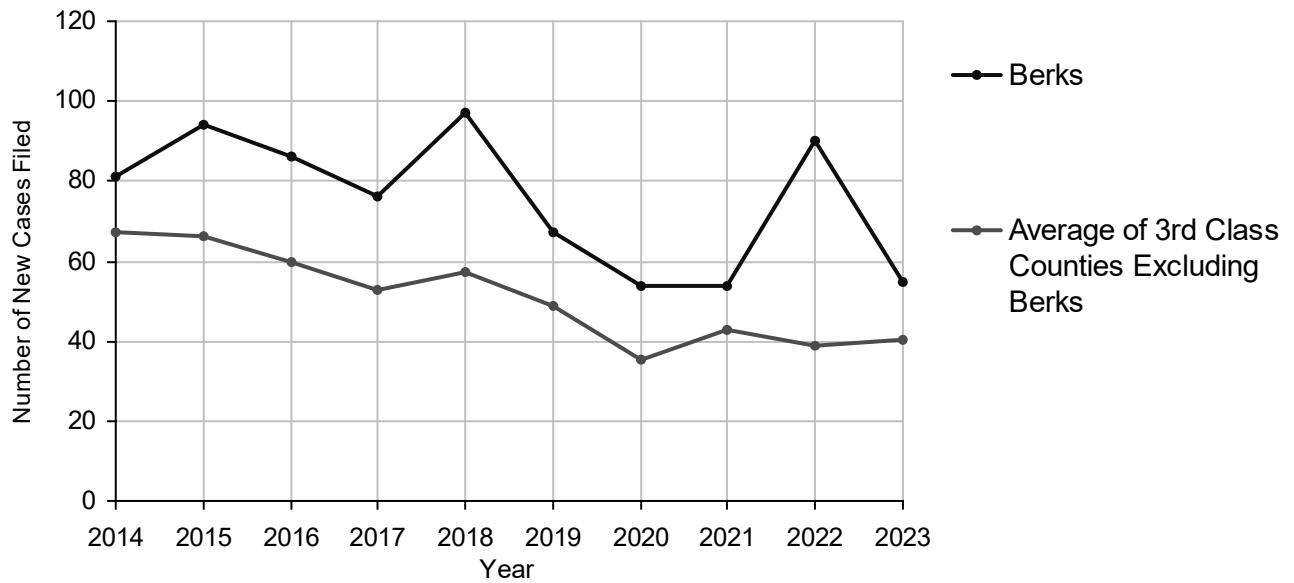
Berks County

2023 Population estimate: 432,821
 Class of County: 3rd
 No. of Common Pleas Court Judgeships: 13



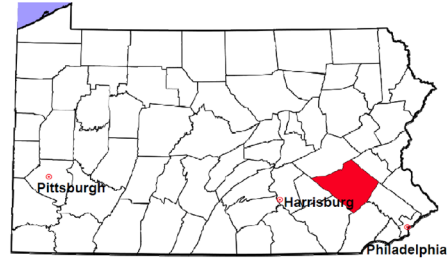
2023 Accounts	No. of Cases	
Cases Pending 1/1/2023	39	
New Cases Filed in 2023	55	
Cases Available for Processing	94	
Processed By:		
Contested before a Judge	5	7.5%
Contested before a Non-Judicial Officer	0	
Uncontested	62	92.5%
Other	0	
Cases Processed	67	100.0%
Cases Pending 12/31/2023	27	

Accounts New Cases Filed, 2014-2023



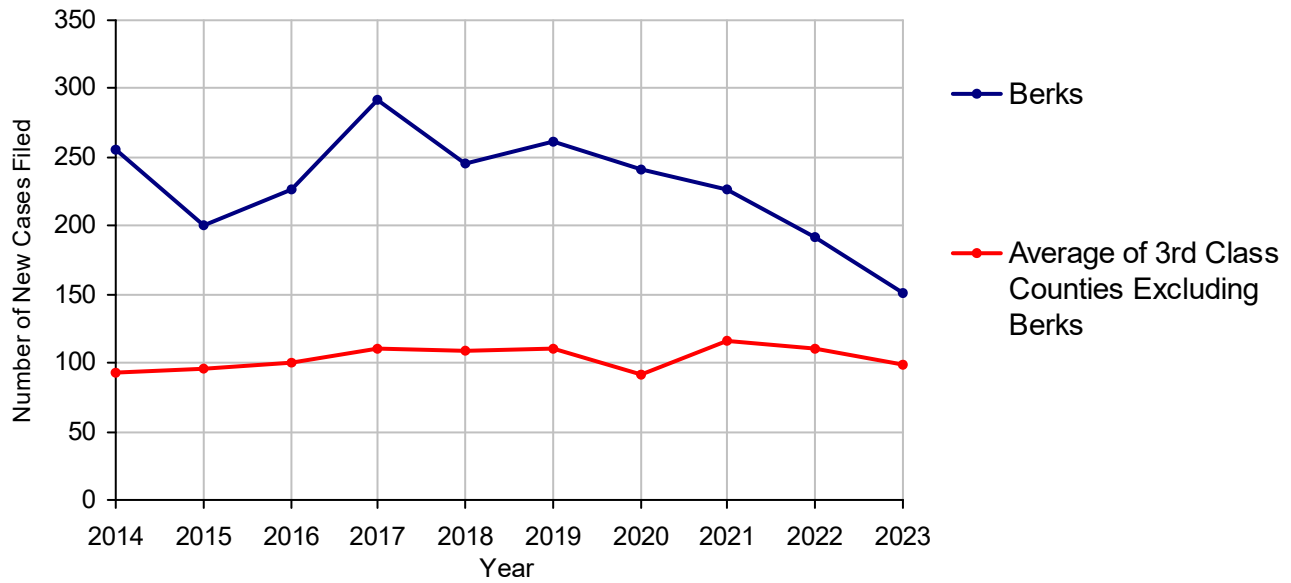
Berks County

2023 Population estimate: 432,821
 Class of County: 3rd
 No. of Common Pleas Court Judgeships: 13



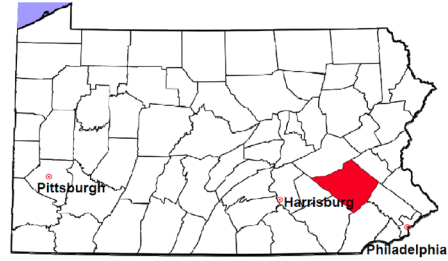
2023 Adoptions		No. of Cases	
Cases Pending 1/1/2023		31	
New Cases Filed in 2023		151	
Cases Available for Processing		182	
Processed By:			
Contested before a Judge	Granted	1	0.7%
	Denied	0	
Uncontested	Granted	145	95.4%
	Denied	1	0.7%
Other		5	3.3%
Cases Processed		152	100.0%
Cases Pending 12/31/2023		30	

Adoptions New Cases Filed, 2014-2023



Berks County

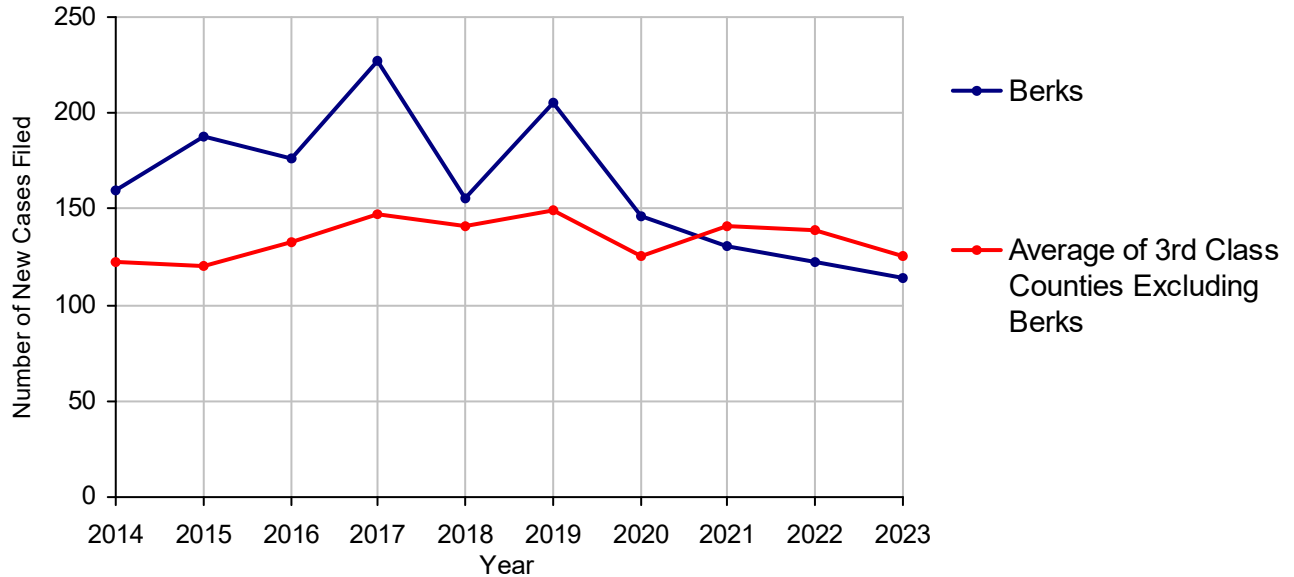
2023 Population estimate: 432,821
 Class of County: 3rd
 No. of Common Pleas Court Judgeships: 13



2023 Relinquishments/Terminations	No. of Cases	
Cases Pending 1/1/2023	43 ^(R)	
New Cases Filed in 2023	114	
Cases Available for Processing	157	
Processed By:		
Contested before a Judge	15	14.2%
Uncontested	76	71.7%
Other	15	14.2%
Cases Processed	106	100.0%
Cases Pending 12/31/2023	51	

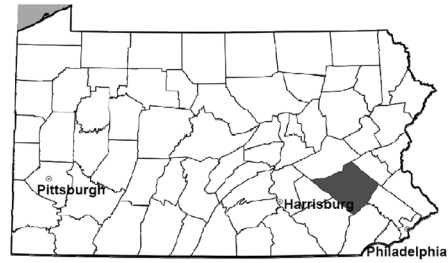
(R) - Revised

Relinquishments/Terminations New Cases Filed, 2014-2023



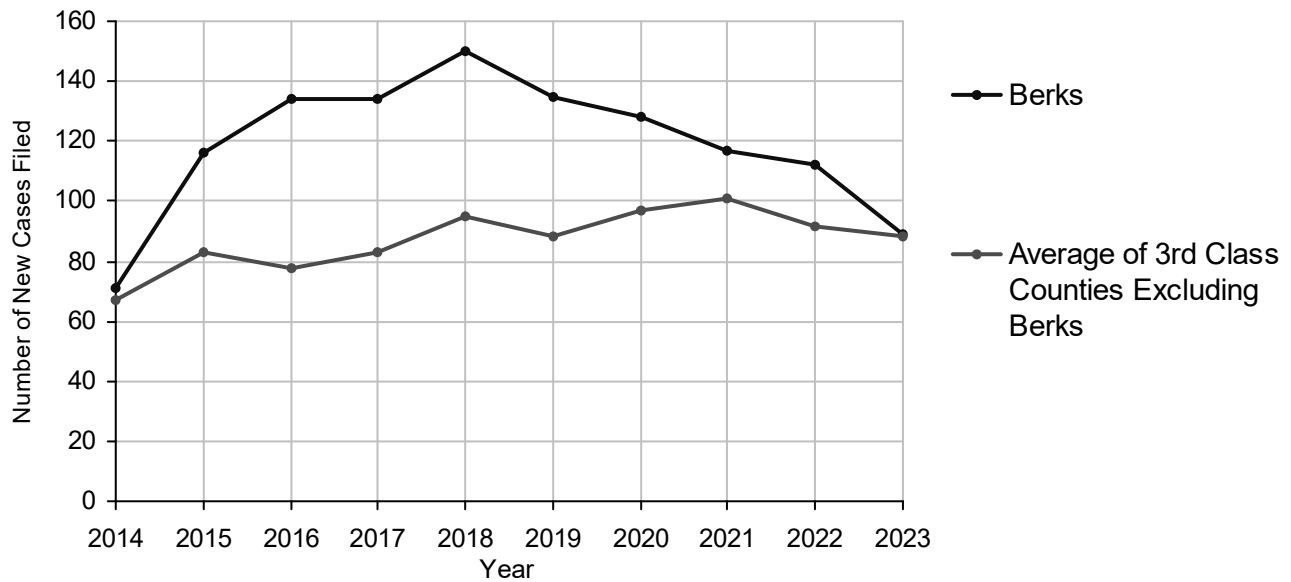
Berks County

2023 Population estimate: 432,821
 Class of County: 3rd
 No. of Common Pleas Court Judgeships: 13



2023 Appointment of Guardians	No. of Cases
Cases Pending 1/1/2023	12
New Cases Filed in 2023	89
Cases Available for Processing	101
Processed By:	
Contested before a Judge	6 7.1%
Uncontested	73 85.9%
Other	6 7.1%
Cases Processed	85 100.0%
Cases Pending 12/31/2023	16

Appointment of Guardians New Cases Filed, 2014-2023

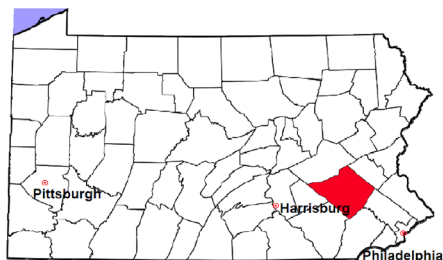


Berks County

2023 Population estimate: 432,821

Class of County: 3rd

No. of Common Pleas Court Judgeships: 13



2023 Jury Yield and Utilization

Jury Yield

Qualification Questionnaires/Summonses Mailed:	35,880	A		
Returned Undeliverable:	1,201	B	3.3%	Of Qualification Questionnaires/ Summonses Mailed
Not Responded to:	1,579	C	4.4%	
the Number of Prospective Jurors:				
Disqualified:	2,406	D	6.7%	
Exempted:	1,517	E	4.2%	
Excused:	8,025	F	22.4%	
Deferred to New Term:	1,229	G	3.4%	
Deferred from Previous Term:	1,151	H	3.2%	
Total Number of Qualified Jurors Available for Service:	21,074	I	58.7%	

$I = A - B - C - D - E - F - G + H$

Jury Utilization

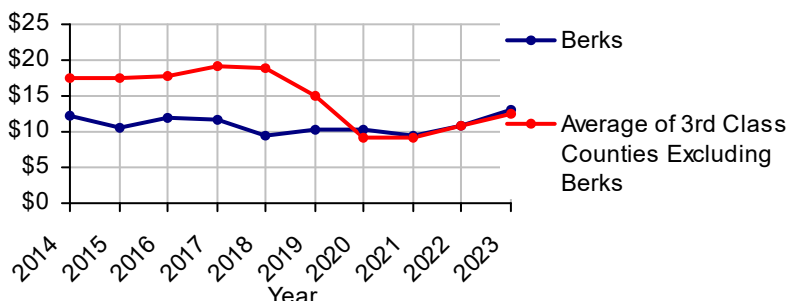
the Number of Jurors:			
Reporting for Service:	4,181	19.8%	Of Jurors Qualified and Available
Told Not to Report for Service:	15,010	71.2%	
Sent to Courtroom for Jury Selection (Voir Dire):	3,066	73.3%	Of Jurors Reporting for Service
Impaneled or Sworn (jurors/alternates):	859	20.5%	
Removed for Cause/Hardship:	658		
Removed by Peremptory Challenge:	695		
Number of Jury Trials Started:	60		
Pool Days:	70		
Zero Panel Days:	16	22.9%	(Of Pool Days)

Jury Costs

Total Annual Budget for Juror Operations:	\$472,593.00	J
Average Cost Per Juror:	\$13.17	K

$K = J/A$

Average Cost Per Juror, 2014-2023

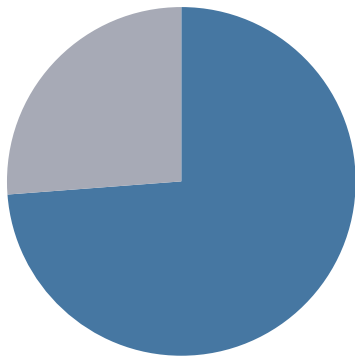


Berks County

2023 Problem Solving Courts

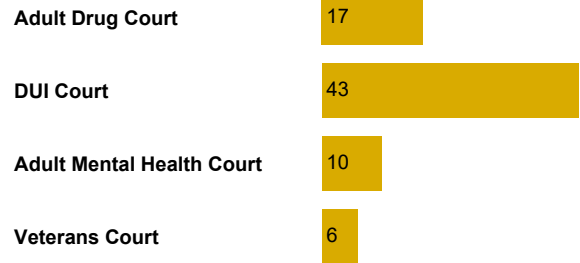
84 Discharges

Of All Court Participants Discharged:



74%
Graduated
Successfully

76 Admissions



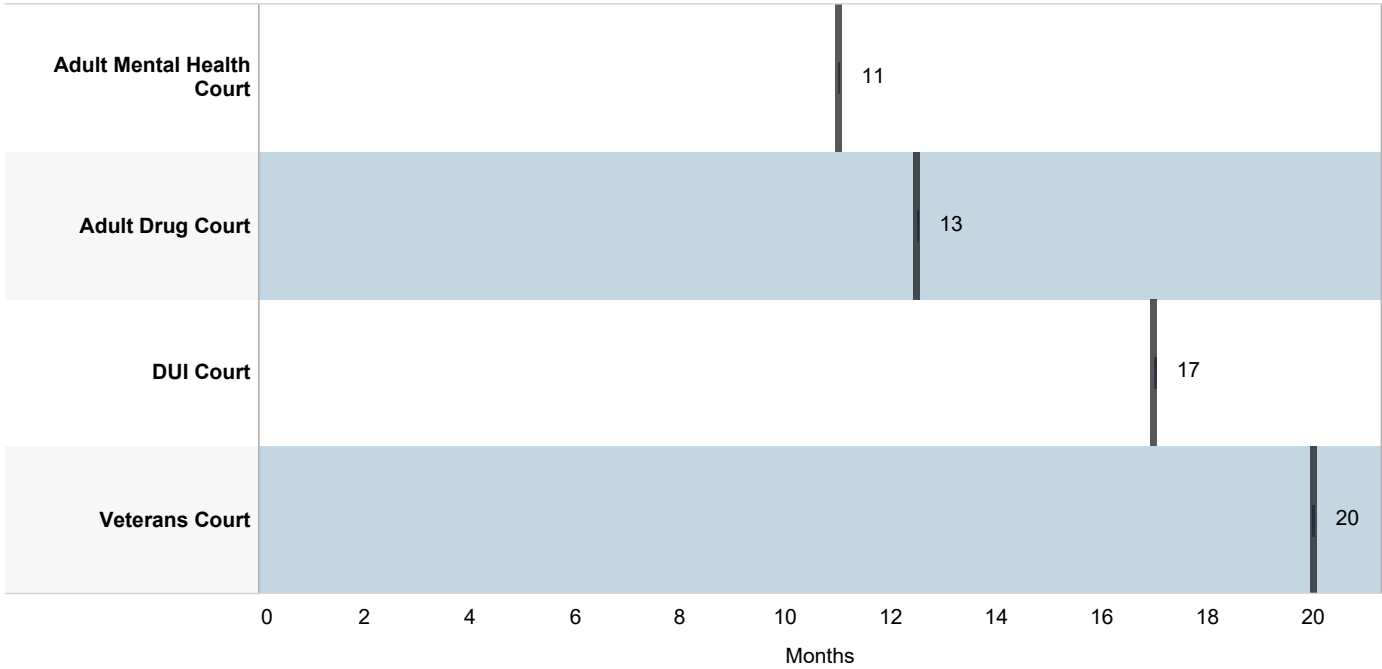
Discharge Reason

	Successfully Completed	Unsuccessful/New Offense	Unsuccessful /Non-Compliant	Unsuccessful /Absconded	Other	Total Discharges
Adult Drug Court	5 (41.7%)		4 (33.3%)	1 (8.3%)	2 (16.7%)	12 (100.0%)
DUI Court	41 (80.4%)	1 (2.0%)	7 (13.7%)	1 (2.0%)	1 (2.0%)	51 (100.0%)
Adult Mental Health Court	9 (75.0%)	1 (8.3%)	2 (16.7%)			12 (100.0%)
Veterans Court	7 (77.8%)		2 (22.2%)			9 (100.0%)

Berks County

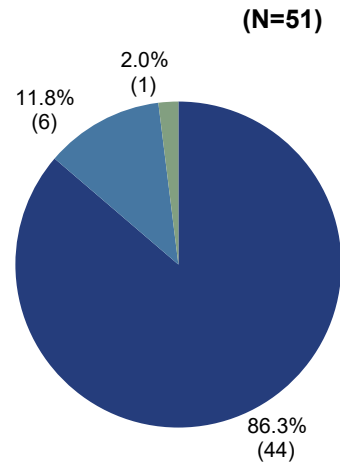

2023 Problem Solving Courts

Median Months from Admission to Discharge



Among successful graduates, there was a 28% increase in employment.

86% of the employed successful graduates were employed full time:



36% (30) of all participants have improved in **education level** at discharge.

- Employed Full Time
- Employed Part Time
- Student Full Time

DEPARTMENT OF RESEARCH & STATISTICS

KIM NIEVES, PH.D.

DIRECTOR

ANDREW GINDER, MPA

ASSISTANT DIRECTOR

YAN LIU, M.S.

SENIOR STATISTICAL ANALYST

SASANKA ADIKARI, PH.D

DATA SCIENTIST

AMANDA PEREIRA

RESEARCH ASSISTANT