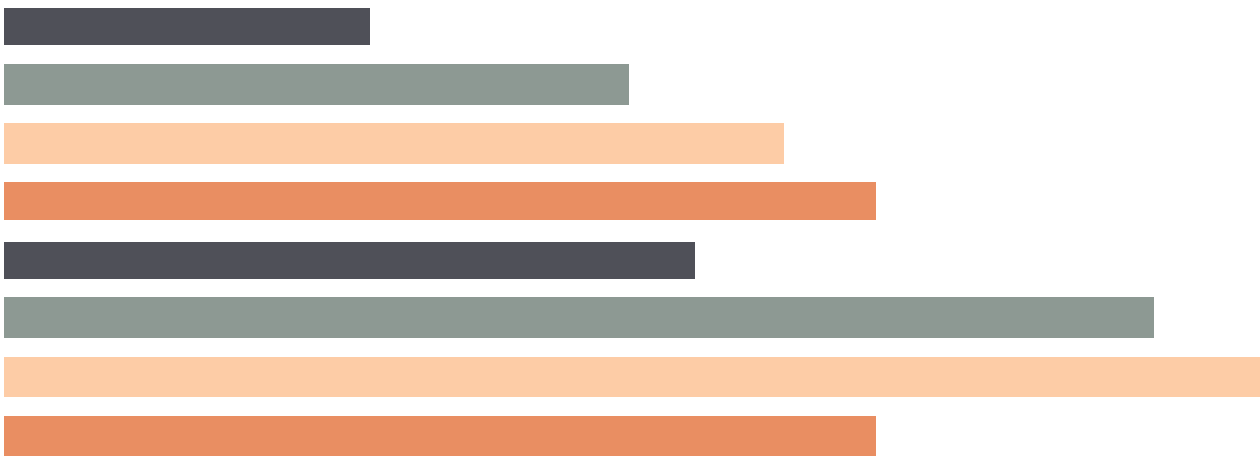
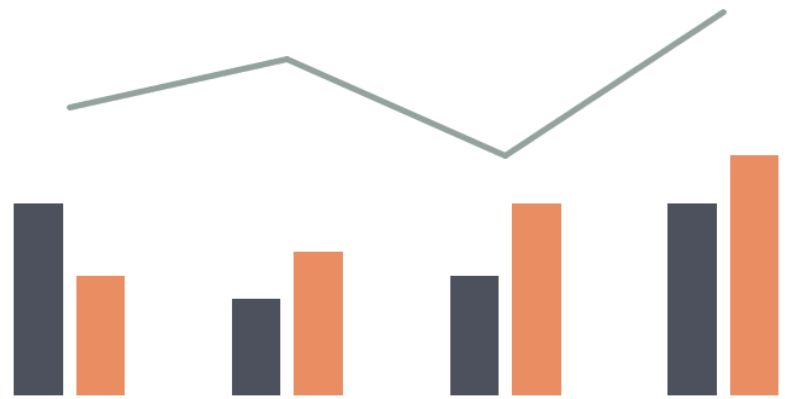


# 2023 Beaver County

Court of Common Pleas  
Caseload Statistics for






We are pleased to provide you with a copy of the 2023 County Caseload Display pages. They can also be viewed on the AOPC webpage at [www.pacourts.us](http://www.pacourts.us) in the *News & Statistics* section under *Research & Statistics*.

Should you have any questions or comments, please do not hesitate to contact me at 717.231.3300 .

Sincerely,

A handwritten signature in black ink, appearing to read "Sasanka", is written over a horizontal line. The signature is fluid and cursive.

Sasanka Adikari, Ph.D.  
Data Scientist  
Department of Research and Statistics



# Table of Contents

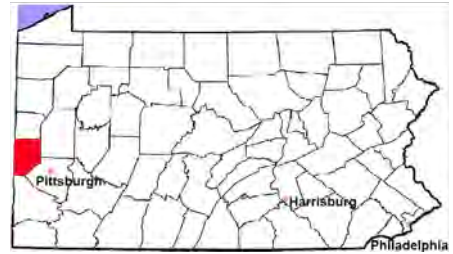
CPCMS Criminal .....	Page 1
CPCMS Criminal - New Cases by Case Type.....	Page 2
Civil.....	Page 3
Civil - Docketed Cases Listed by Case Type.....	Page 4
Protection From Abuse .....	Page 5
Spousal & Child Support and Paternity .....	Page 6
Custody/Partial Custody/Visitation.....	Page 7
Divorce .....	Page 8
Juvenile Dependency - Active Dependent Inventory .....	Page 9
Juvenile Dependency - Adjudicated Dependent Inventory .....	Page 10
Juvenile Delinquency - Cases Pending Disposition.....	Page 11
Juvenile Delinquency - New Cases by Case Type .....	Page 12
Juvenile Delinquency - Formal Dispositions .....	Page 13
Juvenile Delinquency - Informal Dispositions .....	Page 14
Accounts.....	Page 15
Adoptions.....	Page 16
Relinquishments/Terminations .....	Page 17
Appointment of Guardians .....	Page 18
Jury Yield and Utilization .....	Page 19
Problem Solving Courts.....	Pages 20-21

# Beaver County

2023 Population estimate: 165,631

Class of County: 4th

No. of Common Pleas Court Judgeships: 7



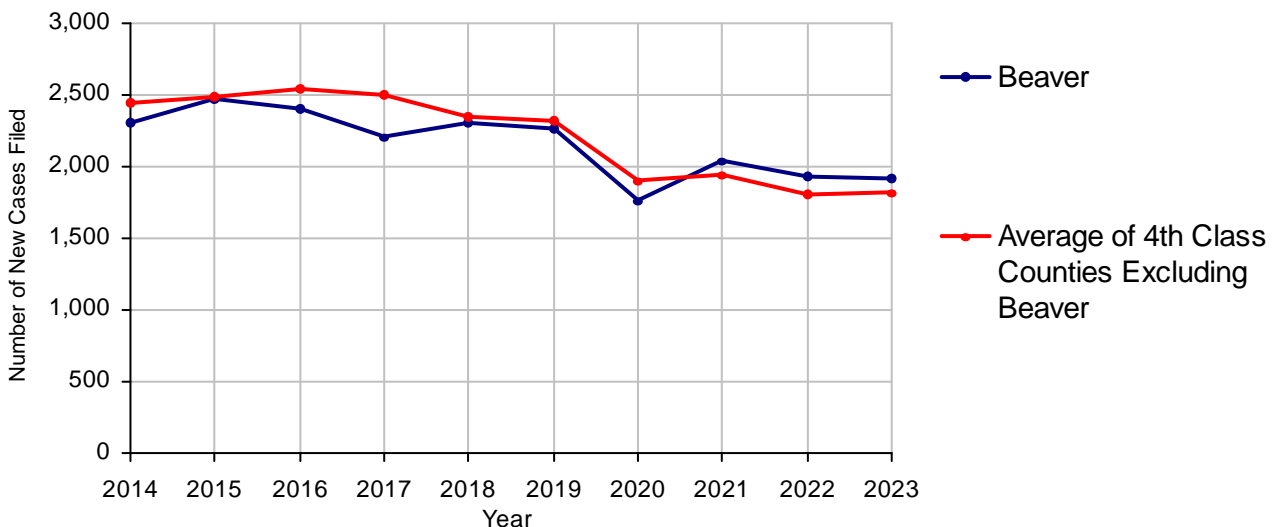
2023 Criminal	No. of Cases	
Cases Pending 1/1/2023	865	
New Cases Filed in 2023	1,916	
Reopened Cases	188	
<b>Cases Available for Processing</b>	<b>2,969</b>	
<b>Processed by:</b>		
Withdrawn/Dismissed	119	5.6%
Diversionsary Disposition*	493	23.0%
Guilty Plea	1,404	65.6%
Non-Jury Trial	23	1.1%
Jury Trial	9	0.4%
Inactive	88	4.1%
Other	3	0.1%
<b>Total Cases Processed</b>	<b>2,139</b>	<b>100.0%</b>
<b>Cases Pending 12/31/2023</b>	<b>830</b>	
Cases Awaiting Sentencing	18	

Age of Pending Cases as of 12/31/2023		
0-60 Days	233	28.1%
61-120 Days	205	24.7%
121-180 Days	158	19.0%
181-240 Days	76	9.2%
241-300 Days	68	8.2%
301-360 Days	40	4.8%
Over 360 Days	50	6.0%
<b>Total</b>	<b>830</b>	<b>100.0%</b>

Data provided by CPCMS

\* Includes other diversionary programs such as Veterans Court.

Criminal New Cases, 2014-2023



# Beaver County

2023 Population: 165,631  
 Class of County: 4th  
 No. of Common Pleas Judgeships: 7

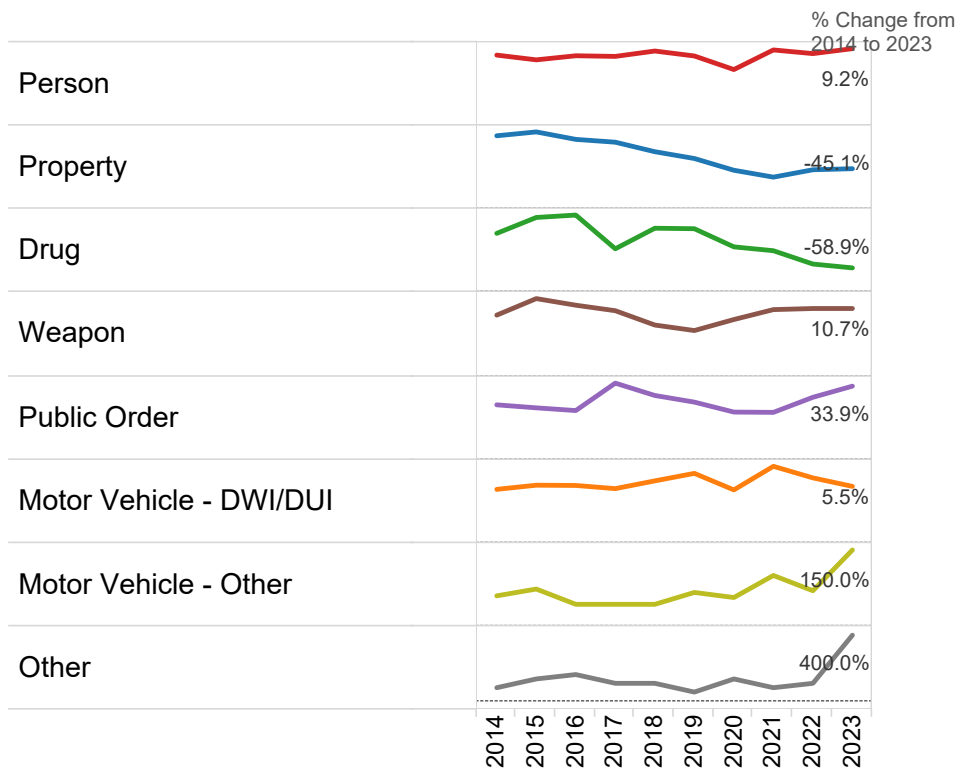


## 2023 Criminal - New Cases by Offense Type

Case Type	Felony	Misdemeanor	Summary	Total	
Person	196	161	0	357	18.6%
Property	226	187	0	413	21.6%
Drug	46	104	0	150	7.8%
Weapon	46	16	0	62	3.2%
Public Order	70	174	1	245	12.8%
Motor Vehicle - DWI/DUI	51	578	0	629	32.8%
Motor Vehicle - Other	0	44	1	45	2.3%
Other	15	0	0	15	0.8%
<b>Total</b>	<b>650</b>	<b>1,264</b>	<b>2</b>	<b>1,916</b>	<b>100.0%</b>
	<b>33.9%</b>	<b>66.0%</b>	<b>0.1%</b>	<b>100.0%</b>	

Data provided by CPCMS

### Criminal New Cases by Offense Type, 2014-2023



# Beaver County

2023 Population estimate: 165,631

Class of County: 4th

No. of Common Pleas Court Judgeships: 7

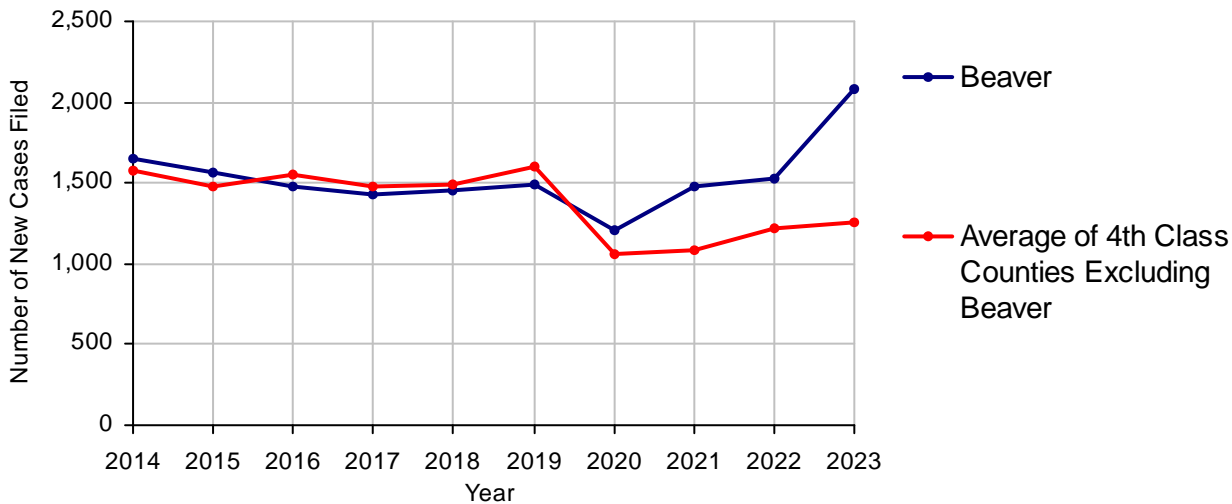


2023 Civil	Civil Action	Other	Total
Cases Pending 1/1/2023	454	414	868 (R)
Docketed Cases	825	1,260	2,085
Arbitration Appeals	0	0	0
Transferred In	0	0	0
Returned to Active	20	14	34
<b>Cases Available for Processing</b>	<b>1,299</b>	<b>1,688</b>	<b>2,987</b>
Processed By:			
Default Judgments	218	176	394
Cases Decided by Arbitration Board	82	27	109
Dispositive Motions	3	1	4
Settlements	216	150	366
Moved to Inactive Status	18	8	26
Transferred/Withdrawn	9	7	16
Dismissed/Discontinued	247	203	450
Administrative Purge	0	0	0
Other	35	178	213
Jury Trial	5	1	6
Non-Jury Trial	19	7	26
<b>Total Cases Processed</b>	<b>852</b>	<b>758</b>	<b>1,610</b>
<b>Cases Pending 12/31/2023</b>	<b>447</b>	<b>930</b>	<b>1,377</b>

Age of Pending Cases as of 12/31/2023 (Civil Action Only)		
0-6 months	353	79.0%
7-12 months	53	11.9%
13-18 months	19	4.3%
19-24 months	15	3.4%
25-30 months	6	1.3%
31-36 months	1	0.2%
37-42 months	0	
43-48 months	0	
49-54 months	0	
55-60 months	0	
61-66 months	0	
67-72 months	0	
Over 72 months	0	
<b>Total</b>	<b>447</b>	<b>100.0%</b>

(R) - Revised

Docketed Cases, 2014-2023



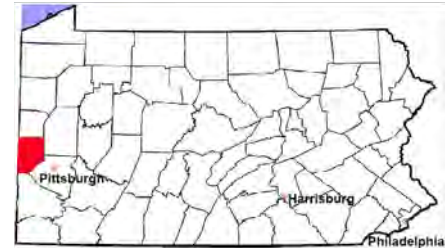


# Beaver County

2023 Population estimate: 165,631

Class of County: 4th

No. of Common Pleas Court Judgeships: 7



## 2023 Civil - Docketed Cases Listed by Case Type

<b>TORT</b>	<b>166</b>	<b>8.0%</b>	<b>REAL PROPERTY</b>	<b>437</b>	<b>21.0%</b>
<i>(does not include mass tort)</i>			Ejectment*	15	
Intentional	3		Eminent Domain/Condemnation*	1	
Malicious Prosecution	1		Ground Rent	0	
Motor Vehicle	89		Landlord/Tenant Dispute	75	
Nuisance	1		Mortgage Foreclosure:		
Premise Liability	24		Residential*	213	
Product Liability	2		Commercial*	64	
Slander/Libel/Defamation	3		Partition of Real Property*	4	
Other	43		Quiet Title*	48	
			Other*	17	
<b>MASS TORT</b>	<b>4</b>	<b>0.2%</b>	<b>CIVIL APPEALS</b>	<b>657</b>	<b>31.5%</b>
Asbestos	2		<i>- Administrative Agencies</i>		
Tobacco	0		Board of Assessment*	561	
Toxic Tort - DES	0		Board of Elections*	0	
Toxic Tort - Implant	0		Dept. of Transportation*	79	
Toxic Waste	0		Zoning Board*	2	
Other	2		Statutory Appeal - Other*	13	
			Other*	2	
<b>PROFESSIONAL LIABILITY</b>	<b>23</b>	<b>1.1%</b>	<b>MISCELLANEOUS</b>	<b>241</b>	<b>11.6%</b>
Dental	0		Common Law/		
Legal	0		Statutory Arbitration*	0	
Medical Malpractice	20		Declaratory Judgment*	6	
Other	3		Mandamus*	0	
			Non-Domestic Relations		
<b>CONTRACT</b>	<b>557</b>	<b>26.7%</b>	Restraining Order*	0	
<i>(does not include judgments)</i>			Quo Warranto*	0	
Buyer Plaintiff	9		Replevin*	9	
Debt Collection: Credit Card	334		Other*	226	
Debt Collection: Other	165				
Employment Dispute: Discrimination	1				
Employment Dispute: Other	5				
Other	43				
			<b>TOTAL DOCKETED CASES:</b>	<b>2,085</b>	<b>100.0%</b>

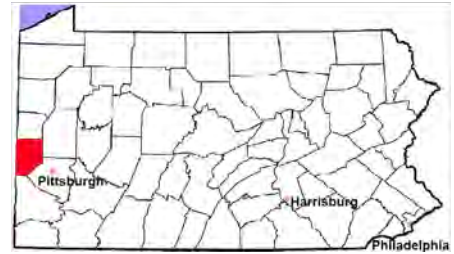
### Of the Docketed Cases:

Pro Se Filings: 157 7.5%      Class Action Suits: 3 0.1%      MDJ Appeals: 119 5.7%

\*Civil Other

# Beaver County

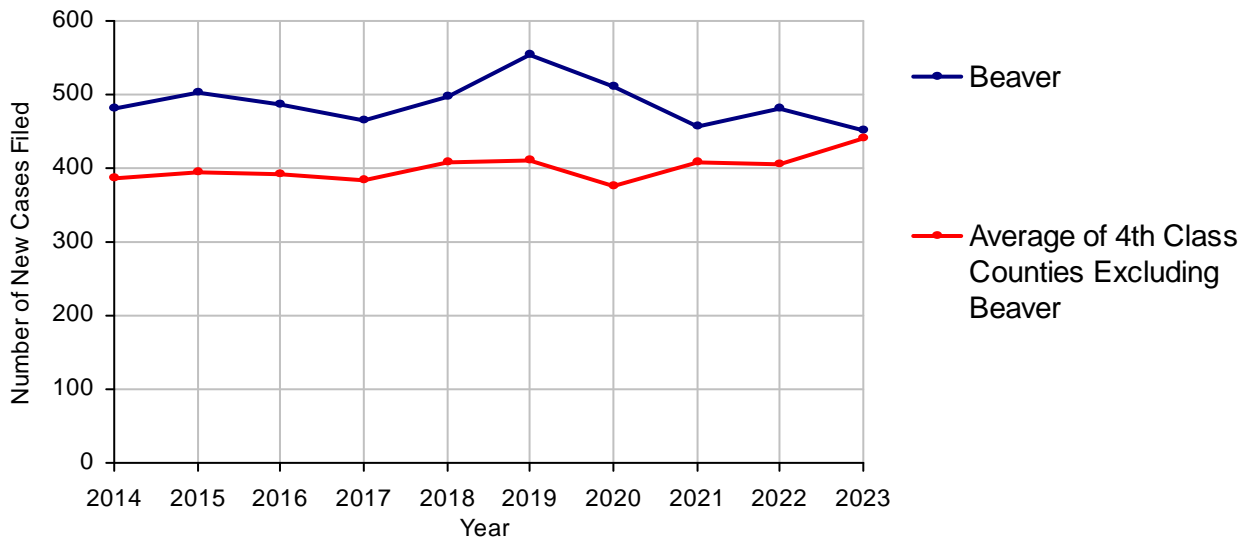
2023 Population estimate: 165,631  
 Class of County: 4th  
 No. of Common Pleas Court Judgeships: 7



## 2023 Protection From Abuse

	No. of Petitions
Cases Pending 1/1/2023	130
New Cases Filed in 2023	451
<i>Of these, Petitions Requesting Temporary Orders: 451 (100.0%)</i>	
<i>Temporary Orders DENIED: 62 (13.7%), Temporary Orders GRANTED: 389 (86.3%)</i>	
<b>Cases Available for Processing</b>	<b>581</b>
Processed By:	
Temporary Order DENIED After Ex Parte Hearing and No Evidentiary Hearing Scheduled	60 12.9%
Temporary Order DISMISSED After Evidentiary Hearing and No Final Order Entered	202 43.3%
Final Order DENIED After Evidentiary Hearing Before a Judge or a Judicial Officer	7 1.5%
Final Order GRANTED After Evidentiary Hearing Before a Judge or a Judicial Officer	44 9.4%
Plaintiff Did Not Appear For Evidentiary Hearing	101 21.7%
Final Order by STIPULATION OR AGREEMENT Between the Parties	28 6.0%
Petition WITHDRAWN by Plaintiff	24 5.2%
TRANSFERRED to Another Jurisdiction	0
Other	0
<b>Cases Processed</b>	<b>466 100.0%</b>
<b>Cases Pending 12/31/2023</b>	<b>115</b>

PFA New Cases Filed, 2014-2023

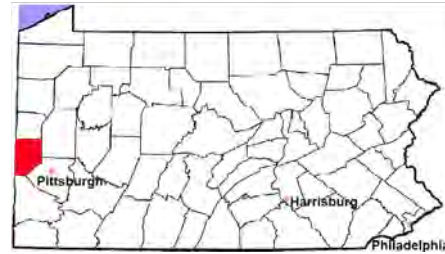


# Beaver County

2023 Population estimate: 165,631

Class of County: 4th

No. of Common Pleas Court Judgeships: 7



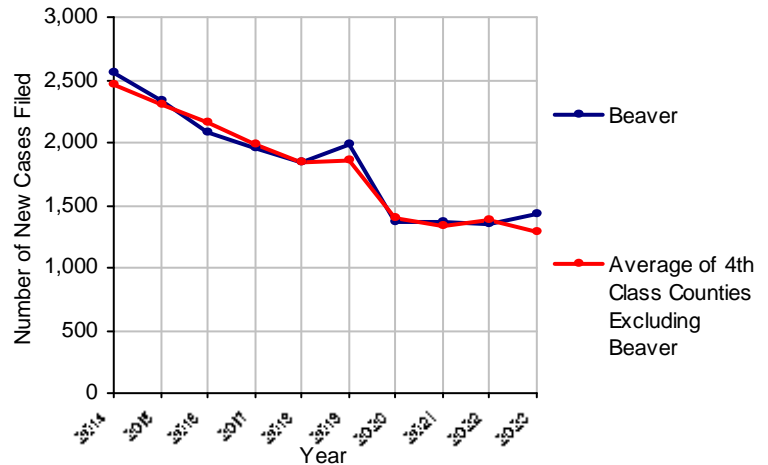
2023 Spousal & Child Support	No. of Petitions
Cases Pending 1/1/2023	211
New Cases Filed in 2023	1,423
Dockets Transferred In (+)	5
Dockets Transferred Out (-)	10
<b>Cases Available for Processing</b>	<b>1,629</b>
Processed By:	
Judge	83 6.0%
Intake Officer	1,289 94.0%
Hearing Officer	0
Other	0
<b>Cases Processed</b>	<b>1,372 100.0%</b>
<b>Cases Pending 12/31/2023</b>	<b>257</b>

Data provided by PACSES

2023 Paternity	No. of Cases
<b>Acknowledgements Filed:</b>	
Non-Domestic Relations Section	185 80.8%
During Conference	42 18.3%
Non-Stipulated (post genetic test)	0
Pre-Trial Conference	2 0.9%
<b>Total</b>	<b>229 100.0%</b>
<b>Established:</b>	
Stipulated by Genetic Tests	26 31.7%
Default - Father Failed to Appear	2 2.4%
Adjudication by Court Proceeding	0
Out of State	54 65.9%
<b>Total</b>	<b>82 100.0%</b>
<b>Cases Pending 12/31/2023</b>	<b>48</b>

Data provided by PACSES

Spousal & Child Support New Cases Filed, 2014-2023



## DEFINITIONS:

### ACKNOWLEDGEMENTS FILED:

**NON-DOMESTIC RELATIONS SECTION:** The voluntary Acknowledgement of Paternity by the alleged father.

**DURING CONFERENCE:** The alleged father signed the Acknowledgement of Paternity-Waiver of Trial (PE-010) at the initial child support conference.

**NON-STIPULATED (POST GENETIC TEST):** The alleged father signed the Acknowledgement of Paternity-Waiver of Trial after genetic tests were conducted and resulted in the alleged father being determined to be the biological father.

**PRE-TRIAL CONFERENCE:** The alleged father signed the Acknowledgement of Paternity-Waiver of Trial at the pre-trial conference.

### ESTABLISHED:

**STIPULATED BY GENETIC TESTS:** The alleged father requested genetic tests and signed a stipulation that if the test results had a 99% or higher probability of paternity then the alleged father would be stipulated as the biological father of the child.

**DEFAULT - FATHER FAILED TO APPEAR:** The alleged father failed to appear after being served for either a support conference, hearing, or genetic test and a default paternity order was entered by the court.

**ADJUDICATION BY COURT PROCEEDING:** The alleged father was determined to be the biological father of the child through a court proceeding.

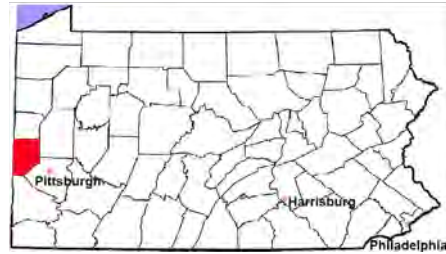
**OUT OF STATE:** Paternity was established in another state, "Out of state only".

# Beaver County

2023 Population Estimate: 165,631

Class of County: 4th

No. of Common Pleas Court Judgeships: 7

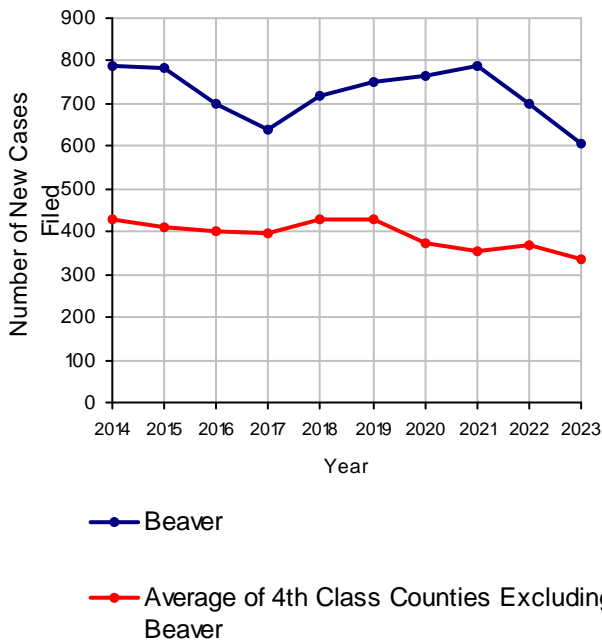


## 2023 Custody/Partial Custody/Visitation

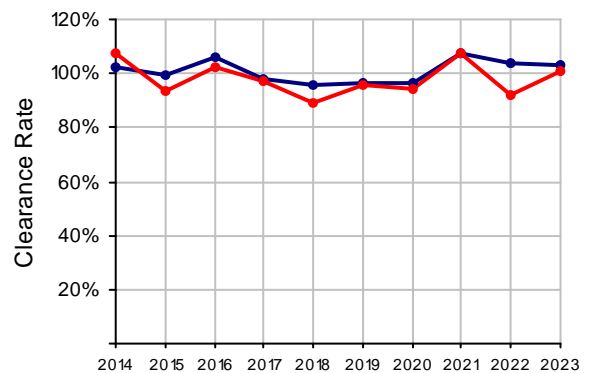
No. of Petitions

Cases Pending 1/1/2023	151	
New Cases Filed in 2023	607	
<b>Cases Available for Processing</b>	<b>758</b>	
Processed By:		
Judge	336	53.8%
Non-Judicial Officer	249	39.9%
Administrative Review/Purge	0	
Other	39	6.3%
<b>Cases Processed</b>	<b>624</b>	<b>100.0%</b>
<b>Cases Pending 12/31/2023</b>	<b>134</b>	

Custody/Partial Custody/Visitation New Cases Filed, 2014-2023

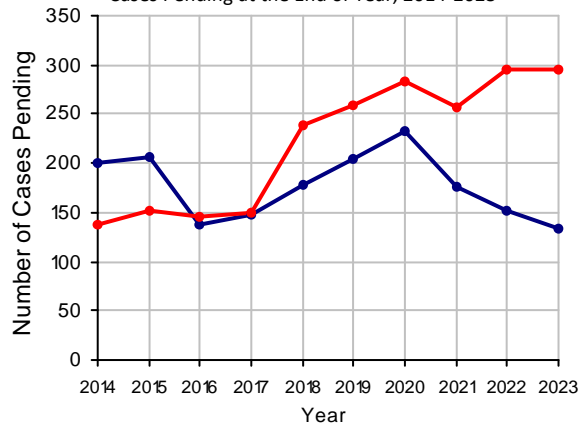


Clearance Rate, 2014-2023



Note: Clearance Rate = Cases Processed / New Cases Filed

Cases Pending at the End of Year, 2014-2023



# Beaver County

2023 Population estimate: 165,631

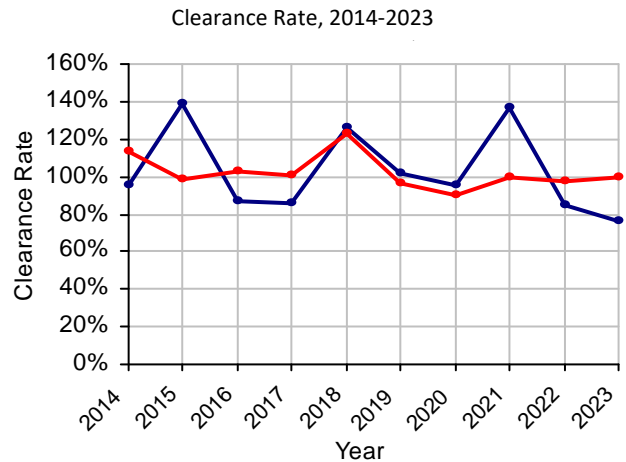
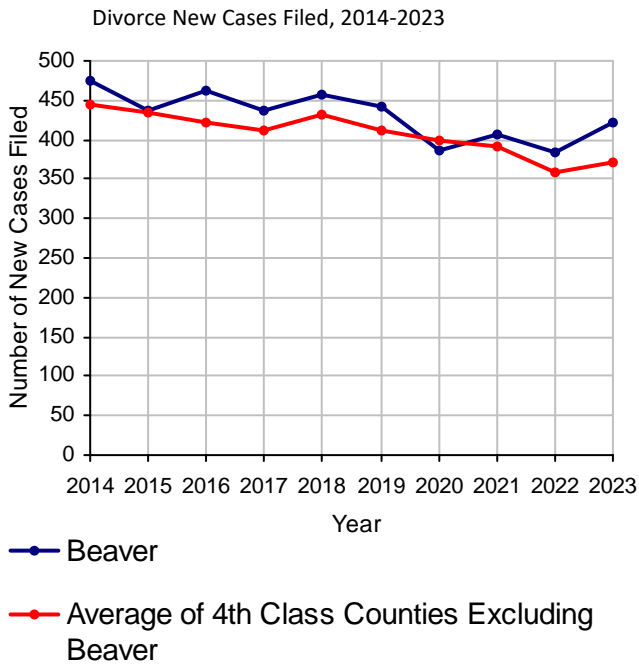
Class of County: 4th

No. of Common Pleas Court Judgeships: 7

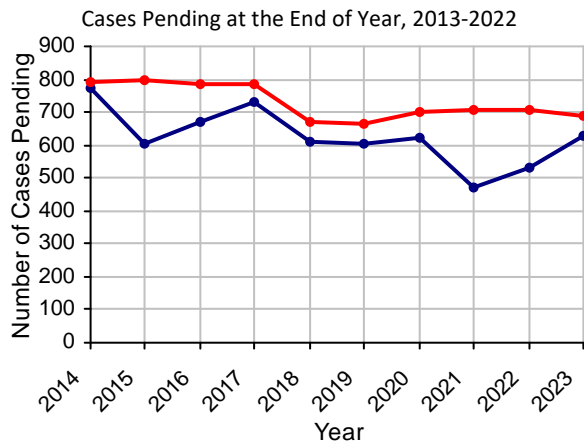


## 2023 Divorce

	No. of Petitions	
Cases Pending 1/1/2023	531	
New Cases Filed in 2023	421	
<b>Cases Available for Processing</b>	<b>952</b>	
Processed By:		
Contested Before a Judge	70	21.7%
Contested Before a Non-Judicial Officer	0	
Uncontested	238	73.7%
Administrative Review/Purge	0	
Other	15	4.6%
<b>Cases Processed</b>	<b>323</b>	<b>100.0%</b>
<b>Cases Pending 12/31/2023</b>	<b>629</b>	

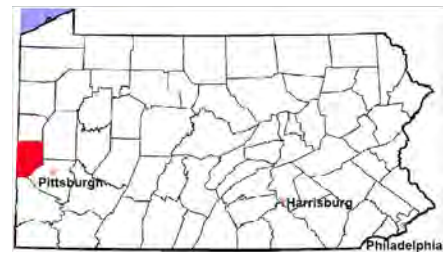


Note: Clearance Rate = Cases Processed / New Cases Filed



# Beaver County

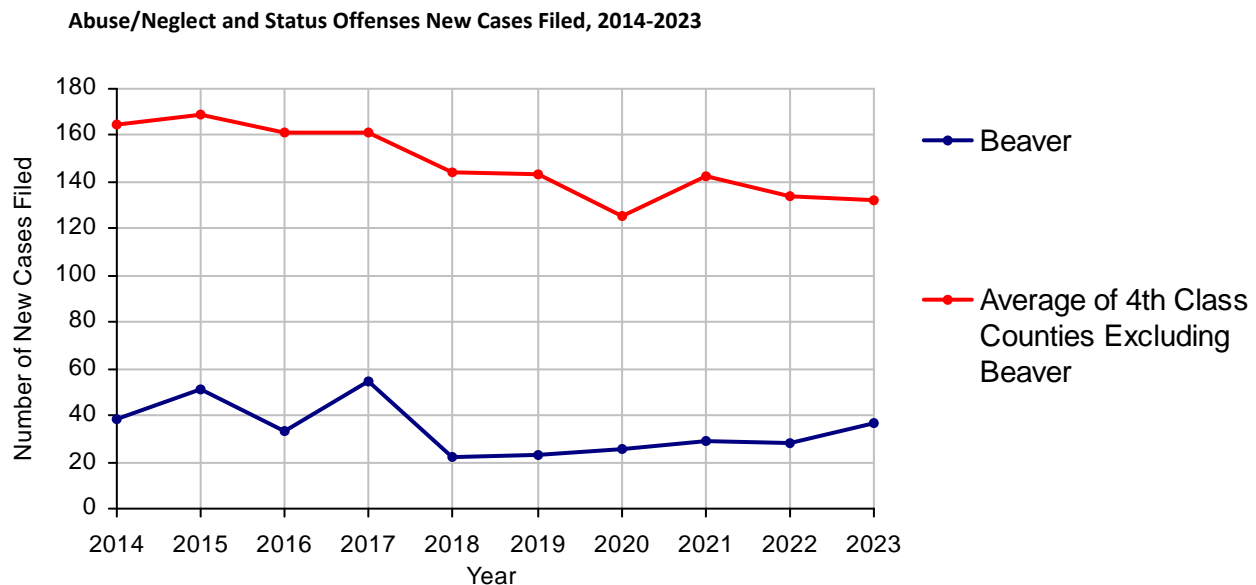
2023 Population estimate: 165,631  
 Class of County: 4th  
 No. of Common Pleas Court Judgeships: 7



## 2023 Juvenile Dependency - Petitions Pending Adjudication

	Abuse/ Neglect	Status Offenses	Total
Cases Pending 1/1/2023	1	1	2
New Petitions Filed in 2023	37	0	37
Other	3	0	3
<b>Total Petitions Available for Processing</b>	<b>41</b>	<b>1</b>	<b>42</b>
Processed by:			
Adjudicated Dependent			
Judge	6	1	7
Juvenile Court Hearing Officer	23	0	23
Adjudicated NOT Dependent			
Judge	0	0	0
Juvenile Court Hearing Officer	1	0	1
Withdrawn/Dismissed/Inactive	6	0	6
Other	2	0	2
<b>Total Petitions Processed</b>	<b>38</b>	<b>1</b>	<b>39</b>
<b>Cases Pending 12/31/2023</b>	<b>3</b>	<b>0</b>	<b>3</b>

Data provided by CPCMS

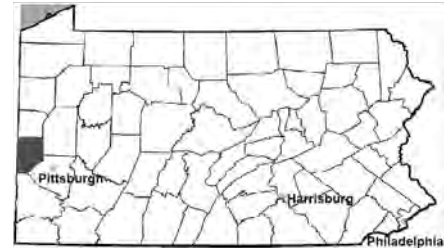


# Beaver County

2023 Population estimate: 165,631

Class of County: 4th

No. of Common Pleas Court Judgeships: 7



## 2023 Juvenile Dependency - Adjudicated Dependent Inventory

	Abuse/ Neglect		Status Offenses		Total
Cases Pending 1/1/2023	17		3		20
New Adjudicated Dependent Cases	29		1		30
Other	0		0		0
<b>Total Adjudicated Dependent Cases</b>	<b>46</b>		<b>4</b>		<b>50</b>
<b><u>Court Supervision Terminated:</u></b>					
Family Reunification	6	40.0%	0		6 35.3%
Adoption	5	33.3%	0		5 29.4%
Placement with a Relative/Guardian	3	20.0%	2	100.0%	5 29.4%
Aged Out	1	6.7%	0		1 5.9%
Other Permanency Outcomes*	0		0		0
Other**	0		0		0
<b>Total Adjudicated Dependent Cases Terminated</b>	<b>15</b>	<b>100.0%</b>	<b>2</b>	<b>100.0%</b>	<b>17 100.0%</b>
<b>Cases Pending 12/31/2023</b>	<b>31</b>		<b>2</b>		<b>33</b>

Data provided by CPCMS

\* Other Permanency Outcomes include: adjudicated delinquent, death due to natural causes, emancipation, permanent living arrangement, and parent has come forward.

\*\* Other includes cases where court supervision is terminated due to transfer out of jurisdiction, withdrawal and administrative closure.

# Beaver County

2023 Population estimate: 165,631  
 Class of County: 4th  
 No. of Common Pleas Court Judgeships: 7

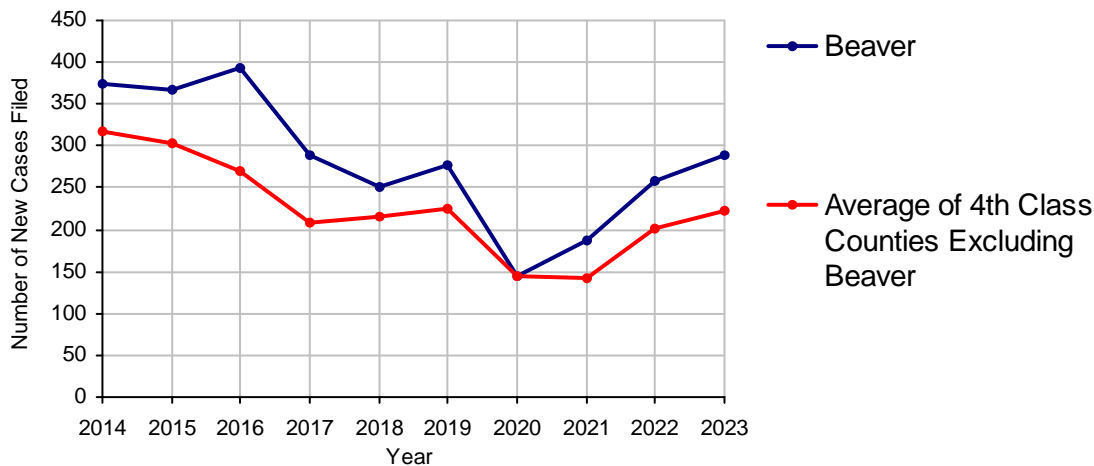


## 2023 Juvenile Delinquency - Cases Pending Disposition

<b>Begin Pending</b>	<b>112</b>
<b>New Cases</b>	<b>288</b>
Consent Decree Revoked	4
Informal Adjustment Program Revoked	0
Alternative Program Revoked	0
Warrant Returned	4
Other	17
<b>Total Cases Available for Disposition</b>	<b>425</b>
<b>Warrant Issued</b>	<b>7</b>
<b>Disposed by:</b>	
Adjudicated Delinquent by a Judge	27
Adjudicated Delinquent by a Juvenile Court Hearing Officer	46
Consent Decree Entered	93
Informal Adjustment Program Entered	35
Warned and Counseled (Pre-Petition)	1
Dismissed/Withdrawn/Transferred	36
Transferred to Criminal Court	0
Other	7
<b>Total Cases Disposed</b>	<b>245</b>
<b>End Pending</b>	<b>173</b>

Data provided by CPCMS

Juvenile Delinquency New Cases Filed, 2014-2023





# Beaver County

2023 Population: 165,631  
 Class of County: 4th  
 No. of Common Pleas Judgeships: 7

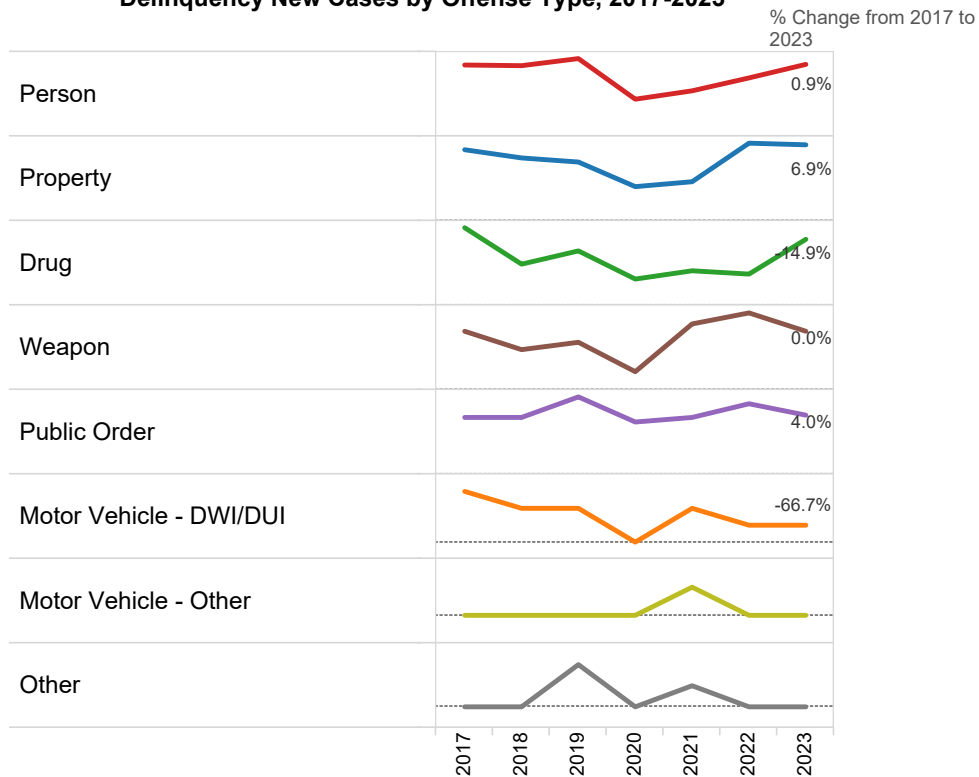


## 2023 Delinquency - New Cases by Offense Type

Case Type	Felony	Misdemeanor	Summary	Total	
Person	33	79	0	112	38.9%
Property	51	42	0	93	32.3%
Drug	2	38	0	40	13.9%
Weapon	9	7	0	16	5.6%
Public Order	2	24	0	26	9.0%
Motor Vehicle - DWI/DUI	0	1	0	1	0.3%
Motor Vehicle - Other	0	0	0	0	0.0%
Other	0	0	0	0	0.0%
<b>Total</b>	<b>97</b>	<b>191</b>	<b>0</b>	<b>288</b>	<b>100.0%</b>
	<b>33.7%</b>	<b>66.3%</b>	<b>0.0%</b>	<b>100.0%</b>	

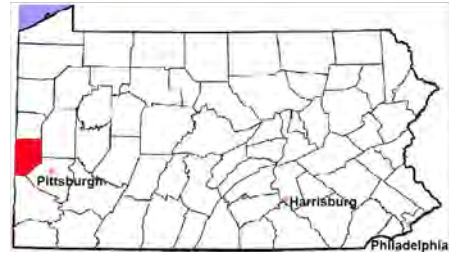
Data provided by CPCMS

### Delinquency New Cases by Offense Type, 2017-2023



# Beaver County

2023 Population estimate: 165,631  
Class of County: 4th  
No. of Common Pleas Court Judgeships: 7



---

## 2023 Juvenile Delinquency - Formal Dispositions

---

<b>Begin Pending</b>	<b>95</b>
Adjudicated Delinquent by a Judge	27
Adjudicated Delinquent by a Juvenile Court Hearing Officer	46
Warrant Returned	3
Other	5
<b>Total Adjudicated Delinquent Cases</b>	<b>176</b>
<b>Warrant Issued</b>	<b>5</b>
<b>Court Supervision Terminated:</b>	
Conditions Satisfied	46
Compelling Reasons	1
Reached Age 21	0
Transferred to Another Juvenile Court	0
Other	4
<b>Total Adjudicated Delinquent Cases Terminated</b>	<b>51</b>
<b>End Pending</b>	<b>120</b>

---

(R) - Revised  
Data provided by CPCMS

# Beaver County

2023 Population estimate: 165,631  
 Class of County: 4th  
 No. of Common Pleas Court Judgeships: 7

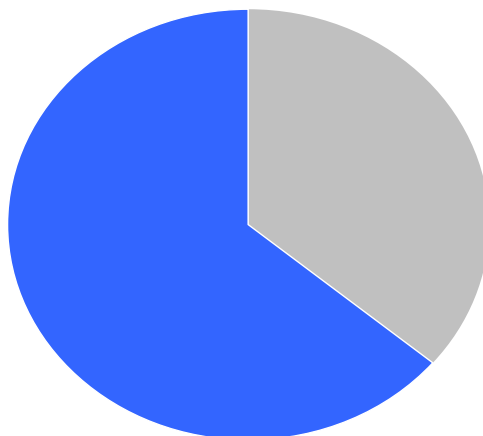


## 2023 Juvenile Delinquency - Informal Dispositions

<b>Pending Consent Decrees</b>	<b>75</b>
<b>Pending Informal Adjustments</b>	<b>15</b>
New Consent Decrees	93
<b>New Informal Adjustments</b>	<b>35</b>
Warrant Returned	0
<b>Other</b>	<b>2</b>
<b>Cases Informally Disposed</b>	<b>220</b>
<b>Warrant Issued</b>	<b>2</b>
<b>Terminated by:</b>	
Consent Decree Completed	97
<b>Informal Adjustment Completed</b>	<b>28</b>
Consent Decree Revoked	4
Informal Adjustment Program Revoked	0
<b>Other</b>	<b>12</b>
<b>Total Informally Disposed Cases Terminated</b>	<b>141</b>
<b>End Pending</b>	<b>77</b>

(R) - Revised  
 Data provided by CPCMS

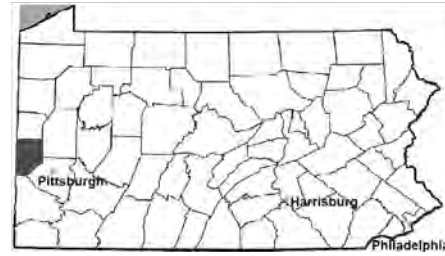
Informal Dispositions: **64%**



Delinquency Cases are disposed either formally, at a proceeding held before a judge or hearing officer, or informally without a proceeding. Informal dispositions include informal adjustments supervised by a juvenile probation officer; consent decrees agreed upon with the District Attorney after a petition is filed; or other pre-petition process by the juvenile probation department.

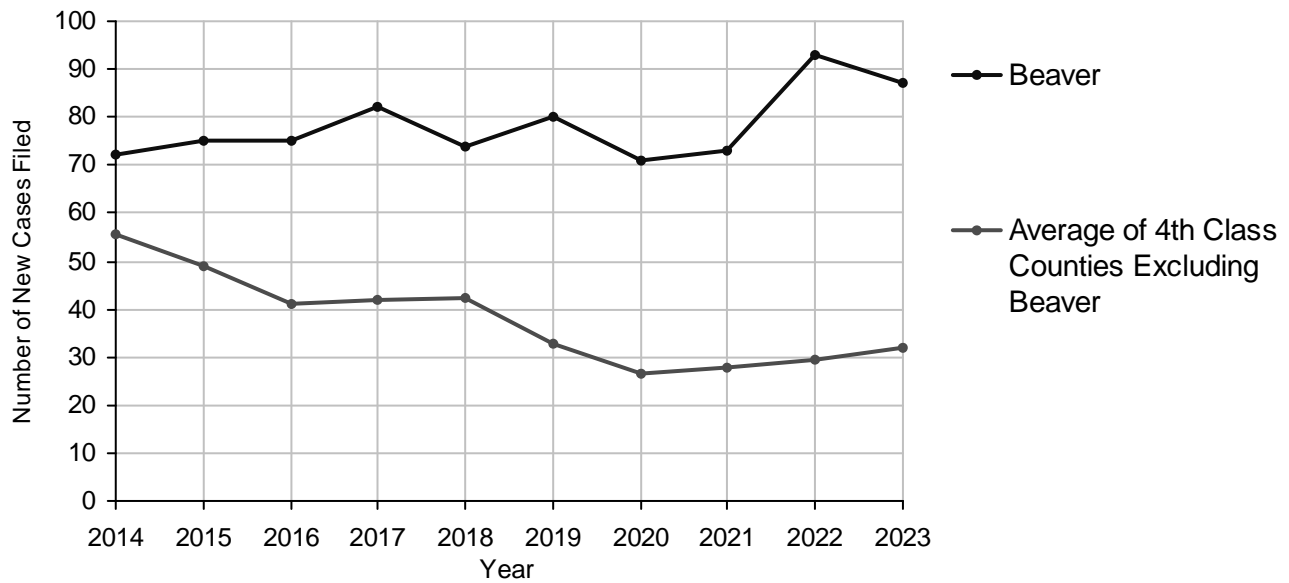
# Beaver County

2023 Population estimate: 165,631  
 Class of County: 4th  
 No. of Common Pleas Court Judgeships: 7



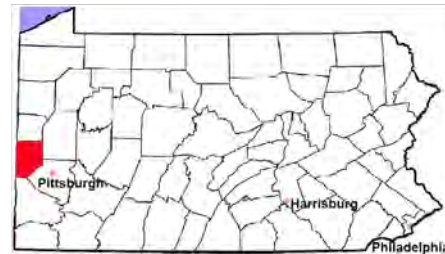
<b>2023 Accounts</b>	<b>No. of Cases</b>	
Cases Pending 1/1/2023	13	
New Cases Filed in 2023	87	
<b>Cases Available for Processing</b>	<b>100</b>	
Processed By:		
Contested before a Judge	0	
Contested before a Non-Judicial Officer	0	
Uncontested	81	97.6%
Other	2	2.4%
<b>Cases Processed</b>	<b>83</b>	<b>100.0%</b>
<b>Cases Pending 12/31/2023</b>	<b>17</b>	

Accounts New Cases Filed, 2014-2023



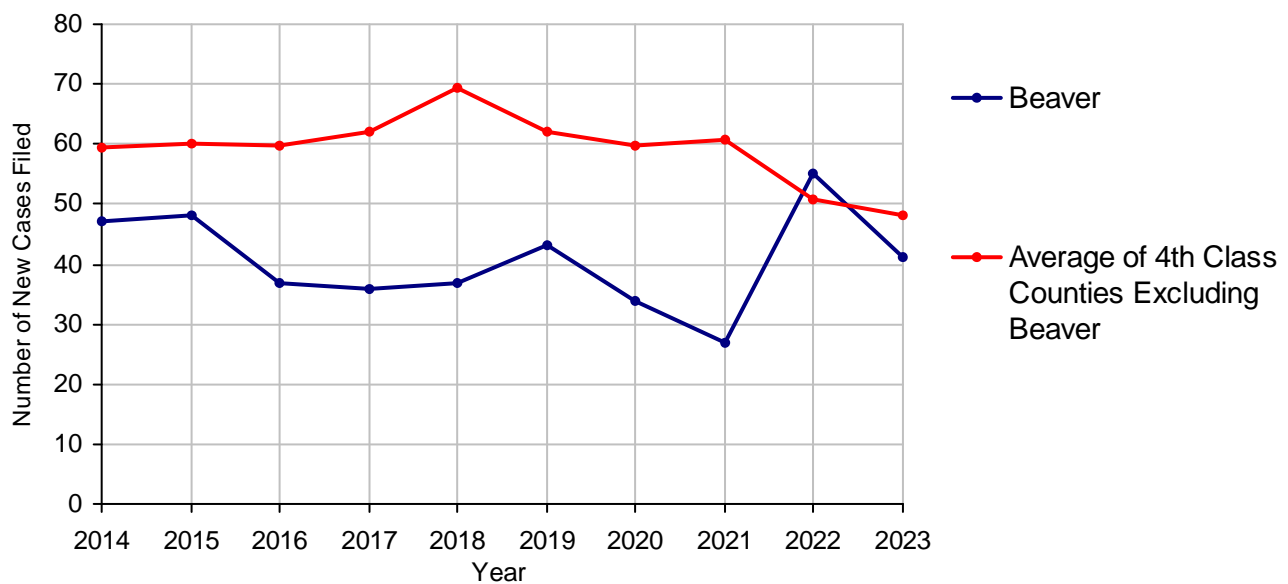
# Beaver County

2023 Population estimate: 165,631  
 Class of County: 4th  
 No. of Common Pleas Court Judgeships: 7



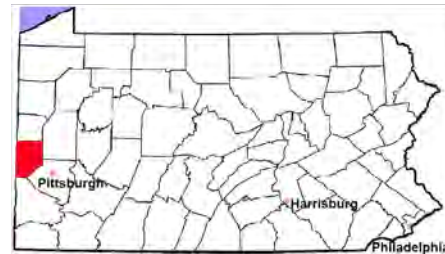
<b>2023 Adoptions</b>		<b>No. of Cases</b>	
Cases Pending 1/1/2023		14	
New Cases Filed in 2023		41	
<b>Cases Available for Processing</b>		<b>55</b>	
Processed By:			
Contested before a Judge	Granted	1	2.0%
	Denied	0	
Uncontested	Granted	47	95.9%
	Denied	1	2.0%
Other		0	
<b>Cases Processed</b>		<b>49 100.0%</b>	
<b>Cases Pending 12/31/2023</b>		<b>6</b>	

Adoptions New Cases Filed, 2014-2023



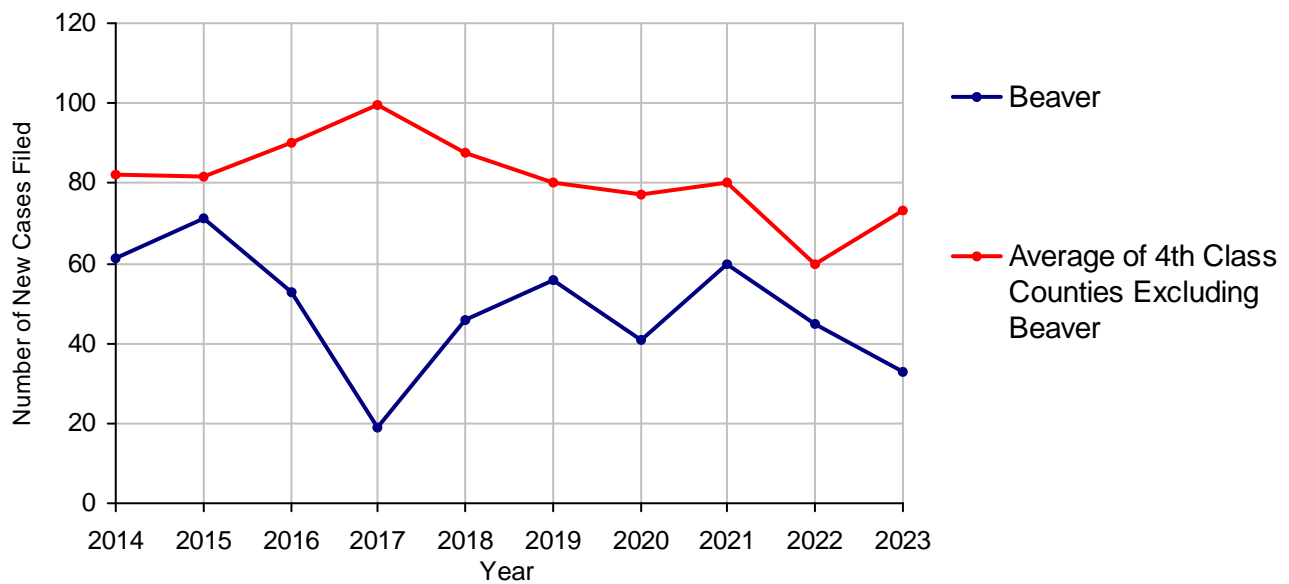
# Beaver County

2023 Population estimate: 165,631  
 Class of County: 4th  
 No. of Common Pleas Court Judgeships: 7



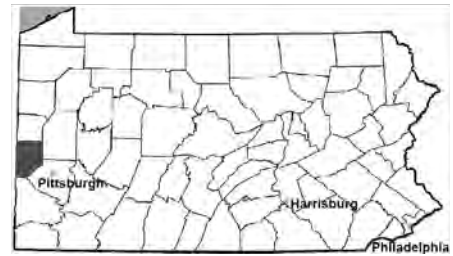
2023 Relinquishments/Terminations		No. of Cases
Cases Pending 1/1/2023		16
New Cases Filed in 2023		33
<b>Cases Available for Processing</b>		<b>49</b>
Processed By:		
Contested before a Judge		0
Uncontested	36	92.3%
Other	3	7.7%
<b>Cases Processed</b>	<b>39</b>	<b>100.0%</b>
<b>Cases Pending 12/31/2023</b>		<b>10</b>

Relinquishments/Terminations New Cases Filed, 2014-2023



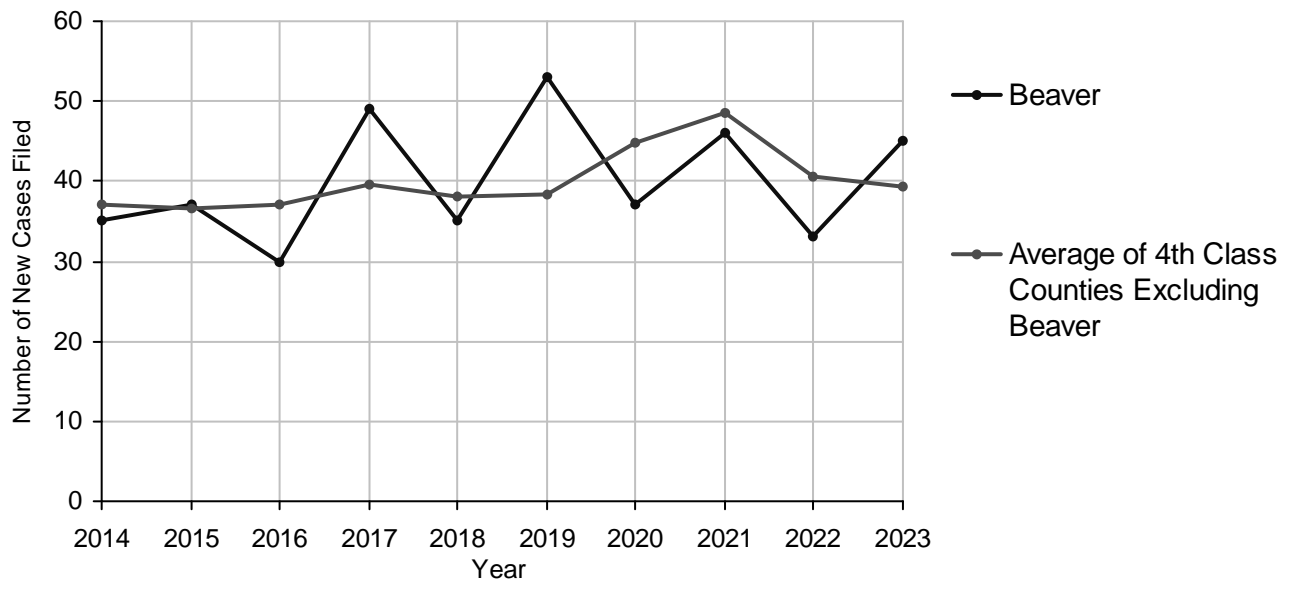
# Beaver County

2023 Population estimate: 165,631  
 Class of County: 4th  
 No. of Common Pleas Court Judgeships: 7



<b>2023 Appointment of Guardians</b>	<b>No. of Cases</b>	
Cases Pending 1/1/2023	2	
New Cases Filed in 2023	45	
<b>Cases Available for Processing</b>	<b>47</b>	
Processed By:		
Contested before a Judge	0	
Uncontested	35	92.1%
Other	3	7.9%
<b>Cases Processed</b>	<b>38</b>	<b>100.0%</b>
<b>Cases Pending 12/31/2023</b>	<b>9</b>	

Appointment of Guardians New Cases Filed, 2014-2023



# Beaver County

2023 Population estimate: 165,631  
 Class of County: 4th  
 No. of Common Pleas Court Judgeships: 7



## 2023 Jury Yield and Utilization

### Jury Yield

Qualification Questionnaires/Summonses Mailed:	4,346	A		
Returned Undeliverable:	28	B	0.6%	Of Qualification Questionnaires/ Summonses Mailed
Not Responded to:	0	C		
the Number of Prospective Jurors:				
Disqualified:	66	D	1.5%	
Exempted:	37	E	0.9%	
Excused:	163	F	3.8%	
Deferred to New Term:	1,080	G	24.9%	
Deferred from Previous Term:	884	H	20.3%	
<b>Total Number of Qualified Jurors Available for Service:</b>	<b>3,856</b>	<b>I</b>	<b>88.7%</b>	

$I = A - B - C - D - E - F - G + H$

### Jury Utilization

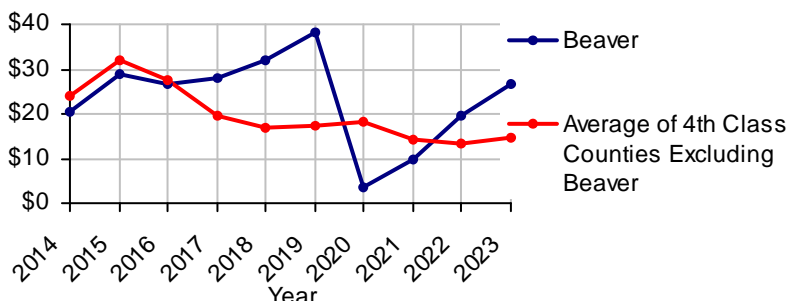
the Number of Jurors:				
Reporting for Service:	1,319		34.2%	Of Jurors Qualified and Available
Told Not to Report for Service:	2,539		65.8%	
Sent to Courtroom for Jury Selection (Voir Dire):	853		64.7%	Of Jurors Reporting for Service
Impaneled or Sworn (jurors/alternates):	230		17.4%	
Removed for Cause/Hardship:	222			
Removed by Peremptory Challenge:	159			
Number of Jury Trials Started:	17			
Pool Days:	27			
Zero Panel Days:	9		33.3%	(Of Pool Days)

### Jury Costs

<b>Total Annual Budget for Juror Operations:</b>	<b>\$115,729.00</b>	<b>J</b>
<b>Average Cost Per Juror:</b>	<b>\$26.63</b>	<b>K</b>

$K = J/A$

Average Cost Per Juror, 2014-2023





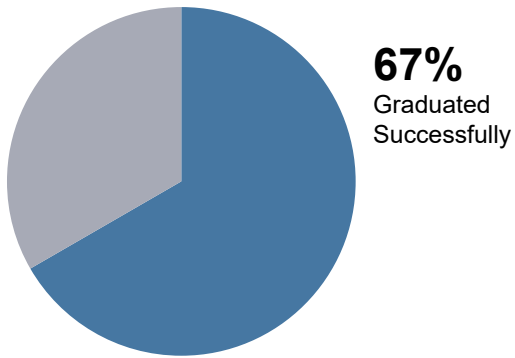
# Beaver County

## 2023 Problem Solving Courts

6 Discharges

11 Admissions

Of All Court Participants Discharged:



Veterans Court

11

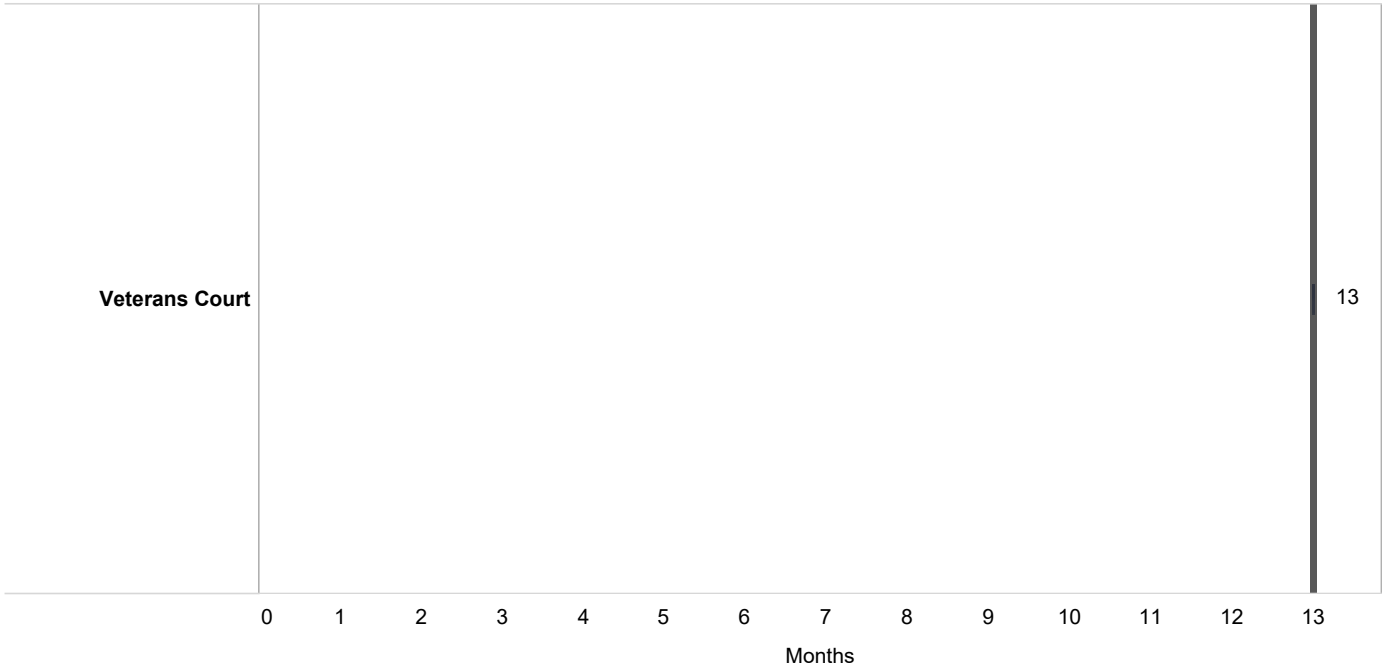
### Discharge Reason

	Successfully Completed	Unsuccessful /Non-Compliant	Other	Total Discharges
Veterans Court	4 (66.7%)	1 (16.7%)	1 (16.7%)	6 (100.0%)

# Beaver County

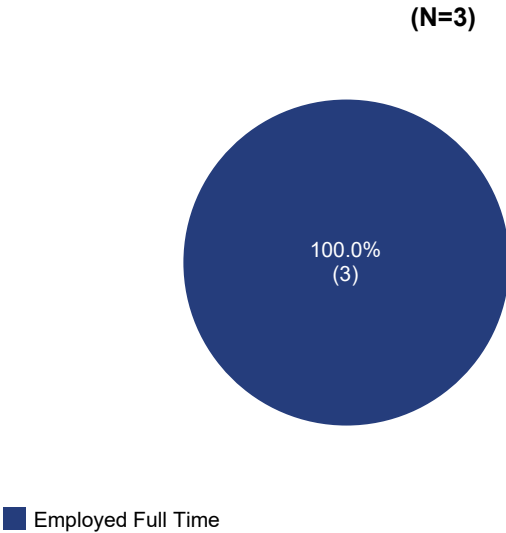

## 2023 Problem Solving Courts

Median Months from Admission to Discharge



Among successful graduates, there was a 0% increase in employment.

100% of the employed successful graduates were employed full time:





DEPARTMENT OF RESEARCH & STATISTICS

KIM NIEVES, PH.D.

DIRECTOR

ANDREW GINDER, MPA

ASSISTANT DIRECTOR

YAN LIU, M.S.

SENIOR STATISTICAL ANALYST

SASANKA ADIKARI, PH.D

DATA SCIENTIST

AMANDA PEREIRA

RESEARCH ASSISTANT