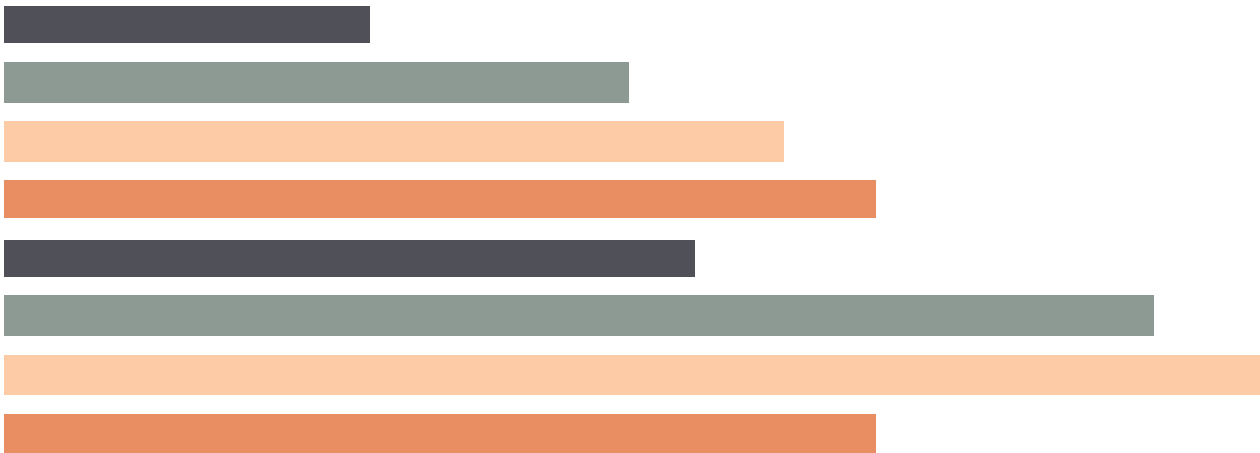
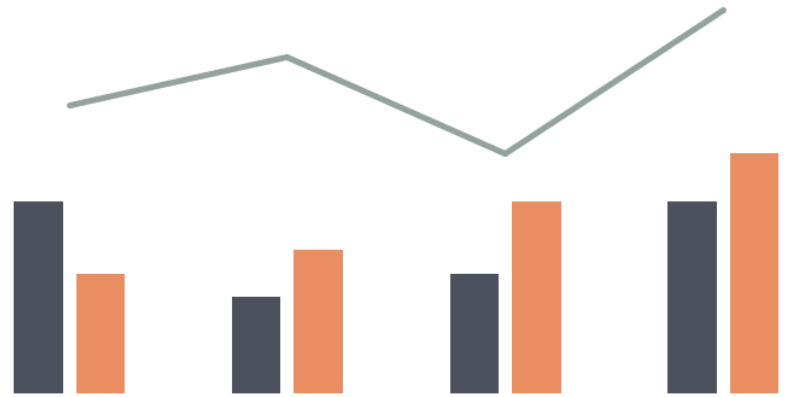


# 2023 Bedford County


Court of Common Pleas  
Caseload Statistics for



We are pleased to provide you with a copy of the 2023 County Caseload Display pages. They can also be viewed on the AOPC webpage at [www.pacourts.us](http://www.pacourts.us) in the *News & Statistics* section under *Research & Statistics*.

Should you have any questions or comments, please do not hesitate to contact me at 717.231.3300.

Sincerely,

A handwritten signature in black ink, appearing to read "Sasanka", written over a horizontal line.

Sasanka Adikari, Ph.D.  
Data Scientist  
Department of Research and Statistics

# Table of Contents

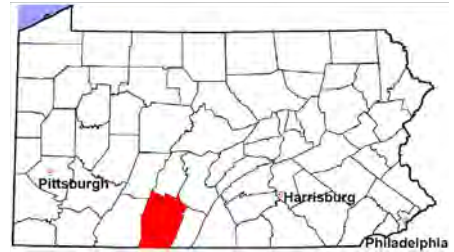
CPCMS Criminal .....	Page 1
CPCMS Criminal - New Cases by Case Type.....	Page 2
Civil.....	Page 3
Civil - Docketed Cases Listed by Case Type.....	Page 4
Protection From Abuse .....	Page 5
Spousal & Child Support and Paternity .....	Page 6
Custody/Partial Custody/Visitation.....	Page 7
Divorce .....	Page 8
Juvenile Dependency - Active Dependent Inventory .....	Page 9
Juvenile Dependency - Adjudicated Dependent Inventory .....	Page 10
Juvenile Delinquency - Cases Pending Disposition.....	Page 11
Juvenile Delinquency - New Cases by Case Type .....	Page 12
Juvenile Delinquency - Formal Dispositions .....	Page 13
Juvenile Delinquency - Informal Dispositions .....	Page 14
Accounts.....	Page 15
Adoptions.....	Page 16
Relinquishments/Terminations .....	Page 17
Appointment of Guardians .....	Page 18
Jury Yield and Utilization .....	Page 19

# Bedford County

2023 Population estimate: 47,350

Class of County: 6th

No. of Common Pleas Court Judgeships: 2



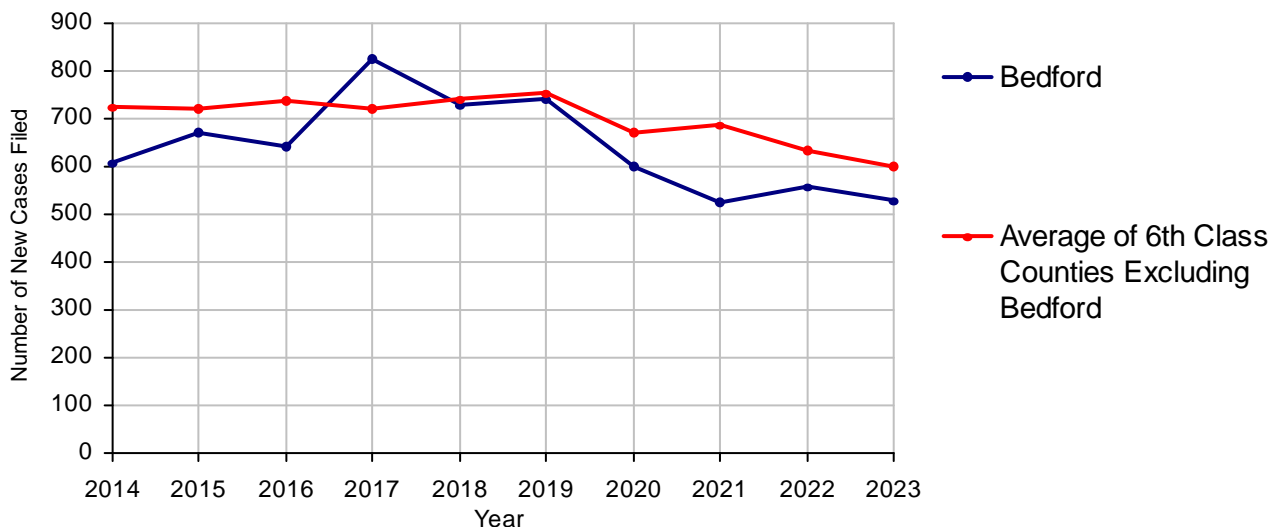
2023 Criminal	No. of Cases
Cases Pending 1/1/2023	312
New Cases Filed in 2023	530
Reopened Cases	25
<b>Cases Available for Processing</b>	<b>867</b>
<b>Processed by:</b>	
Withdrawn/Dismissed	50 7.3%
Diversionsary Disposition*	106 15.5%
Guilty Plea	479 69.9%
Non-Jury Trial	3 0.4%
Jury Trial	8 1.2%
Inactive	32 4.7%
Other	7 1.0%
<b>Total Cases Processed</b>	<b>685 100.0%</b>
<b>Cases Pending 12/31/2023</b>	<b>182</b>
Cases Awaiting Sentencing	42

Age of Pending Cases as of 12/31/2023		
0-60 Days	80	44.0%
61-120 Days	44	24.2%
121-180 Days	24	13.2%
181-240 Days	13	7.1%
241-300 Days	9	4.9%
301-360 Days	5	2.7%
Over 360 Days	7	3.8%
<b>Total</b>	<b>182</b>	<b>100.0%</b>

Data provided by CPCMS

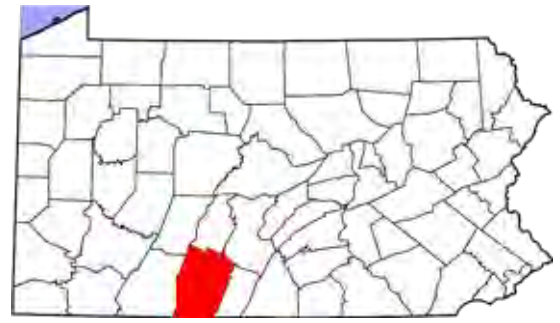
\* Includes other diversionary programs such as Veterans Court.

Criminal New Cases, 2014-2023



# Bedford County

2023 Population: 47,350  
 Class of County: 6th  
 No. of Common Pleas Judgeships: 2

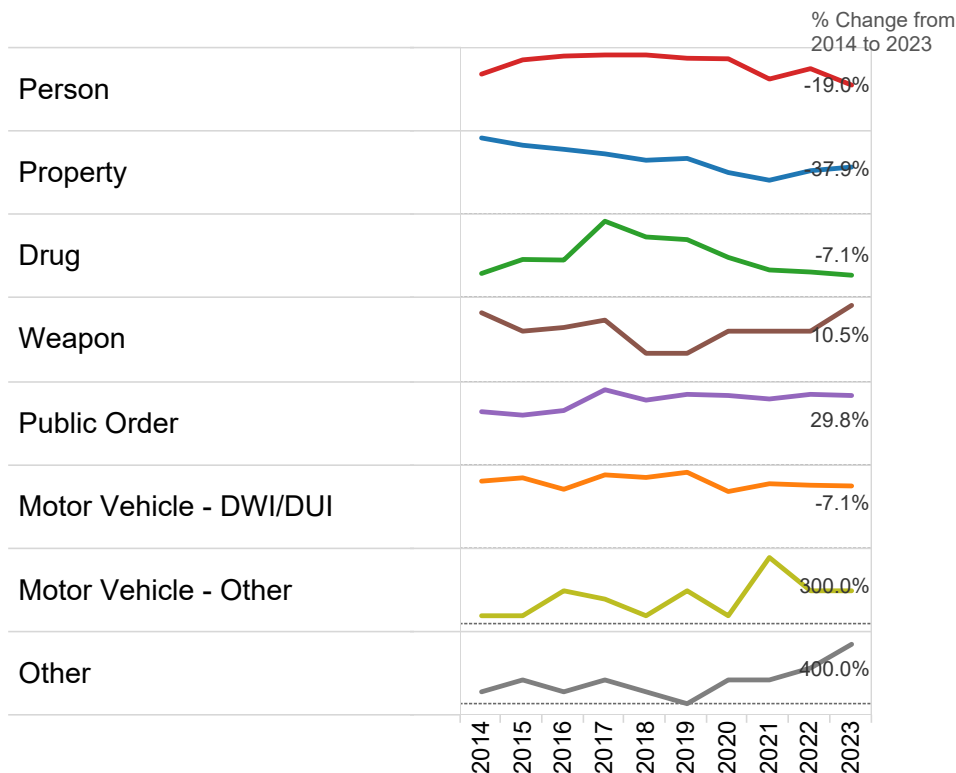


## 2023 Criminal - New Cases by Offense Type

Case Type	Felony	Misdemeanor	Summary	Total	
Person	28	57	0	85	16.0%
Property	56	49	0	105	19.8%
Drug	17	61	0	78	14.7%
Weapon	19	2	0	21	4.0%
Public Order	15	46	0	61	11.5%
Motor Vehicle - DWI/DUI	4	167	0	171	32.3%
Motor Vehicle - Other	1	3	0	4	0.8%
Other	5	0	0	5	0.9%
<b>Total</b>	<b>145</b>	<b>385</b>	<b>0</b>	<b>530</b>	<b>100.0%</b>
	<b>27.4%</b>	<b>72.6%</b>	<b>0.0%</b>	<b>100.0%</b>	

Data provided by CPCMS

### Criminal New Cases by Offense Type, 2014-2023

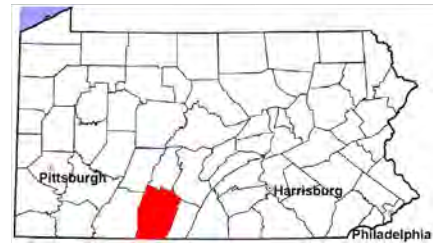


# Bedford County

2023 Population estimate: 47,350

Class of County: 6th

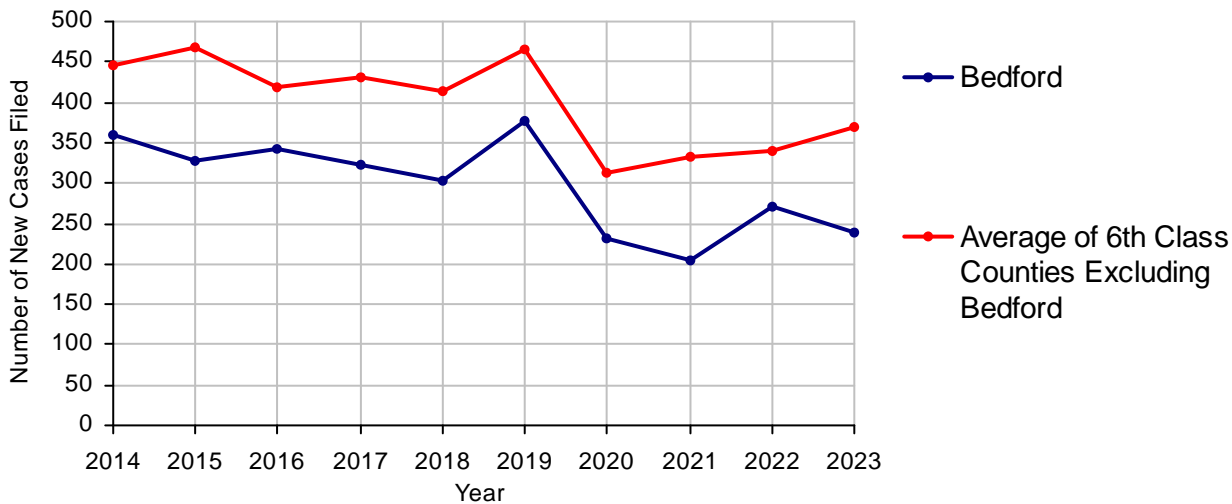
No. of Common Pleas Court Judgeships: 2



2023 Civil	Civil Action	Other	Total
Cases Pending 1/1/2023	396	231	627
Docketed Cases	134	106	240
Arbitration Appeals	0	0	0
Transferred In	0	0	0
Returned to Active	0	0	0
<b>Cases Available for Processing</b>	<b>530</b>	<b>337</b>	<b>867</b>
Processed By:			
Default Judgments	49	37	86
Cases Decided by Arbitration Board	2	0	2
Dispositive Motions	0	0	0
Settlements	11	2	13
Moved to Inactive Status	55	18	73
Transferred/Withdrawn	2	2	4
Dismissed/Discontinued	58	34	92
Administrative Purge	0	0	0
Other	1	0	1
Jury Trial	0	0	0
Non-Jury Trial	0	0	0
<b>Total Cases Processed</b>	<b>178</b>	<b>93</b>	<b>271</b>
<b>Cases Pending 12/31/2023</b>	<b>352</b>	<b>244</b>	<b>596</b>

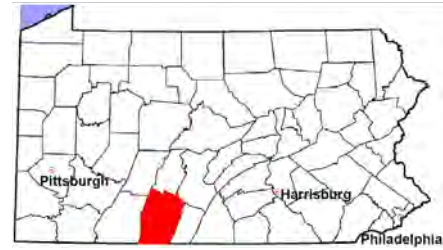
Age of Pending Cases as of 12/31/2023 (Civil Action Only)		
0-6 months	71	20.2%
7-12 months	29	8.2%
13-18 months	36	10.2%
19-24 months	19	5.4%
25-30 months	29	8.2%
31-36 months	12	3.4%
37-42 months	10	2.8%
43-48 months	4	1.1%
49-54 months	14	4.0%
55-60 months	11	3.1%
61-66 months	9	2.6%
67-72 months	5	1.4%
Over 72 months	103	29.3%
<b>Total</b>	<b>352</b>	<b>100.0%</b>

Docketed Cases, 2014-2023



# Bedford County

2023 Population estimate: 47,350  
 Class of County: 6th  
 No. of Common Pleas Court Judgeships: 2



## 2023 Civil - Docketed Cases Listed by Case Type

<b>TORT</b>	<b>13</b>	<b>5.4%</b>	<b>REAL PROPERTY</b>	<b>79</b>	<b>32.9%</b>
<i>(does not include mass tort)</i>			Ejectment*	7	
Intentional	0		Eminent Domain/Condemnation*	1	
Malicious Prosecution	0		Ground Rent	0	
Motor Vehicle	7		Landlord/Tenant Dispute	6	
Nuisance	0		Mortgage Foreclosure:		
Premise Liability	3		Residential*	57	
Product Liability	0		Commercial*	0	
Slander/Libel/Defamation	0		Partition of Real Property*	5	
Other	3		Quiet Title*	1	
<b>MASS TORT</b>	<b>0</b>		Other*	2	
Asbestos	0		<b>CIVIL APPEALS</b>	<b>25</b>	<b>10.4%</b>
Tobacco	0		<i>- Administrative Agencies</i>		
Toxic Tort - DES	0		Board of Assessment*	1	
Toxic Tort - Implant	0		Board of Elections*	0	
Toxic Waste	0		Dept. of Transportation*	16	
Other	0		Zoning Board*	0	
<b>PROFESSIONAL LIABILITY</b>	<b>1</b>	<b>0.4%</b>	Statutory Appeal - Other*	0	
Dental	0		Other*	8	
Legal	0		<b>MISCELLANEOUS</b>	<b>8</b>	<b>3.3%</b>
Medical Malpractice	1		Common Law/		
Other	0		Statutory Arbitration*	0	
<b>CONTRACT</b>	<b>114</b>	<b>47.5%</b>	Declaratory Judgment*	3	
<i>(does not include judgments)</i>			Mandamus*	0	
Buyer Plaintiff	0		Non-Domestic Relations		
Debt Collection: Credit Card	80		Restraining Order*	0	
Debt Collection: Other	29		Quo Warranto*	0	
Employment Dispute: Discrimination	0		Replevin*	3	
Employment Dispute: Other	3		Other*	2	
Other	2		<b>TOTAL DOCKETED CASES:</b>	<b>240</b>	<b>100.0%</b>

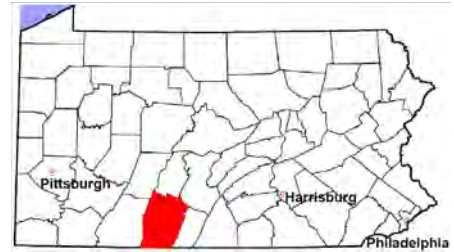
### Of the Docketed Cases:

Pro Se Filings: 1 0.4%      Class Action Suits: 0      MDJ Appeals: 1 0.4%

\*Civil Other

# Bedford County

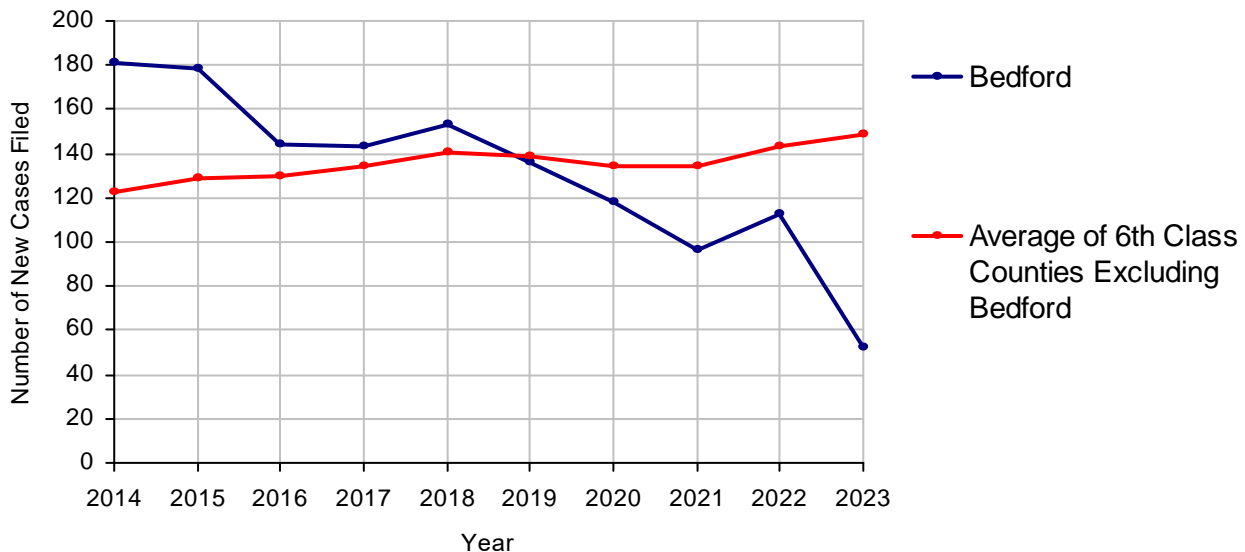
2023 Population estimate: 47,350  
 Class of County: 6th  
 No. of Common Pleas Court Judgeships: 2



## 2023 Protection From Abuse

	No. of Petitions
Cases Pending 1/1/2023	26
New Cases Filed in 2023	52
<i>Of these, Petitions Requesting Temporary Orders: 52 (100.0%)</i>	
<i>Temporary Orders DENIED: 5 (9.6%), Temporary Orders GRANTED: 47 (90.4%)</i>	
<b>Cases Available for Processing</b>	<b>78</b>
Processed By:	
Temporary Order DENIED After Ex Parte Hearing and No Evidentiary Hearing Scheduled	0
Temporary Order DISMISSED After Evidentiary Hearing and No Final Order Entered	1 1.6%
Final Order DENIED After Evidentiary Hearing Before a Judge or a Judicial Officer	0
Final Order GRANTED After Evidentiary Hearing Before a Judge or a Judicial Officer	7 11.3%
Plaintiff Did Not Appear For Evidentiary Hearing	8 12.9%
Final Order by STIPULATION OR AGREEMENT Between the Parties	28 45.2%
Petition WITHDRAWN by Plaintiff	18 29.0%
TRANSFERRED to Another Jurisdiction	0
Other	0
<b>Cases Processed</b>	<b>62 100.0%</b>
<b>Cases Pending 12/31/2023</b>	<b>16</b>

PFA New Cases Filed, 2014-2023



Note. The average of 6th class counties for 2023 excludes Tioga County due to unavailable data.

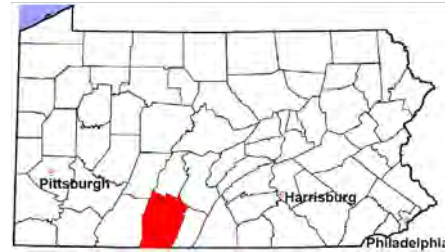


# Bedford County

2023 Population estimate: 47,350

Class of County: 6th

No. of Common Pleas Court Judgeships: 2



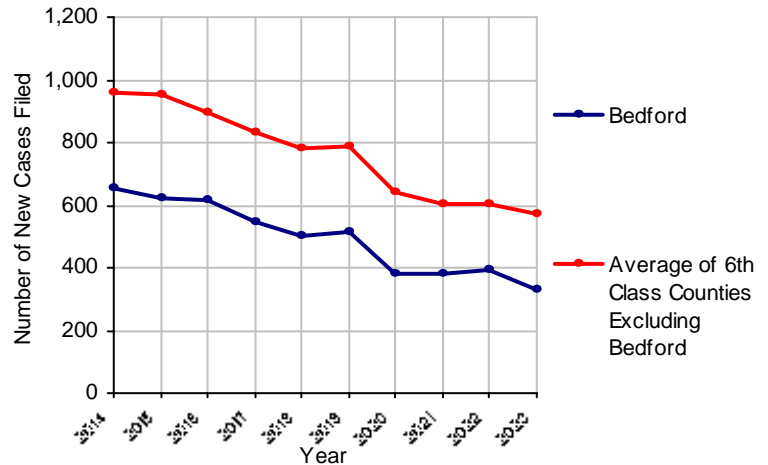
2023 Spousal & Child Support	No. of Petitions
Cases Pending 1/1/2023	87
New Cases Filed in 2023	332
Dockets Transferred In (+)	3
Dockets Transferred Out (-)	2
<b>Cases Available for Processing</b>	<b>420</b>
Processed By:	
Judge	44 12.7%
Intake Officer	302 87.3%
Hearing Officer	0
Other	0
<b>Cases Processed</b>	<b>346 100.0%</b>
<b>Cases Pending 12/31/2023</b>	<b>74</b>

Data provided by PACSES

2023 Paternity	No. of Cases
<b>Acknowledgements Filed:</b>	
Non-Domestic Relations Section	42 84.0%
During Conference	8 16.0%
Non-Stipulated (post genetic test)	0
Pre-Trial Conference	0
<b>Total</b>	<b>50 100.0%</b>
<b>Established:</b>	
Stipulated by Genetic Tests	3 17.6%
Default - Father Failed to Appear	0
Adjudication by Court Proceeding	0
Out of State	14 82.4%
<b>Total</b>	<b>17 100.0%</b>
<b>Cases Pending 12/31/2023</b>	<b>11</b>

Data provided by PACSES

Spousal & Child Support New Cases Filed, 2014-2023



## DEFINITIONS:

### ACKNOWLEDGEMENTS FILED:

**NON-DOMESTIC RELATIONS SECTION:** The voluntary Acknowledgement of Paternity by the alleged father.  
**DURING CONFERENCE:** The alleged father signed the Acknowledgement of Paternity-Waiver of Trial (PE-010) at the initial child support conference.  
**NON-STIPULATED (POST GENETIC TEST):** The alleged father signed the Acknowledgement of Paternity-Waiver of Trial after genetic tests were conducted and resulted in the alleged father being determined to be the biological father.  
**PRE-TRIAL CONFERENCE:** The alleged father signed the Acknowledgement of Paternity-Waiver of Trial at the pre-trial conference.

### ESTABLISHED:

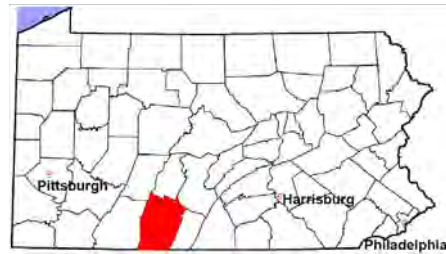
**STIPULATED BY GENETIC TESTS:** The alleged father requested genetic tests and signed a stipulation that if the test results had a 99% or higher probability of paternity then the alleged father would be stipulated as the biological father of the child.  
**DEFAULT - FATHER FAILED TO APPEAR:** The alleged father failed to appear after being served for either a support conference, hearing, or genetic test and a default paternity order was entered by the court.  
**ADJUDICATION BY COURT PROCEEDING:** The alleged father was determined to be the biological father of the child through a court proceeding.  
**OUT OF STATE:** Paternity was established in another state, "Out of state only".

# Bedford County

2023 Population Estimate: 47,350

Class of County: 6th

No. of Common Pleas Court Judgeships: 2



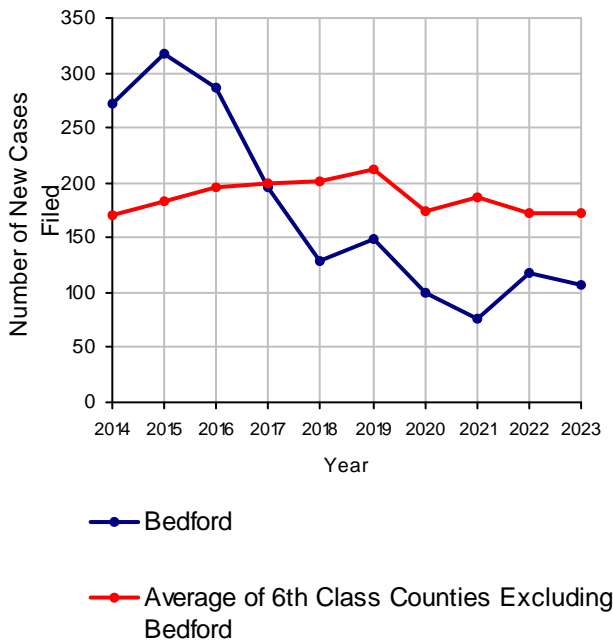
## 2023 Custody/Partial Custody/Visitation

No. of Petitions

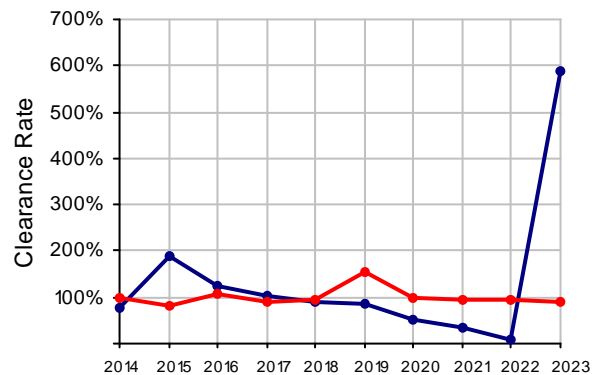
Cases Pending 1/1/2023	586 <sup>(R)</sup>	
New Cases Filed in 2023	107	
<b>Cases Available for Processing</b>	<b>693</b>	
Processed By:		
Judge	566	90.0%
Non-Judicial Officer	8	1.3%
Administrative Review/Purge	0	
Other	55	8.7%
<b>Cases Processed</b>	<b>629</b>	<b>100.0%</b>
<b>Cases Pending 12/31/2023</b>	<b>64</b>	

(R) - Revised

Custody/Partial Custody/Visitation New Cases Filed, 2014-2023

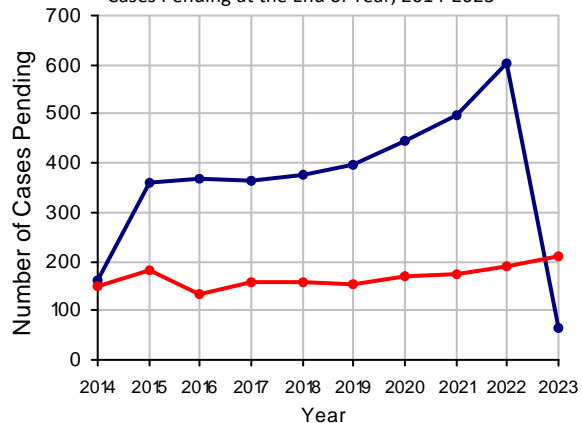


Clearance Rate, 2014-2023



Note: Clearance Rate = Cases Processed / New Cases Filed

Cases Pending at the End of Year, 2014-2023

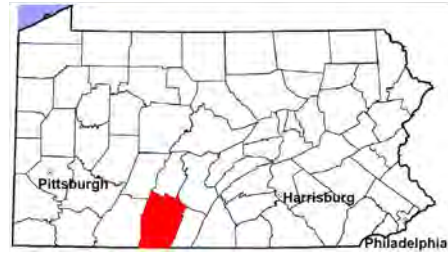


# Bedford County

2023 Population estimate: 47,350

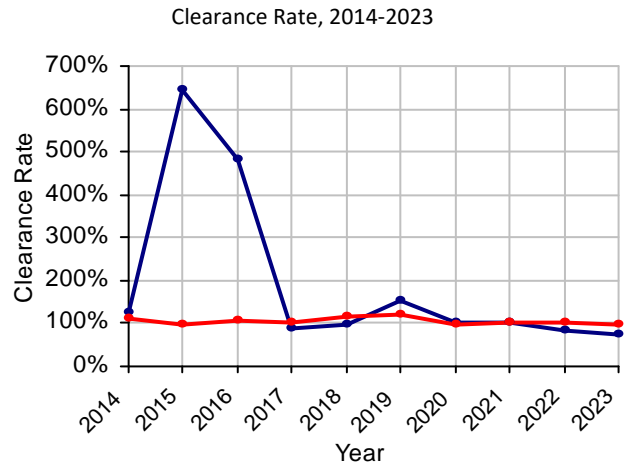
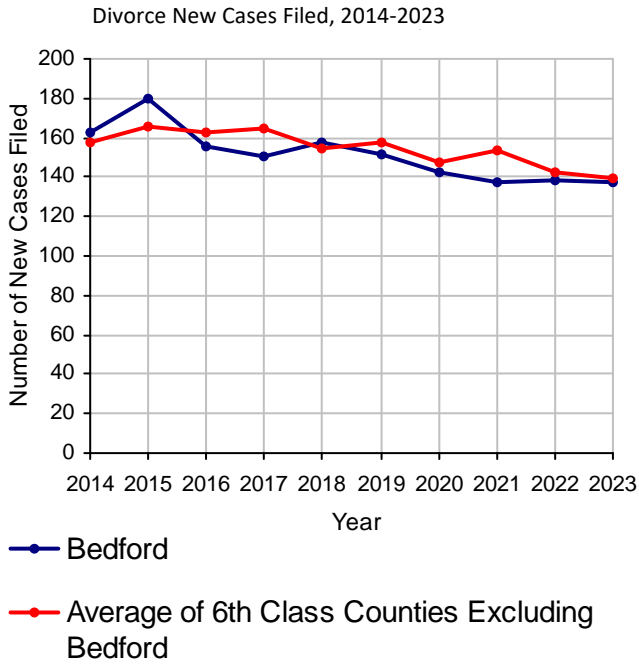
Class of County: 6th

No. of Common Pleas Court Judgeships: 2

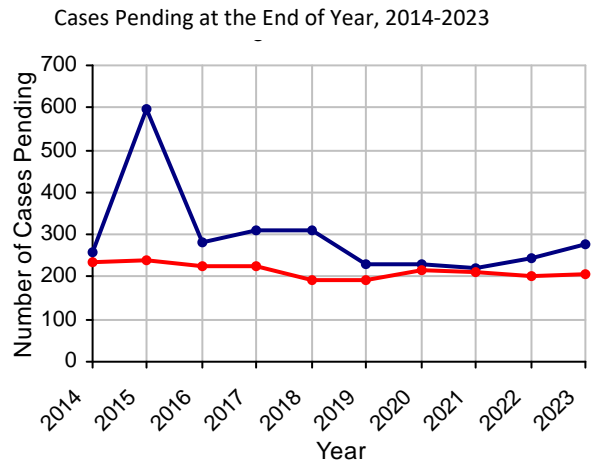


## 2023 Divorce

	No. of Petitions	
Cases Pending 1/1/2023	245	
New Cases Filed in 2023	137	
<b>Cases Available for Processing</b>	<b>382</b>	
Processed By:		
Contested Before a Judge	72	69.2%
Contested Before a Non-Judicial Officer	1	1.0%
Uncontested	29	27.9%
Administrative Review/Purge	0	
Other	2	1.9%
<b>Cases Processed</b>	<b>104</b>	<b>100.0%</b>
<b>Cases Pending 12/31/2023</b>	<b>278</b>	

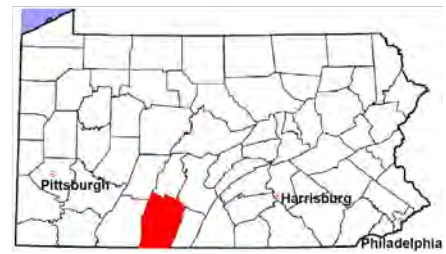


Note: Clearance Rate = Cases Processed / New Cases Filed



# Bedford County

2023 Population estimate: 47,350  
 Class of County: 6th  
 No. of Common Pleas Court Judgeships: 2

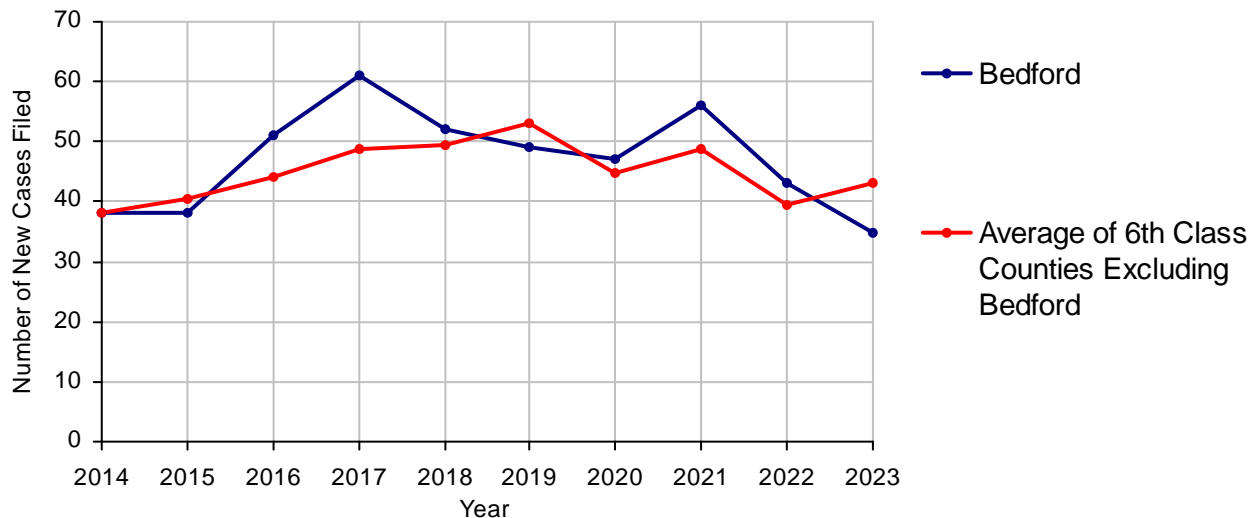


## 2023 Juvenile Dependency - Petitions Pending Adjudication

	Abuse/ Neglect	Status Offenses	Total
Cases Pending 1/1/2023	2	0	2
New Petitions Filed in 2023	34	1	35
Other	13	0	13
<b>Total Petitions Available for Processing</b>	<b>49</b>	<b>1</b>	<b>50</b>
Processed by:			
Adjudicated Dependent			
Judge	29	0	29
Juvenile Court Hearing Officer	0	0	0
Adjudicated NOT Dependent			
Judge	0	0	0
Juvenile Court Hearing Officer	0	0	0
Withdrawn/Dismissed/Inactive	15	0	15
Other	0	1	1
<b>Total Petitions Processed</b>	<b>44</b>	<b>1</b>	<b>45</b>
<b>Cases Pending 12/31/2023</b>	<b>5</b>	<b>0</b>	<b>5</b>

Data provided by CPCMS

Abuse/Neglect and Status Offenses New Cases Filed, 2014-2023

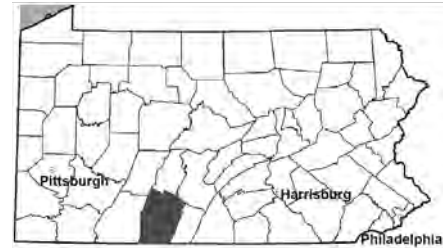


# Bedford County

2023 Population estimate: 47,350

Class of County: 6th

No. of Common Pleas Court Judgeships: 2



## 2023 Juvenile Dependency - Adjudicated Dependent Inventory

	Abuse/ Neglect		Status Offenses		Total
Cases Pending 1/1/2023	44		0		44
New Adjudicated Dependent Cases	29		0		29
Other	0		0		0
<b>Total Adjudicated Dependent Cases</b>	<b>73</b>		<b>0</b>		<b>73</b>
<b><u>Court Supervision Terminated:</u></b>					
Family Reunification	19	44.2%	0		19 44.2%
Adoption	6	14.0%	0		6 14.0%
Placement with a Relative/Guardian	13	30.2%	0		13 30.2%
Aged Out	3	7.0%	0		3 7.0%
Other Permanency Outcomes*	1	2.3%	0		1 2.3%
Other**	1	2.3%	0		1 2.3%
<b>Total Adjudicated Dependent Cases Terminated</b>	<b>43</b>	<b>100.0%</b>	<b>0</b>	<b>100.0%</b>	<b>43 100.0%</b>
<b>Cases Pending 12/31/2023</b>	<b>30</b>		<b>0</b>		<b>30</b>

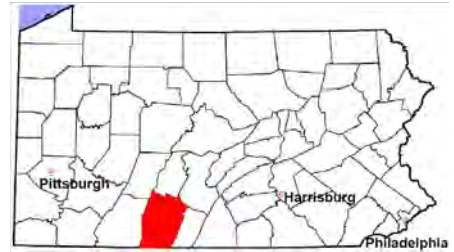
Data provided by CPCMS

\* Other Permanency Outcomes include: adjudicated delinquent, death due to natural causes, emancipation, permanent living arrangement, and parent has come forward.

\*\* Other includes cases where court supervision is terminated due to transfer out of jurisdiction, withdrawal and administrative closure.

# Bedford County

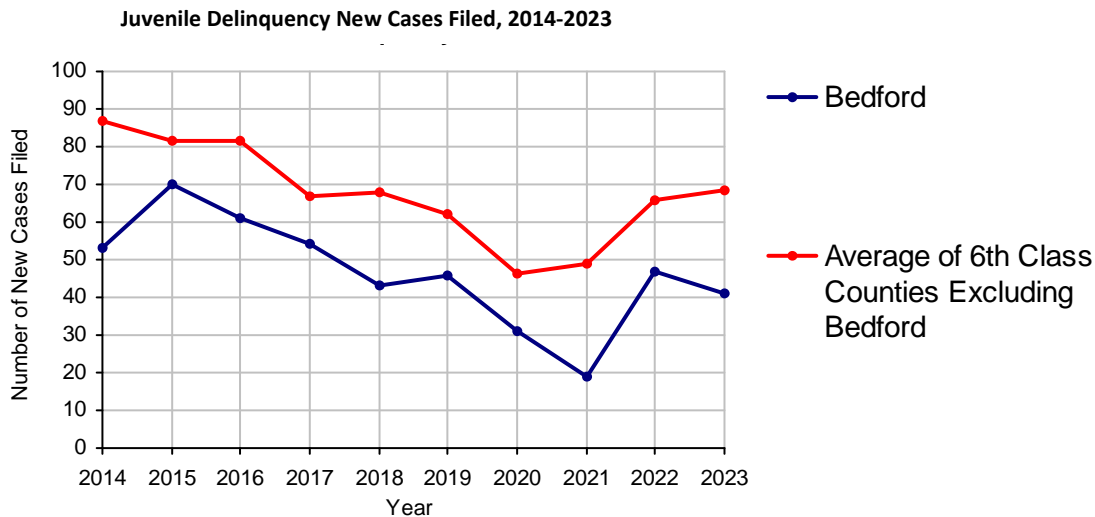
2023 Population estimate: 47,350  
 Class of County: 6th  
 No. of Common Pleas Court Judgeships: 2



## 2023 Juvenile Delinquency - Cases Pending Disposition

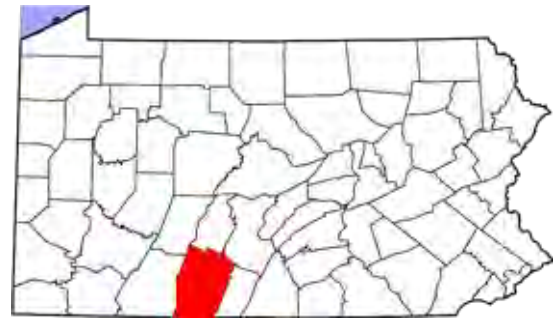
<b>Begin Pending</b>	<b>16</b>
New Cases	41
Consent Decree Revoked	2
Informal Adjustment Program Revoked	0
Alternative Program Revoked	0
Warrant Returned	0
Other	1
<b>Total Cases Available for Disposition</b>	<b>60</b>
<b>Warrant Issued</b>	<b>0</b>
<b>Disposed by:</b>	
Adjudicated Delinquent by a Judge	20
Adjudicated Delinquent by a Juvenile Court Hearing Officer	0
Consent Decree Entered	10
Informal Adjustment Program Entered	0
Warned and Counseled (Pre-Petition)	0
Dismissed/Withdrawn/Transferred	6
Transferred to Criminal Court	0
Other	0
<b>Total Cases Disposed</b>	<b>36</b>
<b>End Pending</b>	<b>24</b>

Data provided by CPCMS



# Bedford County

2023 Population: 47,350  
 Class of County: 6th  
 No. of Common Pleas Judgeships: 2

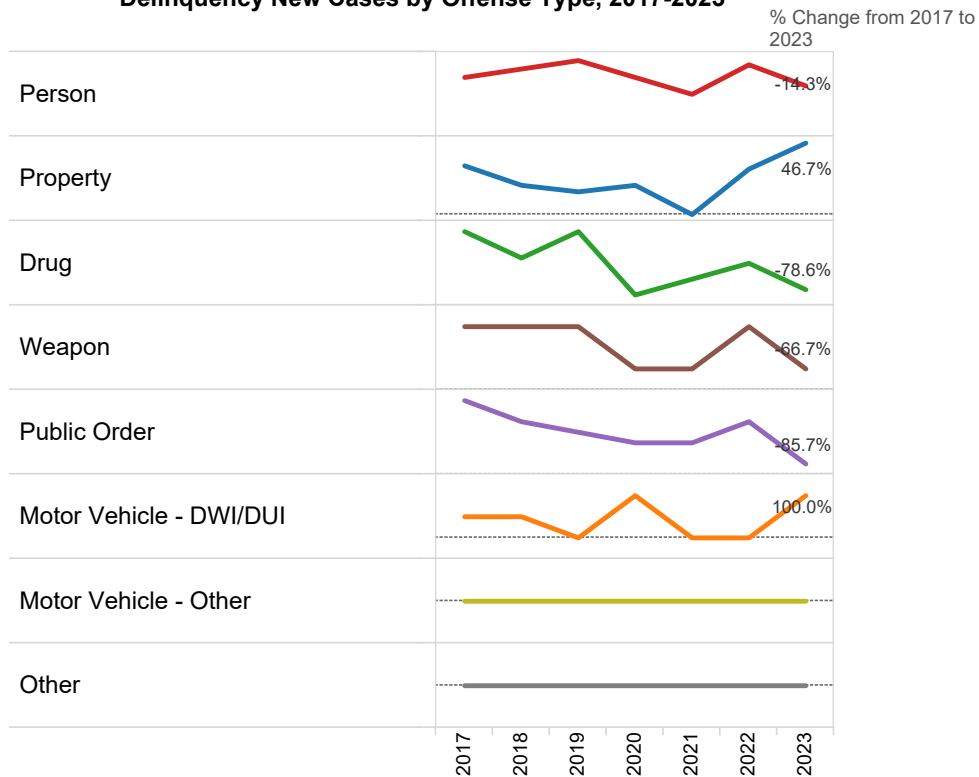


## 2023 Delinquency - New Cases by Offense Type

Case Type	Felony	Misdemeanor	Summary	Total	
Person	4	8	0	12	29.3%
Property	8	14	0	22	53.7%
Drug	0	3	0	3	7.3%
Weapon	0	1	0	1	2.4%
Public Order	0	1	0	1	2.4%
Motor Vehicle - DWI/DUI	0	2	0	2	4.9%
Motor Vehicle - Other	0	0	0	0	0.0%
Other	0	0	0	0	0.0%
<b>Total</b>	<b>12</b>	<b>29</b>	<b>0</b>	<b>41</b>	<b>100.0%</b>
	<b>29.3%</b>	<b>70.7%</b>	<b>0.0%</b>	<b>100.0%</b>	

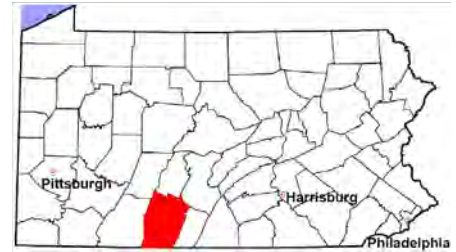
Data provided by CPCMS

### Delinquency New Cases by Offense Type, 2017-2023



# Bedford County

2023 Population estimate: 47,350  
Class of County: 6th  
No. of Common Pleas Court Judgeships: 2



---

## 2023 Juvenile Delinquency - Formal Dispositions

---

<b>Begin Pending</b>	<b>99</b>
Adjudicated Delinquent by a Judge	20
Adjudicated Delinquent by a Juvenile Court Hearing Officer	0
Warrant Returned	1
Other	0
<b>Total Adjudicated Delinquent Cases</b>	<b>120</b>
<b>Warrant Issued</b>	<b>1</b>
<b>Court Supervision Terminated:</b>	
Conditions Satisfied	18
Compelling Reasons	11
Reached Age 21	1
Transferred to Another Juvenile Court	0
Other	1
<b>Total Adjudicated Delinquent Cases Terminated</b>	<b>31</b>
<b>End Pending</b>	<b>88</b>

---

(R) - Revised  
Data provided by CPCMS

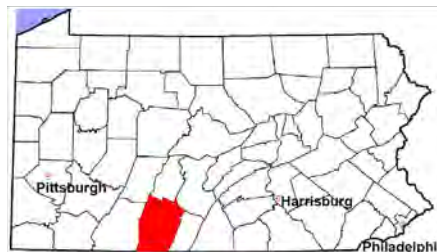


# Bedford County

2023 Population estimate: 47,350

Class of County: 6th

No. of Common Pleas Court Judgeships: 2



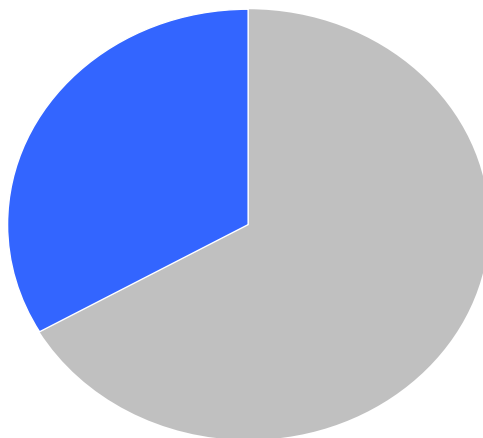
## 2023 Juvenile Delinquency - Informal Dispositions

<b>Pending Consent Decrees</b>	<b>44</b>
<b>Pending Informal Adjustments</b>	<b>0</b>
New Consent Decrees	10
<b>New Informal Adjustments</b>	<b>0</b>
Warrant Returned	0
<b>Other</b>	<b>0</b>
<b>Cases Informally Disposed</b>	<b>54</b>
<b>Warrant Issued</b>	<b>0</b>
<b>Terminated by:</b>	
Consent Decree Completed	1
<b>Informal Adjustment Completed</b>	<b>0</b>
Consent Decree Revoked	2
Informal Adjustment Program Revoked	0
<b>Other</b>	<b>6</b>
<b>Total Informally Disposed Cases Terminated</b>	<b>9</b>
<b>End Pending</b>	<b>45</b>

(R) - Revised

Data provided by CPCMS

Informal Dispositions: **33%**



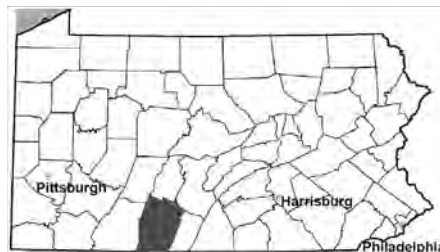
Delinquency Cases are disposed either formally, at a proceeding held before a judge or hearing officer, or informally without a proceeding. Informal dispositions include informal adjustments supervised by a juvenile probation officer; consent decrees agreed upon with the District Attorney after a petition is filed; or other pre-petition process by the juvenile probation department.

# Bedford County

2023 Population estimate: 47,350

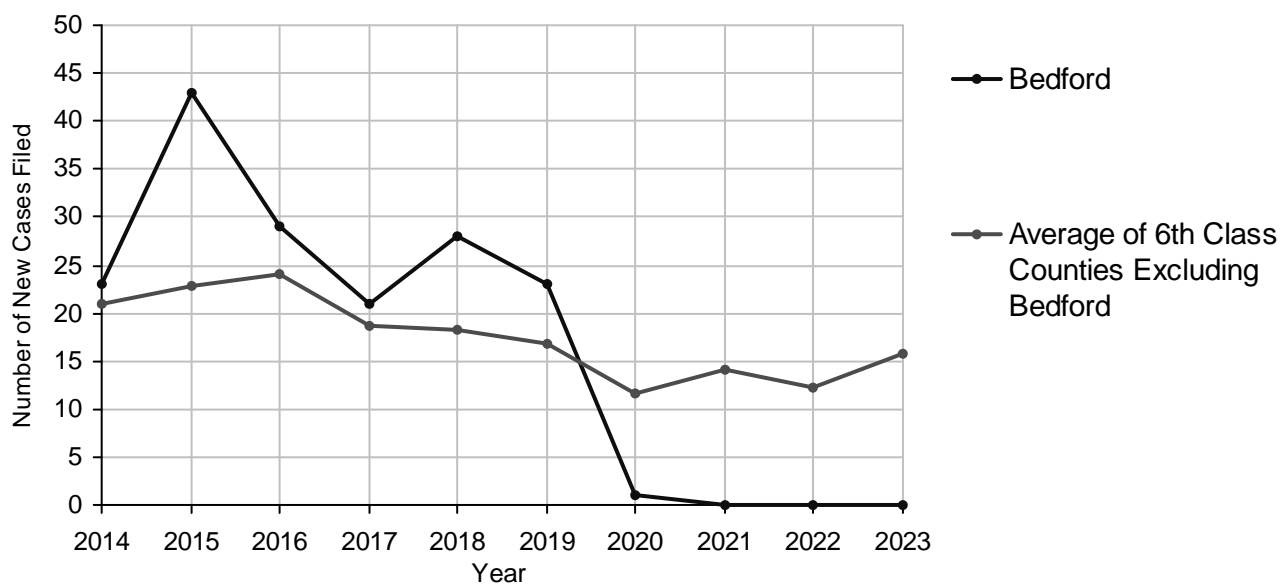
Class of County: 6th

No. of Common Pleas Court Judgeships: 2



<b>2023 Accounts</b>	<b>No. of Cases</b>
Cases Pending 1/1/2023	3
New Cases Filed in 2023	0
<b>Cases Available for Processing</b>	<b>3</b>
Processed By:	
Contested before a Judge	0
Contested before a Non-Judicial Officer	0
Uncontested	0
Other	0
<b>Cases Processed</b>	<b>0</b>
<b>Cases Pending 12/31/2023</b>	<b>3</b>

Accounts New Cases Filed, 2014-2023

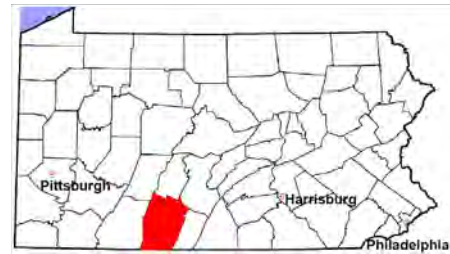


# Bedford County

2023 Population estimate: 47,350

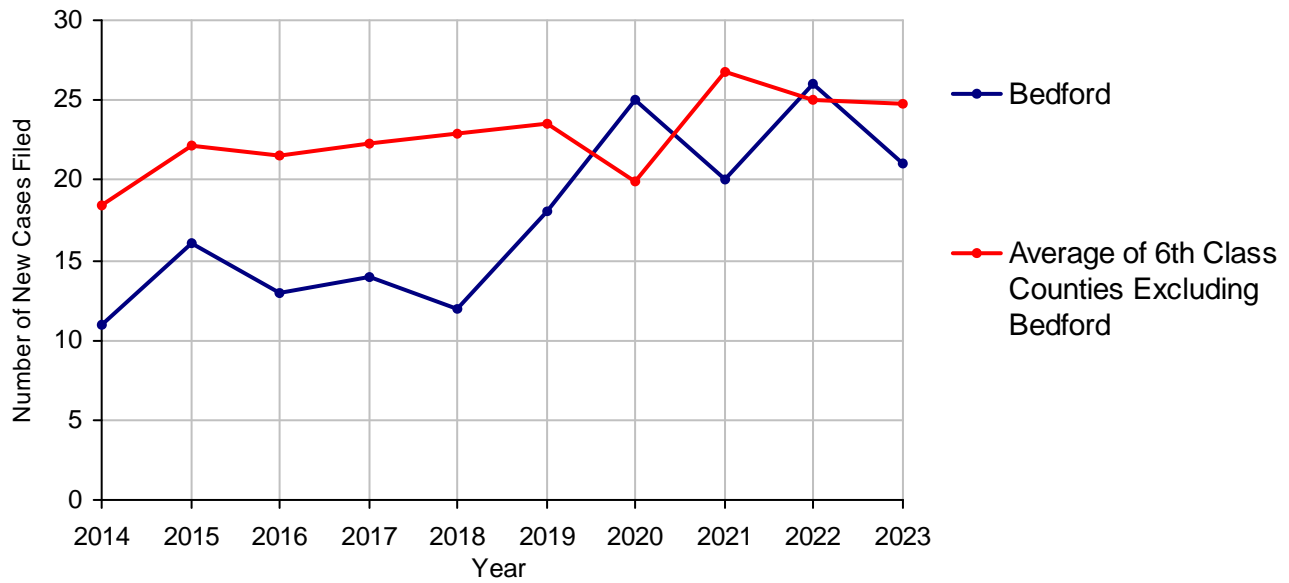
Class of County: 6th

No. of Common Pleas Court Judgeships: 2



<b>2023 Adoptions</b>		<b>No. of Cases</b>	
Cases Pending 1/1/2023		2	
New Cases Filed in 2023		21	
<b>Cases Available for Processing</b>		<b>23</b>	
Processed By:			
Contested before a Judge	Granted	0	
	Denied	0	
Uncontested	Granted	23	100.0%
	Denied	0	
Other		0	
<b>Cases Processed</b>		<b>23</b>	<b>100.0%</b>
<b>Cases Pending 12/31/2023</b>		<b>0</b>	

Adoptions New Cases Filed, 2014-2023

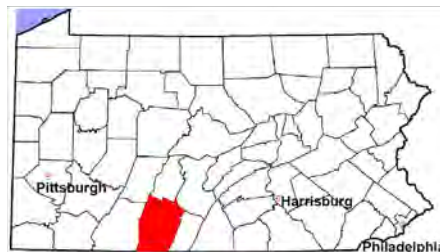


# Bedford County

2023 Population estimate: 47,350

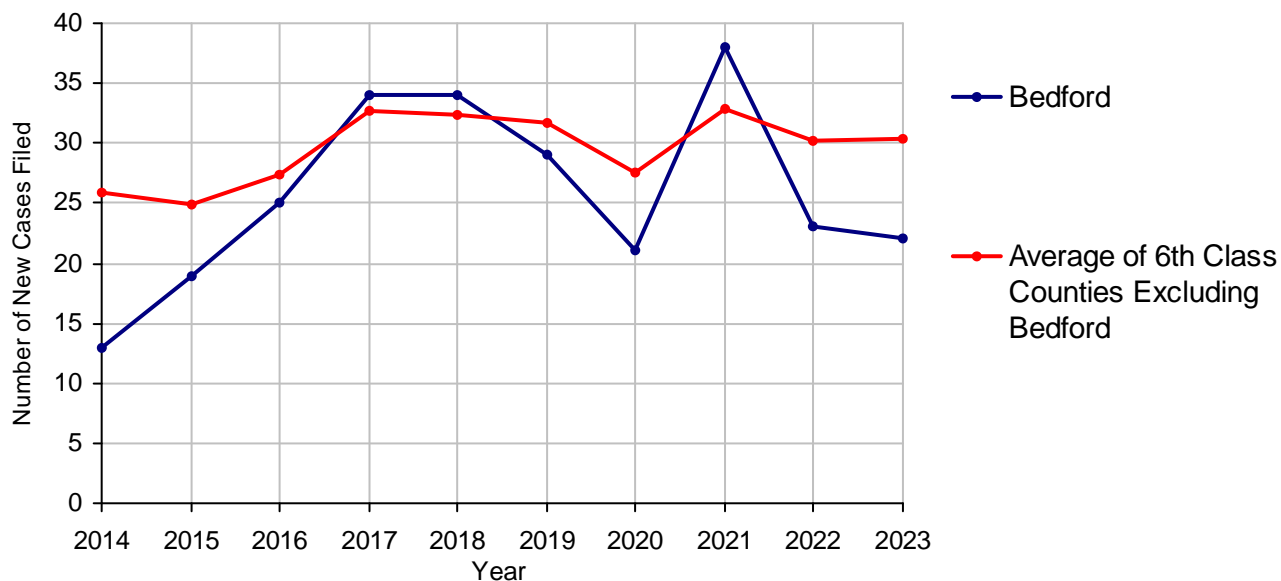
Class of County: 6th

No. of Common Pleas Court Judgeships: 2



<b>2023 Relinquishments/Terminations</b>	<b>No. of Cases</b>	
Cases Pending 1/1/2023	1	
New Cases Filed in 2023	22	
<b>Cases Available for Processing</b>	<b>23</b>	
Processed By:		
Contested before a Judge	0	
Uncontested	22	100.0%
Other	0	
<b>Cases Processed</b>	<b>22</b>	<b>100.0%</b>
<b>Cases Pending 12/31/2023</b>	<b>1</b>	

Relinquishments/Terminations New Cases Filed, 2014-2023

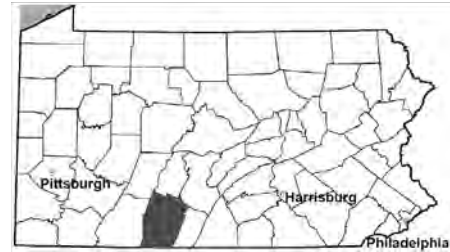


# Bedford County

2023 Population estimate: 47,350

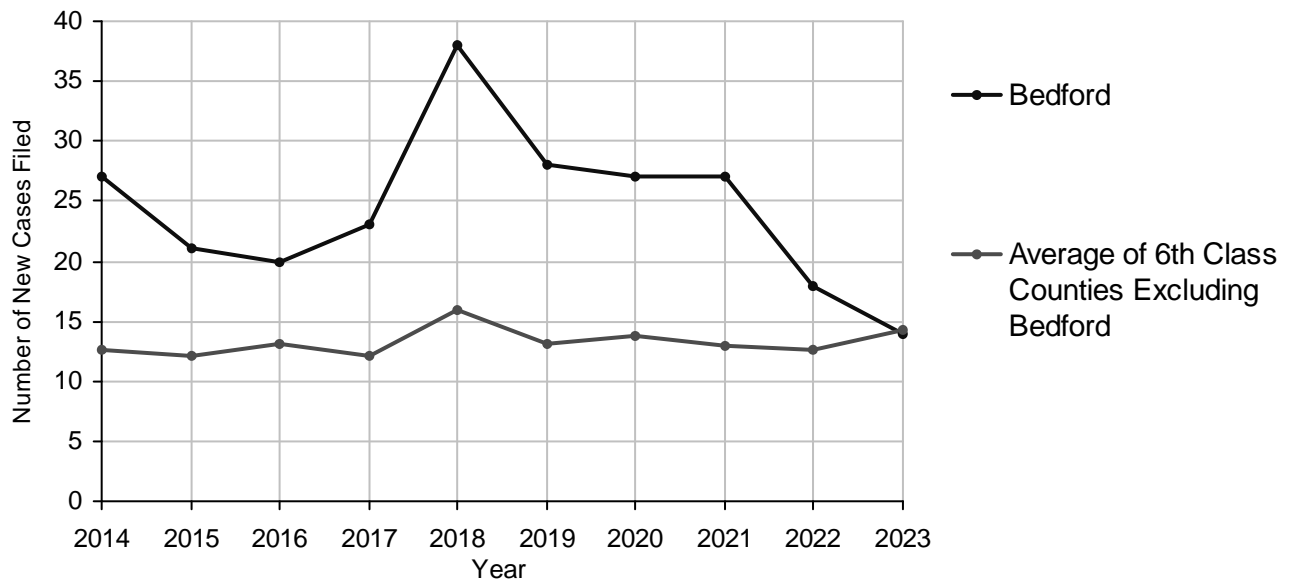
Class of County: 6th

No. of Common Pleas Court Judgeships: 2

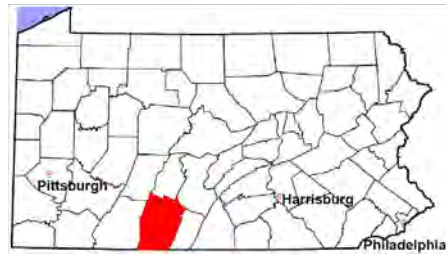


<b>2023 Appointment of Guardians</b>		<b>No. of Cases</b>
Cases Pending 1/1/2023		22
New Cases Filed in 2023		14
<b>Cases Available for Processing</b>		<b>36</b>
Processed By:		
Contested before a Judge		0
Uncontested	3	100.0%
Other		0
<b>Cases Processed</b>	<b>3</b>	<b>100.0%</b>
<b>Cases Pending 12/31/2023</b>		<b>33</b>

Appointment of Guardians New Cases Filed, 2014-2023



# Bedford County



2023 Population estimate: 47,350  
 Class of County: 6th  
 No. of Common Pleas Court Judgeships: 2

## 2023 Jury Yield and Utilization

### Jury Yield

Qualification Questionnaires/Summonses Mailed:	1,152	A		
Returned Undeliverable:	0	B		
Not Responded to:	1	C	0.1%	Of Qualification Questionnaires/ Summonses Mailed
the Number of Prospective Jurors:				
Disqualified:	5	D	0.4%	
Exempted:	86	E	7.5%	
Excused:	65	F	5.6%	
Deferred to New Term:	160	G	13.9%	
Deferred from Previous Term:	160	H	13.9%	
<b>Total Number of Qualified Jurors Available for Service:</b>	<b>995</b>	<b>I</b>	<b>86.4%</b>	

$I = A - B - C - D - E - F - G + H$

### Jury Utilization

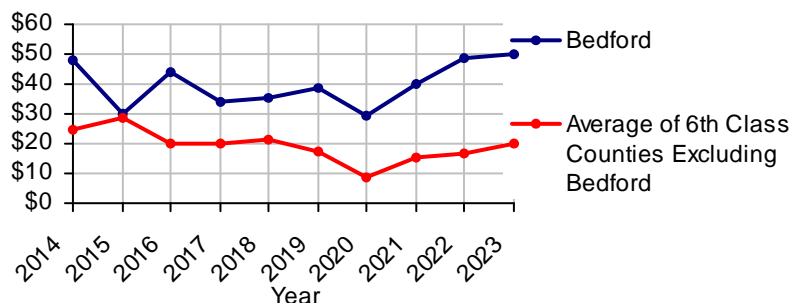
the Number of Jurors:				
Reporting for Service:	676		67.9%	Of Jurors Qualified and Available
Told Not to Report for Service:	158		15.9%	
Sent to Courtroom for Jury Selection (Voir Dire):	676		100.0%	Of Jurors Reporting for Service
Impaneled or Sworn (jurors/alternates):	156		23.1%	
Removed for Cause/Hardship:	72			
Removed by Peremptory Challenge:	114			
Number of Jury Trials Started:	8			
Pool Days:	8			
Zero Panel Days:	0			(Of Pool Days)

### Jury Costs

<b>Total Annual Budget for Juror Operations:</b>	<b>\$57,606.00</b>	<b>J</b>
<b>Average Cost Per Juror:</b>	<b>\$50.01</b>	<b>K</b>

$K = J/A$

Average Cost Per Juror, 2014-2023





DEPARTMENT OF RESEARCH & STATISTICS

KIM NIEVES, PH.D.

DIRECTOR

ANDREW GINDER, MPA

ASSISTANT DIRECTOR

YAN LIU, M.S.

SENIOR STATISTICAL ANALYST

SASANKA ADIKARI, PH.D

DATA SCIENTIST

AMANDA PEREIRA

RESEARCH ASSISTANT