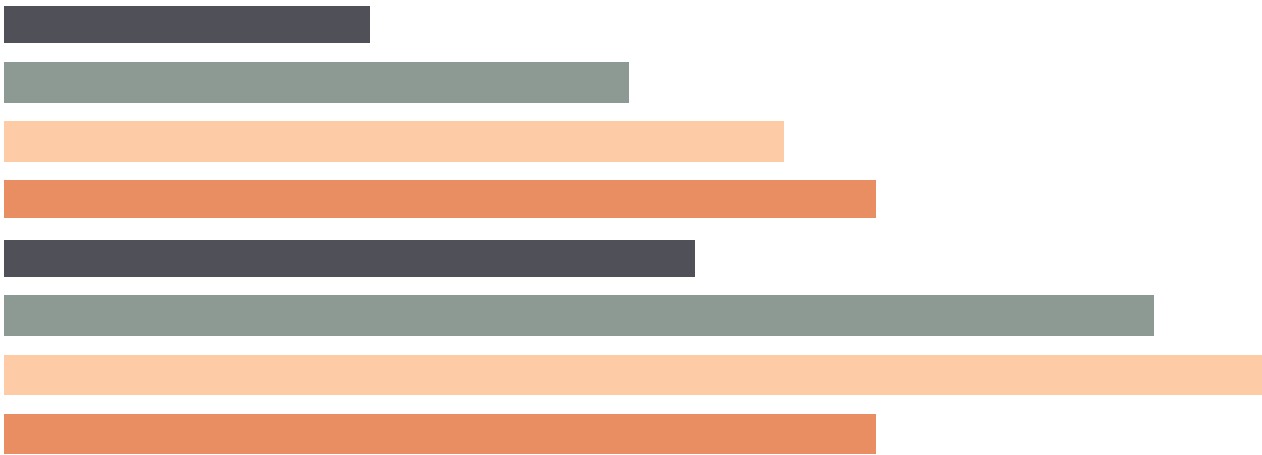
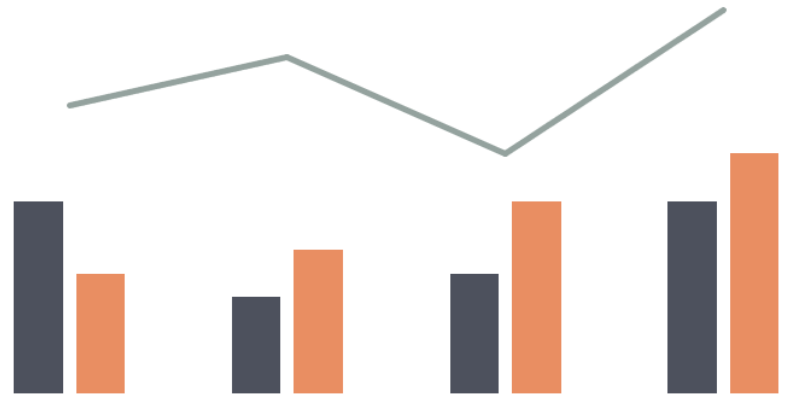


2023 Bucks County


Court of Common Pleas
Caseload Statistics for



We are pleased to provide you with a copy of the 2023 County Caseload Display pages. They can also be viewed on the AOPC webpage at www.pacourts.us in the *News & Statistics* section under *Research & Statistics*.

Should you have any questions or comments, please do not hesitate to contact me at 717.231.3300 .

Sincerely,

A handwritten signature in black ink, appearing to read "Sasanka", written over a horizontal line.

Sasanka Adikari, Ph.D.
Data Scientist
Department of Research and Statistics

Table of Contents

CPCMS Criminal	Page 1
CPCMS Criminal - New Cases by Case Type.....	Page 2
Civil.....	Page 3
Civil - Docketed Cases Listed by Case Type.....	Page 4
Protection From Abuse	Page 5
Spousal & Child Support and Paternity	Page 6
Custody/Partial Custody/Visitation.....	Page 7
Divorce	Page 8
Juvenile Dependency - Active Dependent Inventory	Page 9
Juvenile Dependency - Adjudicated Dependent Inventory	Page 10
Juvenile Delinquency - Cases Pending Disposition.....	Page 11
Juvenile Delinquency - New Cases by Case Type	Page 12
Juvenile Delinquency - Formal Dispositions	Page 13
Juvenile Delinquency - Informal Dispositions	Page 14
Accounts.....	Page 15
Adoptions.....	Page 16
Relinquishments/Terminations	Page 17
Appointment of Guardians	Page 18
Jury Yield and Utilization	Page 19
Problem Solving Courts.....	Pages 20-21

Bucks County

2023 Population estimate: 645,984

Class of County: 2A

No. of Common Pleas Court Judgeships: 15



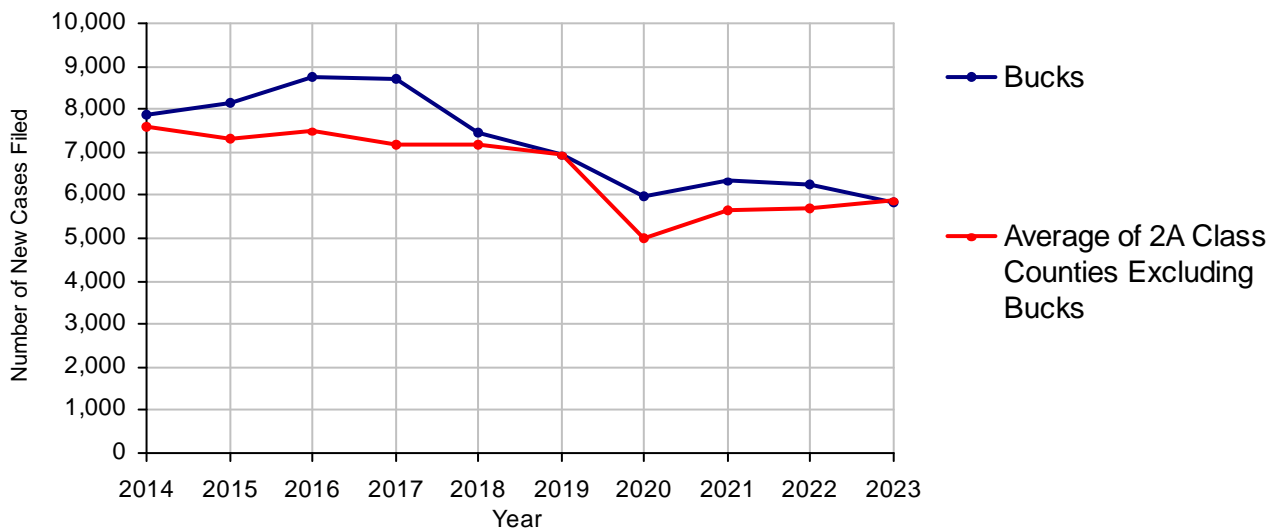
2023 Criminal	No. of Cases
Cases Pending 1/1/2023	2,685
New Cases Filed in 2023	5,825
Reopened Cases	1,111
Cases Available for Processing	9,621
Processed by:	
Withdrawn/Dismissed	460 6.3%
Diversionsary Disposition*	1,245 17.1%
Guilty Plea	4,536 62.3%
Non-Jury Trial	80 1.1%
Jury Trial	40 0.5%
Inactive	887 12.2%
Other	33 0.5%
Total Cases Processed	7,281 100.0%
Cases Pending 12/31/2023	2,340
Cases Awaiting Sentencing	217

Age of Pending Cases as of 12/31/2023		
0-60 Days	864	36.9%
61-120 Days	658	28.1%
121-180 Days	274	11.7%
181-240 Days	152	6.5%
241-300 Days	101	4.3%
301-360 Days	47	2.0%
Over 360 Days	244	10.4%
Total	2,340	100.0%

Data provided by CPCMS

* Includes other diversionsary programs such as Veterans Court.

Criminal New Cases, 2014-2023



Bucks County

2023 Population: 645,984

Class of County: 2A

No. of Common Pleas Judgeships: 15

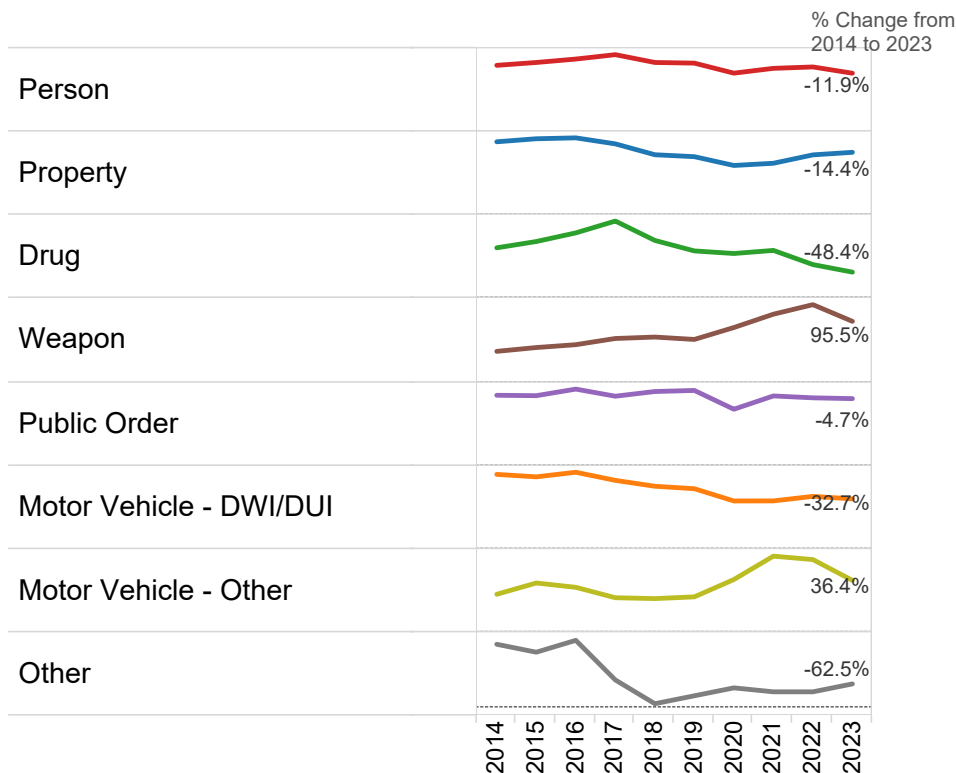


2023 Criminal - New Cases by Offense Type

Case Type	Felony	Misdemeanor	Summary	Total	
Person	231	484	2	717	12.3%
Property	918	913	2	1,833	31.5%
Drug	118	823	0	941	16.2%
Weapon	92	37	0	129	2.2%
Public Order	140	354	8	502	8.6%
Motor Vehicle - DWI/DUI	68	1,569	0	1,637	28.1%
Motor Vehicle - Other	7	51	2	60	1.0%
Other	6	0	0	6	0.1%
Total	1,580	4,231	14	5,825	100.0%
	27.1%	72.6%	0.2%	100.0%	

Data provided by CPCMS

Criminal New Cases by Offense Type, 2014-2023



Bucks County

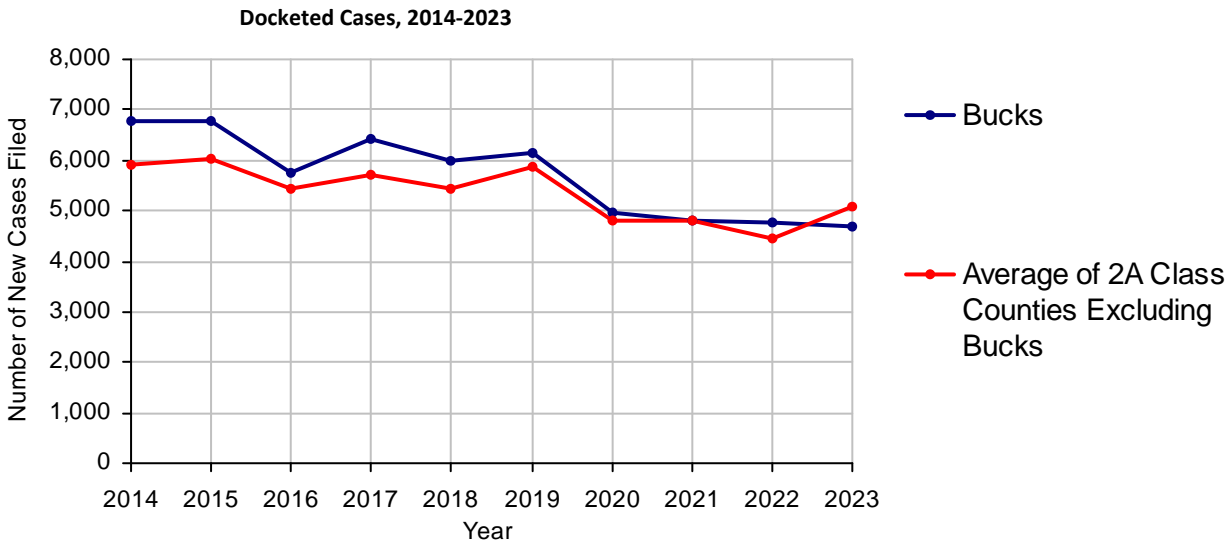
2023 Population estimate: 645,984
 Class of County: 2A
 No. of Common Pleas Court Judgeships: 15



2023 Civil	Civil Action	Other	Total
Cases Pending 1/1/2023	4,450	1,301	5,751 (R)
Docketed Cases	3,495	1,192	4,687
Arbitration Appeals	62	4	66
Transferred In	53	11	64
Returned to Active	10	8	18
Cases Available for Processing	8,070	2,516	10,586
Processed By:			
Default Judgments	738	380	1,118
Cases Decided by Arbitration Board	178	14	192
Dispositive Motions	202	15	217
Settlements	233	11	244
Moved to Inactive Status	0	0	0
Transferred/Withdrawn	2,061	539	2,600
Dismissed/Discontinued	0	0	0
Administrative Purge	234	122	356
Other	252	237	489
Jury Trial	24	0	24
Non-Jury Trial	28	26	54
Total Cases Processed	3,950	1,344	5,294
Cases Pending 12/31/2023	4,120	1,172	5,292

Age of Pending Cases as of 12/31/2023 (Civil Action Only)		
0-6 months	1,632	39.6%
7-12 months	778	18.9%
13-18 months	550	13.3%
19-24 months	346	8.4%
25-30 months	237	5.8%
31-36 months	176	4.3%
37-42 months	189	4.6%
43-48 months	104	2.5%
49-54 months	29	0.7%
55-60 months	29	0.7%
61-66 months	17	0.4%
67-72 months	10	0.2%
Over 72 months	23	0.6%
Total	4,120	100.0%

(R) - Revised



Bucks County

2023 Population estimate: 645,984

Class of County: 2A

No. of Common Pleas Court Judgeships: 15



2023 Civil - Docketed Cases Listed by Case Type

TORT	1,080	23.0%	REAL PROPERTY	837	17.9%
<i>(does not include mass tort)</i>			Ejectment*	78	
Intentional	23		Eminent Domain/Condemnation*	0	
Malicious Prosecution	2		Ground Rent	1	
Motor Vehicle	681		Landlord/Tenant Dispute	43	
Nuisance	2		Mortgage Foreclosure:		
Premise Liability	203		Residential*	607	
Product Liability	7		Commercial*	10	
Slander/Libel/Defamation	7		Partition of Real Property*	30	
Other	155		Quiet Title*	34	
			Other*	34	
MASS TORT	0		CIVIL APPEALS	220	4.7%
Asbestos	0		<i>- Administrative Agencies</i>		
Tobacco	0		Board of Assessment*	0	
Toxic Tort - DES	0		Board of Elections*	1	
Toxic Tort - Implant	0		Dept. of Transportation*	1	
Toxic Waste	0		Zoning Board*	0	
Other	0		Statutory Appeal - Other*	13	
			Other*	205	
PROFESSIONAL LIABILITY	57	1.2%	MISCELLANEOUS	179	3.8%
Dental	4		Common Law/		
Legal	7		Statutory Arbitration*	3	
Medical Malpractice	33		Declaratory Judgment*	25	
Other	13		Mandamus*	2	
			Non-Domestic Relations		
CONTRACT	2,314	49.4%	Restraining Order*	1	
<i>(does not include judgments)</i>			Quo Warranto*	0	
Buyer Plaintiff	122		Replevin*	27	
Debt Collection: Credit Card	1,313		Other*	121	
Debt Collection: Other	601				
Employment Dispute: Discrimination	9				
Employment Dispute: Other	15				
Other	254				
			TOTAL DOCKETED CASES:	4,687	100.0%

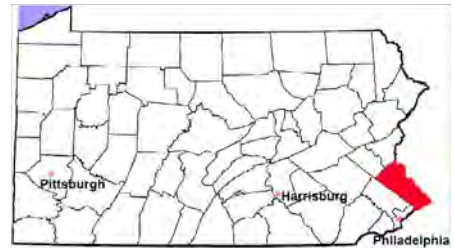
Of the Docketed Cases:

Pro Se Filings: 162 3.5% Class Action Suits: 1 <0.1% MDJ Appeals: 230 4.9%

*Civil Other

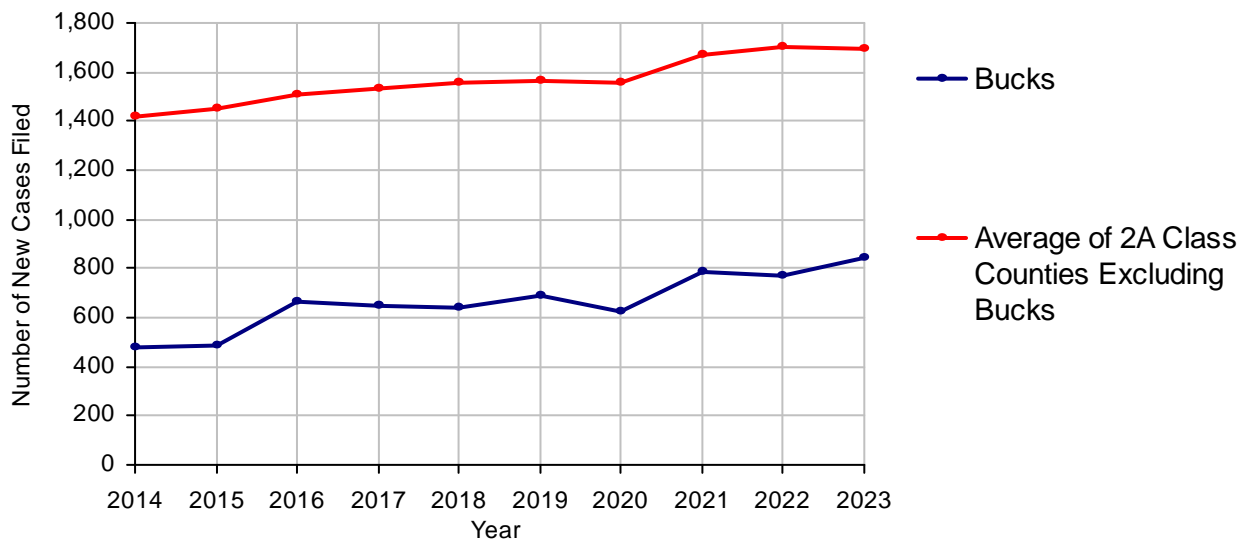
Bucks County

2023 Population estimate: 645,984
 Class of County: 2A
 No. of Common Pleas Court Judgeships: 15



2023 Protection From Abuse	No. of Petitions	
Cases Pending 1/1/2023	8	
New Cases Filed in 2023	842	
<i>Of these, Petitions Requesting Temporary Orders: 818 (97.1%)</i>		
<i>Temporary Orders DENIED: 142 (17.4%), Temporary Orders GRANTED: 676 (82.6%)</i>		
Cases Available for Processing	850	
Processed By:		
Temporary Order DENIED After Ex Parte Hearing and No Evidentiary Hearing Scheduled	0	
Temporary Order DISMISSED After Evidentiary Hearing and No Final Order Entered	0	
Final Order DENIED After Evidentiary Hearing Before a Judge or a Judicial Officer	174	21.1%
Final Order GRANTED After Evidentiary Hearing Before a Judge or a Judicial Officer	135	16.4%
Plaintiff Did Not Appear For Evidentiary Hearing	56	6.8%
Final Order by STIPULATION OR AGREEMENT Between the Parties	192	23.3%
Petition WITHDRAWN by Plaintiff	266	32.3%
TRANSFERRED to Another Jurisdiction	0	
Other	0	
Cases Processed	823	100.0%
Cases Pending 12/31/2023	27	

PFA New Cases Filed, 2014-2023

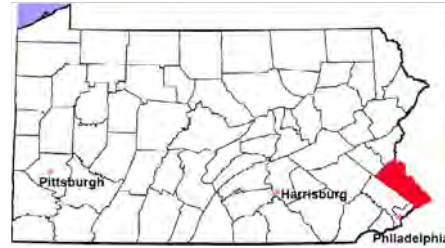


Bucks County

2023 Population estimate: 645,984

Class of County: 2A

No. of Common Pleas Court Judgeships: 15



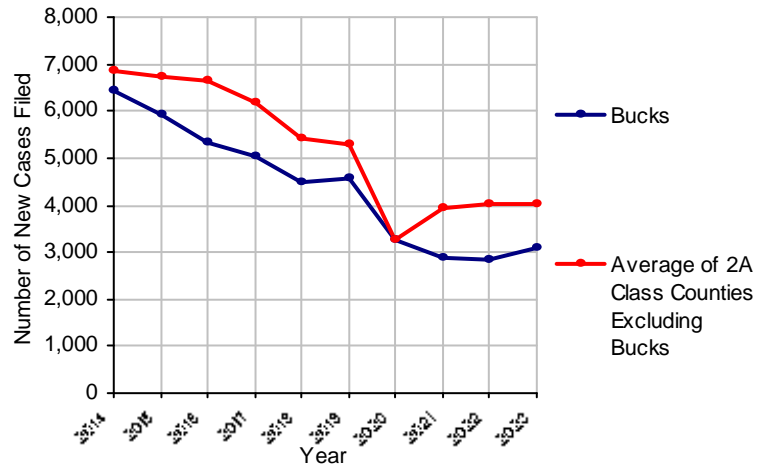
2023 Spousal & Child Support	No. of Petitions
Cases Pending 1/1/2023	481
New Cases Filed in 2023	3,096
Dockets Transferred In (+)	23
Dockets Transferred Out (-)	49
Cases Available for Processing	3,551
Processed By:	
Judge	540 18.3%
Intake Officer	2,406 81.7%
Hearing Officer	0
Other	0
Cases Processed	2,946 100.0%
Cases Pending 12/31/2023	605

Data provided by PACSES

2023 Paternity	No. of Cases
Acknowledgements Filed:	
Non-Domestic Relations Section	369 80.0%
During Conference	88 19.1%
Non-Stipulated (post genetic test)	0
Pre-Trial Conference	4 0.9%
Total	461 100.0%
Established:	
Stipulated by Genetic Tests	40 20.9%
Default - Father Failed to Appear	10 5.2%
Adjudication by Court Proceeding	3 1.6%
Out of State	138 72.3%
Total	191 100.0%
Cases Pending 12/31/2023	76

Data provided by PACSES

Spousal & Child Support New Cases Filed, 2014-2023



DEFINITIONS:

ACKNOWLEDGEMENTS FILED:

NON-DOMESTIC RELATIONS SECTION: The voluntary Acknowledgement of Paternity by the alleged father.

DURING CONFERENCE: The alleged father signed the Acknowledgement of Paternity-Waiver of Trial (PE-010) at the initial child support conference.

NON-STIPULATED (POST GENETIC TEST): The alleged father signed the Acknowledgement of Paternity-Waiver of Trial after genetic tests were conducted and resulted in the alleged father being determined to be the biological father.

PRE-TRIAL CONFERENCE: The alleged father signed the Acknowledgement of Paternity-Waiver of Trial at the pre-trial conference.

ESTABLISHED:

STIPULATED BY GENETIC TESTS: The alleged father requested genetic tests and signed a stipulation that if the test results had a 99% or higher probability of paternity then the alleged father would be stipulated as the biological father of the child.

DEFAULT - FATHER FAILED TO APPEAR: The alleged father failed to appear after being served for either a support conference, hearing, or genetic test and a default paternity order was entered by the court.

ADJUDICATION BY COURT PROCEEDING: The alleged father was determined to be the biological father of the child through a court proceeding.

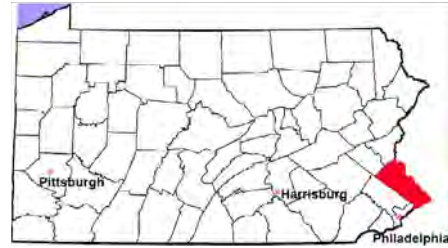
OUT OF STATE: Paternity was established in another state, "Out of state only".

Bucks County

2023 Population Estimate: 645,984

Class of County: 2A

No. of Common Pleas Court Judgeships: 15

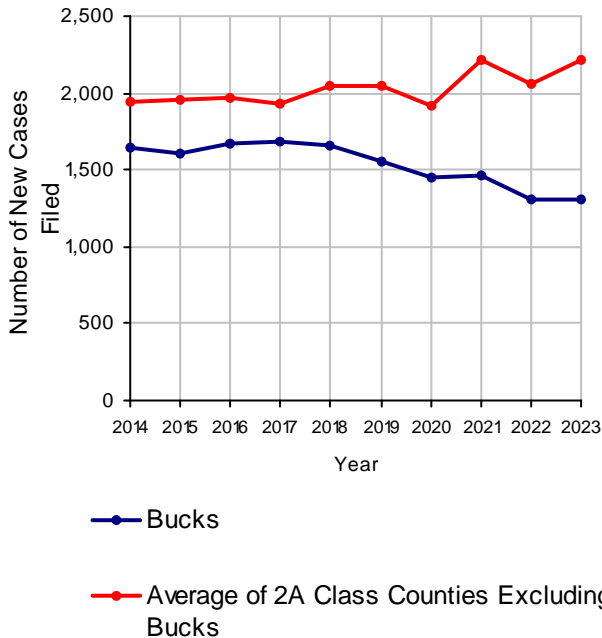


2023 Custody/Partial Custody/Visitation

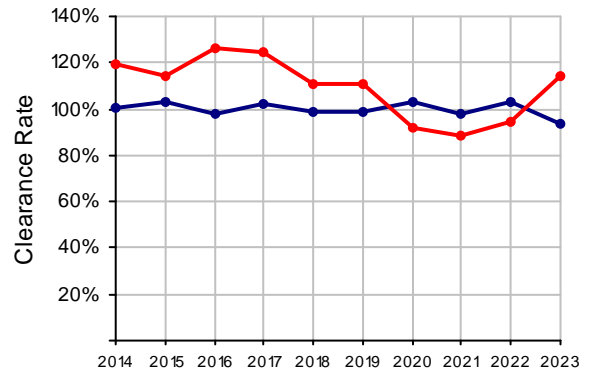
No. of Petitions

Cases Pending 1/1/2023	153
New Cases Filed in 2023	1,314
Cases Available for Processing	1,467
Processed By:	
Judge	646 52.4%
Non-Judicial Officer	403 32.7%
Administrative Review/Purge	0
Other	183 14.9%
Cases Processed	1,232 100.0%
Cases Pending 12/31/2023	235

Custody/Partial Custody/Visitation New Cases Filed, 2014-2023

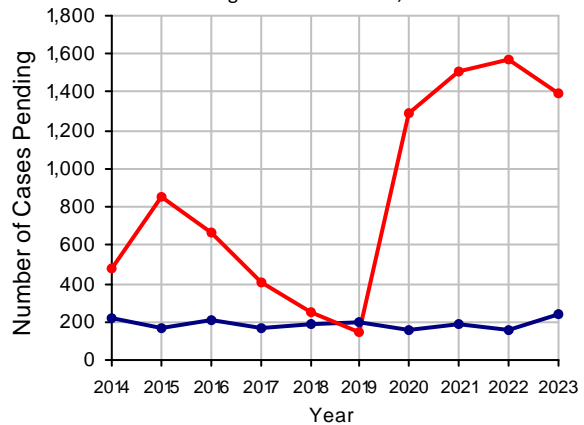


Clearance Rate, 2014-2023



Note: Clearance Rate = Cases Processed / New Cases Filed

Cases Pending at the End of Year, 2014-2023

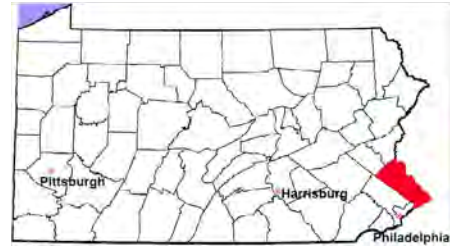


Bucks County

2023 Population estimate: 645,984

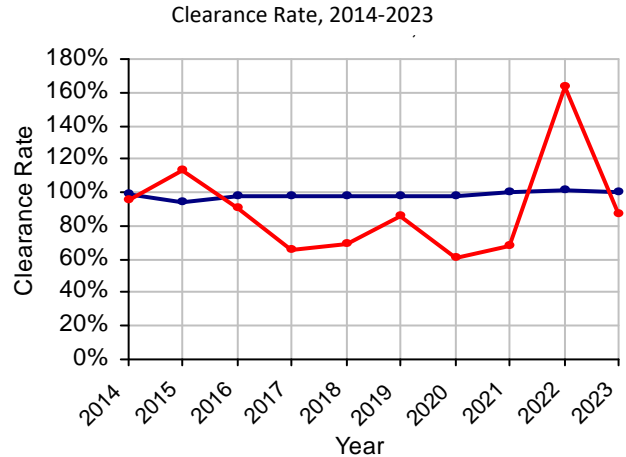
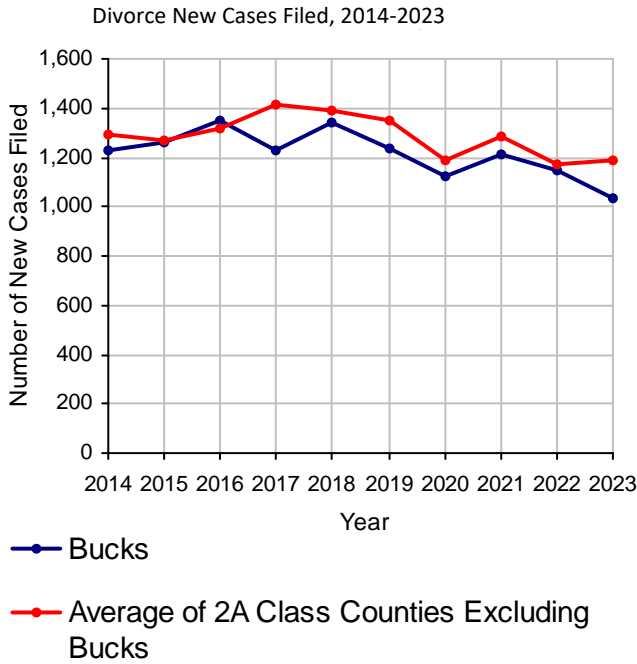
Class of County: 2A

No. of Common Pleas Court Judgeships: 15

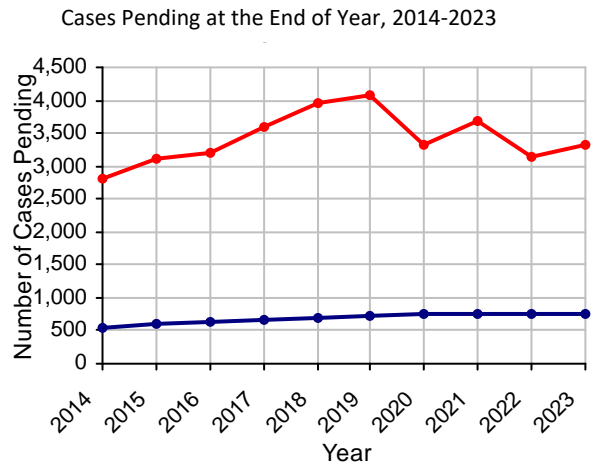


2023 Divorce

	No. of Petitions	
Cases Pending 1/1/2023	757	
New Cases Filed in 2023	1,034	
Cases Available for Processing	1,791	
Processed By:		
Contested Before a Judge	13	1.3%
Contested Before a Non-Judicial Officer	83	8.0%
Uncontested	938	90.7%
Administrative Review/Purge	0	
Other	0	
Cases Processed	1,034	100.0%
Cases Pending 12/31/2023	757	



Note: Clearance Rate = Cases Processed / New Cases Filed

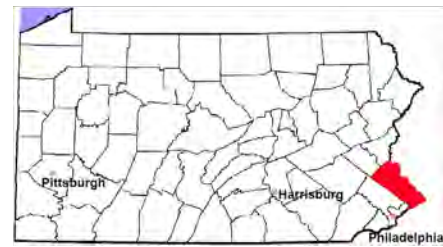


Bucks County

2023 Population estimate: 645,984

Class of County: 2A

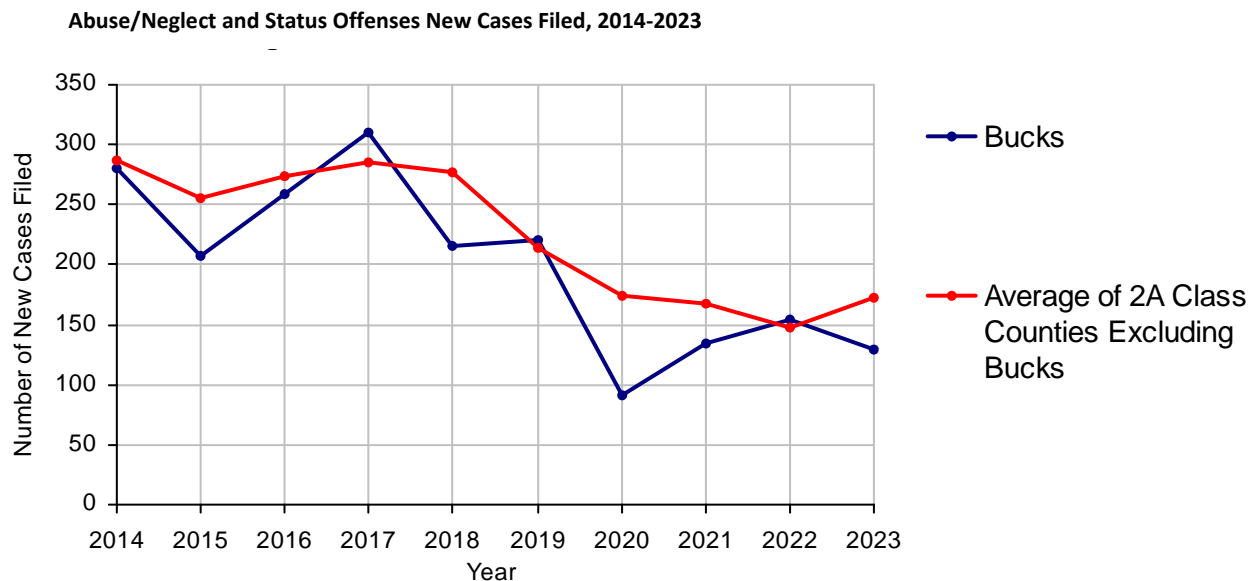
No. of Common Pleas Court Judgeships: 15



2023 Juvenile Dependency - Petitions Pending Adjudication

	Abuse/ Neglect	Status Offenses	Total
Cases Pending 1/1/2023	74	0	74
New Petitions Filed in 2023	130	0	130
Other	28	0	28
Total Petitions Available for Processing	232	0	232
Processed by:			
Adjudicated Dependent			
Judge	124	0	124
Juvenile Court Hearing Officer	0	0	0
Adjudicated NOT Dependent			
Judge	2	0	2
Juvenile Court Hearing Officer	0	0	0
Withdrawn/Dismissed/Inactive	34	0	34
Other	3	0	3
Total Petitions Processed	163	0	163
Cases Pending 12/31/2023	69	0	69

Data provided by CPCMS



Bucks County

2023 Population estimate: 645,984

Class of County: 2A

No. of Common Pleas Court Judgeships: 15



2023 Juvenile Dependency - Adjudicated Dependent Inventory

	Abuse/ Neglect	Status Offenses	Total			
Cases Pending 1/1/2023	257	0	257			
New Adjudicated Dependent Cases	124	0	124			
Other	5	0	5			
Total Adjudicated Dependent Cases	386	0	386			
<u>Court Supervision Terminated:</u>						
Family Reunification	32	27.6%	0	32	27.6%	
Adoption	30	25.9%	0	30	25.9%	
Placement with a Relative/Guardian	37	31.9%	0	37	31.9%	
Aged Out	9	7.8%	0	9	7.8%	
Other Permanency Outcomes*	3	2.6%	0	3	2.6%	
Other**	5	4.3%	0	5	4.3%	
Total Adjudicated Dependent Cases Terminated	116	100.0%	0	100.0%	116	100.0%
Cases Pending 12/31/2023	270		0		270	

Data provided by CPCMS

* Other Permanency Outcomes include: adjudicated delinquent, death due to natural causes, emancipation, permanent living arrangement, and parent has come forward.

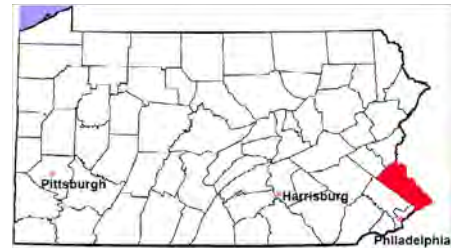
** Other includes cases where court supervision is terminated due to transfer out of jurisdiction, withdrawal and administrative closure.

Bucks County

2023 Population estimate: 645,984

Class of County: 2A

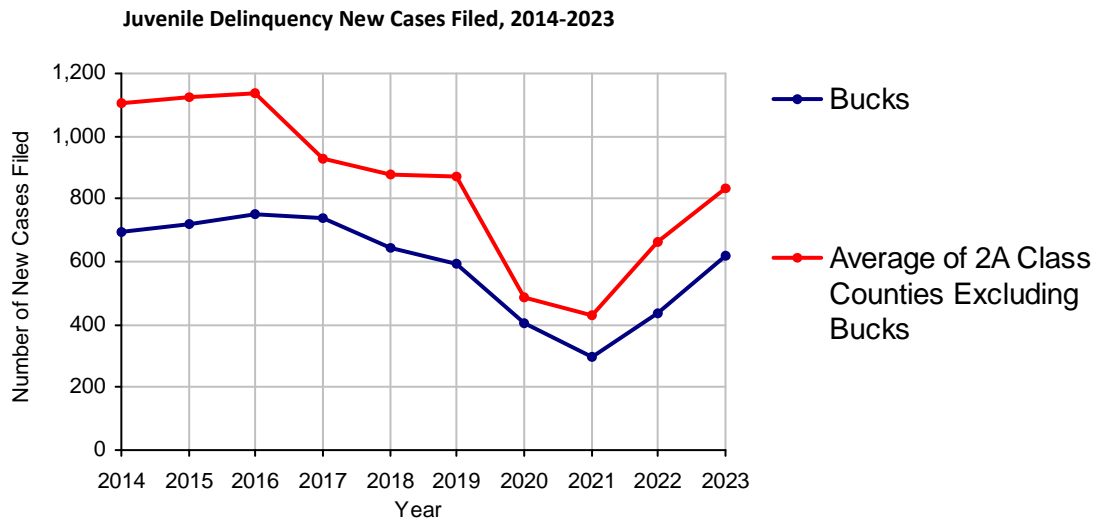
No. of Common Pleas Court Judgeships: 15



2023 Juvenile Delinquency - Cases Pending Disposition

Begin Pending	132
New Cases	621
Consent Decree Revoked	19
Informal Adjustment Program Revoked	0
Alternative Program Revoked	0
Warrant Returned	20
Other	26
Total Cases Available for Disposition	818
Warrant Issued	26
Disposed by:	
Adjudicated Delinquent by a Judge	348
Adjudicated Delinquent by a Juvenile Court Hearing Officer	0
Consent Decree Entered	99
Informal Adjustment Program Entered	58
Warned and Counseled (Pre-Petition)	0
Dismissed/Withdrawn/Transferred	113
Transferred to Criminal Court	0
Other	5
Total Cases Disposed	623
End Pending	169

Data provided by CPCMS



Bucks County

2023 Population: 645,984
 Class of County: 2A
 No. of Common Pleas Judgeships: 15

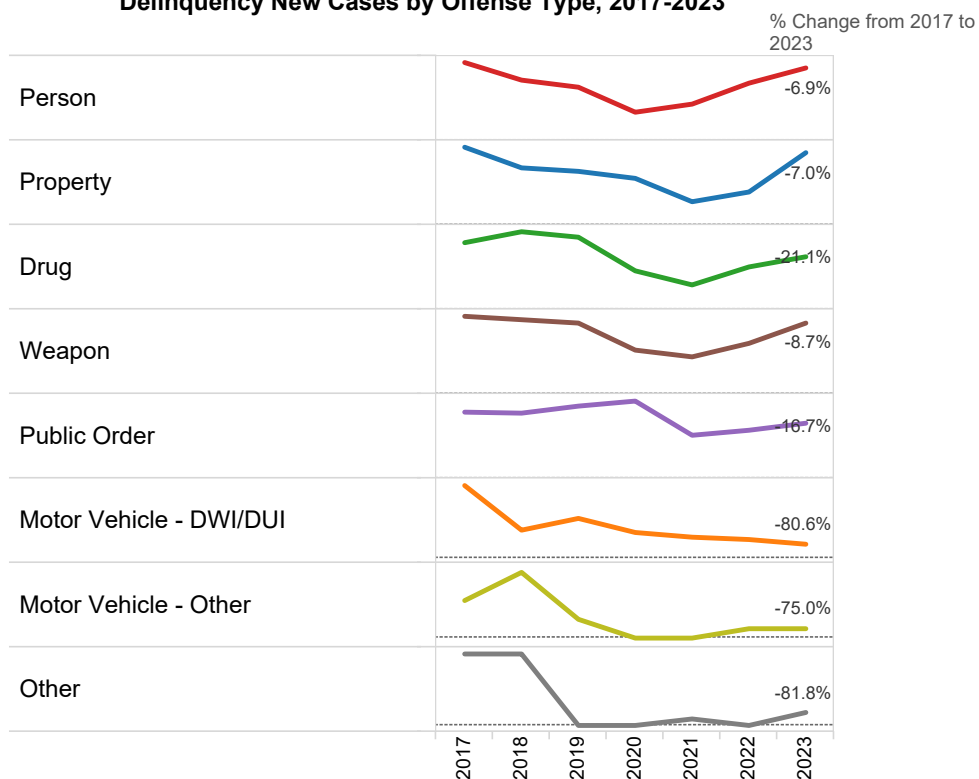


2023 Delinquency - New Cases by Offense Type

Case Type	Felony	Misdemeanor	Summary	Total	
Person	67	148	0	215	34.6%
Property	109	77	0	186	30.0%
Drug	2	133	0	135	21.7%
Weapon	3	18	0	21	3.4%
Public Order	11	44	0	55	8.9%
Motor Vehicle - DWI/DUI	0	6	0	6	1.0%
Motor Vehicle - Other	1	0	0	1	0.2%
Other	0	2	0	2	0.3%
Total	193	428	0	621	100.0%
	31.1%	68.9%	0.0%	100.0%	

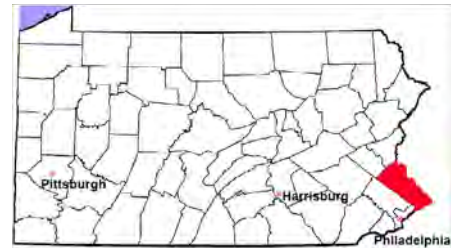
Data provided by CPCMS

Delinquency New Cases by Offense Type, 2017-2023



Bucks County

2023 Population estimate: 645,984
Class of County: 2A
No. of Common Pleas Court Judgeships: 15



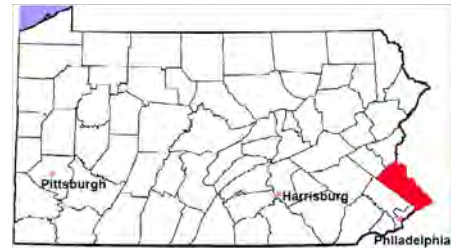
2023 Juvenile Delinquency - Formal Dispositions

Begin Pending	299
Adjudicated Delinquent by a Judge	348
Adjudicated Delinquent by a Juvenile Court Hearing Officer	0
Warrant Returned	61
Other	3
Total Adjudicated Delinquent Cases	711
Warrant Issued	51
Court Supervision Terminated:	
Conditions Satisfied	164
Compelling Reasons	31
Reached Age 21	6
Transferred to Another Juvenile Court	0
Other	4
Total Adjudicated Delinquent Cases Terminated	205
End Pending	455

(R) - Revised
Data provided by CPCMS

Bucks County

2023 Population estimate: 645,984
 Class of County: 2A
 No. of Common Pleas Court Judgeships: 15

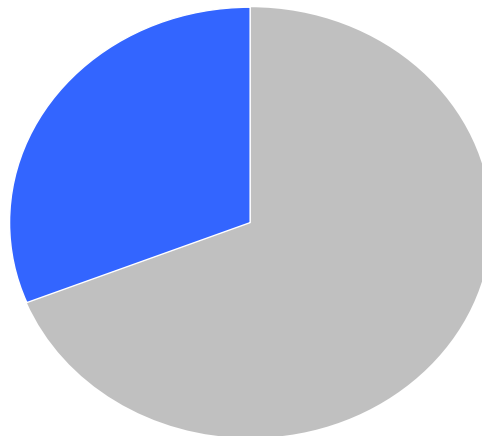


2023 Juvenile Delinquency - Informal Dispositions

Pending Consent Decrees	63
Pending Informal Adjustments	23
New Consent Decrees	99
New Informal Adjustments	58
Warrant Returned	0
Other	19
Cases Informally Disposed	262
Warrant Issued	3
Terminated by:	
Consent Decree Completed	91
Informal Adjustment Completed	47
Consent Decree Revoked	19
Informal Adjustment Program Revoked	0
Other	8
Total Informally Disposed Cases Terminated	165
End Pending	94

(R) - Revised
 Data provided by CPCMS

Informal Dispositions: **31%**



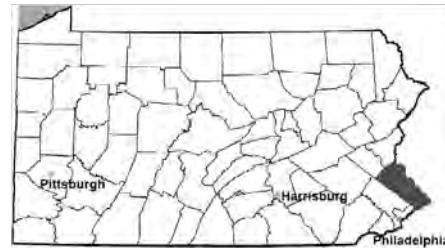
Delinquency Cases are disposed either formally, at a proceeding held before a judge or hearing officer, or informally without a proceeding. Informal dispositions include informal adjustments supervised by a juvenile probation officer; consent decrees agreed upon with the District Attorney after a petition is filed; or other pre-petition process by the juvenile probation department.

Bucks County

2023 Population estimate: 645,984

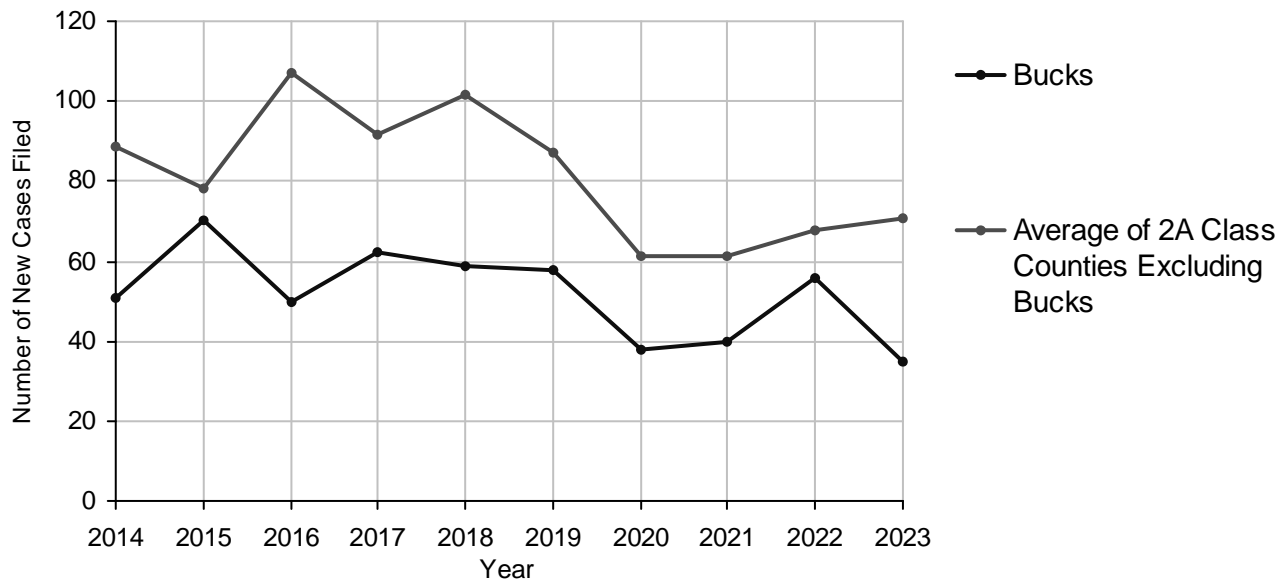
Class of County: 2A

No. of Common Pleas Court Judgeships: 15



2023 Accounts	No. of Cases	
Cases Pending 1/1/2023	58	
New Cases Filed in 2023	35	
Cases Available for Processing	93	
Processed By:		
Contested before a Judge	4	12.9%
Contested before a Non-Judicial Officer	0	
Uncontested	24	77.4%
Other	3	9.7%
Cases Processed	31	100.0%
Cases Pending 12/31/2023	62	

Accounts New Cases Filed, 2014-2023

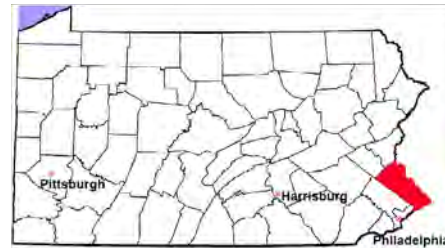


Bucks County

2023 Population estimate: 645,984

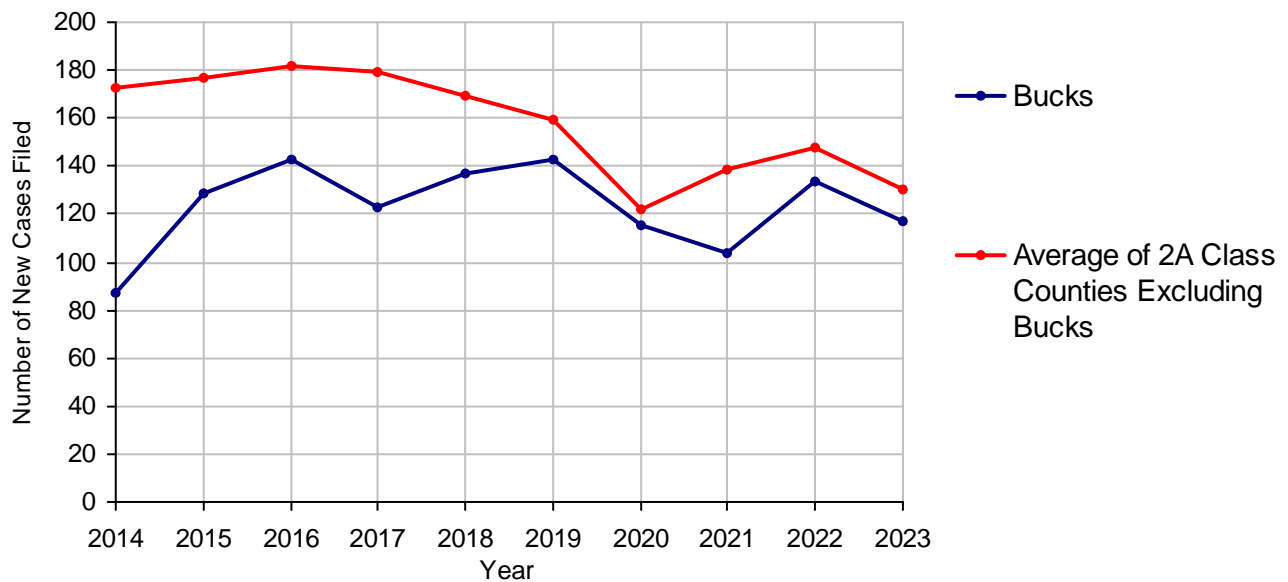
Class of County: 2A

No. of Common Pleas Court Judgeships: 15



2023 Adoptions		No. of Cases	
Cases Pending 1/1/2023		23	
New Cases Filed in 2023		117	
Cases Available for Processing		140	
Processed By:			
Contested before a Judge	Granted	0	
	Denied	0	
Uncontested	Granted	109	100.0%
	Denied	0	
Other		0	
Cases Processed		109	100.0%
Cases Pending 12/31/2023		31	

Adoptions New Cases Filed, 2014-2023

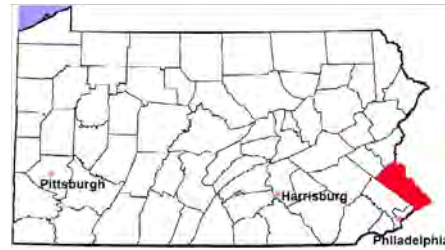


Bucks County

2023 Population estimate: 645,984

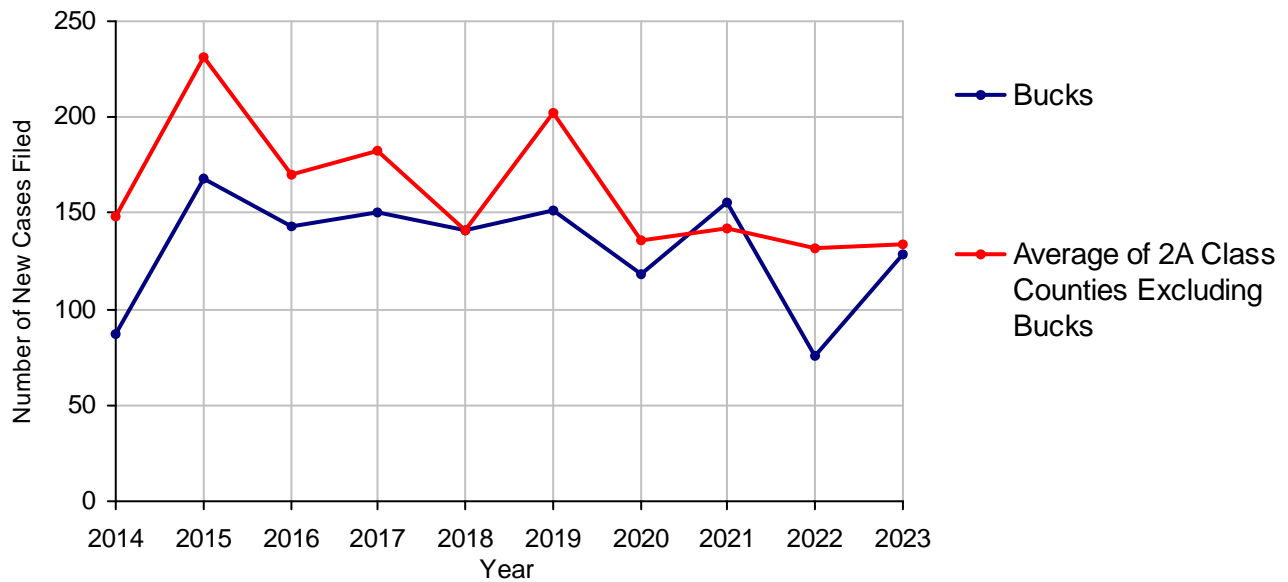
Class of County: 2A

No. of Common Pleas Court Judgeships: 15



2023 Relinquishments/Terminations		No. of Cases
Cases Pending 1/1/2023		125
New Cases Filed in 2023		129
Cases Available for Processing		254
Processed By:		
Contested before a Judge	22	17.7%
Uncontested	102	82.3%
Other	0	
Cases Processed	124	100.0%
Cases Pending 12/31/2023		130

Relinquishments/Terminations New Cases Filed, 2014-2023

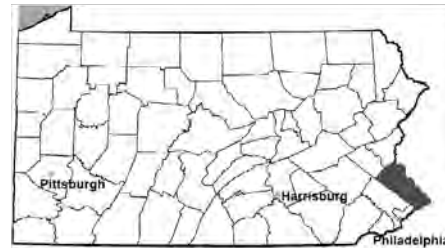


Bucks County

2023 Population estimate: 645,984

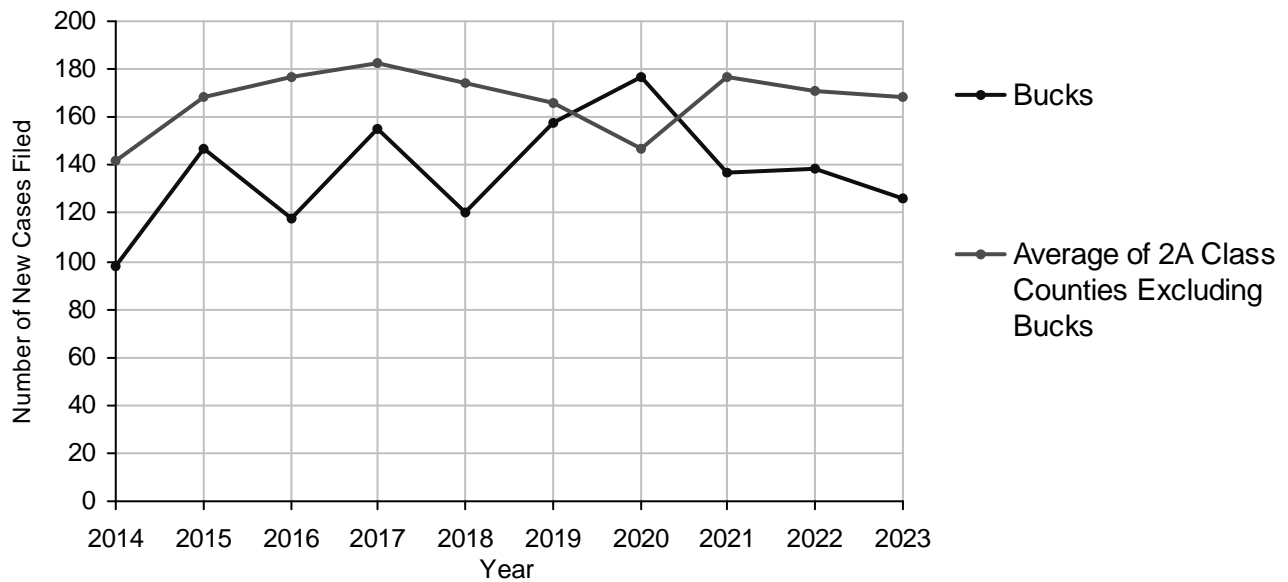
Class of County: 2A

No. of Common Pleas Court Judgeships: 15



2023 Appointment of Guardians		No. of Cases
Cases Pending 1/1/2023		37
New Cases Filed in 2023		126
Cases Available for Processing		163
Processed By:		
Contested before a Judge	13	8.4%
Uncontested	112	72.7%
Other	29	18.8%
Cases Processed	154	100.0%
Cases Pending 12/31/2023		9

Appointment of Guardians New Cases Filed, 2014-2023

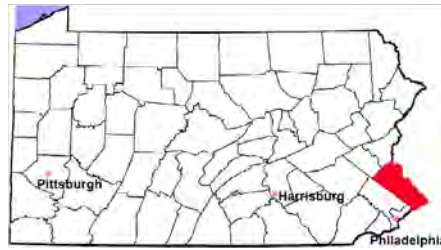


Bucks County

2023 Population estimate: 645,984

Class of County: 2A

No. of Common Pleas Court Judgeships: 15



2023 Jury Yield and Utilization

Jury Yield

Qualification Questionnaires/Summonses Mailed:	74,850	A		
Returned Undeliverable:	6,340	B	8.5%	Of Qualification Questionnaires/ Summonses Mailed
Not Responded to:	14,798	C	19.8%	
the Number of Prospective Jurors:				
Disqualified:	4,889	D	6.5%	
Exempted:	2,162	E	2.9%	
Excused:	13,404	F	17.9%	
Deferred to New Term:	7,553	G	10.1%	
Deferred from Previous Term:	4,956	H	6.6%	
Total Number of Qualified Jurors Available for Service:	30,660	I	41.0%	

$I = A - B - C - D - E - F - G + H$

Jury Utilization

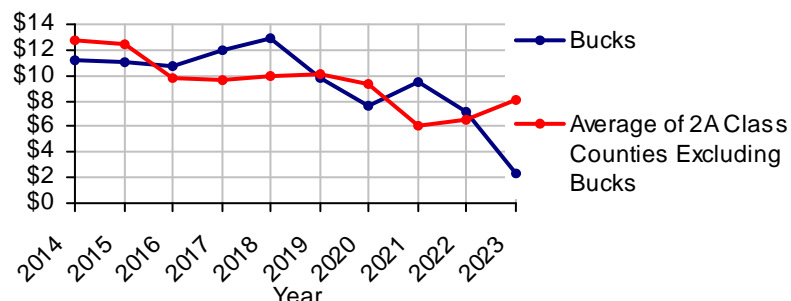
the Number of Jurors:			
Reporting for Service:	7,189	23.4%	Of Jurors Qualified and Available
Told Not to Report for Service:	16,830	54.9%	
Sent to Courtroom for Jury Selection (Voir Dire):	3,706	51.6%	Of Jurors Reporting for Service
Impaneled or Sworn (jurors/alternates):	918	12.8%	
Removed for Cause/Hardship:	767		
Removed by Peremptory Challenge:	847		
Number of Jury Trials Started:	73		
Pool Days:	79		
Zero Panel Days:	24	30.4%	(Of Pool Days)

Jury Costs

Total Annual Budget for Juror Operations:	\$174,078.00	J
Average Cost Per Juror:	\$2.33	K

$K = J/A$

Average Cost Per Juror, 2014-2023

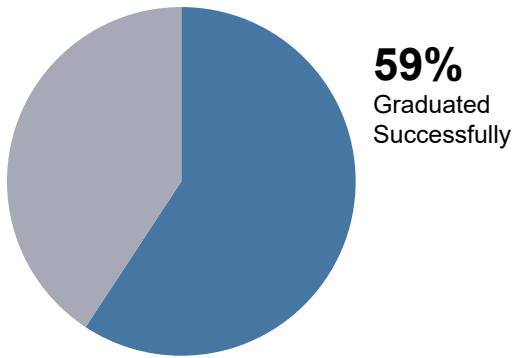


Bucks County

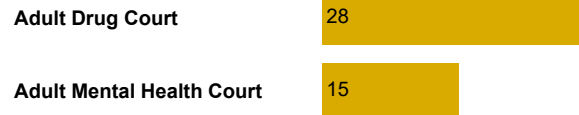
2023 Problem Solving Courts

27 Discharges

Of All Court Participants Discharged:



43 Admissions



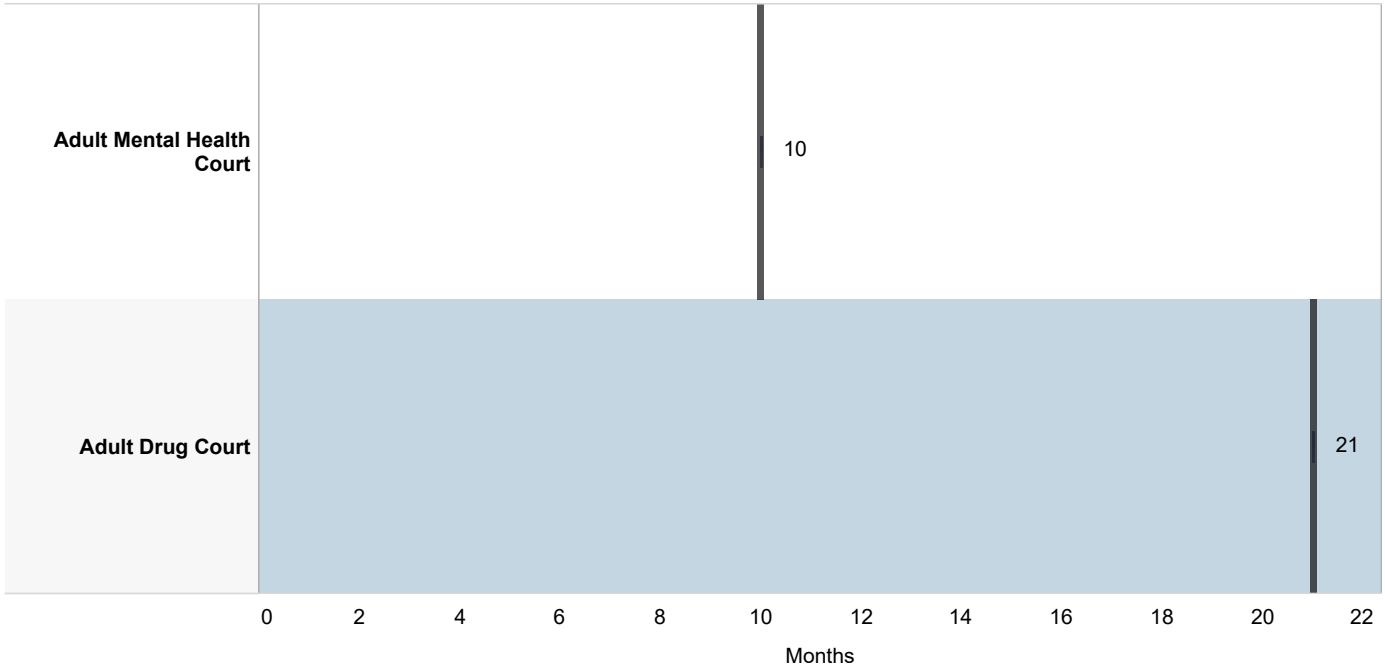
Discharge Reason

	Successfully Completed	Unsuccessful /Non-Compliant	Unsuccessful /Absconded	Other	Total Discharges
Adult Drug Court	16 (72.7%)	2 (9.1%)	2 (9.1%)	2 (9.1%)	22 (100.0%)
Adult Mental Health Court		2 (40.0%)	2 (40.0%)	1 (20.0%)	5 (100.0%)

Bucks County

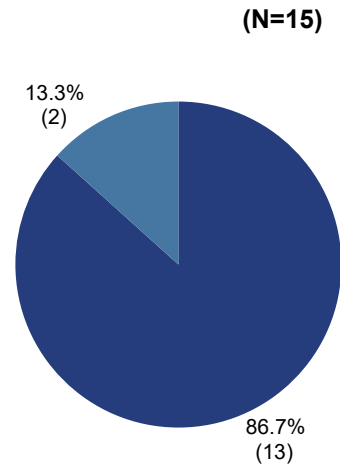

2023 Problem Solving Courts

Median Months from Admission to Discharge



Among successful graduates, there was a 400% increase in employment.

87% of the employed successful graduates were employed full time:



26% (7) of all participants have improved in education level at discharge.

■ Employed Full Time
■ Employed Part Time

DEPARTMENT OF RESEARCH & STATISTICS

KIM NIEVES, PH.D.

DIRECTOR

ANDREW GINDER, MPA

ASSISTANT DIRECTOR

YAN LIU, M.S.

SENIOR STATISTICAL ANALYST

SASANKA ADIKARI, PH.D

DATA SCIENTIST

AMANDA PEREIRA

RESEARCH ASSISTANT