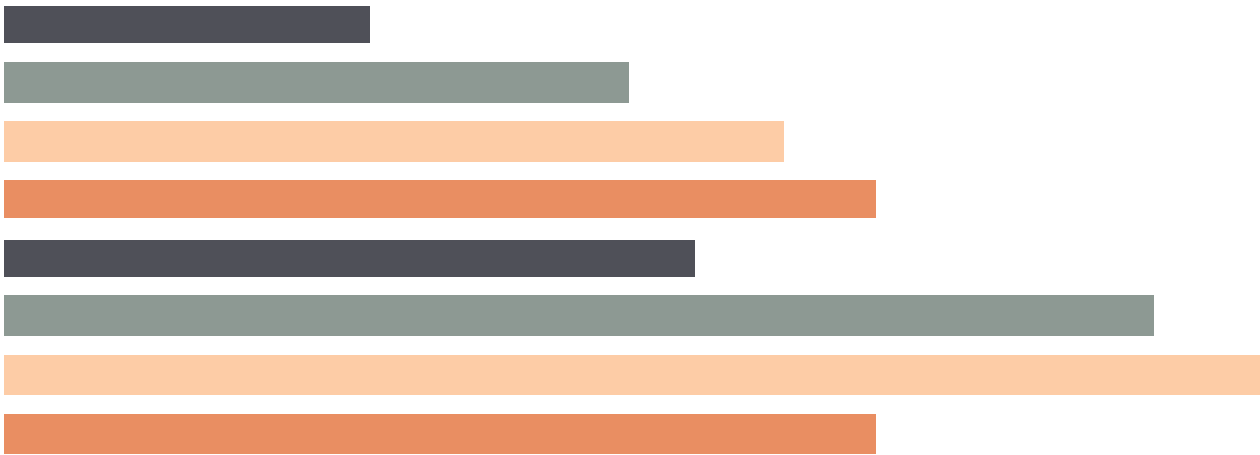
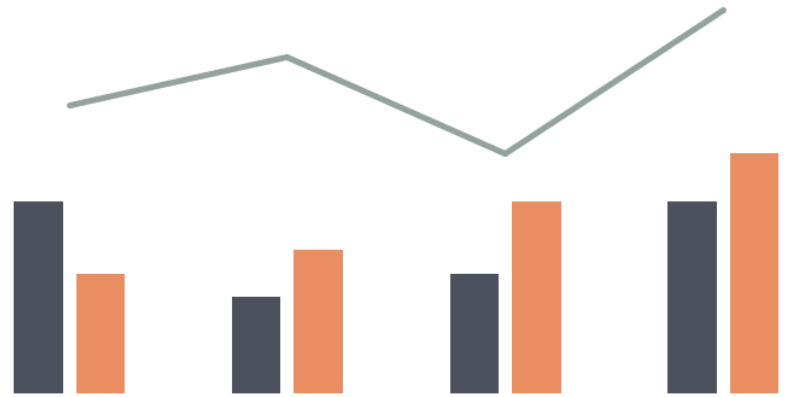


2023 Bradford County


Court of Common Pleas
Caseload Statistics for



We are pleased to provide you with a copy of the 2023 County Caseload Display pages. They can also be viewed on the AOPC webpage at www.pacourts.us in the *News & Statistics* section under *Research & Statistics*.

Should you have any questions or comments, please do not hesitate to contact me at 717.231.3300 .

Sincerely,

A handwritten signature in black ink, appearing to read 'Sasanka', is written over a horizontal line. The signature is fluid and cursive.

Sasanka Adikari, Ph.D.
Data Scientist
Department of Research and Statistics

Table of Contents

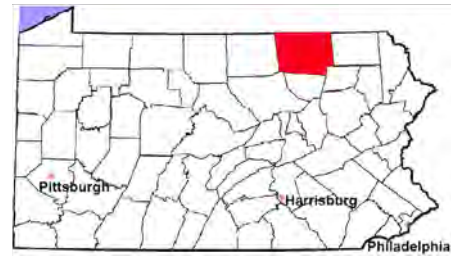
CPCMS Criminal	Page 1
CPCMS Criminal - New Cases by Case Type.....	Page 2
Civil.....	Page 3
Civil - Docketed Cases Listed by Case Type.....	Page 4
Protection From Abuse	Page 5
Spousal & Child Support and Paternity	Page 6
Custody/Partial Custody/Visitation.....	Page 7
Divorce	Page 8
Juvenile Dependency - Active Dependent Inventory	Page 9
Juvenile Dependency - Adjudicated Dependent Inventory	Page 10
Juvenile Delinquency - Cases Pending Disposition.....	Page 11
Juvenile Delinquency - New Cases by Case Type	Page 12
Juvenile Delinquency - Formal Dispositions	Page 13
Juvenile Delinquency - Informal Dispositions	Page 14
Accounts.....	Page 15
Adoptions.....	Page 16
Relinquishments/Terminations	Page 17
Appointment of Guardians	Page 18
Jury Yield and Utilization	Page 19
Problem Solving Courts.....	Pages 20-21

Bradford County

2023 Population estimate: 59,695

Class of County: 6th

No. of Common Pleas Court Judgeships: 2



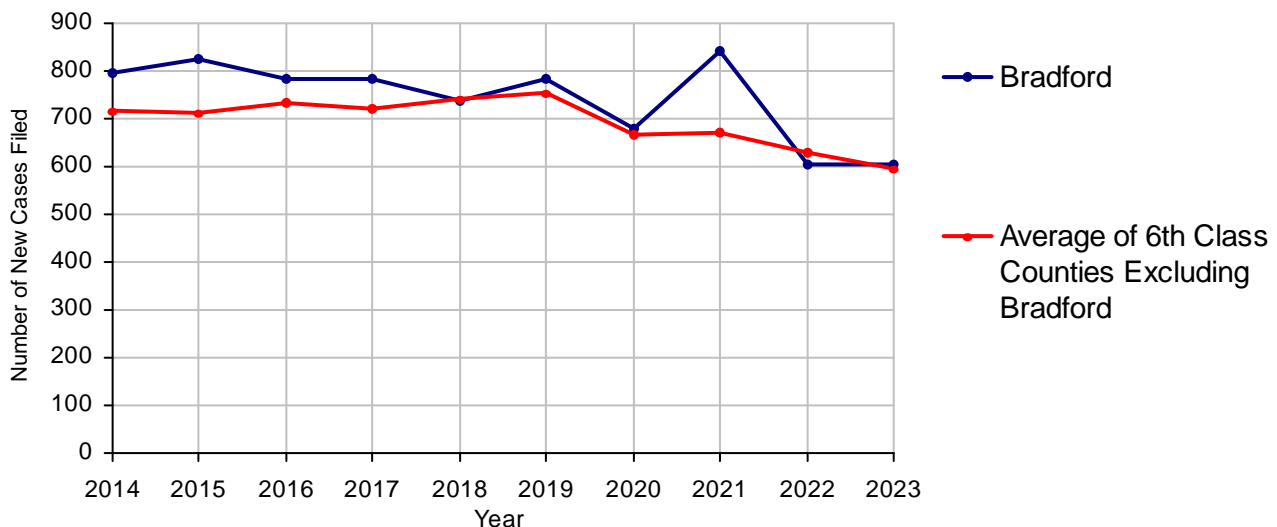
2023 Criminal	No. of Cases	
Cases Pending 1/1/2023	252	
New Cases Filed in 2023	606	
Reopened Cases	32	
Cases Available for Processing	890	
Processed by:		
Withdrawn/Dismissed	40	6.0%
Diversionsary Disposition*	121	18.3%
Guilty Plea	462	69.7%
Non-Jury Trial	9	1.4%
Jury Trial	9	1.4%
Inactive	15	2.3%
Other	7	1.1%
Total Cases Processed	663	100.0%
Cases Pending 12/31/2023	227	
Cases Awaiting Sentencing	74	

Age of Pending Cases as of 12/31/2023		
0-60 Days	77	33.9%
61-120 Days	70	30.8%
121-180 Days	29	12.8%
181-240 Days	19	8.4%
241-300 Days	10	4.4%
301-360 Days	7	3.1%
Over 360 Days	15	6.6%
Total	227	100.0%

Data provided by CPCMS

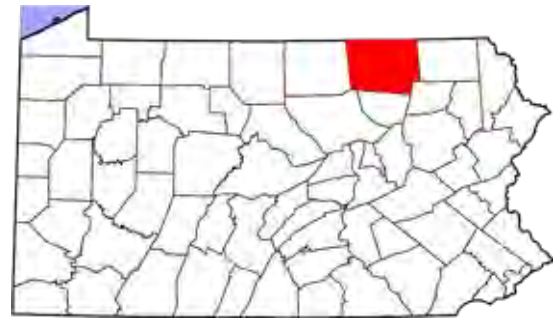
* Includes other diversionary programs such as Veterans Court.

Criminal New Cases, 2014-2023



Bradford County

2023 Population: 59,695
 Class of County: 6th
 No. of Common Pleas Judgeships: 2

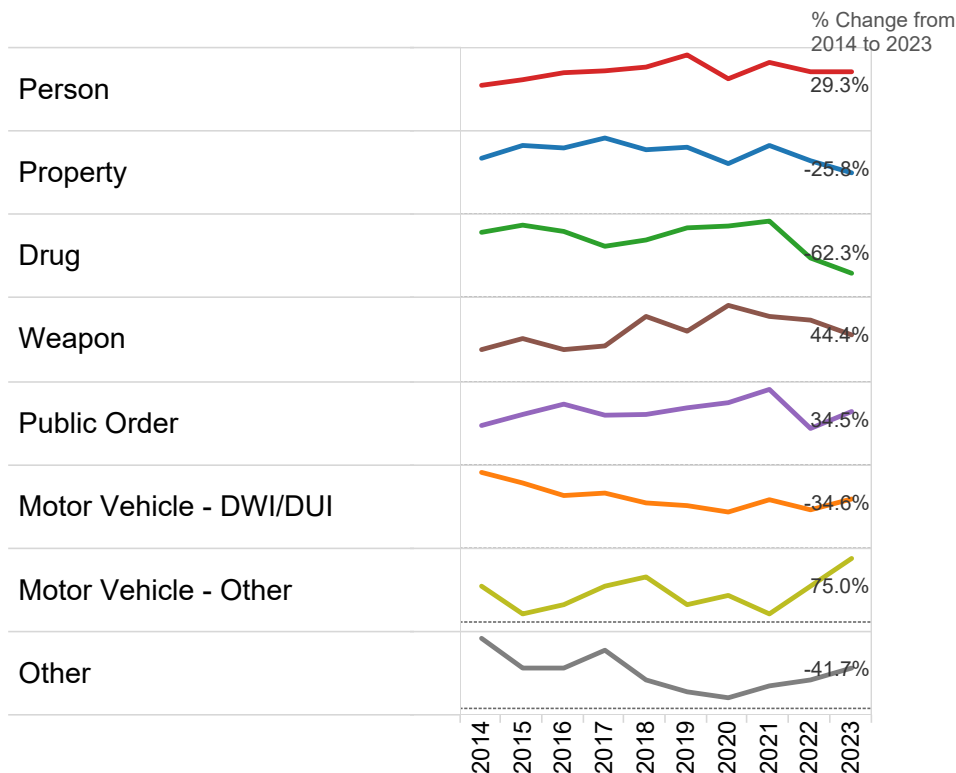


2023 Criminal - New Cases by Offense Type

Case Type	Felony	Misdemeanor	Summary	Total	
Person	58	70	0	128	21.1%
Property	68	50	0	118	19.5%
Drug	29	26	0	55	9.1%
Weapon	10	3	0	13	2.1%
Public Order	30	44	0	74	12.2%
Motor Vehicle - DWI/DUI	15	189	0	204	33.7%
Motor Vehicle - Other	2	5	0	7	1.2%
Other	7	0	0	7	1.2%
Total	219	387	0	606	100.0%
	36.1%	63.9%	0.0%	100.0%	

Data provided by CPCMS

Criminal New Cases by Offense Type, 2014-2023

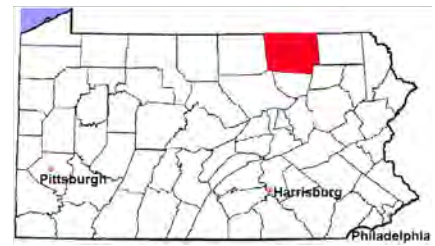


Bradford County

2023 Population estimate: 59,695

Class of County: 6th

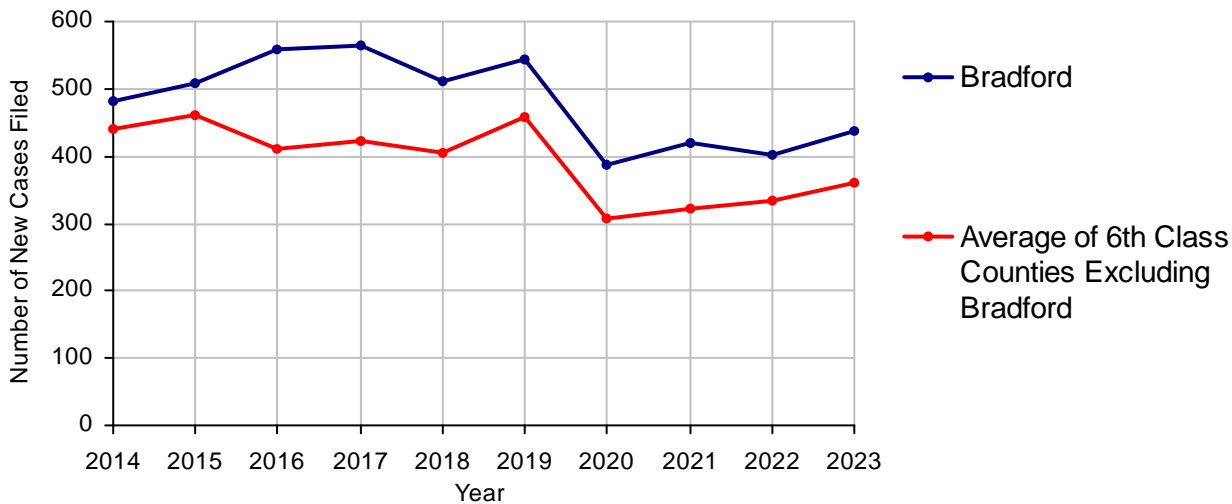
No. of Common Pleas Court Judgeships: 2



2023 Civil	Civil Action	Other	Total
Cases Pending 1/1/2023	388	1,082	1,470
Docketed Cases	212	224	436
Arbitration Appeals	3	2	5
Transferred In	1	0	1
Returned to Active	1	11	12
Cases Available for Processing	605	1,319	1,924
Processed By:			
Default Judgments	88	42	130
Cases Decided by Arbitration Board	8	8	16
Dispositive Motions	9	4	13
Settlements	113	36	149
Moved to Inactive Status	0	0	0
Transferred/Withdrawn	6	3	9
Dismissed/Discontinued	0	0	0
Administrative Purge	62	57	119
Other	13	104	117
Jury Trial	1	0	1
Non-Jury Trial	1	1	2
Total Cases Processed	301	255	556
Cases Pending 12/31/2023	304	1,064	1,368

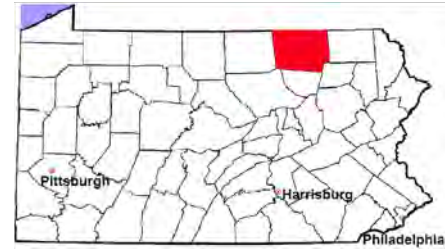
Age of Pending Cases as of 12/31/2023 (Civil Action Only)		
0-6 months	80	26.3%
7-12 months	31	10.2%
13-18 months	34	11.2%
19-24 months	17	5.6%
25-30 months	28	9.2%
31-36 months	26	8.6%
37-42 months	10	3.3%
43-48 months	14	4.6%
49-54 months	13	4.3%
55-60 months	7	2.3%
61-66 months	7	2.3%
67-72 months	3	1.0%
Over 72 months	34	11.2%
Total	304	100.0%

Docketed Cases, 2014-2023



Bradford County

2023 Population estimate: 59,695
 Class of County: 6th
 No. of Common Pleas Court Judgeships: 2



2023 Civil - Docketed Cases Listed by Case Type

TORT	31	7.1%	REAL PROPERTY	77	17.7%
<i>(does not include mass tort)</i>			Ejectment*	12	
Intentional	2		Eminent Domain/Condemnation*	4	
Malicious Prosecution	0		Ground Rent	0	
Motor Vehicle	14		Landlord/Tenant Dispute	0	
Nuisance	0		Mortgage Foreclosure:		
Premise Liability	4		Residential*	48	
Product Liability	0		Commercial*	1	
Slander/Libel/Defamation	1		Partition of Real Property*	4	
Other	10		Quiet Title*	7	
MASS TORT	0		Other*	1	
Asbestos	0		CIVIL APPEALS	56	12.8%
Tobacco	0		<i>- Administrative Agencies</i>		
Toxic Tort - DES	0		Board of Assessment*	3	
Toxic Tort - Implant	0		Board of Elections*	0	
Toxic Waste	0		Dept. of Transportation*	24	
Other	0		Zoning Board*	1	
PROFESSIONAL LIABILITY	8	1.8%	Statutory Appeal - Other*	0	
Dental	0		Other*	28	
Legal	0		MISCELLANEOUS	91	20.9%
Medical Malpractice	8		Common Law/		
Other	0		Statutory Arbitration*	0	
CONTRACT	173	39.7%	Declaratory Judgment*	2	
<i>(does not include judgments)</i>			Mandamus*	0	
Buyer Plaintiff	1		Non-Domestic Relations		
Debt Collection: Credit Card	89		Restraining Order*	21	
Debt Collection: Other	66		Quo Warranto*	0	
Employment Dispute: Discrimination	2		Replevin*	7	
Employment Dispute: Other	0		Other*	61	
Other	15		TOTAL DOCKETED CASES:	436	100.0%

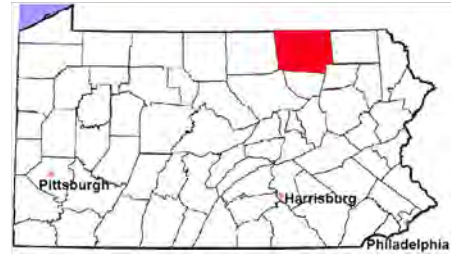
Of the Docketed Cases:

Pro Se Filings: 44 10.1% Class Action Suits: 0 MDJ Appeals: 27 6.2%

*Civil Other

Bradford County

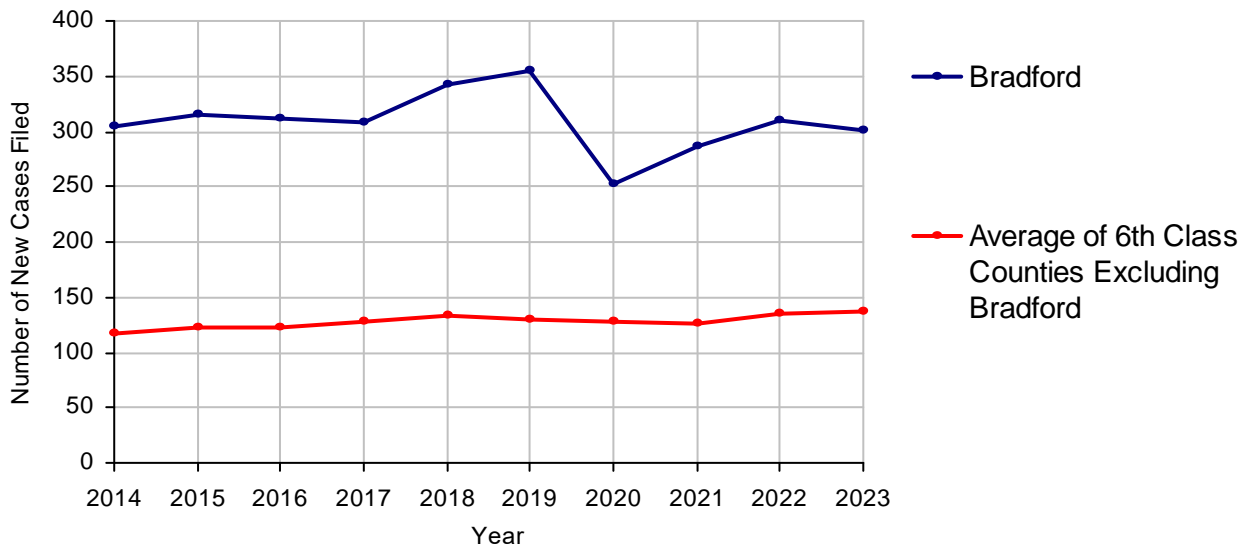
2023 Population estimate: 59,695
 Class of County: 6th
 No. of Common Pleas Court Judgeships: 2



2023 Protection From Abuse

	No. of Petitions
Cases Pending 1/1/2023	27
New Cases Filed in 2023	300
<i>Of these, Petitions Requesting Temporary Orders: 300 (100.0%)</i>	
<i>Temporary Orders DENIED: 86 (28.7%), Temporary Orders GRANTED: 214 (71.3%)</i>	
Cases Available for Processing	327
Processed By:	
Temporary Order DENIED After Ex Parte Hearing and No Evidentiary Hearing Scheduled	81 26.5%
Temporary Order DISMISSED After Evidentiary Hearing and No Final Order Entered	39 12.7%
Final Order DENIED After Evidentiary Hearing Before a Judge or a Judicial Officer	0
Final Order GRANTED After Evidentiary Hearing Before a Judge or a Judicial Officer	61 19.9%
Plaintiff Did Not Appear For Evidentiary Hearing	60 19.6%
Final Order by STIPULATION OR AGREEMENT Between the Parties	20 6.5%
Petition WITHDRAWN by Plaintiff	44 14.4%
TRANSFERRED to Another Jurisdiction	0
Other	1 0.3%
Cases Processed	306 100.0%
Cases Pending 12/31/2023	21

PFA New Cases Filed, 2014-2023



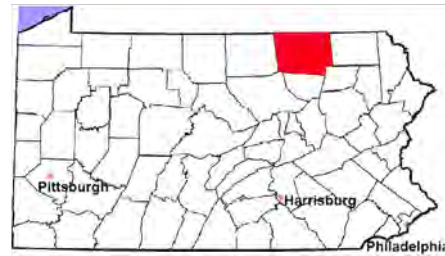
Note. The average of 6th class counties for 2023 excludes Tioga County due to unavailable data.

Bradford County

2023 Population estimate: 59,695

Class of County: 6th

No. of Common Pleas Court Judgeships: 2



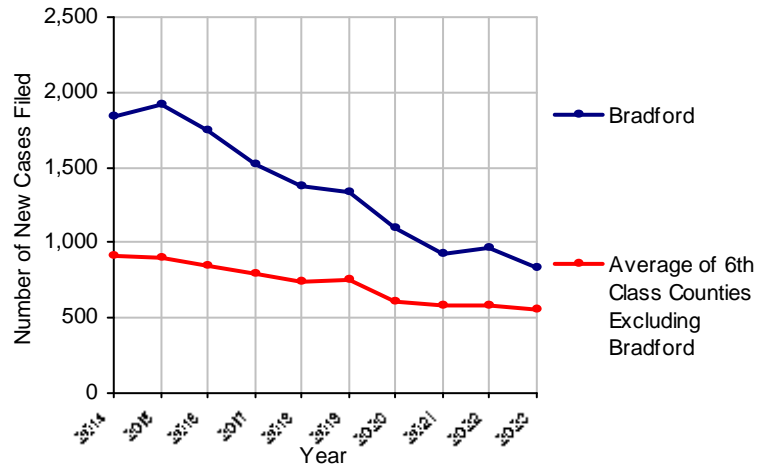
2023 Spousal & Child Support	No. of Petitions
Cases Pending 1/1/2023	144
New Cases Filed in 2023	832
Dockets Transferred In (+)	7
Dockets Transferred Out (-)	6
Cases Available for Processing	977
Processed By:	
Judge	96 11.3%
Intake Officer	534 63.0%
Hearing Officer	218 25.7%
Other	0
Cases Processed	848 100.0%
Cases Pending 12/31/2023	129

Data provided by PACSES

2023 Paternity	No. of Cases
Acknowledgements Filed:	
Non-Domestic Relations Section	59 83.1%
During Conference	6 8.5%
Non-Stipulated (post genetic test)	5 7.0%
Pre-Trial Conference	1 1.4%
Total	71 100.0%
Established:	
Stipulated by Genetic Tests	14 31.8%
Default - Father Failed to Appear	0
Adjudication by Court Proceeding	0
Out of State	30 68.2%
Total	44 100.0%
Cases Pending 12/31/2023	11

Data provided by PACSES

Spousal & Child Support New Cases Filed, 2014-2023



DEFINITIONS:

ACKNOWLEDGEMENTS FILED:

NON-DOMESTIC RELATIONS SECTION: The voluntary Acknowledgement of Paternity by the alleged father.

DURING CONFERENCE: The alleged father signed the Acknowledgement of Paternity-Waiver of Trial (PE-010) at the initial child support conference.

NON-STIPULATED (POST GENETIC TEST): The alleged father signed the Acknowledgement of Paternity-Waiver of Trial after genetic tests were conducted and resulted in the alleged father being determined to be the biological father.

PRE-TRIAL CONFERENCE: The alleged father signed the Acknowledgement of Paternity-Waiver of Trial at the pre-trial conference.

ESTABLISHED:

STIPULATED BY GENETIC TESTS: The alleged father requested genetic tests and signed a stipulation that if the test results had a 99% or higher probability of paternity then the alleged father would be stipulated as the biological father of the child.

DEFAULT - FATHER FAILED TO APPEAR: The alleged father failed to appear after being served for either a support conference, hearing, or genetic test and a default paternity order was entered by the court.

ADJUDICATION BY COURT PROCEEDING: The alleged father was determined to be the biological father of the child through a court proceeding.

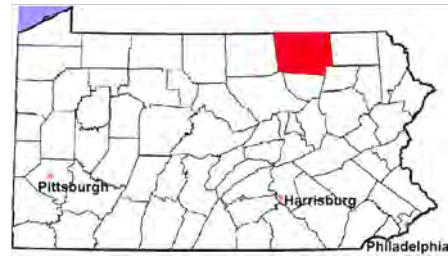
OUT OF STATE: Paternity was established in another state, "Out of state only".

Bradford County

2023 Population Estimate: 59,695

Class of County: 6th

No. of Common Pleas Court Judgeships: 2

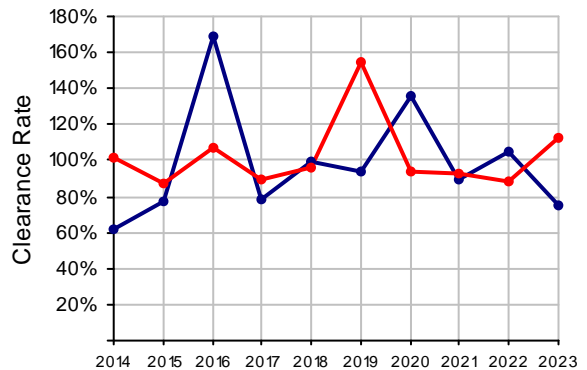


2023 Custody/Partial Custody/Visitation

No. of Petitions

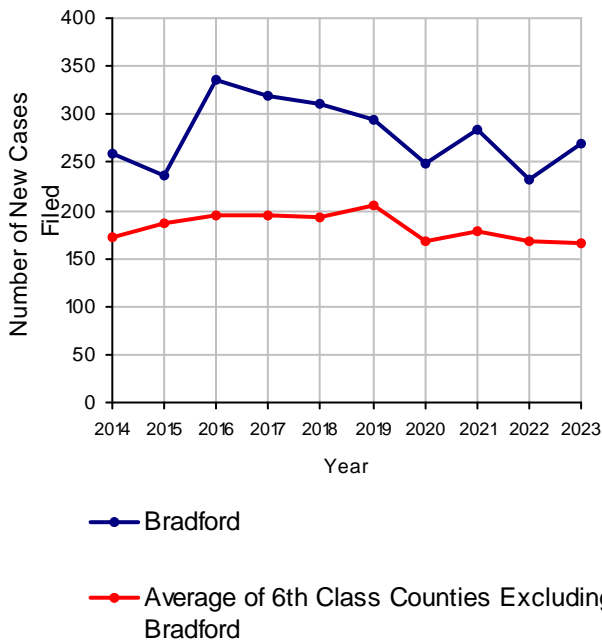
Cases Pending 1/1/2023	193
New Cases Filed in 2023	270
Cases Available for Processing	463
Processed By:	
Judge	32 15.8%
Non-Judicial Officer	58 28.6%
Administrative Review/Purge	0
Other	113 55.7%
Cases Processed	203 100.0%
Cases Pending 12/31/2023	260

Clearance Rate, 2014-2023

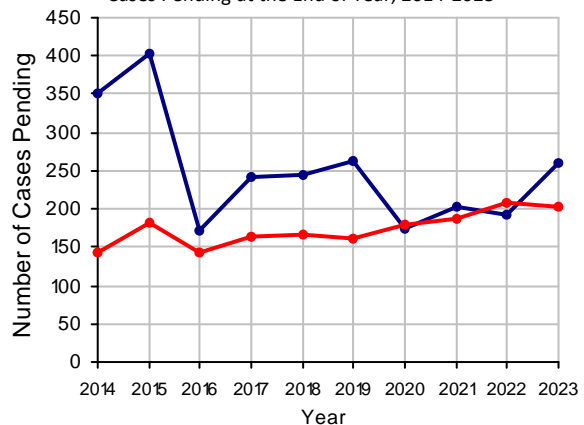


Note: Clearance Rate = Cases Processed / New Cases Filed

Custody/Partial Custody/Visitation New Cases Filed, 2014-2023



Cases Pending at the End of Year, 2014-2023

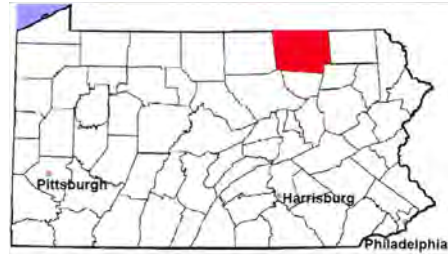


Bradford County

2023 Population estimate: 59,695

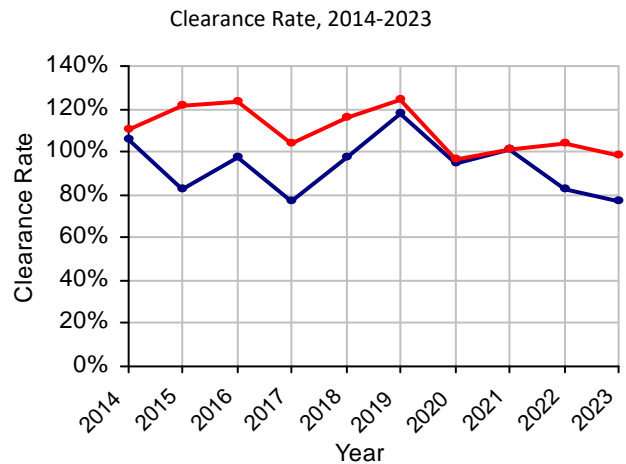
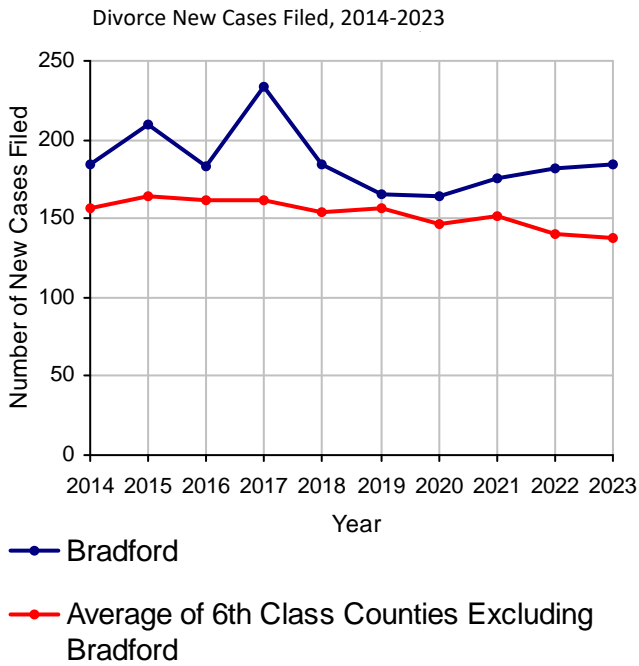
Class of County: 6th

No. of Common Pleas Court Judgeships: 2

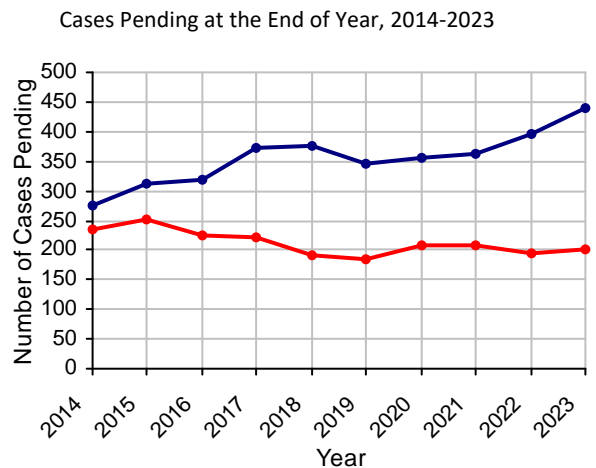


2023 Divorce

	No. of Petitions	
Cases Pending 1/1/2023	396	
New Cases Filed in 2023	184	
Cases Available for Processing	580	
Processed By:		
Contested Before a Judge	0	
Contested Before a Non-Judicial Officer	2	1.4%
Uncontested	138	97.2%
Administrative Review/Purge	0	
Other	2	1.4%
Cases Processed	142	100.0%
Cases Pending 12/31/2023	438	



Note: Clearance Rate = Cases Processed / New Cases Filed

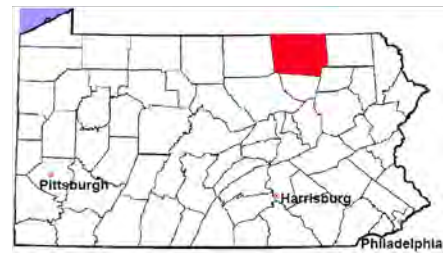


Bradford County

2023 Population estimate: 59,695

Class of County: 6th

No. of Common Pleas Court Judgeships: 2

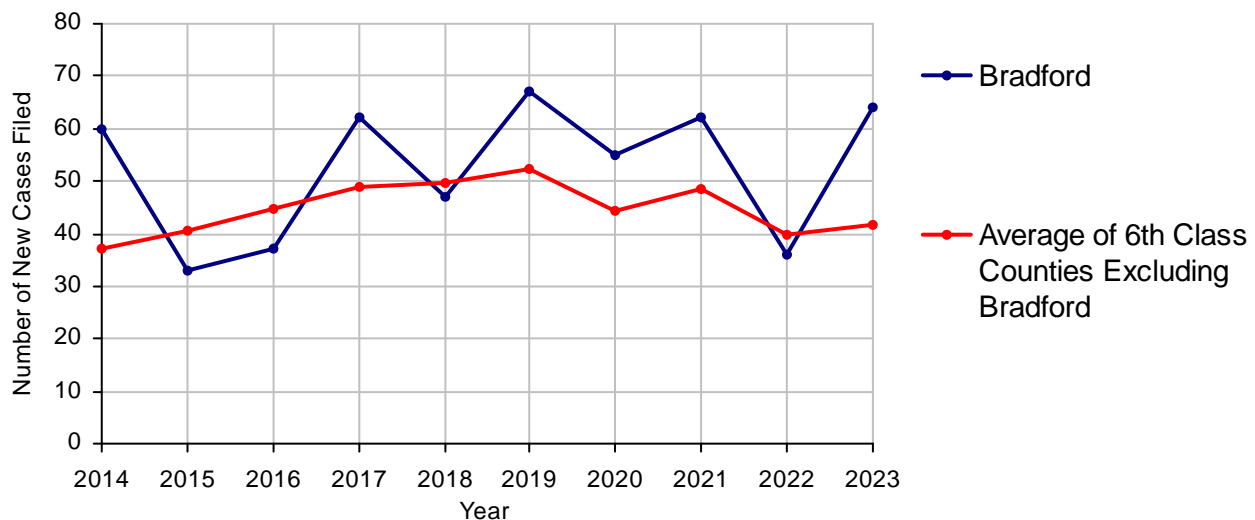


2023 Juvenile Dependency - Petitions Pending Adjudication

	Abuse/ Neglect	Status Offenses	Total
Cases Pending 1/1/2023	3	0	3
New Petitions Filed in 2023	62	2	64
Other	14	1	15
Total Petitions Available for Processing	79	3	82
Processed by:			
Adjudicated Dependent			
Judge	8	0	8
Juvenile Court Hearing Officer	28	3	31
Adjudicated NOT Dependent			
Judge	0	0	0
Juvenile Court Hearing Officer	3	0	3
Withdrawn/Dismissed/Inactive	22	0	22
Other	12	0	12
Total Petitions Processed	73	3	76
Cases Pending 12/31/2023	6	0	6

Data provided by CPCMS

Abuse/Neglect and Status Offenses New Cases Filed, 2014-2023

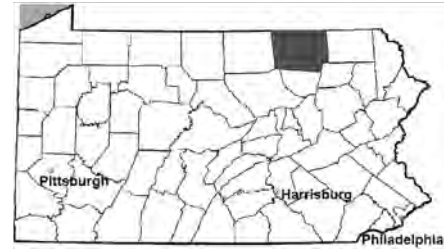


Bradford County

2023 Population estimate: 59,695

Class of County: 6th

No. of Common Pleas Court Judgeships: 2



2023 Juvenile Dependency - Adjudicated Dependent Inventory

	Abuse/ Neglect	Status Offenses	Total
Cases Pending 1/1/2023	66	2	68
New Adjudicated Dependent Cases	36	3	39
Other	1	0	1
Total Adjudicated Dependent Cases	103	5	108

Court Supervision Terminated:

Family Reunification	12	36.4%	0	12	34.3%
Adoption	9	27.3%	0	9	25.7%
Placement with a Relative/Guardian	7	21.2%	1 50.0%	8	22.9%
Aged Out	2	6.1%	1 50.0%	3	8.6%
Other Permanency Outcomes*	1	3.0%	0	1	2.9%
Other**	2	6.1%	0	2	5.7%
Total Adjudicated Dependent Cases Terminated	33	100.0%	2 100.0%	35	100.0%
Cases Pending 12/31/2023	70		3	73	

Data provided by CPCMS

* Other Permanency Outcomes include: adjudicated delinquent, death due to natural causes, emancipation, permanent living arrangement, and parent has come forward.

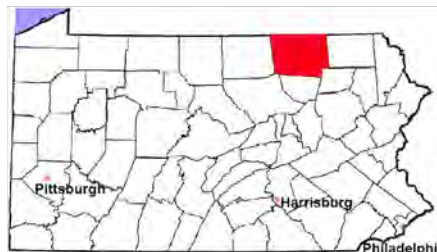
** Other includes cases where court supervision is terminated due to transfer out of jurisdiction, withdrawal and administrative closure.

Bradford County

2023 Population estimate: 59,695

Class of County: 6th

No. of Common Pleas Court Judgeships: 2

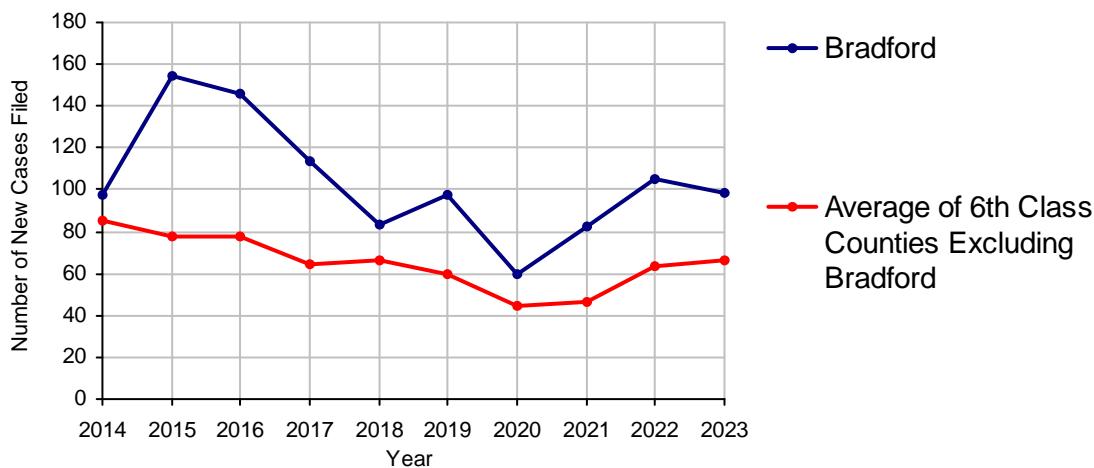


2023 Juvenile Delinquency - Cases Pending Disposition

Begin Pending	60
New Cases	99
Consent Decree Revoked	0
Informal Adjustment Program Revoked	0
Alternative Program Revoked	0
Warrant Returned	0
Other	5
Total Cases Available for Disposition	164
Warrant Issued	0
Disposed by:	
Adjudicated Delinquent by a Judge	9
Adjudicated Delinquent by a Juvenile Court Hearing Officer	2
Consent Decree Entered	44
Informal Adjustment Program Entered	38
Warned and Counseled (Pre-Petition)	0
Dismissed/Withdrawn/Transferred	7
Transferred to Criminal Court	1
Other	1
Total Cases Disposed	102
End Pending	62

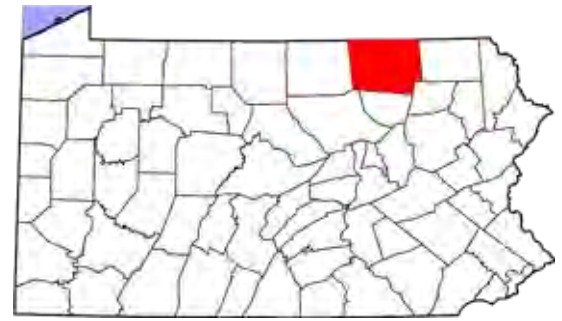
Data provided by CPCMS

Juvenile Delinquency New Cases Filed, 2014-2023



Bradford County

2023 Population: 59,695
 Class of County: 6th
 No. of Common Pleas Judgeships: 2

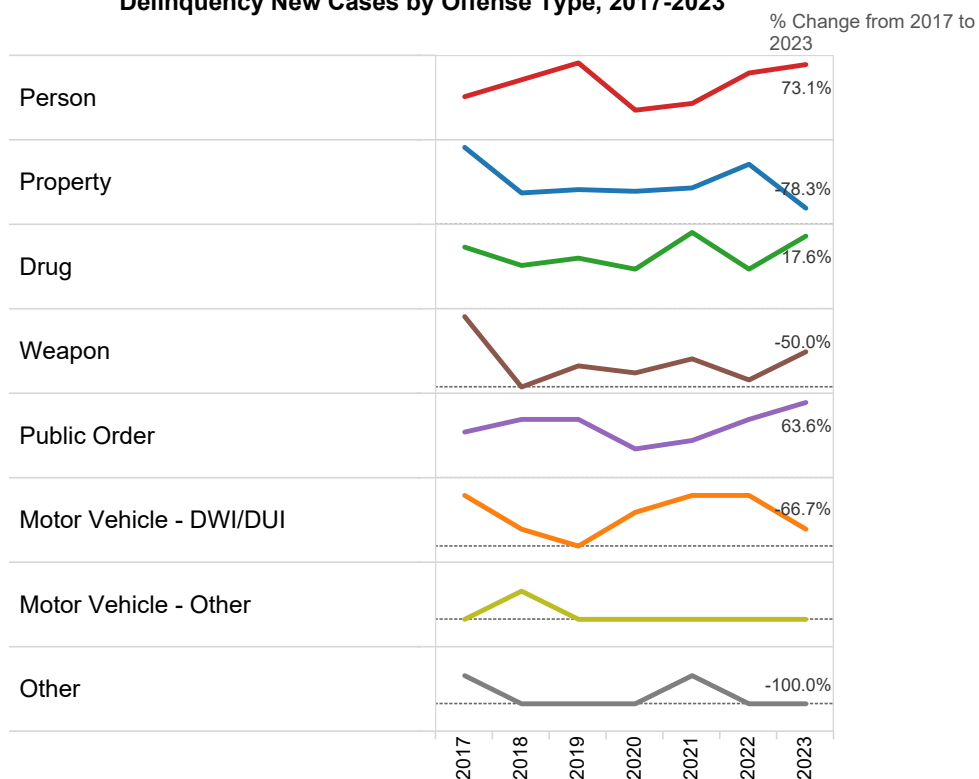


2023 Delinquency - New Cases by Offense Type

Case Type	Felony	Misdemeanor	Summary	Total	
Person	6	39	0	45	45.5%
Property	4	5	1	10	10.1%
Drug	0	20	0	20	20.2%
Weapon	1	4	0	5	5.1%
Public Order	0	17	1	18	18.2%
Motor Vehicle - DWI/DUI	0	1	0	1	1.0%
Motor Vehicle - Other	0	0	0	0	0.0%
Other	0	0	0	0	0.0%
Total	11	86	2	99	100.0%
	11.1%	86.9%	2.0%	100.0%	

Data provided by CPCMS

Delinquency New Cases by Offense Type, 2017-2023

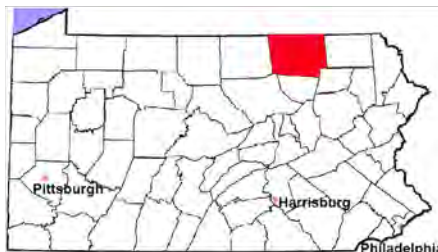


Bradford County

2023 Population estimate: 59,695

Class of County: 6th

No. of Common Pleas Court Judgeships: 2



2023 Juvenile Delinquency - Formal Dispositions

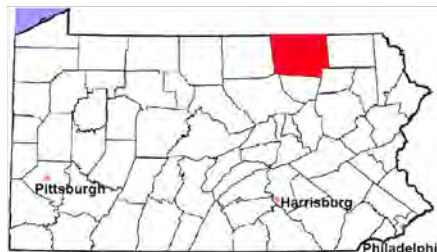
Begin Pending	33
Adjudicated Delinquent by a Judge	9
Adjudicated Delinquent by a Juvenile Court Hearing Officer	2
Warrant Returned	0
Other	0
Total Adjudicated Delinquent Cases	44
Warrant Issued	0
Court Supervision Terminated:	
Conditions Satisfied	7
Compelling Reasons	6
Reached Age 21	0
Transferred to Another Juvenile Court	0
Other	0
Total Adjudicated Delinquent Cases Terminated	13
End Pending	31

(R) - Revised

Data provided by CPCMS

Bradford County

2023 Population estimate: 59,695
 Class of County: 6th
 No. of Common Pleas Court Judgeships: 2

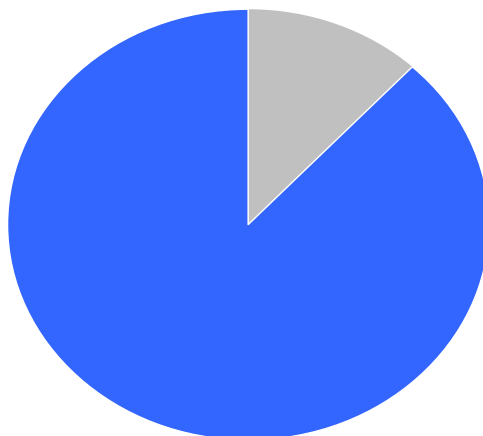


2023 Juvenile Delinquency - Informal Dispositions

Pending Consent Decrees	32
Pending Informal Adjustments	28
New Consent Decrees	44
New Informal Adjustments	38
Warrant Returned	0
Other	4
Cases Informally Disposed	146
Warrant Issued	0
Terminated by:	
Consent Decree Completed	40
Informal Adjustment Completed	36
Consent Decree Revoked	0
Informal Adjustment Program Revoked	0
Other	3
Total Informally Disposed Cases Terminated	79
End Pending	67

(R) - Revised
 Data provided by CPCMS

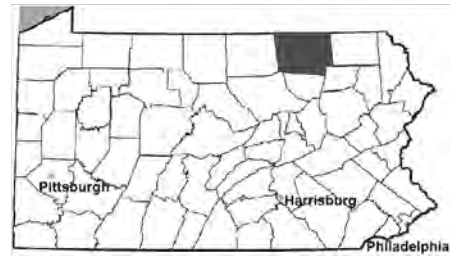
Informal Dispositions: **88%**



Delinquency Cases are disposed either formally, at a proceeding held before a judge or hearing officer, or informally without a proceeding. Informal dispositions include informal adjustments supervised by a juvenile probation officer; consent decrees agreed upon with the District Attorney after a petition is filed; or other pre-petition process by the juvenile probation department.

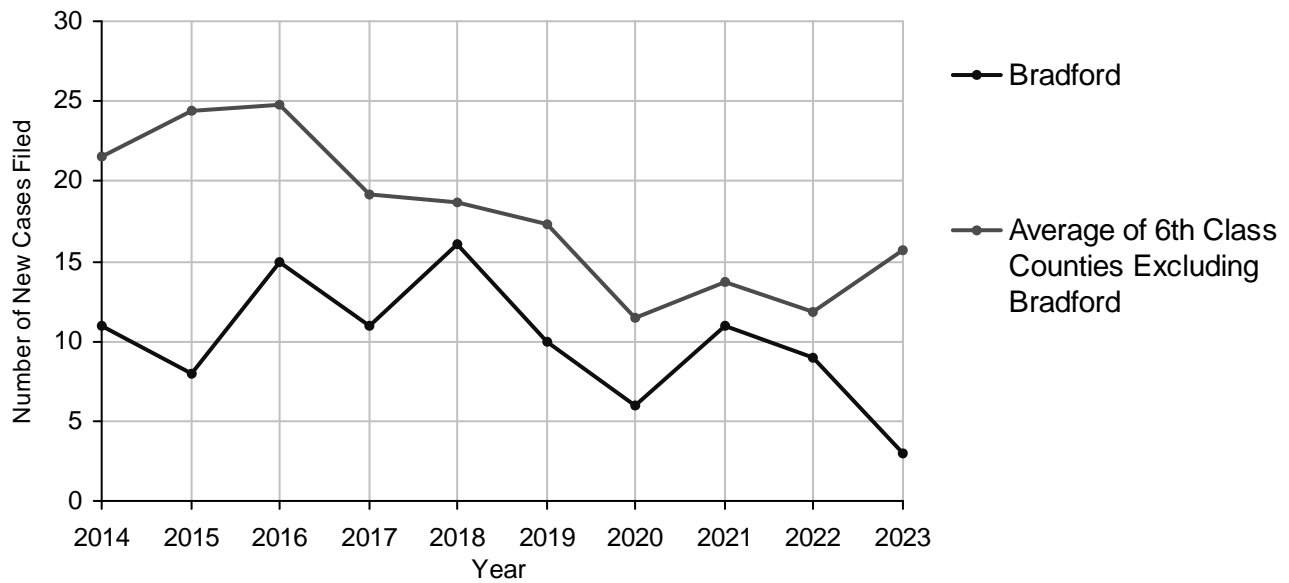
Bradford County

2023 Population estimate: 59,695
 Class of County: 6th
 No. of Common Pleas Court Judgeships: 2



2023 Accounts	No. of Cases
Cases Pending 1/1/2023	2
New Cases Filed in 2023	3
Cases Available for Processing	5
Processed By:	
Contested before a Judge	0
Contested before a Non-Judicial Officer	0
Uncontested	2 100.0%
Other	0
Cases Processed	2 100.0%
Cases Pending 12/31/2023	3

Accounts New Cases Filed, 2014-2023



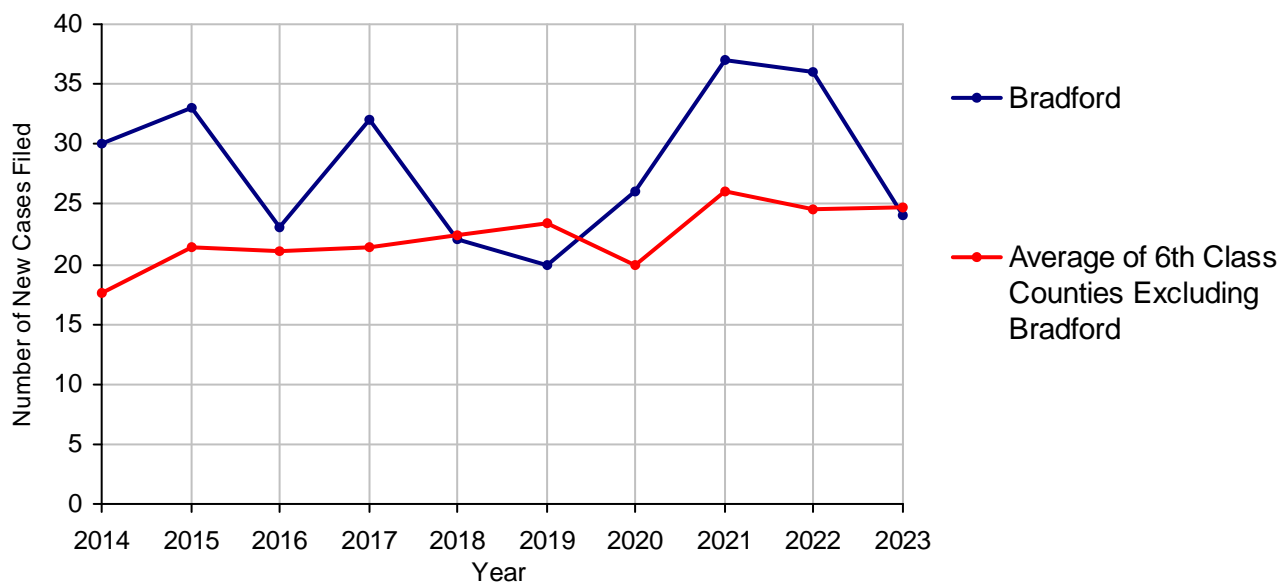
Bradford County

2023 Population estimate: 59,695
 Class of County: 6th
 No. of Common Pleas Court Judgeships: 2



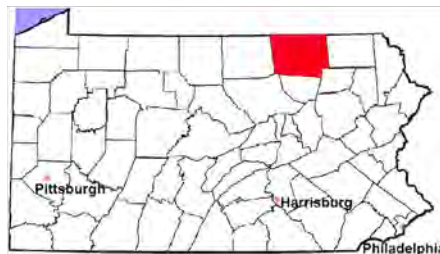
2023 Adoptions		No. of Cases	
Cases Pending 1/1/2023		6	
New Cases Filed in 2023		24	
Cases Available for Processing		30	
Processed By:			
Contested before a Judge	Granted	0	
	Denied	0	
Uncontested	Granted	26	100.0%
	Denied	0	
Other		0	
Cases Processed		26	100.0%
Cases Pending 12/31/2023		4	

Adoptions New Cases Filed, 2014-2023



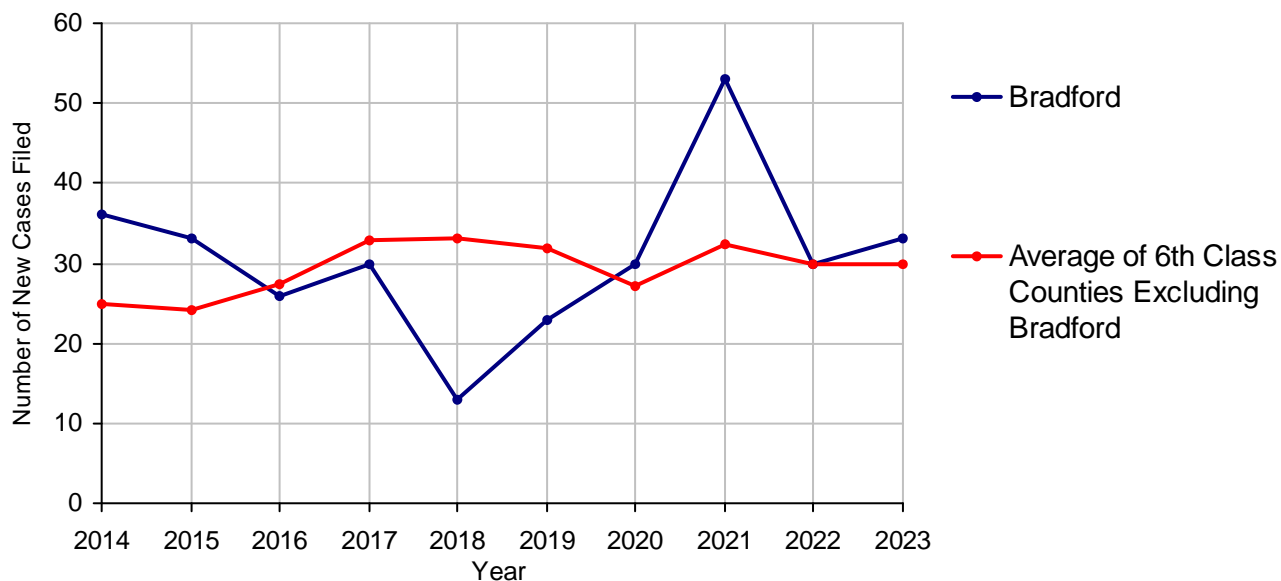
Bradford County

2023 Population estimate: 59,695
 Class of County: 6th
 No. of Common Pleas Court Judgeships: 2



2023 Relinquishments/Terminations	No. of Cases	
Cases Pending 1/1/2023	8	
New Cases Filed in 2023	33	
Cases Available for Processing	41	
Processed By:		
Contested before a Judge	6	21.4%
Uncontested	22	78.6%
Other	0	
Cases Processed	28	100.0%
Cases Pending 12/31/2023	13	

Relinquishments/Terminations New Cases Filed, 2014-2023

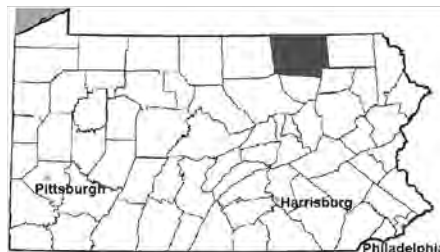


Bradford County

2023 Population estimate: 59,695

Class of County: 6th

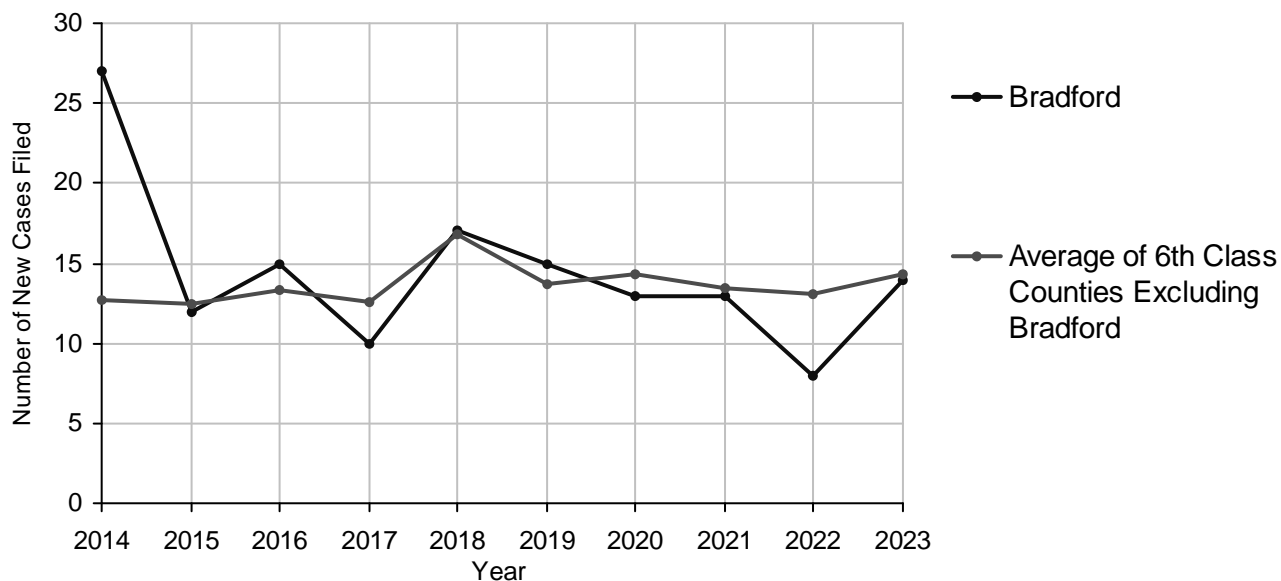
No. of Common Pleas Court Judgeships: 2



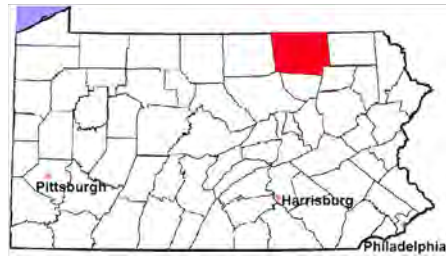
2023 Appointment of Guardians

	No. of Cases	
Cases Pending 1/1/2023	4	
New Cases Filed in 2023	14	
Cases Available for Processing	18	
Processed By:		
Contested before a Judge	0	
Uncontested	14	87.5%
Other	2	12.5%
Cases Processed	16	100.0%
Cases Pending 12/31/2023	2	

Appointment of Guardians New Cases Filed, 2014-2023



Bradford County



2023 Population estimate: 59,695

Class of County: 6th

No. of Common Pleas Court Judgeships: 2

2023 Jury Yield and Utilization

Jury Yield

Qualification Questionnaires/Summonses Mailed:	2,400	A		
Returned Undeliverable:	274	B	11.4%	Of Qualification Questionnaires/ Summonses Mailed
Not Responded to:	77	C	3.2%	
the Number of Prospective Jurors:				
Disqualified:	549	D	22.9%	
Exempted:	37	E	1.5%	
Excused:	337	F	14.0%	
Deferred to New Term:	304	G	12.7%	
Deferred from Previous Term:	382	H	15.9%	
Total Number of Qualified Jurors Available for Service:	1,204	I	50.2%	

$I = A - B - C - D - E - F - G + H$

Jury Utilization

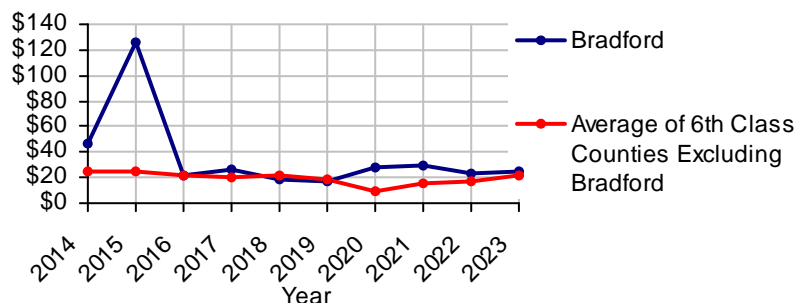
the Number of Jurors:			
Reporting for Service:	742	61.6%	Of Jurors Qualified and Available
Told Not to Report for Service:	0		
Sent to Courtroom for Jury Selection (Voir Dire):	579	78.0%	Of Jurors Reporting for Service
Impaneled or Sworn (jurors/alternates):	168	22.6%	
Removed for Cause/Hardship:	104		
Removed by Peremptory Challenge:	169		
Number of Jury Trials Started:	10		
Pool Days:	11		
Zero Panel Days:	0		(Of Pool Days)

Jury Costs

Total Annual Budget for Juror Operations:	\$60,640.00	J
Average Cost Per Juror:	\$25.27	K

$K = J/A$

Average Cost Per Juror, 2014-2023



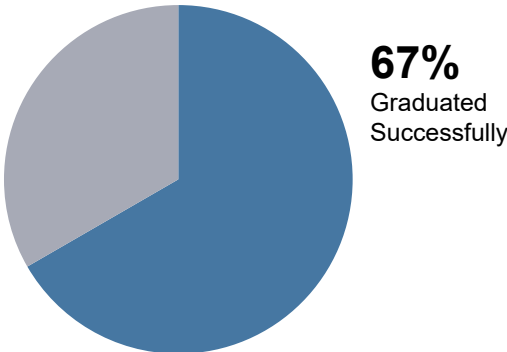
Bradford County

2023 Problem Solving Courts

12 Discharges

13 Admissions

Of All Court Participants Discharged:



Adult Drug Court



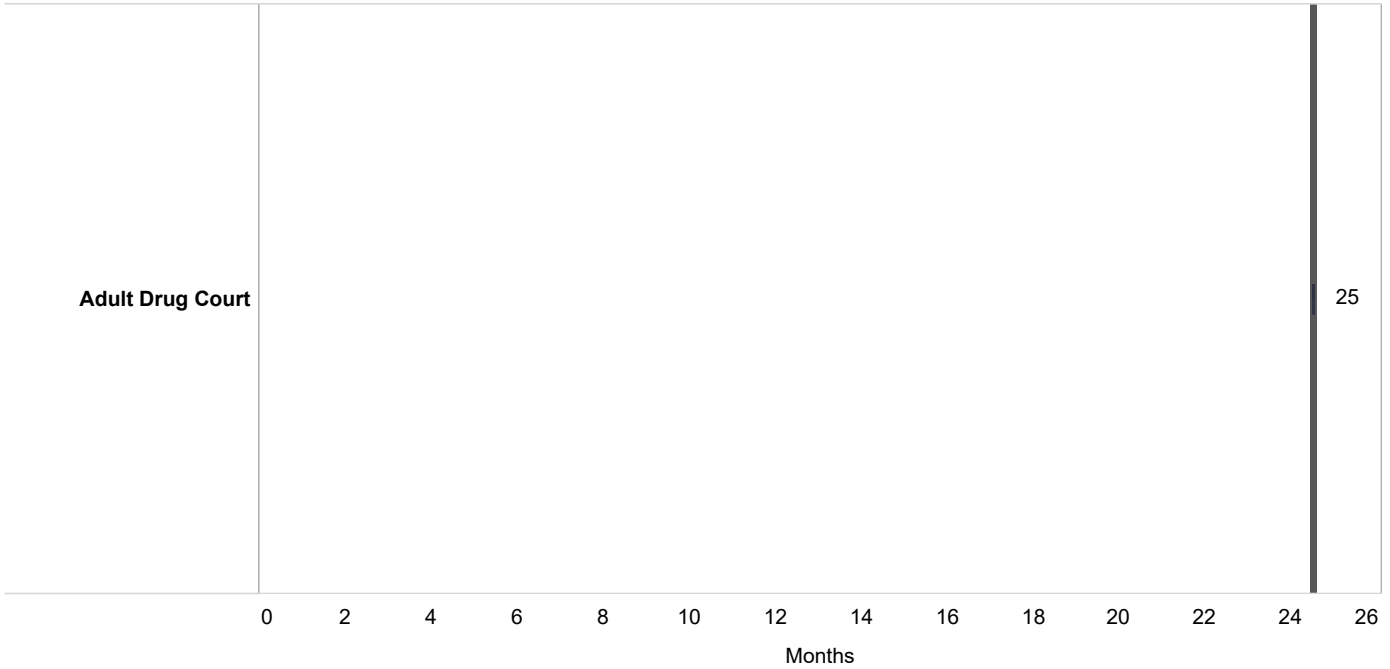
Discharge Reason

	Successfully Completed	Unsuccessful/New Offense	Unsuccessful /Non-Compliant	Total Discharges
Adult Drug Court	8 (66.7%)	1 (8.3%)	3 (25.0%)	12 (100.0%)

Bradford County

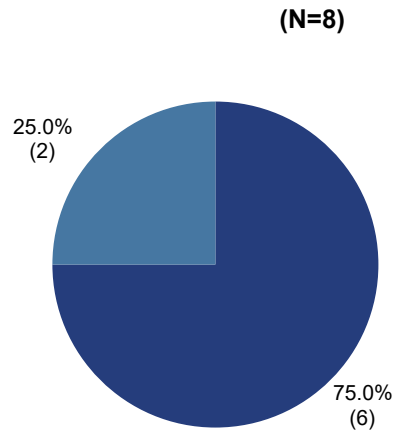
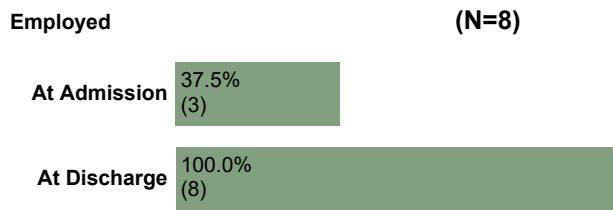
2023 Problem Solving Courts

Median Months from Admission to Discharge



Among successful graduates, there was a 167% increase in employment.

75% of the employed successful graduates were employed full time:



25% (3) of all participants have improved in **education level** at discharge.

■ Employed Full Time
■ Employed Part Time

DEPARTMENT OF RESEARCH & STATISTICS

KIM NIEVES, PH.D.

DIRECTOR

ANDREW GINDER, MPA

ASSISTANT DIRECTOR

YAN LIU, M.S.

SENIOR STATISTICAL ANALYST

SASANKA ADIKARI, PH.D

DATA SCIENTIST

AMANDA PEREIRA

RESEARCH ASSISTANT