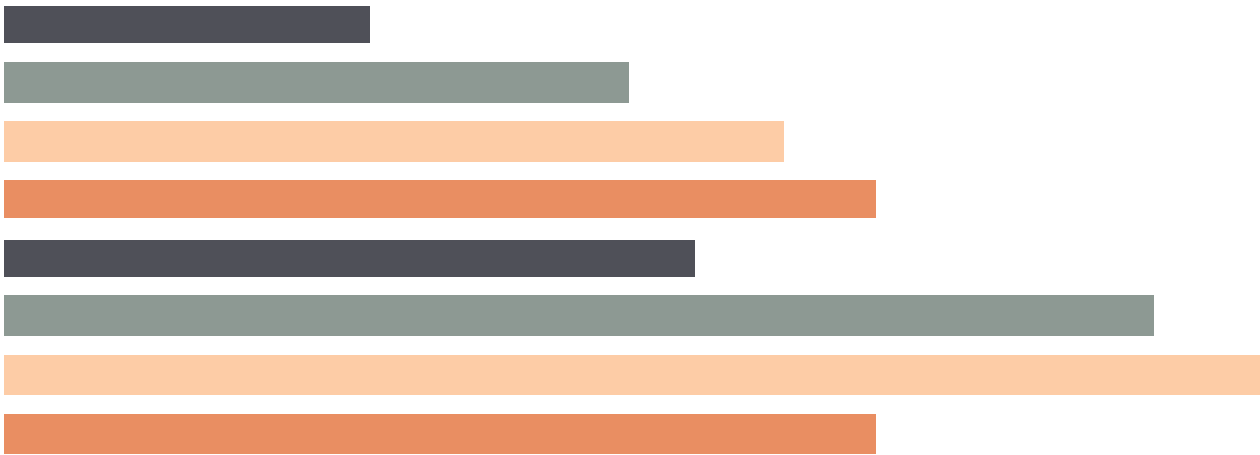
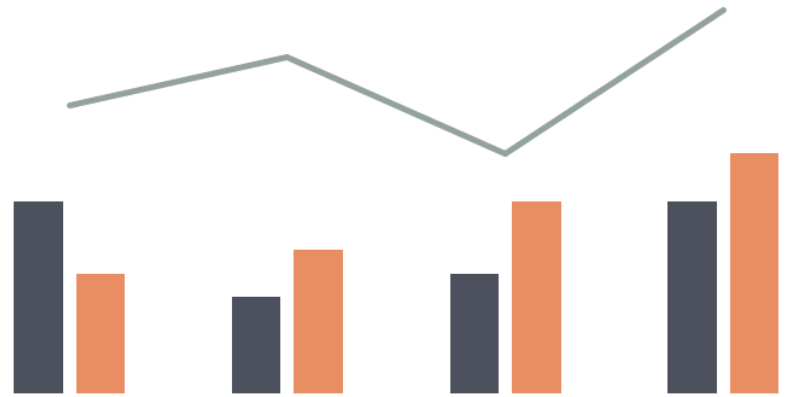


2023 Cambria County


Court of Common Pleas
Caseload Statistics for



We are pleased to provide you with a copy of the 2023 County Caseload Display pages. They can also be viewed on the AOPC webpage at www.pacourts.us in the *News & Statistics* section under *Research & Statistics*.

Should you have any questions or comments, please do not hesitate to contact me at 717.231.3300 .

Sincerely,

A handwritten signature in black ink, appearing to read "Sasanka", written over a horizontal line.

Sasanka Adikari, Ph.D.
Data Scientist
Department of Research and Statistics

Table of Contents

CPCMS Criminal	Page 1
CPCMS Criminal - New Cases by Case Type.....	Page 2
Civil.....	Page 3
Civil - Docketed Cases Listed by Case Type.....	Page 4
Protection From Abuse	Page 5
Spousal & Child Support and Paternity	Page 6
Custody/Partial Custody/Visitation.....	Page 7
Divorce	Page 8
Juvenile Dependency - Active Dependent Inventory	Page 9
Juvenile Dependency - Adjudicated Dependent Inventory	Page 10
Juvenile Delinquency - Cases Pending Disposition.....	Page 11
Juvenile Delinquency - New Cases by Case Type	Page 12
Juvenile Delinquency - Formal Dispositions	Page 13
Juvenile Delinquency - Informal Dispositions	Page 14
Accounts.....	Page 15
Adoptions.....	Page 16
Relinquishments/Terminations	Page 17
Appointment of Guardians	Page 18
Jury Yield and Utilization	Page 19
Problem Solving Courts.....	Pages 20-21

Cambria County

2023 Population estimate: 130,668

Class of County: 4th

No. of Common Pleas Court Judgeships: 5



2023 Criminal	No. of Cases
---------------	--------------

Cases Pending 1/1/2023	691
New Cases Filed in 2023	1,403
Reopened Cases	113
Cases Available for Processing	2,207

Processed by:

Withdrawn/Dismissed	122	8.6%
Diversionsary Disposition*	261	18.4%
Guilty Plea	932	65.7%
Non-Jury Trial	4	0.3%
Jury Trial	5	0.4%
Inactive	78	5.5%
Other	16	1.1%
Total Cases Processed	1,418	100.0%

Cases Pending 12/31/2023 **789**

Cases Awaiting Sentencing **41**

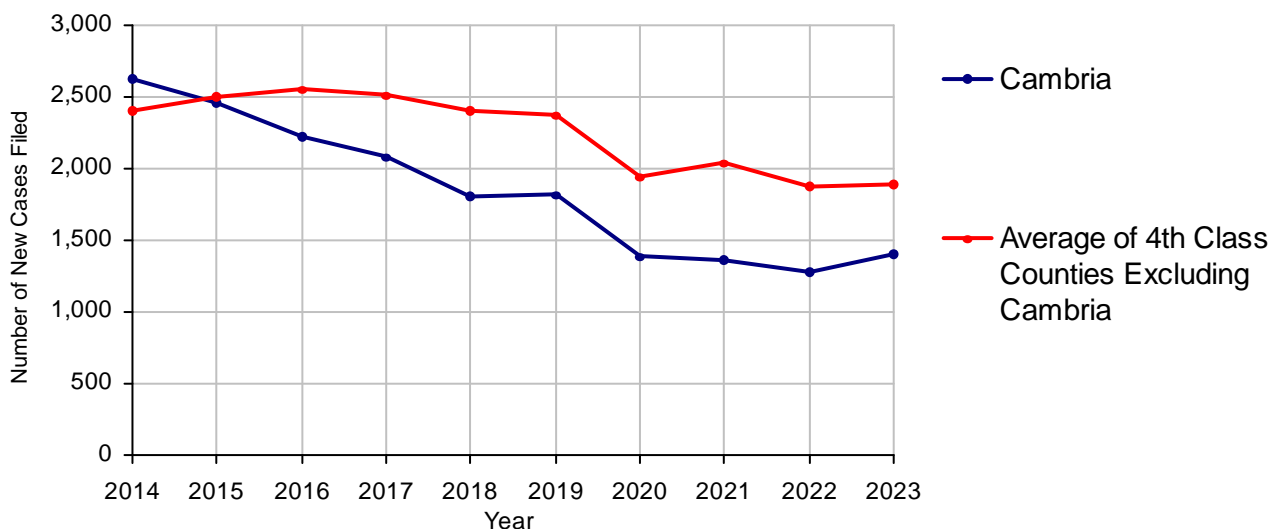
Data provided by CPCMS

* Includes other diversionary programs such as Veterans Court.

Age of Pending Cases as of 12/31/2023

0-60 Days	234	29.7%
61-120 Days	223	28.3%
121-180 Days	117	14.8%
181-240 Days	73	9.3%
241-300 Days	38	4.8%
301-360 Days	35	4.4%
Over 360 Days	69	8.7%
Total	789	100.0%

Criminal New Cases, 2014-2023



Cambria County

2023 Population: 130,668
 Class of County: 4th
 No. of Common Pleas Judgeships: 5

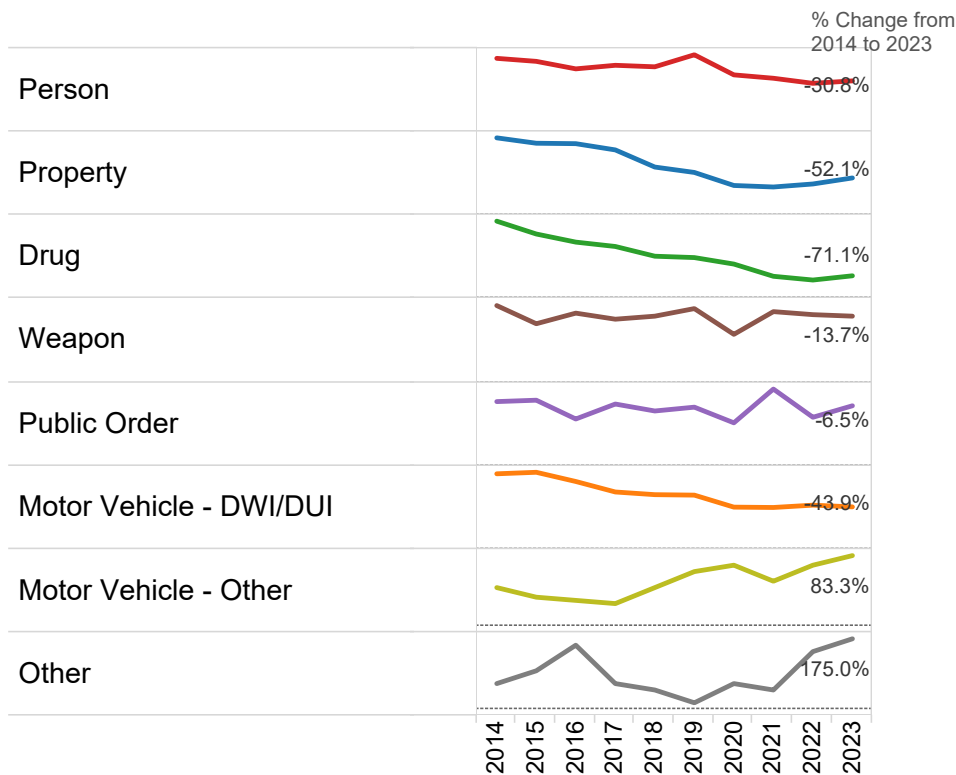


2023 Criminal - New Cases by Offense Type

Case Type	Felony	Misdemeanor	Summary	Total	
Person	157	113	0	270	19.2%
Property	221	117	4	342	24.4%
Drug	97	81	0	178	12.7%
Weapon	40	4	0	44	3.1%
Public Order	88	85	0	173	12.3%
Motor Vehicle - DWI/DUI	13	350	0	363	25.9%
Motor Vehicle - Other	2	19	1	22	1.6%
Other	11	0	0	11	0.8%
Total	629	769	5	1,403	100.0%
	44.8%	54.8%	0.4%	100.0%	

Data provided by CPCMS

Criminal New Cases by Offense Type, 2014-2023

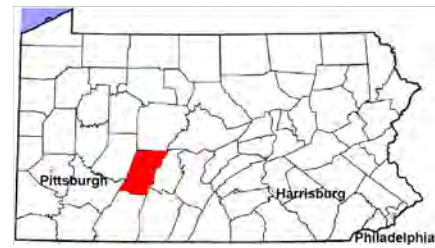


Cambria County

2023 Population estimate: 130,668

Class of County: 4th

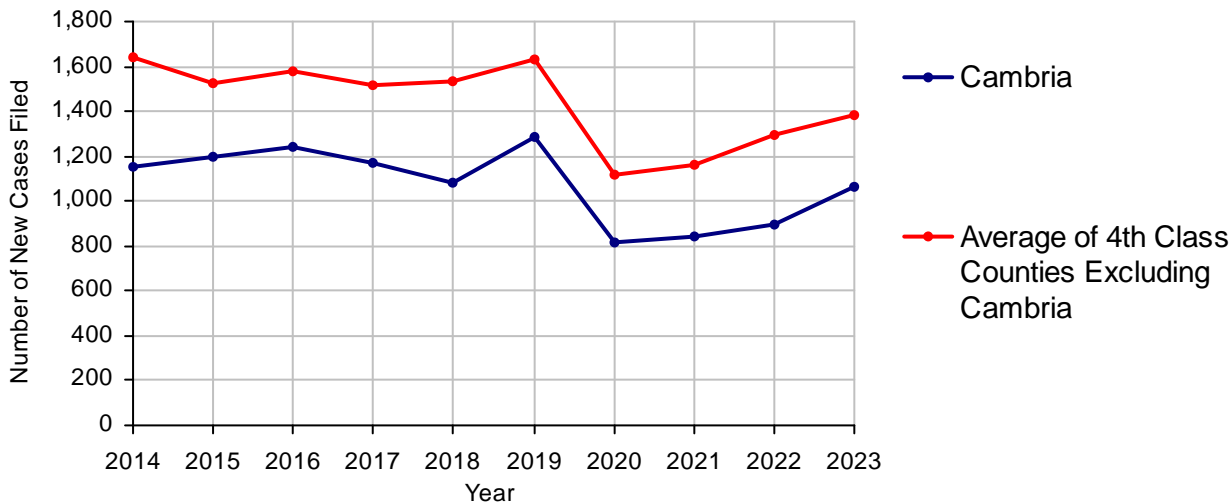
No. of Common Pleas Court Judgeships: 5



2023 Civil	Civil Action	Other	Total
Cases Pending 1/1/2023	734	1,269	2,003
Docketed Cases	651	415	1,066
Arbitration Appeals	8	0	8
Transferred In	1	0	1
Returned to Active	67	3	70
Cases Available for Processing	1,461	1,687	3,148
Processed By:			
Default Judgments	195	128	323
Cases Decided by Arbitration Board	36	3	39
Dispositive Motions	5	29	34
Settlements	66	26	92
Moved to Inactive Status	0	0	0
Transferred/Withdrawn	8	8	16
Dismissed/Discontinued	358	89	447
Administrative Purge	23	28	51
Other	26	44	70
Jury Trial	1	0	1
Non-Jury Trial	3	36	39
Total Cases Processed	721	391	1,112
Cases Pending 12/31/2023	740	1,296	2,036

Age of Pending Cases as of 12/31/2023 (Civil Action Only)		
0-6 months	290	39.2%
7-12 months	106	14.3%
13-18 months	95	12.8%
19-24 months	64	8.6%
25-30 months	68	9.2%
31-36 months	44	5.9%
37-42 months	18	2.4%
43-48 months	15	2.0%
49-54 months	10	1.4%
55-60 months	9	1.2%
61-66 months	3	0.4%
67-72 months	4	0.5%
Over 72 months	14	1.9%
Total	740	100.0%

Docketed Cases, 2014-2023



Cambria County

2023 Population estimate: 130,668

Class of County: 4th

No. of Common Pleas Court Judgeships: 5



2023 Civil - Docketed Cases Listed by Case Type

TORT 82 7.7%

(does not include mass tort)

Intentional	2
Malicious Prosecution	2
Motor Vehicle	32
Nuisance	1
Premise Liability	18
Product Liability	2
Slander/Libel/Defamation	3
Other	22

MASS TORT 19 1.8%

Asbestos	19
Tobacco	0
Toxic Tort - DES	0
Toxic Tort - Implant	0
Toxic Waste	0
Other	0

PROFESSIONAL LIABILITY 9 0.8%

Dental	0
Legal	0
Medical Malpractice	8
Other	1

CONTRACT 495 46.4%

(does not include judgments)

Buyer Plaintiff	6
Debt Collection: Credit Card	329
Debt Collection: Other	111
Employment Dispute: Discrimination	1
Employment Dispute: Other	3
Other	45

Of the Docketed Cases:

Pro Se Filings:	99	9.3%	Class Action Suits:	4	0.4%	MDJ Appeals:	114	10.7%
-----------------	----	------	---------------------	---	------	--------------	-----	-------

*Civil Other

REAL PROPERTY 273 25.6%

Ejectment*	22
Eminent Domain/Condemnation*	1
Ground Rent	0
Landlord/Tenant Dispute	46
Mortgage Foreclosure:	
Residential*	138
Commercial*	9
Partition of Real Property*	5
Quiet Title*	19
Other*	33

CIVIL APPEALS 87 8.2%

- Administrative Agencies

Board of Assessment*	11
Board of Elections*	0
Dept. of Transportation*	55
Zoning Board*	2
Statutory Appeal - Other*	1
Other*	18

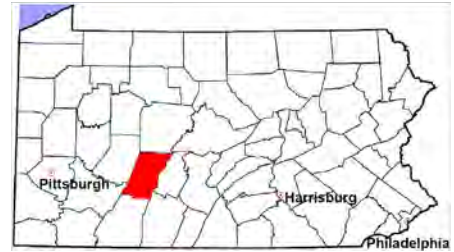
MISCELLANEOUS 101 9.5%

Common Law/	
Statutory Arbitration*	0
Declaratory Judgment*	5
Mandamus*	1
Non-Domestic Relations	
Restraining Order*	0
Quo Warranto*	0
Replevin*	13
Other*	82

TOTAL DOCKETED CASES: 1,066 100.0%

Cambria County

2023 Population estimate: 130,668
 Class of County: 4th
 No. of Common Pleas Court Judgeships: 5



2023 Protection From Abuse

**No. of
Petitions**

Cases Pending 1/1/2023	27
New Cases Filed in 2023	341
<i>Of these, Petitions Requesting Temporary Orders: 341 (100.0%)</i>	
<i>Temporary Orders DENIED: 112 (32.8%), Temporary Orders GRANTED: 229 (67.2%)</i>	

Cases Available for Processing 368

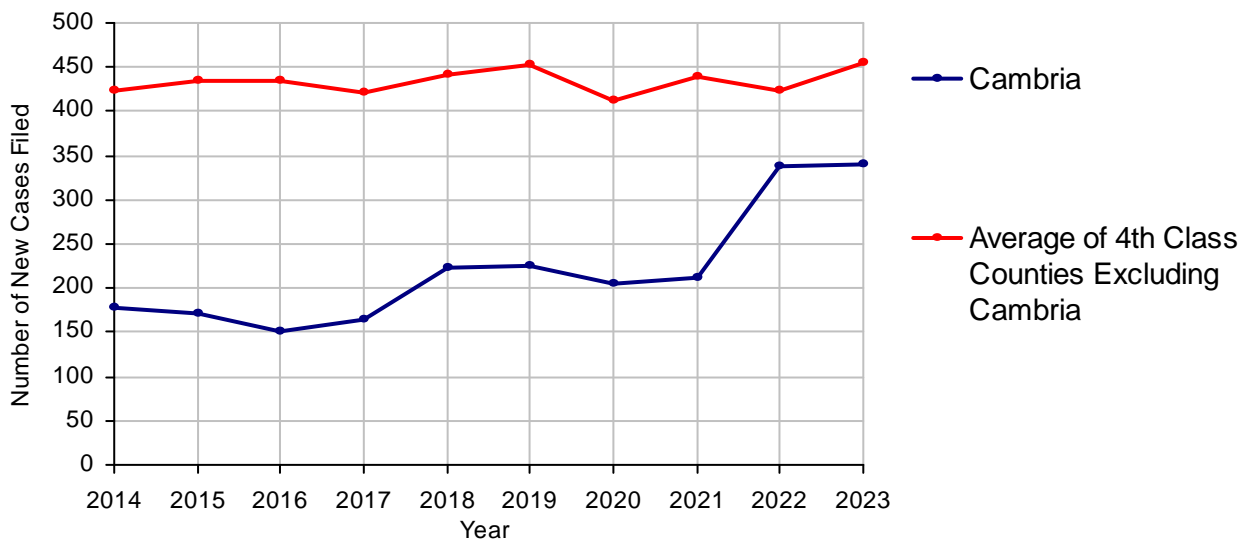
Processed By:

Temporary Order DENIED After Ex Parte Hearing and No Evidentiary Hearing Scheduled	61	17.6%
Temporary Order DISMISSED After Evidentiary Hearing and No Final Order Entered	47	13.6%
Final Order DENIED After Evidentiary Hearing Before a Judge or a Judicial Officer	24	6.9%
Final Order GRANTED After Evidentiary Hearing Before a Judge or a Judicial Officer	51	14.7%
Plaintiff Did Not Appear For Evidentiary Hearing	8	2.3%
Final Order by STIPULATION OR AGREEMENT Between the Parties	121	35.0%
Petition WITHDRAWN by Plaintiff	33	9.5%
TRANSFERRED to Another Jurisdiction	0	
Other	1	0.3%

Cases Processed 346 100.0%

Cases Pending 12/31/2023 22

PFA New Cases Filed, 2014-2023

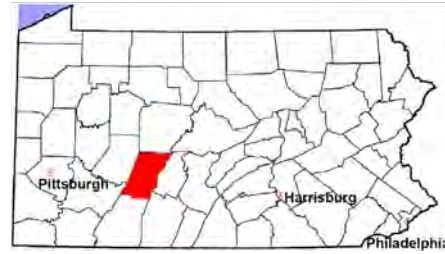


Cambria County

2023 Population estimate: 130,668

Class of County: 4th

No. of Common Pleas Court Judgeships: 5



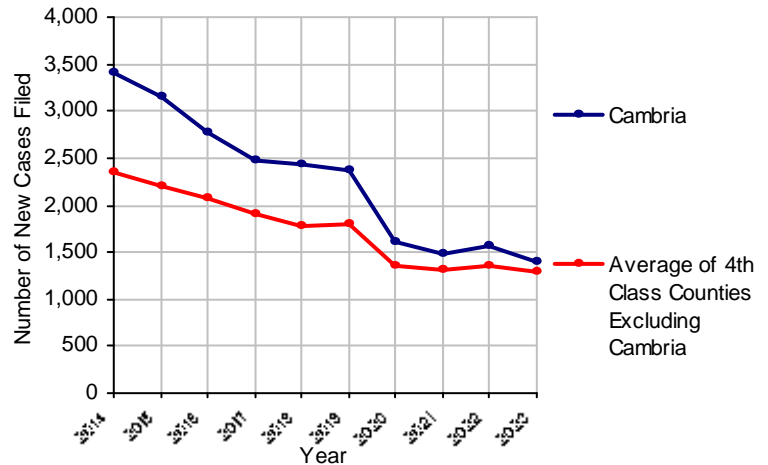
2023 Spousal & Child Support	No. of Petitions
Cases Pending 1/1/2023	252
New Cases Filed in 2023	1,394
Dockets Transferred In (+)	86
Dockets Transferred Out (-)	20
Cases Available for Processing	1,712
Processed By:	
Judge	9 0.6%
Intake Officer	1,392 95.7%
Hearing Officer	52 3.6%
Other	1 0.1%
Cases Processed	1,454 100.0%
Cases Pending 12/31/2023	258

Data provided by PACSES

2023 Paternity	No. of Cases
Acknowledgements Filed:	
Non-Domestic Relations Section	134 91.2%
During Conference	10 6.8%
Non-Stipulated (post genetic test)	0
Pre-Trial Conference	3 2.0%
Total	147 100.0%
Established:	
Stipulated by Genetic Tests	18 32.1%
Default - Father Failed to Appear	11 19.6%
Adjudication by Court Proceeding	0
Out of State	27 48.2%
Total	56 100.0%
Cases Pending 12/31/2023	42

Data provided by PACSES

Spousal & Child Support New Cases Filed, 2014-2023



DEFINITIONS:

ACKNOWLEDGEMENTS FILED:

NON-DOMESTIC RELATIONS SECTION: The voluntary Acknowledgement of Paternity by the alleged father.

DURING CONFERENCE: The alleged father signed the Acknowledgement of Paternity-Waiver of Trial (PE-010) at the initial child support conference.

NON-STIPULATED (POST GENETIC TEST): The alleged father signed the Acknowledgement of Paternity-Waiver of Trial after genetic tests were conducted and resulted in the alleged father being determined to be the biological father.

PRE-TRIAL CONFERENCE: The alleged father signed the Acknowledgement of Paternity-Waiver of Trial at the pre-trial conference.

ESTABLISHED:

STIPULATED BY GENETIC TESTS: The alleged father requested genetic tests and signed a stipulation that if the test results had a 99% or higher probability of paternity then the alleged father would be stipulated as the biological father of the child.

DEFAULT - FATHER FAILED TO APPEAR: The alleged father failed to appear after being served for either a support conference, hearing, or genetic test and a default paternity order was entered by the court.

ADJUDICATION BY COURT PROCEEDING: The alleged father was determined to be the biological father of the child through a court proceeding.

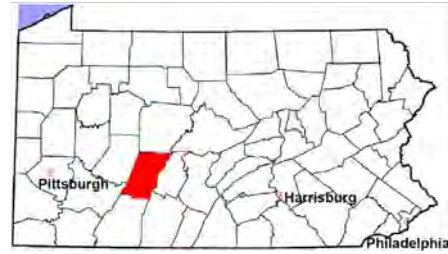
OUT OF STATE: Paternity was established in another state, "Out of state only".

Cambria County

2023 Population Estimate: 130,668

Class of County: 4th

No. of Common Pleas Court Judgeships: 5

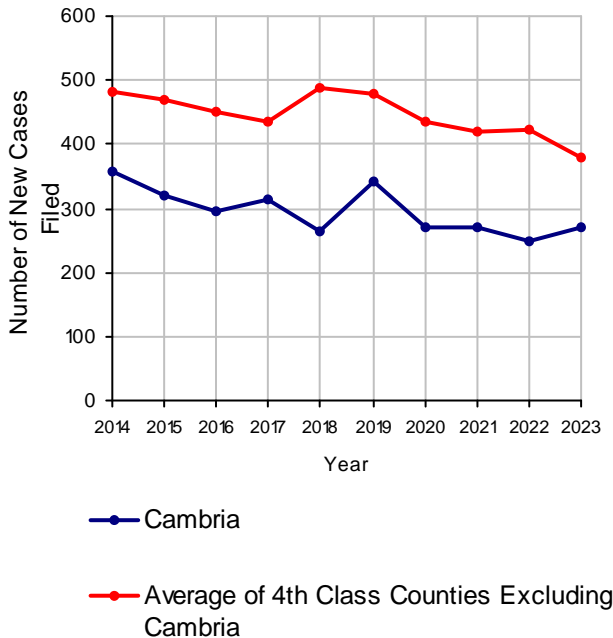


2023 Custody/Partial Custody/Visitation

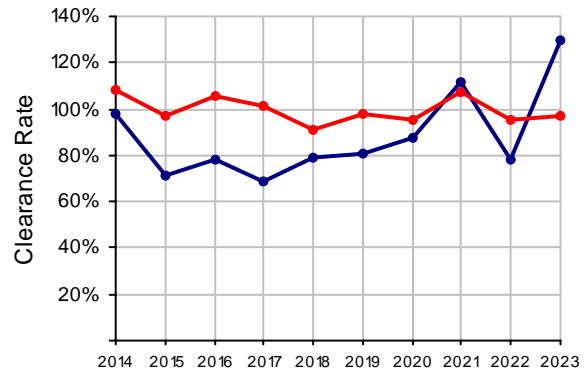
No. of Petitions

Cases Pending 1/1/2023	608
New Cases Filed in 2023	272
Cases Available for Processing	880
Processed By:	
Judge	125 35.4%
Non-Judicial Officer	75 21.2%
Administrative Review/Purge	95 26.9%
Other	58 16.4%
Cases Processed	353 100.0%
Cases Pending 12/31/2023	527

Custody/Partial Custody/Visitation New Cases Filed, 2014-2023

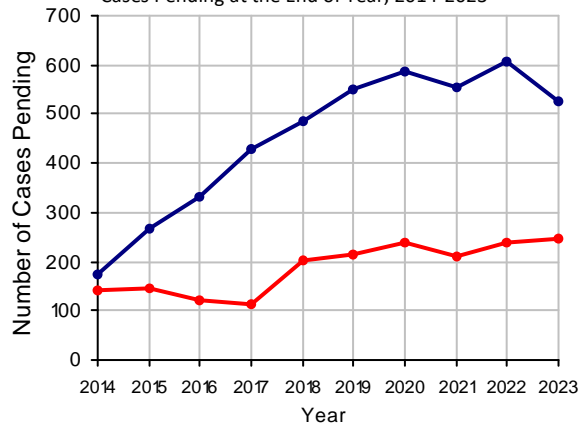


Clearance Rate, 2014-2023



Note: Clearance Rate = Cases Processed / New Cases Filed

Cases Pending at the End of Year, 2014-2023

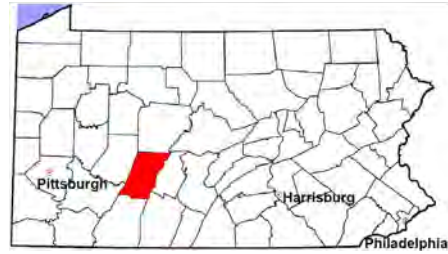


Cambria County

2023 Population estimate: 130,668

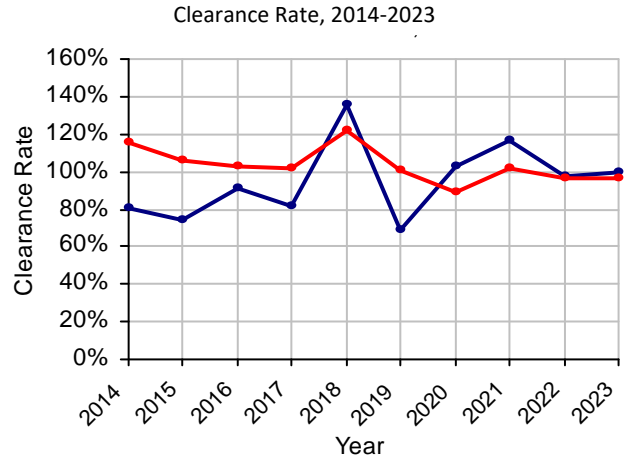
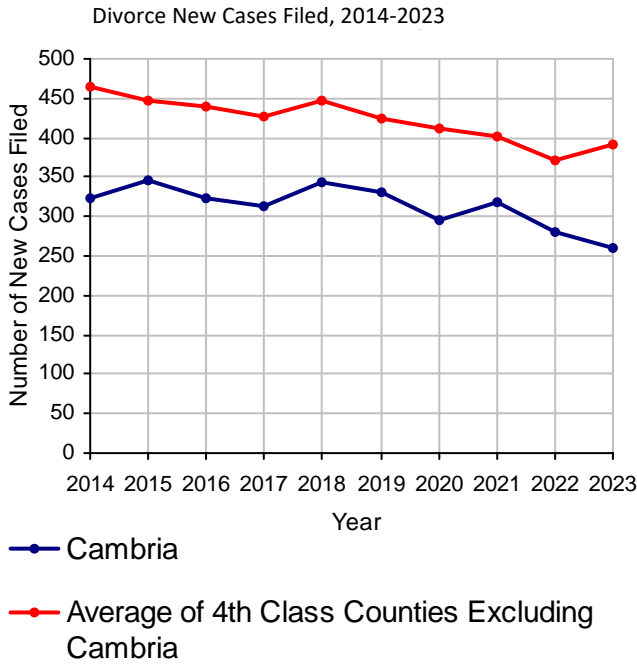
Class of County: 4th

No. of Common Pleas Court Judgeships: 5

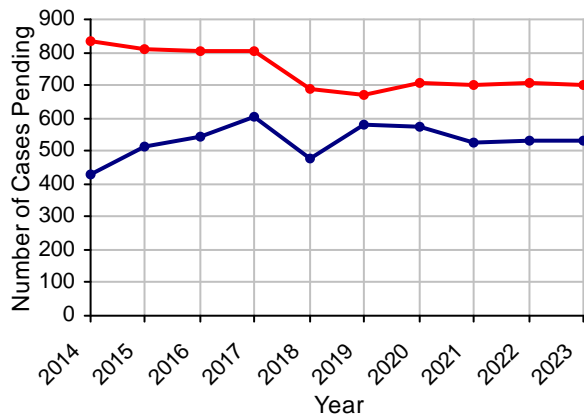


2023 Divorce

	No. of Petitions	
Cases Pending 1/1/2023	531	
New Cases Filed in 2023	260	
Cases Available for Processing	791	
Processed By:		
Contested Before a Judge	5	1.9%
Contested Before a Non-Judicial Officer	0	
Uncontested	210	81.1%
Administrative Review/Purge	22	8.5%
Other	22	8.5%
Cases Processed	259	100.0%
Cases Pending 12/31/2023	532	

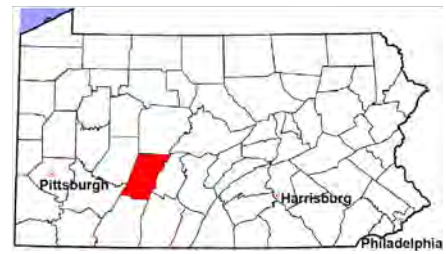


Note: Clearance Rate = Cases Processed / New Cases Filed
Cases Pending at the End of Year, 2014-2023



Cambria County

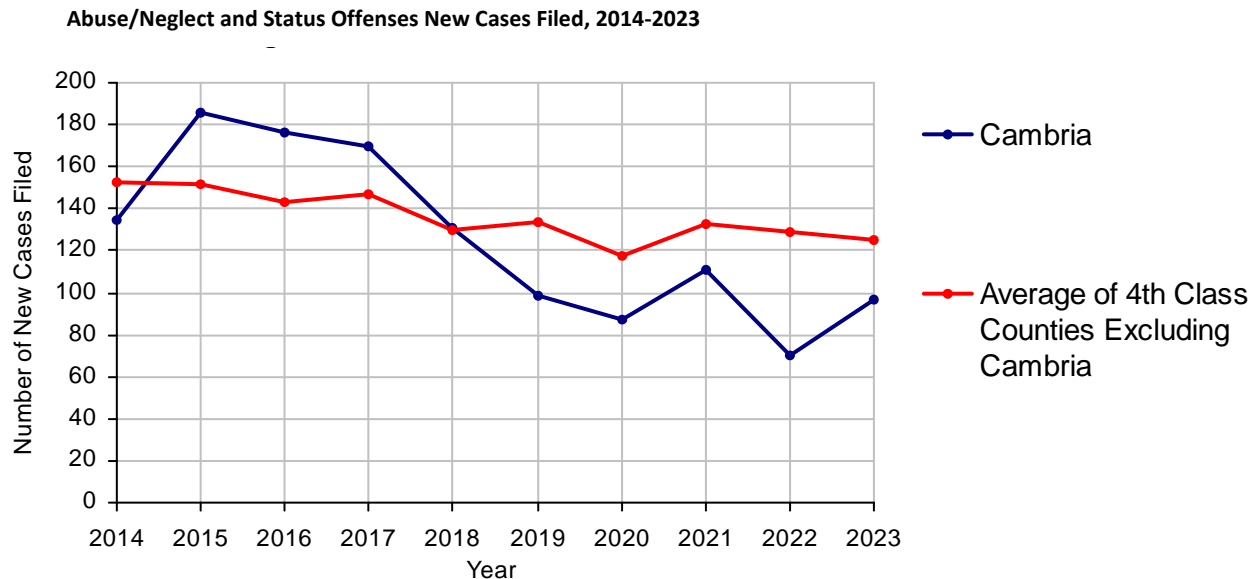
2023 Population estimate: 130,668
 Class of County: 4th
 No. of Common Pleas Court Judgeships: 5



2023 Juvenile Dependency - Petitions Pending Adjudication

	Abuse/ Neglect	Status Offenses	Total
Cases Pending 1/1/2023	4	0	4
New Petitions Filed in 2023	97	0	97
Other	6	0	6
Total Petitions Available for Processing	107	0	107
Processed by:			
Adjudicated Dependent			
Judge	50	0	50
Juvenile Court Hearing Officer	32	0	32
Adjudicated NOT Dependent			
Judge	4	0	4
Juvenile Court Hearing Officer	3	0	3
Withdrawn/Dismissed/Inactive	13	0	13
Other	0	0	0
Total Petitions Processed	102	0	102
Cases Pending 12/31/2023	5	0	5

Data provided by CPCMS

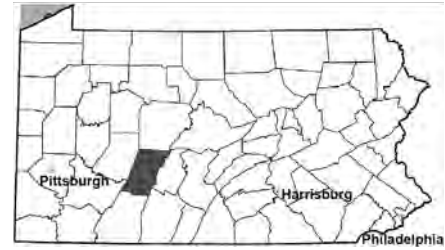


Cambria County

2023 Population estimate: 130,668

Class of County: 4th

No. of Common Pleas Court Judgeships: 5



2023 Juvenile Dependency - Adjudicated Dependent Inventory

	Abuse/ Neglect	Status Offenses	Total
Cases Pending 1/1/2023	131	5	136
New Adjudicated Dependent Cases	82	0	82
Other	0	0	0
Total Adjudicated Dependent Cases	213	5	218

Court Supervision Terminated:

Family Reunification	18	25.4%	0	18	25.0%
Adoption	16	22.5%	0	16	22.2%
Placement with a Relative/Guardian	29	40.8%	1	30	41.7%
Aged Out	4	5.6%	0	4	5.6%
Other Permanency Outcomes*	0		0	0	
Other**	4	5.6%	0	4	5.6%
Total Adjudicated Dependent Cases Terminated	71	100.0%	1	72	100.0%
Cases Pending 12/31/2023	142		4	146	

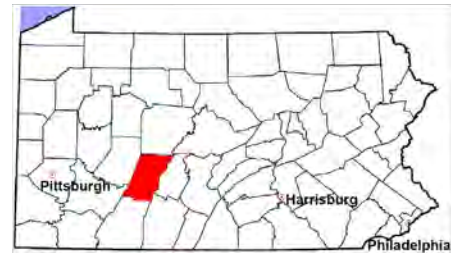
Data provided by CPCMS

* Other Permanency Outcomes include: adjudicated delinquent, death due to natural causes, emancipation, permanent living arrangement, and parent has come forward.

** Other includes cases where court supervision is terminated due to transfer out of jurisdiction, withdrawal and administrative closure.

Cambria County

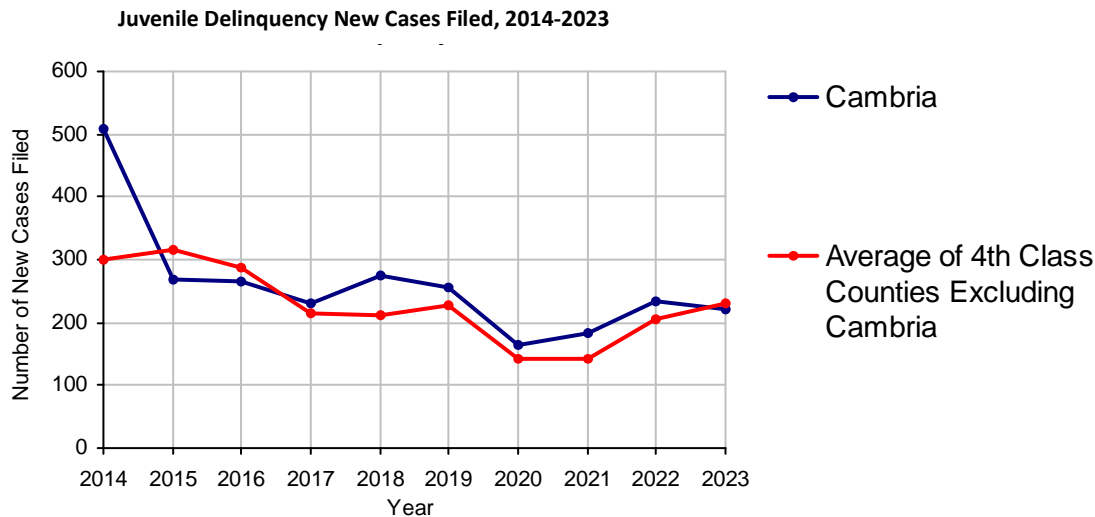
2023 Population estimate: 130,668
 Class of County: 4th
 No. of Common Pleas Court Judgeships: 5



2023 Juvenile Delinquency - Cases Pending Disposition

Begin Pending	82
New Cases	221
Consent Decree Revoked	13
Informal Adjustment Program Revoked	0
Alternative Program Revoked	0
Warrant Returned	6
Other	7
Total Cases Available for Disposition	329
Warrant Issued	11
Disposed by:	
Adjudicated Delinquent by a Judge	64
Adjudicated Delinquent by a Juvenile Court Hearing Officer	22
Consent Decree Entered	112
Informal Adjustment Program Entered	0
Warned and Counseled (Pre-Petition)	0
Dismissed/Withdrawn/Transferred	58
Transferred to Criminal Court	0
Other	14
Total Cases Disposed	270
End Pending	48

Data provided by CPCMS



Cambria County

2023 Population: 130,668
 Class of County: 4th
 No. of Common Pleas Judgeships: 5

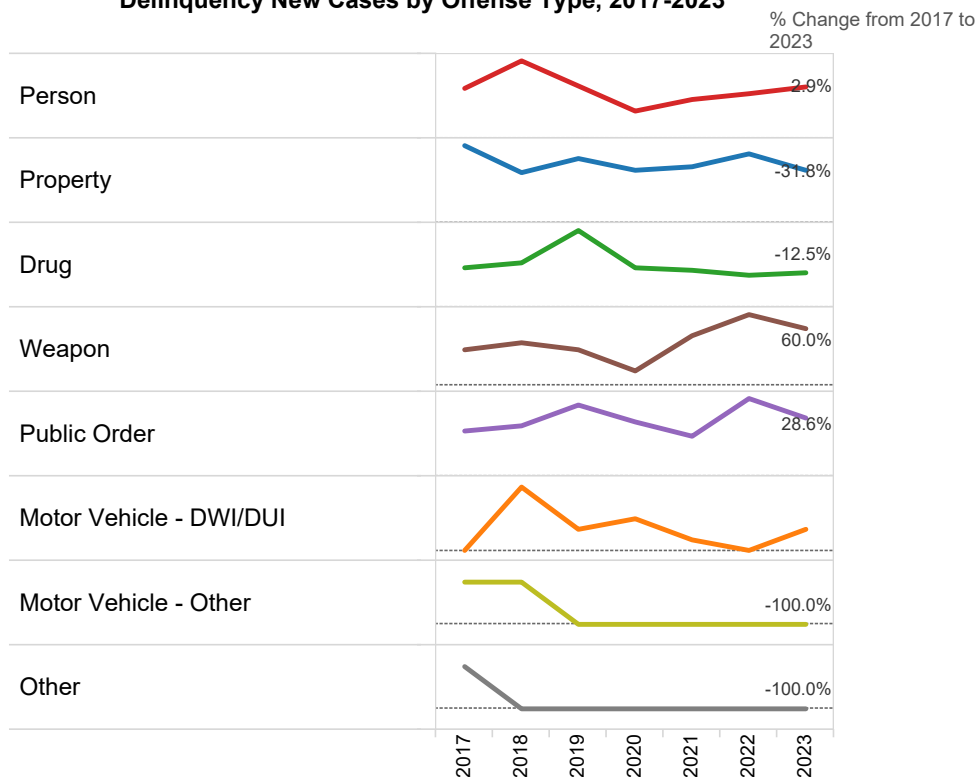


2023 Delinquency - New Cases by Offense Type

Case Type	Felony	Misdemeanor	Summary	Total	
Person	18	89	0	107	48.4%
Property	21	24	0	45	20.4%
Drug	2	12	0	14	6.3%
Weapon	2	6	0	8	3.6%
Public Order	7	32	6	45	20.4%
Motor Vehicle - DWI/DUI	0	2	0	2	0.9%
Motor Vehicle - Other	0	0	0	0	0.0%
Other	0	0	0	0	0.0%
Total	50	165	6	221	100.0%
	22.6%	74.7%	2.7%	100.0%	

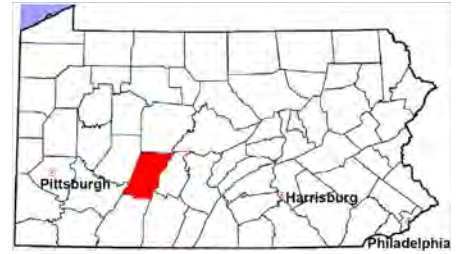
Data provided by CPCMS

Delinquency New Cases by Offense Type, 2017-2023



Cambria County

2023 Population estimate: 130,668
Class of County: 4th
No. of Common Pleas Court Judgeships: 5



2023 Juvenile Delinquency - Formal Dispositions

Begin Pending	98
Adjudicated Delinquent by a Judge	64
Adjudicated Delinquent by a Juvenile Court Hearing Officer	22
Warrant Returned	1
Other	4
Total Adjudicated Delinquent Cases	189
Warrant Issued	1
Court Supervision Terminated:	
Conditions Satisfied	74
Compelling Reasons	16
Reached Age 21	0
Transferred to Another Juvenile Court	0
Other	1
Total Adjudicated Delinquent Cases Terminated	91
End Pending	97

(R) - Revised
Data provided by CPCMS

Cambria County

2023 Population estimate: 130,668
Class of County: 4th
No. of Common Pleas Court Judgeships: 5

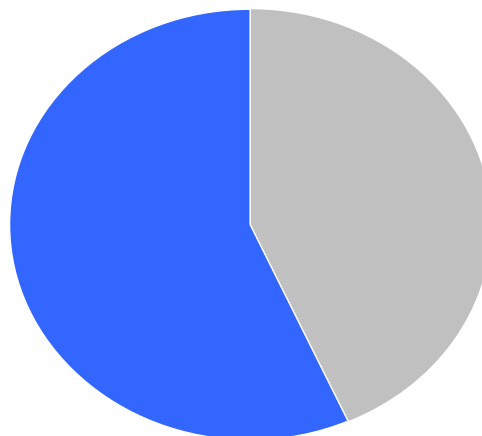


2023 Juvenile Delinquency - Informal Dispositions

Pending Consent Decrees	52
Pending Informal Adjustments	0
New Consent Decrees	112
New Informal Adjustments	0
Warrant Returned	0
Other	0
Cases Informally Disposed	164
Warrant Issued	1
Terminated by:	
Consent Decree Completed	88
Informal Adjustment Completed	0
Consent Decree Revoked	13
Informal Adjustment Program Revoked	0
Other	0
Total Informally Disposed Cases Terminated	101
End Pending	62

(R) - Revised
Data provided by CPCMS

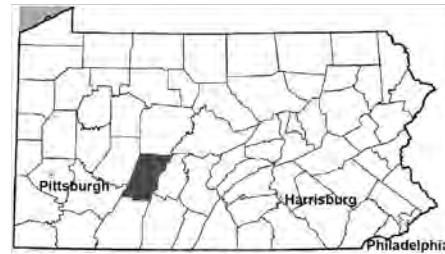
Informal Dispositions: **57%**



Delinquency Cases are disposed either formally, at a proceeding held before a judge or hearing officer, or informally without a proceeding. Informal dispositions include informal adjustments supervised by a juvenile probation officer; consent decrees agreed upon with the District Attorney after a petition is filed; or other pre-petition process by the juvenile probation department.

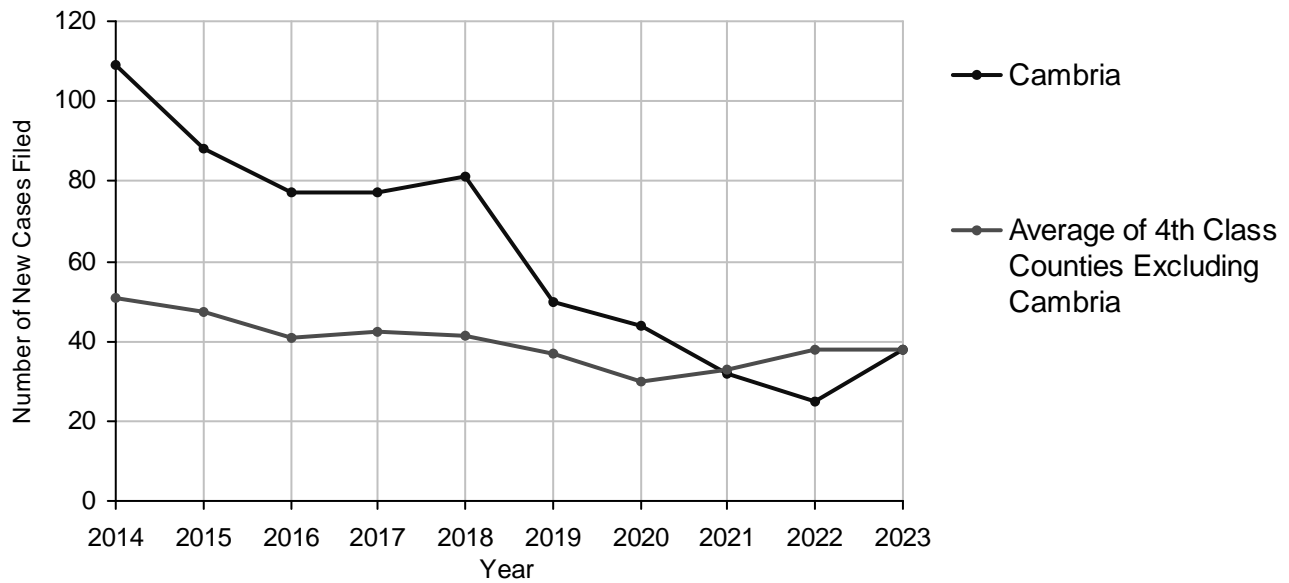
Cambria County

2023 Population estimate: 130,668
 Class of County: 4th
 No. of Common Pleas Court Judgeships: 5



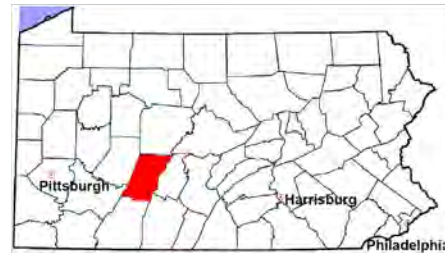
2023 Accounts	No. of Cases
Cases Pending 1/1/2023	10
New Cases Filed in 2023	38
Cases Available for Processing	48
Processed By:	
Contested before a Judge	1 2.7%
Contested before a Non-Judicial Officer	0
Uncontested	36 97.3%
Other	0
Cases Processed	37 100.0%
Cases Pending 12/31/2023	11

Accounts New Cases Filed, 2014-2023



Cambria County

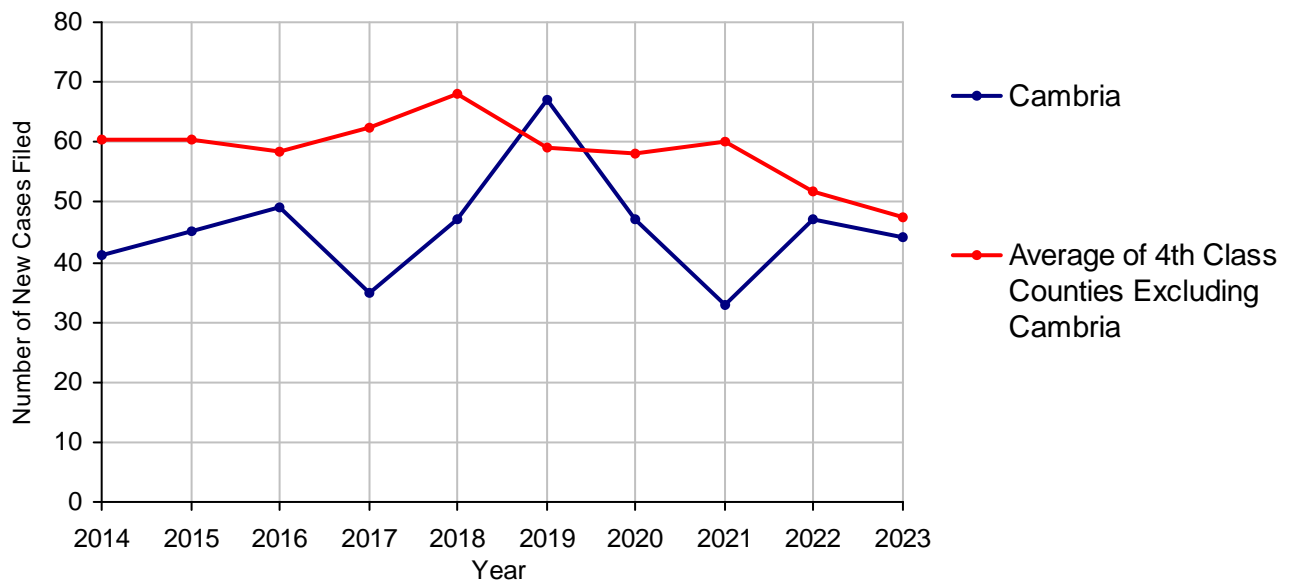
2023 Population estimate: 130,668
 Class of County: 4th
 No. of Common Pleas Court Judgeships: 5



2023 Adoptions

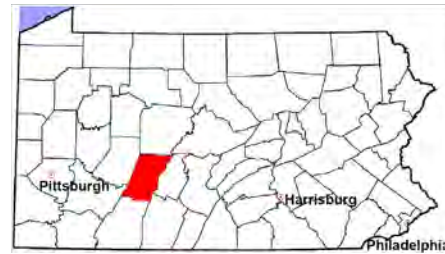
		No. of Cases	
Cases Pending 1/1/2023		16	
New Cases Filed in 2023		44	
Cases Available for Processing		60	
Processed By:			
Contested before a Judge	Granted	0	
	Denied	0	
Uncontested	Granted	46	97.9%
	Denied	0	
Other		1	2.1%
Cases Processed		47	100.0%
Cases Pending 12/31/2023		13	

Adoptions New Cases Filed, 2014-2023



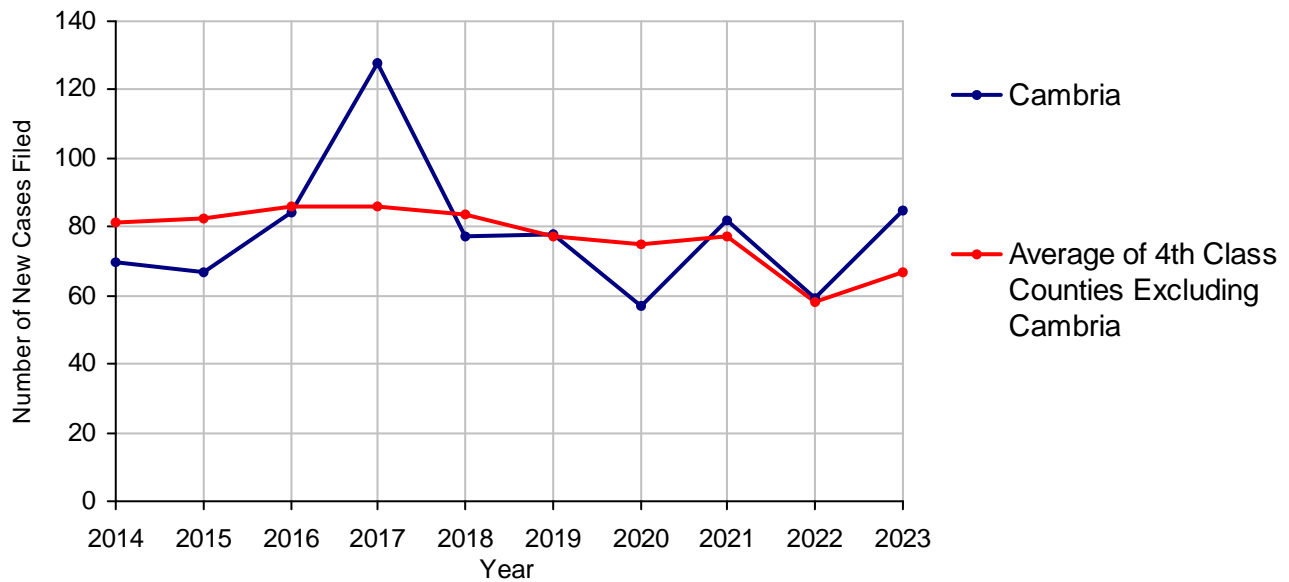
Cambria County

2023 Population estimate: 130,668
 Class of County: 4th
 No. of Common Pleas Court Judgeships: 5



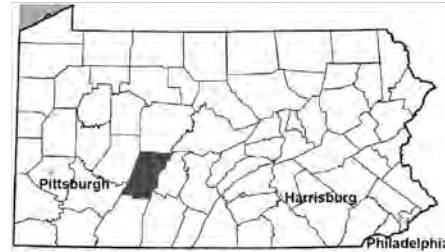
2023 Relinquishments/Terminations	No. of Cases	
Cases Pending 1/1/2023	24	
New Cases Filed in 2023	85	
Cases Available for Processing	109	
Processed By:		
Contested before a Judge	73	75.3%
Uncontested	24	24.7%
Other	0	
Cases Processed	97	100.0%
Cases Pending 12/31/2023	12	

Relinquishments/Terminations New Cases Filed, 2014-2023



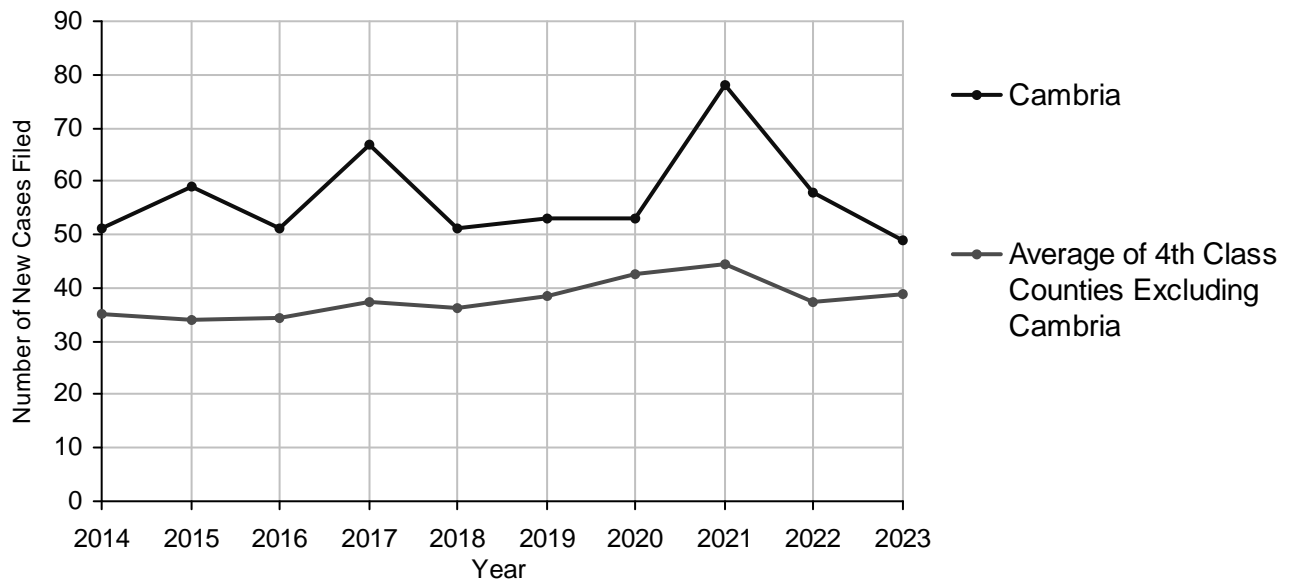
Cambria County

2023 Population estimate: 130,668
 Class of County: 4th
 No. of Common Pleas Court Judgeships: 5



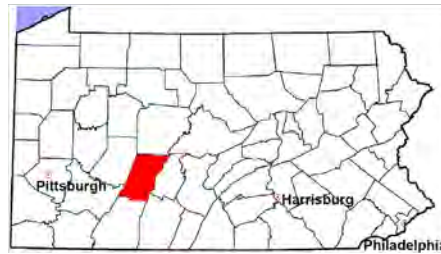
2023 Appointment of Guardians		No. of Cases	
Cases Pending 1/1/2023		22	
New Cases Filed in 2023		49	
Cases Available for Processing		71	
Processed By:			
Contested before a Judge		0	
Uncontested		40	81.6%
Other		9	18.4%
Cases Processed		49	100.0%
Cases Pending 12/31/2023		22	

Appointment of Guardians New Cases Filed, 2014-2023



Cambria County

2023 Population estimate: 130,668
 Class of County: 4th
 No. of Common Pleas Court Judgeships: 5



2023 Jury Yield and Utilization

Jury Yield

Qualification Questionnaires/Summonses Mailed:	5,100	A		
Returned Undeliverable:	275	B	5.4%	Of Qualification Questionnaires/ Summonses Mailed
Not Responded to:	857	C	16.8%	
the Number of Prospective Jurors:				
Disqualified:	247	D	4.8%	
Exempted:	59	E	1.2%	
Excused:	1,976	F	38.7%	
Deferred to New Term:	0	G		
Deferred from Previous Term:	0	H		
Total Number of Qualified Jurors Available for Service:	1,686	I	33.1%	

$I = A - B - C - D - E - F - G + H$

Jury Utilization

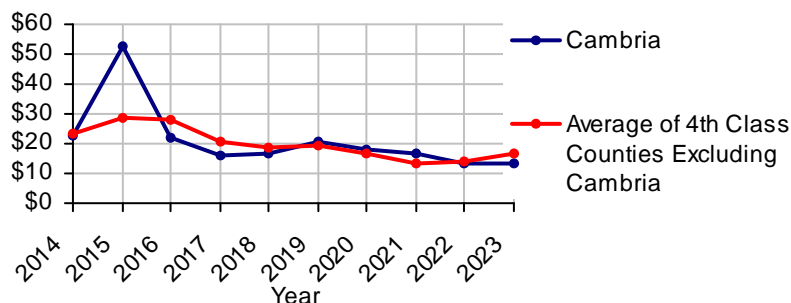
the Number of Jurors:			
Reporting for Service:	794	47.1%	Of Jurors Qualified and Available
Told Not to Report for Service:	614	36.4%	
Sent to Courtroom for Jury Selection (Voir Dire):	326	41.1%	Of Jurors Reporting for Service
Impaneled or Sworn (jurors/alternates):	101	12.7%	
Removed for Cause/Hardship:	71		
Removed by Peremptory Challenge:	62		
Number of Jury Trials Started:	5		
Pool Days:	9		
Zero Panel Days:	2	22.2%	(Of Pool Days)

Jury Costs

Total Annual Budget for Juror Operations:	\$67,392.00	J
Average Cost Per Juror:	\$13.21	K

$K = J/A$

Average Cost Per Juror, 2014-2023

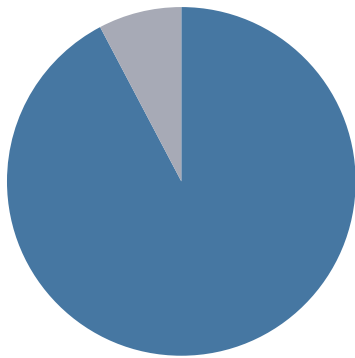


Cambria County

2023 Problem Solving Courts

13 Discharges

Of All Court Participants Discharged:



92%
Graduated
Successfully

16 Admissions

Adult Mental Health Court

8

Veterans Court

8

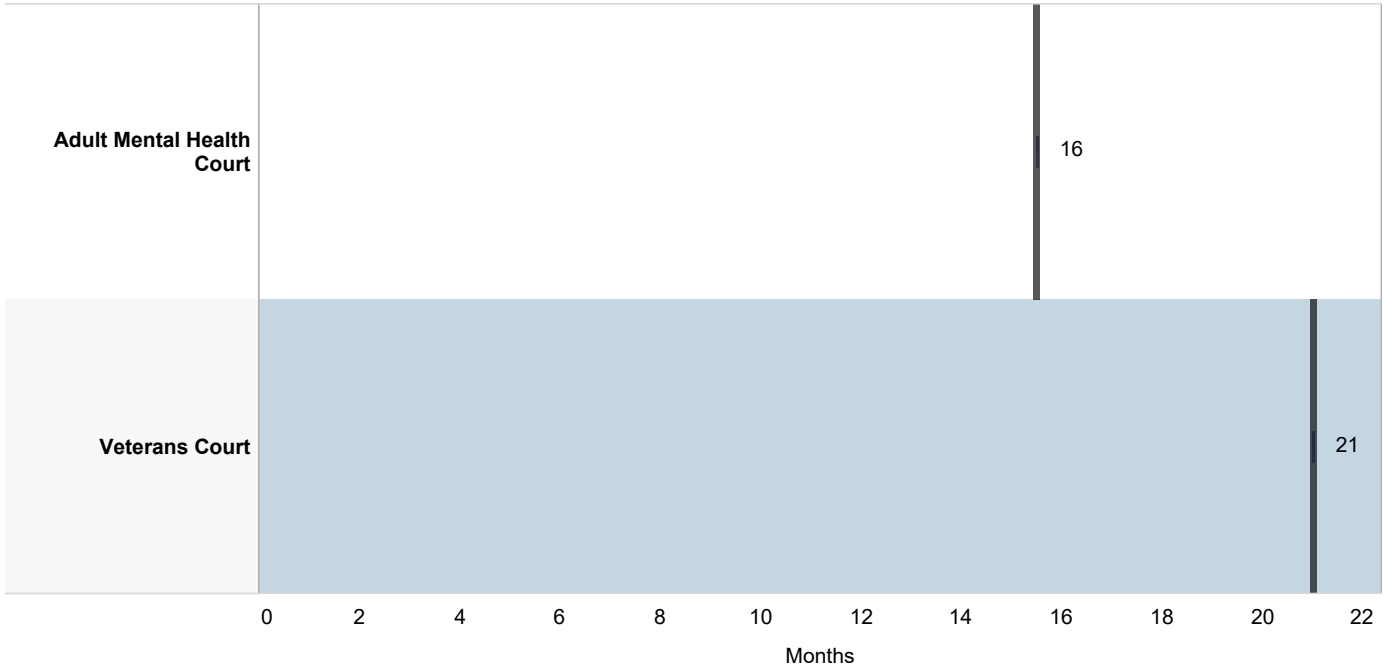
Discharge Reason

	Successfully Completed	Unsuccessful /Non-Compliant	Total Discharges
Adult Mental Health Court	5 (83.3%)	1 (16.7%)	6 (100.0%)
Veterans Court	7 (100.0%)		7 (100.0%)

Cambria County

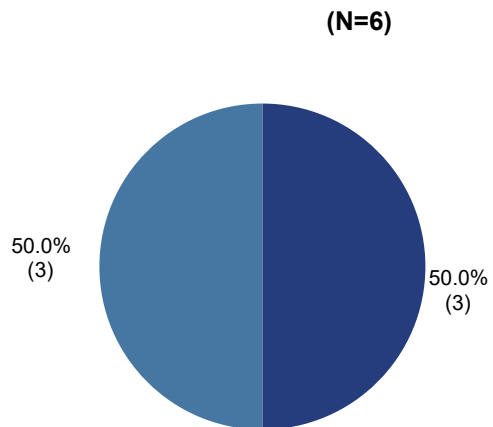

2023 Problem Solving Courts

Median Months from Admission to Discharge



Among successful graduates, there was a 20% increase in employment.

50% of the employed successful graduates were employed full time:



■ Employed Full Time
■ Employed Part Time

DEPARTMENT OF RESEARCH & STATISTICS

KIM NIEVES, PH.D.

DIRECTOR

ANDREW GINDER, MPA

ASSISTANT DIRECTOR

YAN LIU, M.S.

SENIOR STATISTICAL ANALYST

SASANKA ADIKARI, PH.D

DATA SCIENTIST

AMANDA PEREIRA

RESEARCH ASSISTANT