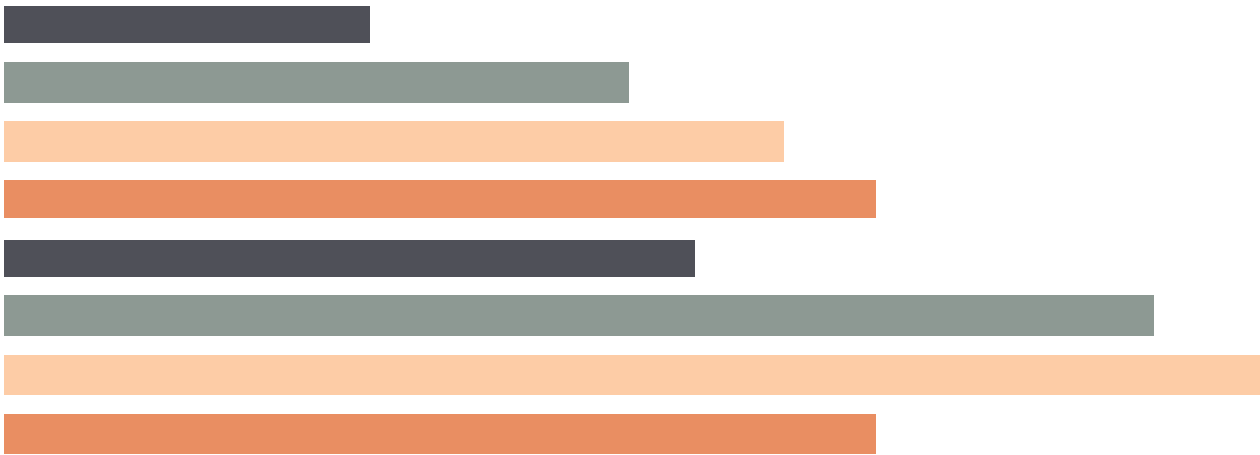
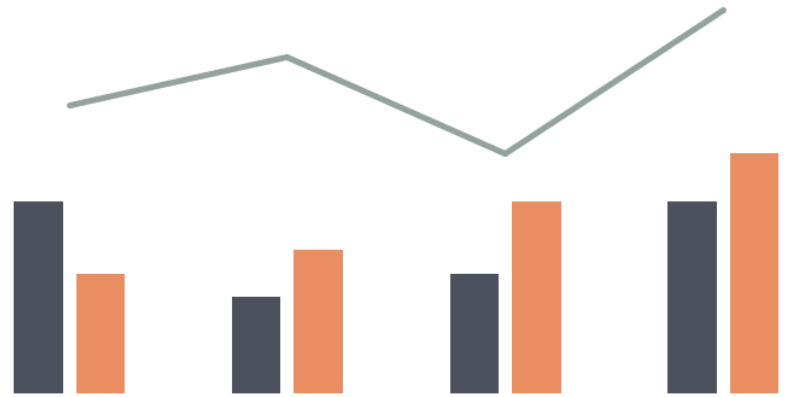


2023 Clearfield County


Court of Common Pleas
Caseload Statistics for



We are pleased to provide you with a copy of the 2023 County Caseload Display pages. They can also be viewed on the AOPC webpage at www.pacourts.us in the *News & Statistics* section under *Research & Statistics*.

Should you have any questions or comments, please do not hesitate to contact me at 717.231.3300.

Sincerely,

A handwritten signature in black ink, appearing to read "Sasanka", written over a horizontal line.

Sasanka Adikari, Ph.D.
Data Scientist
Department of Research and Statistics

Table of Contents

CPCMS Criminal	Page 1
CPCMS Criminal - New Cases by Case Type.....	Page 2
Civil.....	Page 3
Civil - Docketed Cases Listed by Case Type.....	Page 4
Protection From Abuse	Page 5
Spousal & Child Support and Paternity	Page 6
Custody/Partial Custody/Visitation.....	Page 7
Divorce	Page 8
Juvenile Dependency - Active Dependent Inventory	Page 9
Juvenile Dependency - Adjudicated Dependent Inventory	Page 10
Juvenile Delinquency - Cases Pending Disposition.....	Page 11
Juvenile Delinquency - New Cases by Case Type	Page 12
Juvenile Delinquency - Formal Dispositions	Page 13
Juvenile Delinquency - Informal Dispositions	Page 14
Accounts.....	Page 15
Adoptions.....	Page 16
Relinquishments/Terminations	Page 17
Appointment of Guardians	Page 18
Jury Yield and Utilization	Page 19

Clearfield County

2023 Population estimate: 77,090

Class of County: 6th

No. of Common Pleas Court Judgeships: 2



2023 Criminal	No. of Cases
---------------	--------------

Cases Pending 1/1/2023	668
New Cases Filed in 2023	989
Reopened Cases	64
Cases Available for Processing	1,721

Processed by:

Withdrawn/Dismissed	66	6.1%
Diversionsary Disposition*	126	11.7%
Guilty Plea	791	73.4%
Non-Jury Trial	4	0.4%
Jury Trial	15	1.4%
Inactive	59	5.5%
Other	17	1.6%
Total Cases Processed	1,078	100.0%

Cases Pending 12/31/2023 **643**

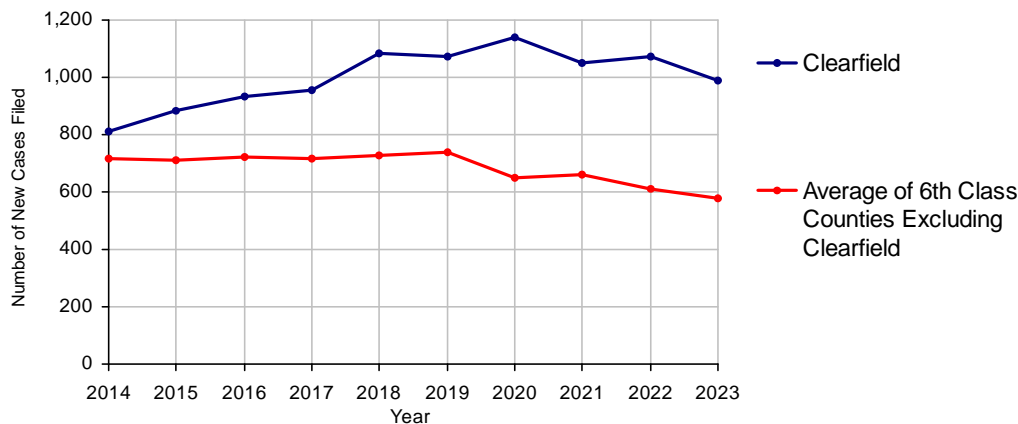
Cases Awaiting Sentencing **94**

Data provided by CPCMS

* Includes other diversionsary programs such as Veterans Court.

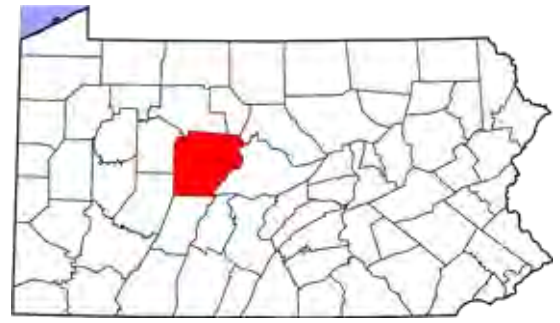
Age of Pending Cases as of 12/31/2023		
0-60 Days	160	24.9%
61-120 Days	123	19.1%
121-180 Days	107	16.6%
181-240 Days	75	11.7%
241-300 Days	57	8.9%
301-360 Days	25	3.9%
Over 360 Days	96	14.9%
Total	643	100.0%

Criminal New Cases, 2014-2023



Clearfield County

2023 Population: 77,090
 Class of County: 6th
 No. of Common Pleas Judgeships: 2

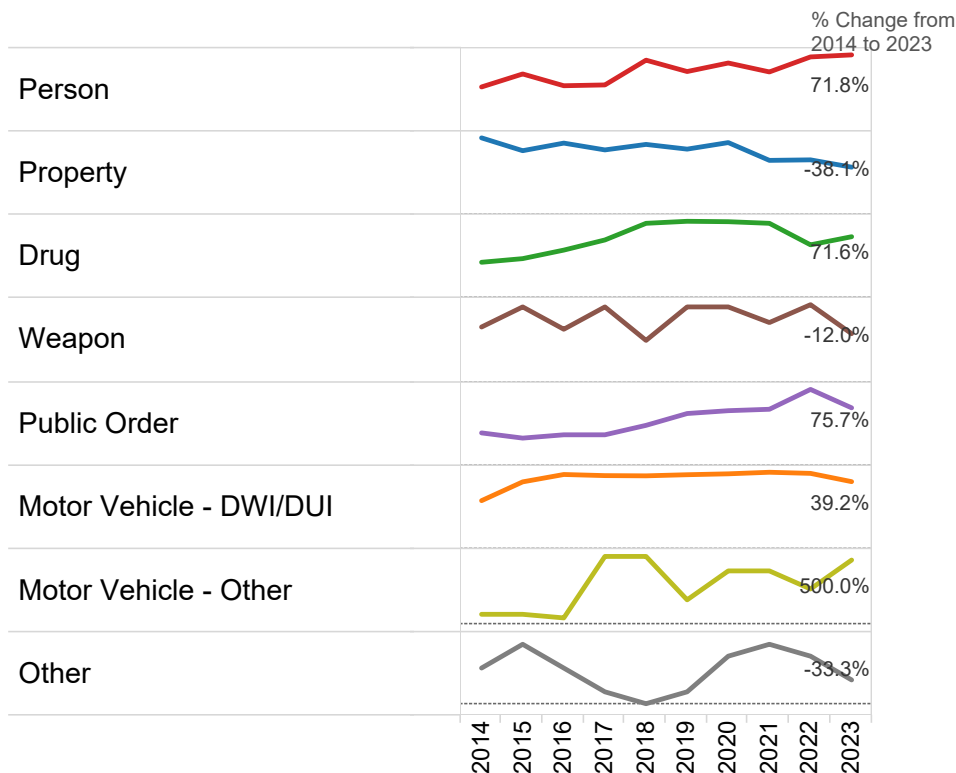


2023 Criminal - New Cases by Offense Type

Case Type	Felony	Misdemeanor	Summary	Total	
Person	103	85	1	189	19.1%
Property	104	76	2	182	18.4%
Drug	56	95	0	151	15.3%
Weapon	15	7	0	22	2.2%
Public Order	49	74	0	123	12.4%
Motor Vehicle - DWI/DUI	29	273	0	302	30.5%
Motor Vehicle - Other	1	11	6	18	1.8%
Other	1	1	0	2	0.2%
Total	358	622	9	989	100.0%
	36.2%	62.9%	0.9%	100.0%	

Data provided by CPCMS

Criminal New Cases by Offense Type, 2014-2023

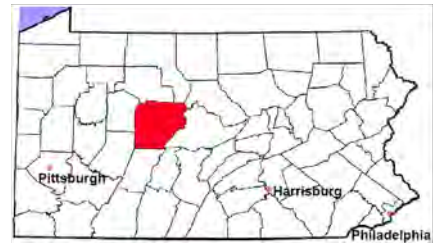


Clearfield County

2023 Population estimate: 77,090

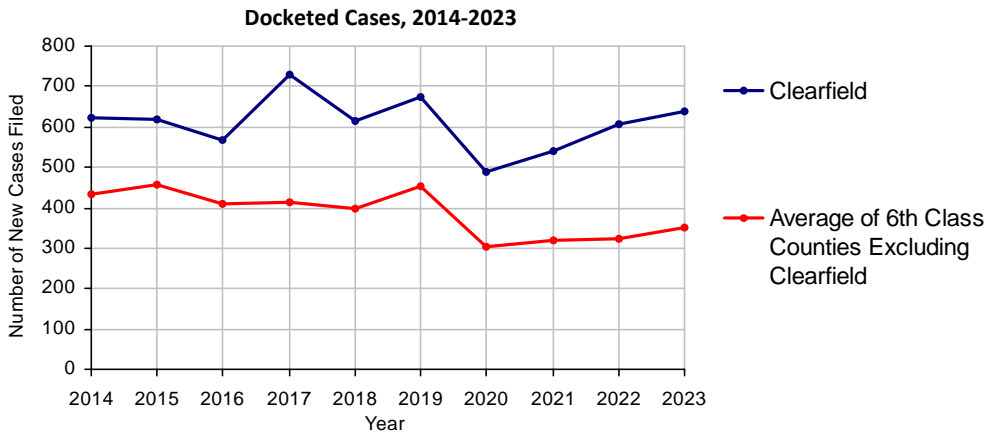
Class of County: 6th

No. of Common Pleas Court Judgeships: 2



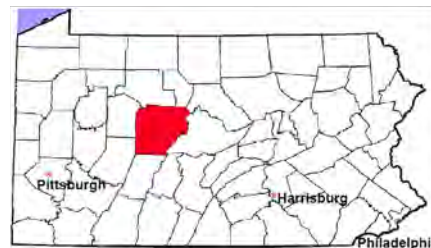
2023 Civil	Civil Action	Other	Total
Cases Pending 1/1/2023	529	1,593	2,122
Docketed Cases	379	260	639
Arbitration Appeals	0	0	0
Transferred In	9	8	17
Returned to Active	2	1	3
Cases Available for Processing	919	1,862	2,781
Processed By:			
Default Judgments	146	60	206
Cases Decided by Arbitration Board	2	1	3
Dispositive Motions	3	0	3
Settlements	72	37	109
Moved to Inactive Status	0	0	0
Transferred/Withdrawn	3	1	4
Dismissed/Discontinued	66	43	109
Administrative Purge	0	0	0
Other (O)	0	0	0
Jury Trial	1	0	1
Non-Jury Trial	0	0	0
Total Cases Processed	293	142	435
Cases Pending 12/31/2023	626	1,720	2,346

Age of Pending Cases as of 12/31/2023 (Civil Action Only)		
0-6 months	169	27.0%
7-12 months	79	12.6%
13-18 months	63	10.1%
19-24 months	39	6.2%
25-30 months	62	9.9%
31-36 months	57	9.1%
37-42 months	30	4.8%
43-48 months	9	1.4%
49-54 months	20	3.2%
55-60 months	31	5.0%
61-66 months	10	1.6%
67-72 months	5	0.8%
Over 72 months	52	8.3%
Total	626	100.0%



Clearfield County

2023 Population estimate: 77,090
 Class of County: 6th
 No. of Common Pleas Court Judgeships: 2



2023 Civil - Docketed Cases Listed by Case Type

TORT	57	8.9%	REAL PROPERTY	144	22.5%
<i>(does not include mass tort)</i>			Ejectment*	18	
Intentional	1		Eminent Domain/Condemnation*	2	
Malicious Prosecution	0		Ground Rent	0	
Motor Vehicle	26		Landlord/Tenant Dispute	5	
Nuisance	0		Mortgage Foreclosure:		
Premise Liability	11		Residential*	78	
Product Liability	2		Commercial*	0	
Slander/Libel/Defamation	1		Partition of Real Property*	7	
Other	16		Quiet Title*	19	
MASS TORT	0		Other*	15	
Asbestos	0		CIVIL APPEALS	43	6.7%
Tobacco	0		<i>- Administrative Agencies</i>		
Toxic Tort - DES	0		Board of Assessment*	2	
Toxic Tort - Implant	0		Board of Elections*	0	
Toxic Waste	0		Dept. of Transportation*	24	
Other	0		Zoning Board*	2	
PROFESSIONAL LIABILITY	13	2.0%	Statutory Appeal - Other*	1	
Dental	0		Other*	14	
Legal	0		MISCELLANEOUS	78	12.2%
Medical Malpractice	11		Common Law/		
Other	2		Statutory Arbitration*	0	
CONTRACT	304	47.6%	Declaratory Judgment*	3	
<i>(does not include judgments)</i>			Mandamus*	0	
Buyer Plaintiff	2		Non-Domestic Relations		
Debt Collection: Credit Card	125		Restraining Order*	0	
Debt Collection: Other	159		Quo Warranto*	0	
Employment Dispute: Discrimination	0		Replevin*	14	
Employment Dispute: Other	1		Other*	61	
Other	17		TOTAL DOCKETED CASES:	639	100.0%

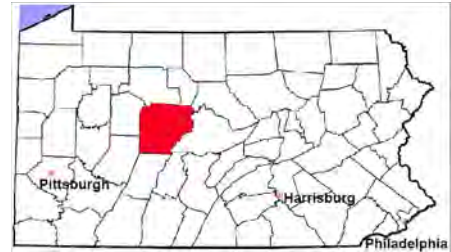
Of the Docketed Cases:

Pro Se Filings: 1 0.2% Class Action Suits: 0 MDJ Appeals: 21 3.3%

*Civil Other

Clearfield County

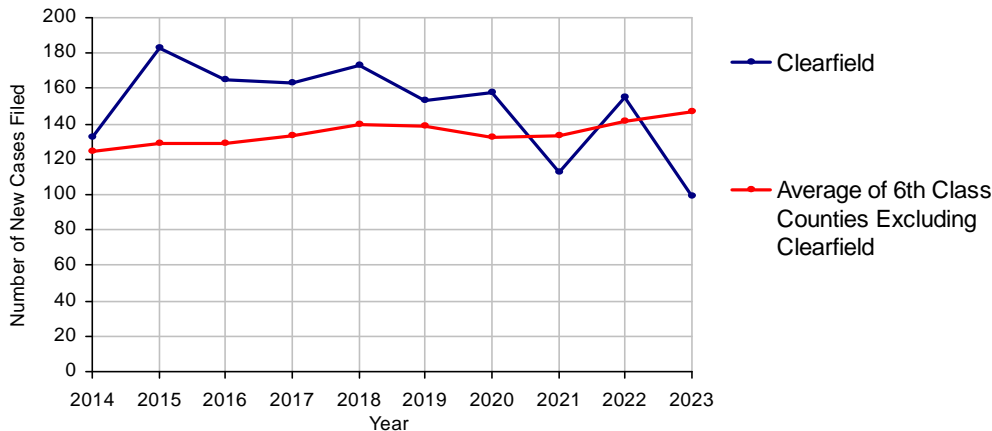
2023 Population estimate: 77,090
 Class of County: 6th
 No. of Common Pleas Court Judgeships: 2



2023 Protection From Abuse

	No. of Petitions
Cases Pending 1/1/2023	5
New Cases Filed in 2023	99
<i>Of these, Petitions Requesting Temporary Orders: 99 (100.0%)</i>	
<i>Temporary Orders DENIED: 0 (0.0%), Temporary Orders GRANTED: 99 (100.0%)</i>	
Cases Available for Processing	104
Processed By:	
Temporary Order DENIED After Ex Parte Hearing and No Evidentiary Hearing Scheduled	0
Temporary Order DISMISSED After Evidentiary Hearing and No Final Order Entered	0
Final Order DENIED After Evidentiary Hearing Before a Judge or a Judicial Officer	15 15.0%
Final Order GRANTED After Evidentiary Hearing Before a Judge or a Judicial Officer	41 41.0%
Plaintiff Did Not Appear For Evidentiary Hearing	0
Final Order by STIPULATION OR AGREEMENT Between the Parties	42 42.0%
Petition WITHDRAWN by Plaintiff	2 2.0%
TRANSFERRED to Another Jurisdiction	0
Other	0
Cases Processed	100 100.0%
Cases Pending 12/31/2023	4

PFA New Cases Filed, 2014-2023



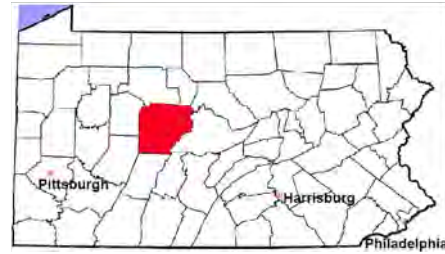
Note. The average of 6th class counties for 2023 excludes Tioga County due to unavailable data.

Clearfield County

2023 Population estimate: 77,090

Class of County: 6th

No. of Common Pleas Court Judgeships: 2



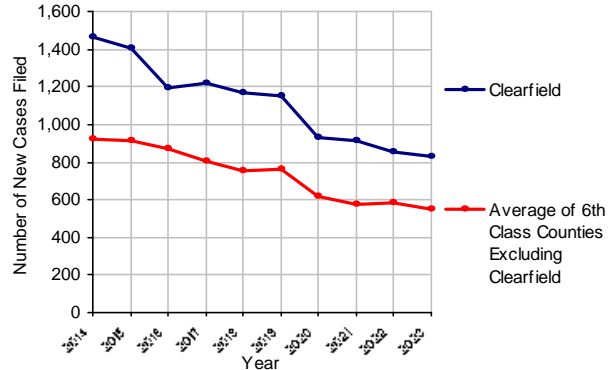
2023 Spousal & Child Support	No. of Petitions
Cases Pending 1/1/2023	98
New Cases Filed in 2023	833
Dockets Transferred In (+)	72
Dockets Transferred Out (-)	2
Cases Available for Processing	1,001
Processed By:	
Judge	48 5.7%
Intake Officer	795 94.3%
Hearing Officer	0
Other	0
Cases Processed	843 100.0%
Cases Pending 12/31/2023	158

Data provided by PACSES

2023 Paternity	No. of Cases
Acknowledgements Filed:	
Non-Domestic Relations Section	95 82.6%
During Conference	15 13.0%
Non-Stipulated (post genetic test)	0
Pre-Trial Conference	5 4.3%
Total	115 100.0%
Established:	
Stipulated by Genetic Tests	7 33.3%
Default - Father Failed to Appear	6 28.6%
Adjudication by Court Proceeding	0
Out of State	8 38.1%
Total	21 100.0%
Cases Pending 12/31/2023	14

Data provided by PACSES

Spousal & Child Support New Cases, 2014-2023



DEFINITIONS:

ACKNOWLEDGEMENTS FILED:

NON-DOMESTIC RELATIONS SECTION: The voluntary Acknowledgement of Paternity by the alleged father.
DURING CONFERENCE: The alleged father signed the Acknowledgement of Paternity-Waiver of Trial (PE-010) at the initial child support conference.
NON-STIPULATED (POST GENETIC TEST): The alleged father signed the Acknowledgement of Paternity-Waiver of Trial after genetic tests were conducted and resulted in the alleged father being determined to be the biological father.
PRE-TRIAL CONFERENCE: The alleged father signed the Acknowledgement of Paternity-Waiver of Trial at the pre-trial conference.

ESTABLISHED:

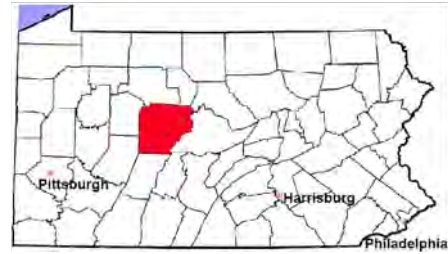
STIPULATED BY GENETIC TESTS: The alleged father requested genetic tests and signed a stipulation that if the test results had a 99% or higher probability of paternity then the alleged father would be stipulated as the biological father of the child.
DEFAULT - FATHER FAILED TO APPEAR: The alleged father failed to appear after being served for either a support conference, hearing, or genetic test and a default paternity order was entered by the court.
ADJUDICATION BY COURT PROCEEDING: The alleged father was determined to be the biological father of the child through a court proceeding.
OUT OF STATE: Paternity was established in another state, "Out of state only".

Clearfield County

2023 Population Estimate: 77,090

Class of County: 6th

No. of Common Pleas Court Judgeships: 2



2023 Custody/Partial Custody/Visitation

No. of Petitions

Cases Pending 1/1/2023	271
New Cases Filed in 2023	147
Cases Available for Processing	418

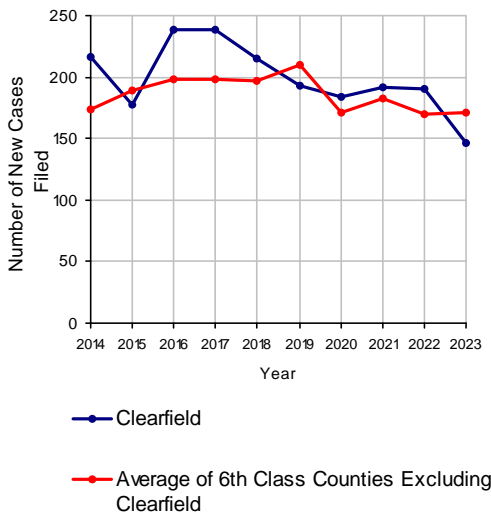
Processed By:

Judge	10	7.9%
Non-Judicial Officer	116	92.1%
Administrative Review/Purge	0	
Other	0	

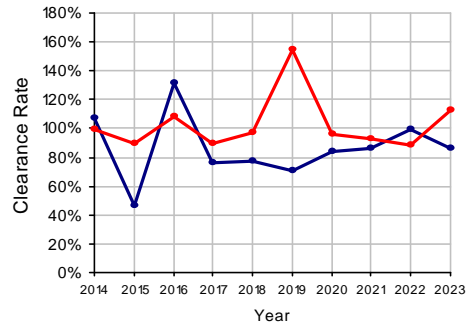
Cases Processed **126** **100.0%**

Cases Pending 12/31/2023 **292**

Custody/Partial Custody/Visitation New Cases Filed, 2014-2023

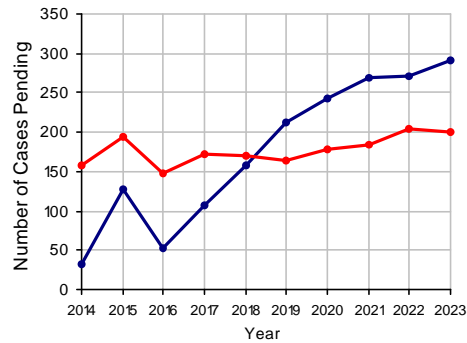


Clearance Rate, 2014-2023



Note: Clearance Rate = Cases Processed / New Cases Filed

Cases Pending at the End of Year, 2014-2023

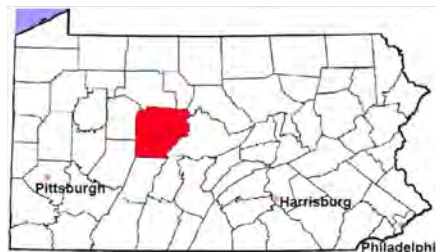


Clearfield County

2023 Population estimate: 77,090

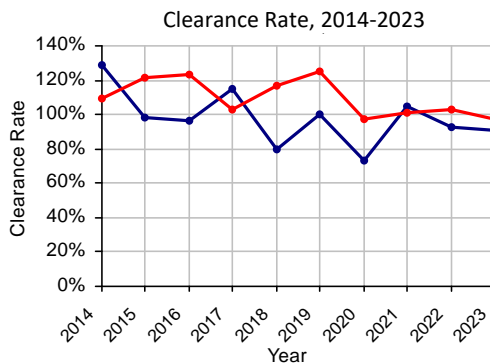
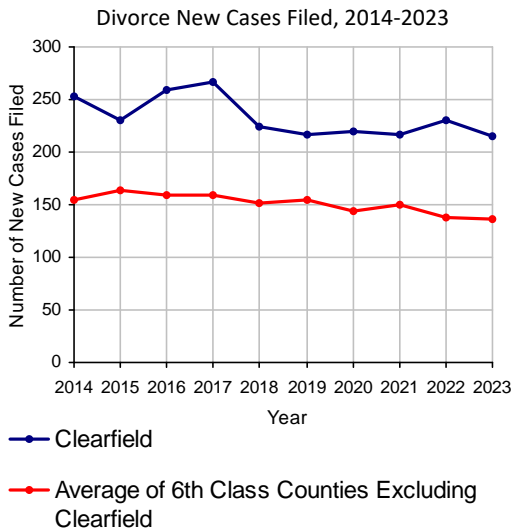
Class of County: 6th

No. of Common Pleas Court Judgeships: 2

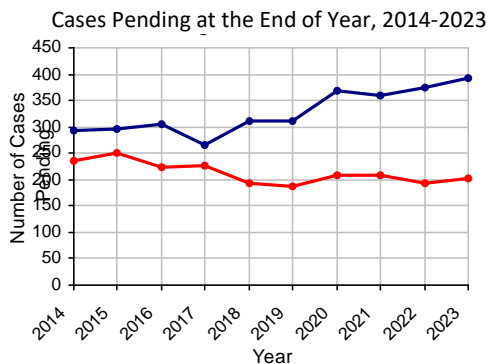


2023 Divorce

	No. of Petitions	
Cases Pending 1/1/2023	374	
New Cases Filed in 2023	215	
Cases Available for Processing	589	
Processed By:		
Contested Before a Judge	1	0.5%
Contested Before a Non-Judicial Officer	11	5.6%
Uncontested	183	93.8%
Administrative Review/Purge	0	
Other	0	
Cases Processed	195	100.0%
Cases Pending 12/31/2023	394	

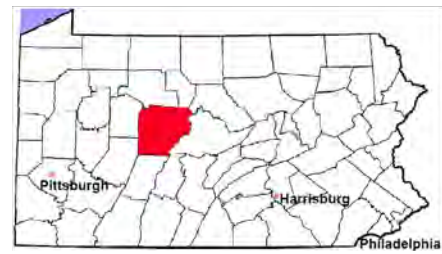


Note: Clearance Rate = Cases Processed / New Cases Filed



Clearfield County

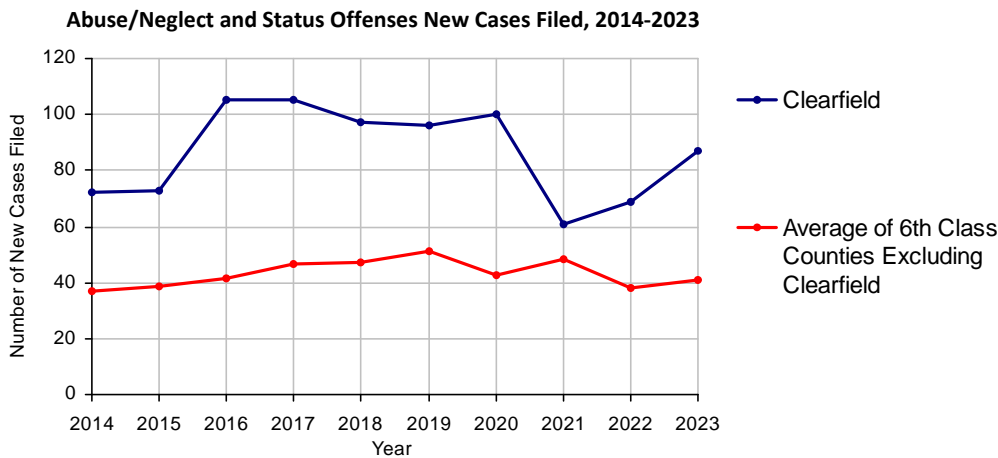
2023 Population estimate: 77,090
 Class of County: 6th
 No. of Common Pleas Court Judgeships: 2



2023 Juvenile Dependency - Petitions Pending Adjudication

	Abuse/ Neglect	Status Offenses	Total
Cases Pending 1/1/2023	15	0	15
New Petitions Filed in 2023	66	21	87
Other	5	2	7
Total Petitions Available for Processing	86	23	109
Processed by:			
Adjudicated Dependent			
Judge	66	19	85
Juvenile Court Hearing Officer	0	0	0
Adjudicated NOT Dependent			
Judge	0	0	0
Juvenile Court Hearing Officer	0	0	0
Withdrawn/Dismissed/Inactive	1	0	1
Other	6	1	7
Total Petitions Processed	73	20	93
Cases Pending 12/31/2023	13	3	16

Data provided by CPCMS

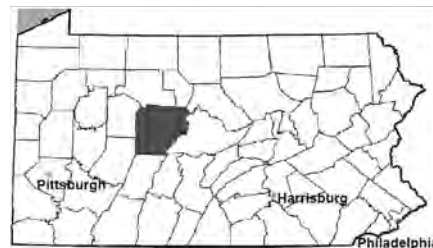


Clearfield County

2023 Population estimate: 77,090

Class of County: 6th

No. of Common Pleas Court Judgeships: 2



2023 Juvenile Dependency - Adjudicated Dependent Inventory

	Abuse/ Neglect		Status Offenses		Total	
Cases Pending 1/1/2023	165		31		196	
New Adjudicated Dependent Cases	66		19		85	
Other	0		0		0	
Total Adjudicated Dependent Cases	231		50		281	
<u>Court Supervision Terminated:</u>						
Family Reunification	4	11.4%	3	27.3%	7	15.2%
Adoption	2	5.7%	0		2	4.3%
Placement with a Relative/Guardian	17	48.6%	4	36.4%	21	45.7%
Aged Out	2	5.7%	2	18.2%	4	8.7%
Other Permanency Outcomes*	1	2.9%	1	9.1%	2	4.3%
Other**	9	25.7%	1	9.1%	10	21.7%
Total Adjudicated Dependent Cases Terminated	35	100.0%	11	100.0%	46	100.0%
Cases Pending 12/31/2023	196		39		235	

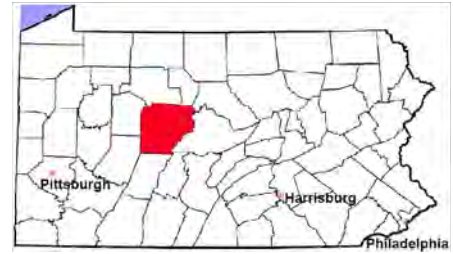
Data provided by CPCMS

* Other Permanency Outcomes include: adjudicated delinquent, death due to natural causes, emancipation, permanent living arrangement, and parent has come forward.

** Other includes cases where court supervision is terminated due to transfer out of jurisdiction, withdrawal and administrative closure.

Clearfield County

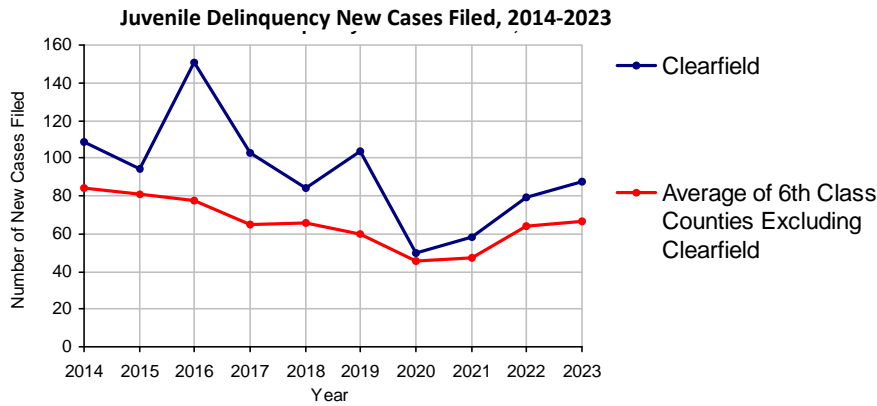
2023 Population estimate: 77,090
 Class of County: 6th
 No. of Common Pleas Court Judgeships: 2



2023 Juvenile Delinquency - Cases Pending Disposition

Begin Pending	25
New Cases	88
Consent Decree Revoked	2
Informal Adjustment Program Revoked	0
Alternative Program Revoked	0
Warrant Returned	0
Other	10
Total Cases Available for Disposition	125
Warrant Issued	0
Disposed by:	
Adjudicated Delinquent by a Judge	55
Adjudicated Delinquent by a Juvenile Court Hearing Officer	0
Consent Decree Entered	28
Informal Adjustment Program Entered	0
Warned and Counseled (Pre-Petition)	0
Dismissed/Withdrawn/Transferred	9
Transferred to Criminal Court	0
Other	0
Total Cases Disposed	92
End Pending	33

Data provided by CPCMS



Clearfield County

2023 Population: 77,090
 Class of County: 6th
 No. of Common Pleas Judgeships: 2

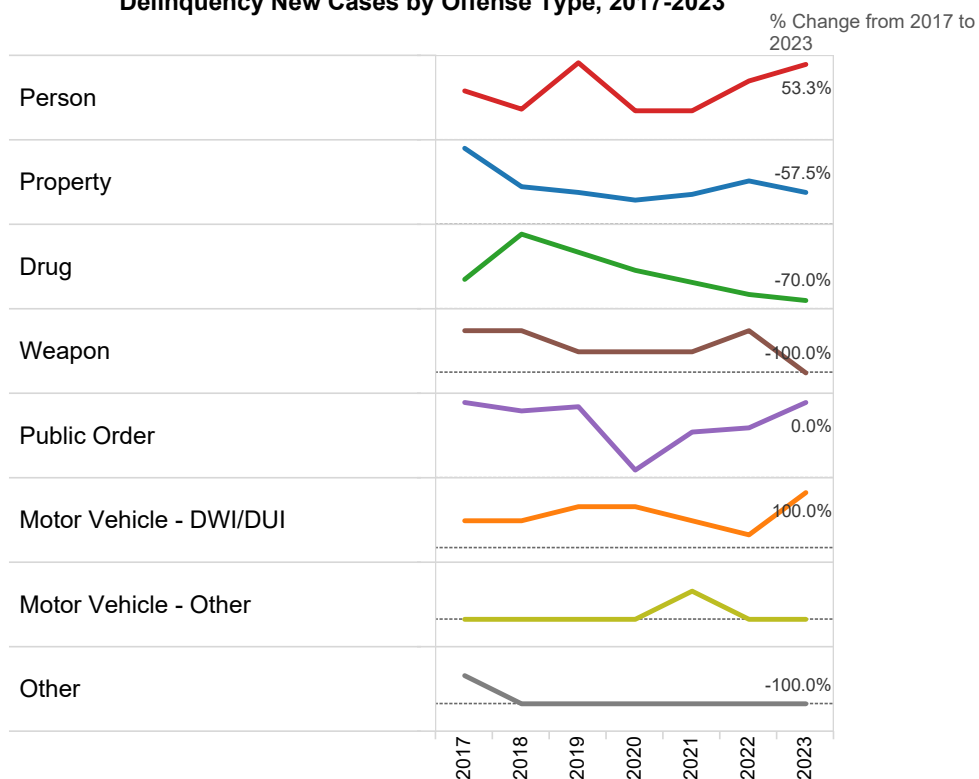


2023 Delinquency - New Cases by Offense Type

Case Type	Felony	Misdemeanor	Summary	Total	
Person	13	33	0	46	52.3%
Property	4	13	0	17	19.3%
Drug	0	3	0	3	3.4%
Weapon	0	0	0	0	0.0%
Public Order	2	16	0	18	20.5%
Motor Vehicle - DWI/DUI	0	4	0	4	4.5%
Motor Vehicle - Other	0	0	0	0	0.0%
Other	0	0	0	0	0.0%
Total	19	69	0	88	100.0%
	21.6%	78.4%	0.0%	100.0%	

Data provided by CPCMS

Delinquency New Cases by Offense Type, 2017-2023



Clearfield County

2023 Population estimate: 77,090

Class of County: 6th

No. of Common Pleas Court Judgeships: 2



2023 Juvenile Delinquency - Formal Dispositions

Begin Pending	99
Adjudicated Delinquent by a Judge	55
Adjudicated Delinquent by a Juvenile Court Hearing Officer	0
Warrant Returned	0
Other	2
Total Adjudicated Delinquent Cases	156
Warrant Issued	0
Court Supervision Terminated:	
Conditions Satisfied	25
Compelling Reasons	17
Reached Age 21	0
Transferred to Another Juvenile Court	0
Other	2
Total Adjudicated Delinquent Cases Terminated	44
End Pending	112

(R) - Revised

Data provided by CPCMS

Clearfield County

2023 Population estimate: 77,090
 Class of County: 6th
 No. of Common Pleas Court Judgeships: 2

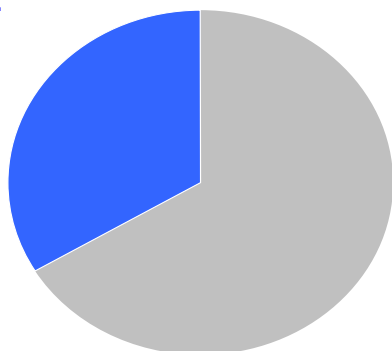


2023 Juvenile Delinquency - Informal Dispositions

Pending Consent Decrees	28
Pending Informal Adjustments	0
New Consent Decrees	28
New Informal Adjustments	0
Warrant Returned	0
Other	5
Cases Informally Disposed	61
Warrant Issued	0
Terminated by:	
Consent Decree Completed	23
Informal Adjustment Completed	0
Consent Decree Revoked	2
Informal Adjustment Program Revoked	0
Other	0
Total Informally Disposed Cases Terminated	25
End Pending	36

(R) - Revised
 Data provided by CPCMS

Informal Dispositions: **34%**



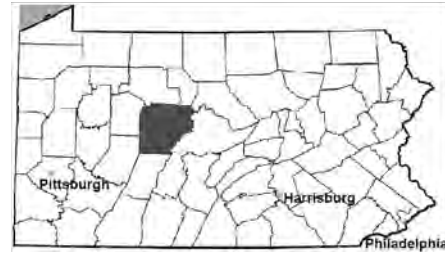
Delinquency Cases are disposed either formally, at a proceeding held before a judge or hearing officer, or informally without a proceeding. Informal dispositions include informal adjustments supervised by a juvenile probation officer; consent decrees agreed upon with the District Attorney after a petition is filed; or other pre-petition process by the juvenile probation department.

Clearfield County

2023 Population estimate: 77,090

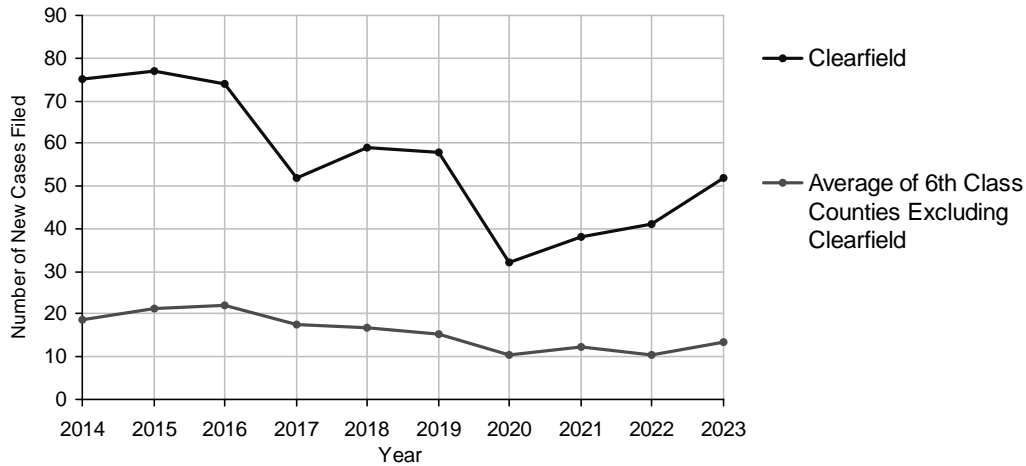
Class of County: 6th

No. of Common Pleas Court Judgeships: 2



2023 Accounts	No. of Cases
Cases Pending 1/1/2023	11
New Cases Filed in 2023	52
Cases Available for Processing	63
Processed By:	
Contested before a Judge	1 2.1%
Contested before a Non-Judicial Officer	0
Uncontested	46 97.9%
Other	0
Cases Processed	47 100.0%
Cases Pending 12/31/2023	16

Accounts New Cases Filed, 2014-2023

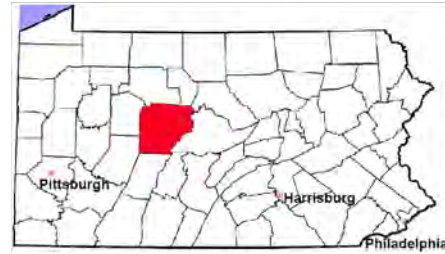


Clearfield County

2023 Population estimate: 77,090

Class of County: 6th

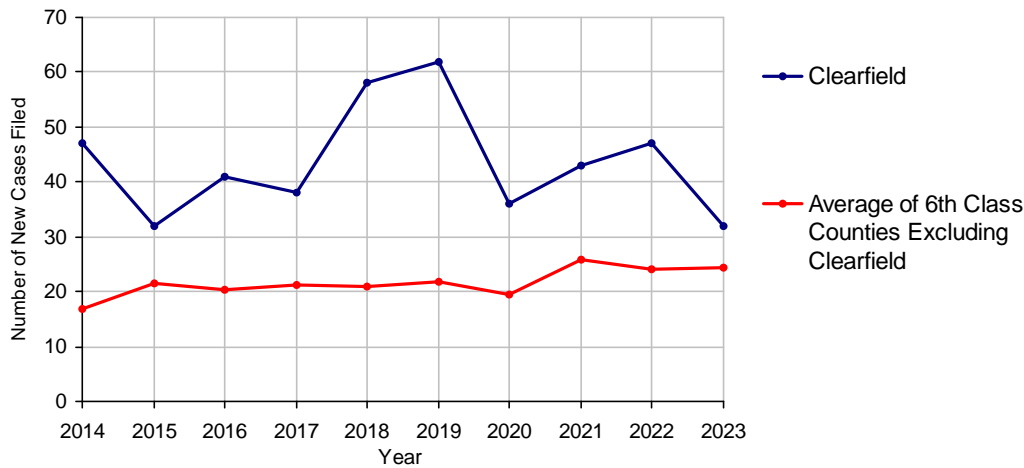
No. of Common Pleas Court Judgeships: 2



2023 Adoptions

		No. of Cases	
Cases Pending 1/1/2023		9	
New Cases Filed in 2023		32	
Cases Available for Processing		41	
Processed By:			
Contested before a Judge	Granted	0	
	Denied	0	
Uncontested	Granted	19	100.0%
	Denied	0	
Other		0	
Cases Processed		19	100.0%
Cases Pending 12/31/2023		22	

Adoptions New Cases Filed, 2014-2023

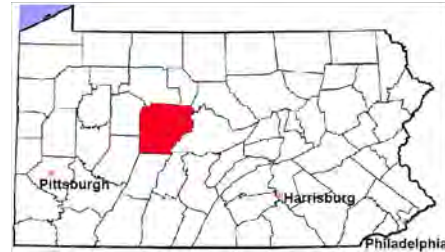


Clearfield County

2023 Population estimate: 77,090

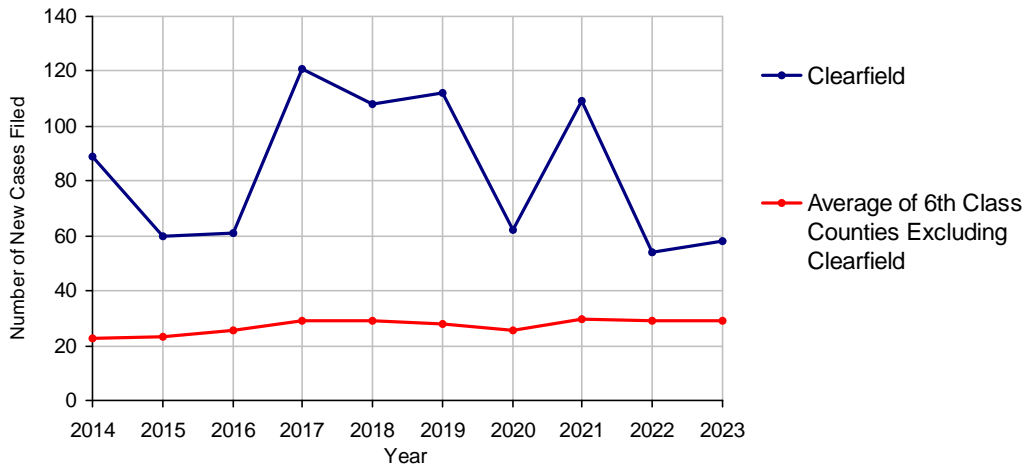
Class of County: 6th

No. of Common Pleas Court Judgeships: 2



2023 Relinquishments/Terminations	No. of Cases	
Cases Pending 1/1/2023	160	
New Cases Filed in 2023	58	
Cases Available for Processing	218	
Processed By:		
Contested before a Judge	19	46.3%
Uncontested	22	53.7%
Other	0	
Cases Processed	41	100.0%
Cases Pending 12/31/2023	177	

Relinquishments/Terminations New Cases Filed, 2014-2023

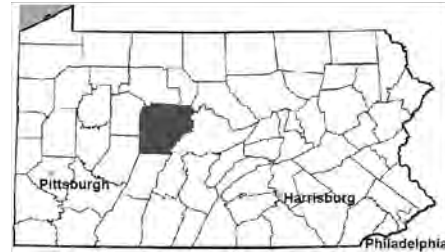


Clearfield County

2023 Population estimate: 77,090

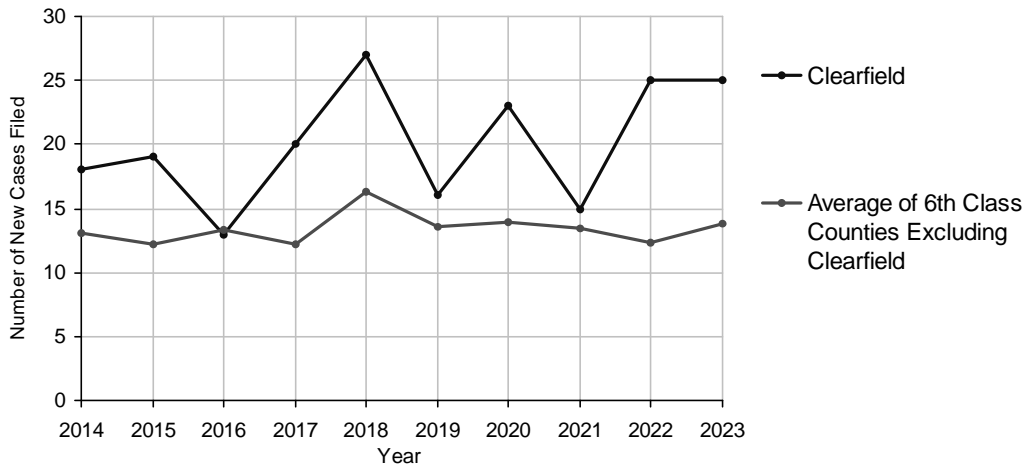
Class of County: 6th

No. of Common Pleas Court Judgeships: 2



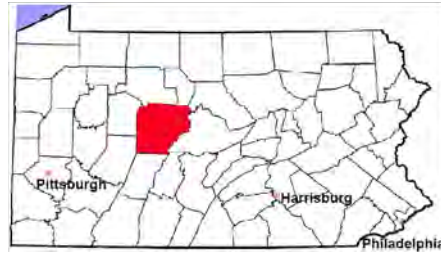
2023 Appointment of Guardians	No. of Cases	
Cases Pending 1/1/2023	16	
New Cases Filed in 2023	25	
Cases Available for Processing	41	
Processed By:		
Contested before a Judge	0	
Uncontested	19	100.0%
Other	0	
Cases Processed	19	100.0%
Cases Pending 12/31/2023	22	

Appointment of Guardians New Cases Filed, 2014-2023



Clearfield County

2023 Population estimate: 77,090
 Class of County: 6th
 No. of Common Pleas Court Judgeships: 2



2023 Jury Yield and Utilization

Jury Yield

Qualification Questionnaires/Summonses Mailed:	4,112	A		
Returned Undeliverable:	282	B	6.9%	Of Qualification Questionnaires/ Summonses Mailed
Not Responded to:	374	C	9.1%	
the Number of Prospective Jurors:				
Disqualified:	0	D		
Exempted:	485	E	11.8%	
Excused:	862	F	21.0%	
Deferred to New Term:	453	G	11.0%	
Deferred from Previous Term:	364	H	8.9%	
Total Number of Qualified Jurors Available for Service:	2,020	I	49.1%	

$I = A - B - C - D - E - F - G + H$

Jury Utilization

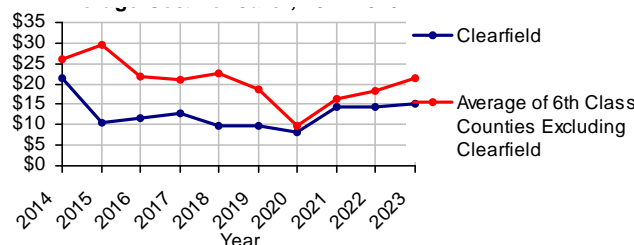
the Number of Jurors:			
Reporting for Service:	1,564	77.4%	Of Jurors Qualified and Available
Told Not to Report for Service:	0		
Sent to Courtroom for Jury Selection (Voir Dire):	1,826	116.8%	Of Jurors Reporting for Service
Impaneled or Sworn (jurors/alternates):	870	55.6%	
Removed for Cause/Hardship:	246		
Removed by Peremptory Challenge:	710		
Number of Jury Trials Started:	13		
Pool Days:	11		
Zero Panel Days:	0		(Of Pool Days)

Jury Costs

Total Annual Budget for Juror Operations:	\$62,226.00	J
Average Cost Per Juror:	\$15.13	K

$K = J/A$

Average Cost Per Juror, 2014-2023



DEPARTMENT OF RESEARCH & STATISTICS

KIM NIEVES, PH.D.

DIRECTOR

ANDREW GINDER, MPA

ASSISTANT DIRECTOR

YAN LIU, M.S.

SENIOR STATISTICAL ANALYST

SASANKA ADIKARI, PH.D

DATA SCIENTIST

AMANDA PEREIRA

RESEARCH ASSISTANT