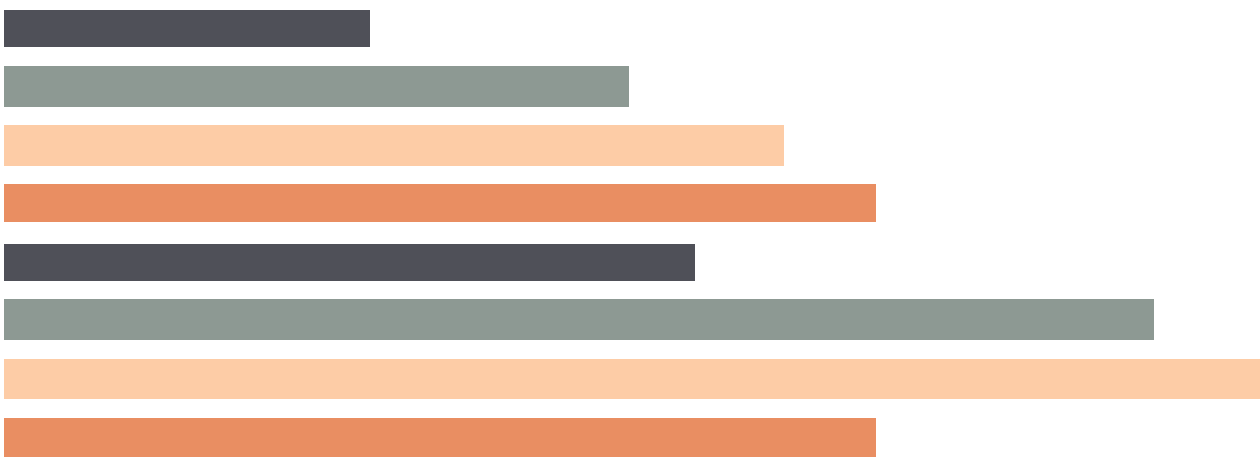
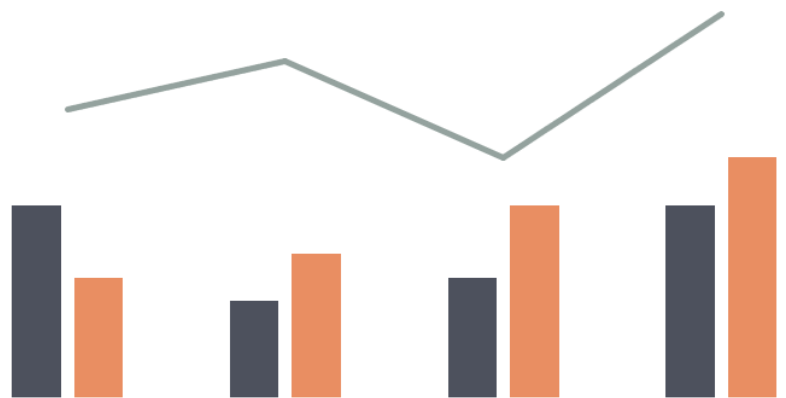
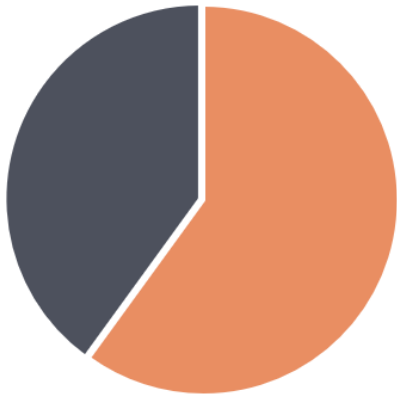


# 2023 Chester County

Court of Common Pleas  
Caseload Statistics for





We are pleased to provide you with a copy of the 2023 County Caseload Display pages. They can also be viewed on the AOPC webpage at [www.pacourts.us](http://www.pacourts.us) in the *News & Statistics* section under *Research & Statistics*.

Should you have any questions or comments, please do not hesitate to contact me at 717.231.3300 .

Sincerely,

A handwritten signature in black ink, appearing to read "Sasanka", is written over a horizontal line. The signature is fluid and cursive.

Sasanka Adikari, Ph.D.  
Data Scientist  
Department of Research and Statistics



# Table of Contents

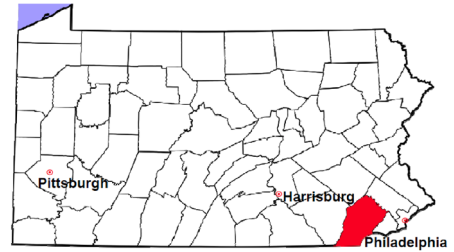
|   |             |
|---|-------------|
| CPCMS Criminal .....  | Page 1      |
| CPCMS Criminal - New Cases by Case Type.....                | Page 2      |
| Civil.....  | Page 3      |
| Civil - Docketed Cases Listed by Case Type.....             | Page 4      |
| Protection From Abuse .....                                 | Page 5      |
| Spousal & Child Support and Paternity .....                 | Page 6      |
| Custody/Partial Custody/Visitation.....                     | Page 7      |
| Divorce .....   | Page 8      |
| Juvenile Dependency - Active Dependent Inventory .....      | Page 9      |
| Juvenile Dependency - Adjudicated Dependent Inventory ..... | Page 10     |
| Juvenile Delinquency - Cases Pending Disposition.....       | Page 11     |
| Juvenile Delinquency - New Cases by Case Type .....         | Page 12     |
| Juvenile Delinquency - Formal Dispositions .....            | Page 13     |
| Juvenile Delinquency - Informal Dispositions .....          | Page 14     |
| Accounts.....   | Page 15     |
| Adoptions.....  | Page 16     |
| Relinquishments/Terminations .....                          | Page 17     |
| Appointment of Guardians .....                              | Page 18     |
| Jury Yield and Utilization .....                            | Page 19     |
| Problem Solving Courts.....                                 | Pages 20-21 |

# Chester County

2023 Population estimate: 549,784

Class of County: 3rd

No. of Common Pleas Court Judgeships: 15



## 2023 Criminal No. of Cases

|                                       |              |
|---------------------------------------|--------------|
| Cases Pending 1/1/2023                | 2,237        |
| New Cases Filed in 2023               | 3,868        |
| Reopened Cases                        | 304          |
| <b>Cases Available for Processing</b> | <b>6,409</b> |

### Processed by:

|                              |              |               |
|------------------------------|--------------|---------------|
| Withdrawn/Dismissed          | 116          | 2.8%          |
| Diversionsary Disposition*   | 812          | 19.3%         |
| Guilty Plea                  | 2,902        | 68.9%         |
| Non-Jury Trial               | 60           | 1.4%          |
| Jury Trial                   | 51           | 1.2%          |
| Inactive                     | 254          | 6.0%          |
| Other                        | 15           | 0.4%          |
| <b>Total Cases Processed</b> | <b>4,210</b> | <b>100.0%</b> |

**Cases Pending 12/31/2023** **2,199**

Cases Awaiting Sentencing 44

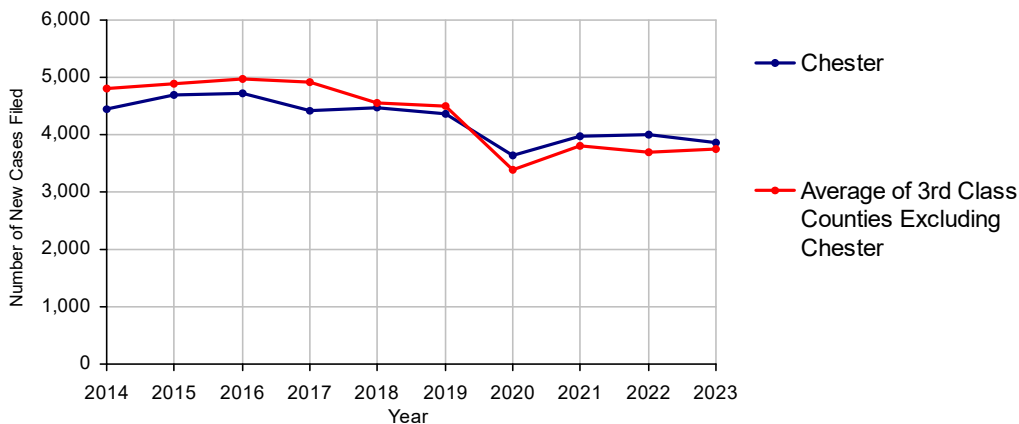
Data provided by CPCMS

\* Includes other diversionsary programs such as Veterans Court.

## Age of Pending Cases as of 12/31/2023

|               |              |               |
|---------------|--------------|---------------|
| 0-60 Days     | 557          | 25.3%         |
| 61-120 Days   | 507          | 23.1%         |
| 121-180 Days  | 324          | 14.7%         |
| 181-240 Days  | 201          | 9.1%          |
| 241-300 Days  | 216          | 9.8%          |
| 301-360 Days  | 112          | 5.1%          |
| Over 360 Days | 282          | 12.8%         |
| <b>Total</b>  | <b>2,199</b> | <b>100.0%</b> |

Criminal New Cases, 2014-2023



# Chester County

2023 Population: 549,784  
 Class of County: 3rd  
 No. of Common Pleas Judgeships: 15

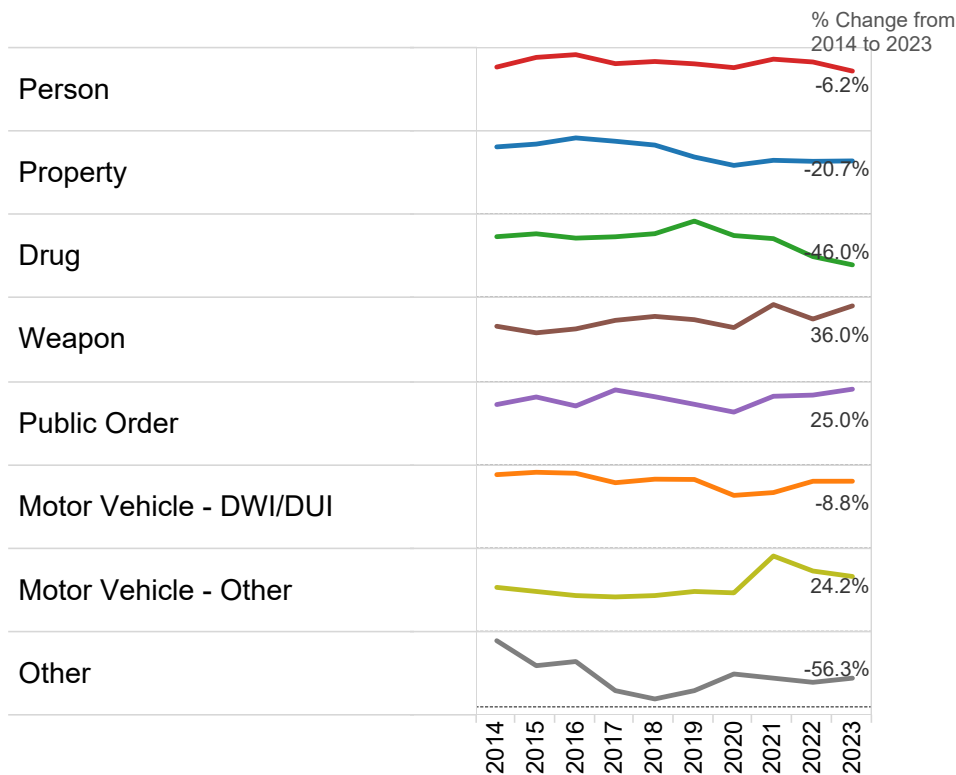


## 2023 Criminal - New Cases by Offense Type

| Case Type               | Felony       | Misdemeanor  | Summary     | Total         |               |
|-------------------------|--------------|--------------|-------------|---------------|---------------|
| Person                  | 360          | 258          | 1           | <b>619</b>    | <b>16.0%</b>  |
| Property                | 538          | 263          | 2           | <b>803</b>    | <b>20.8%</b>  |
| Drug                    | 100          | 219          | 2           | <b>321</b>    | <b>8.3%</b>   |
| Weapon                  | 88           | 29           | 0           | <b>117</b>    | <b>3.0%</b>   |
| Public Order            | 138          | 186          | 1           | <b>325</b>    | <b>8.4%</b>   |
| Motor Vehicle - DWI/DUI | 54           | 1,581        | 0           | <b>1,635</b>  | <b>42.3%</b>  |
| Motor Vehicle - Other   | 5            | 35           | 1           | <b>41</b>     | <b>1.1%</b>   |
| Other                   | 7            | 0            | 0           | <b>7</b>      | <b>0.2%</b>   |
| <b>Total</b>            | <b>1,290</b> | <b>2,571</b> | <b>7</b>    | <b>3,868</b>  | <b>100.0%</b> |
|                         | <b>33.4%</b> | <b>66.5%</b> | <b>0.2%</b> | <b>100.0%</b> |               |

Data provided by CPCMS

### Criminal New Cases by Offense Type, 2014-2023

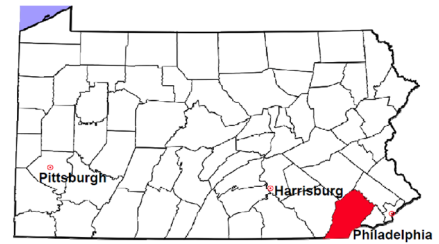


# Chester County

2023 Population estimate: 549,784

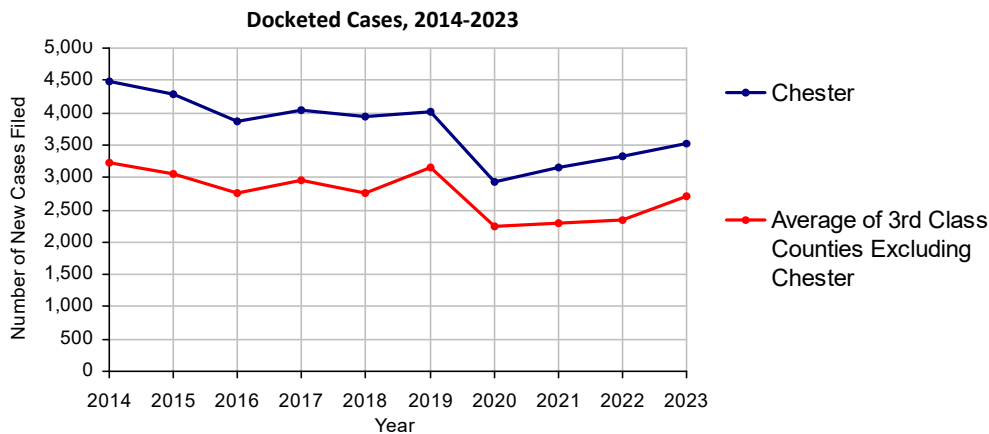
Class of County: 3rd

No. of Common Pleas Court Judgeships: 15



| 2023 Civil                            | Civil Action | Other        | Total        |
|---------------------------------------|--------------|--------------|--------------|
| Cases Pending 1/1/2023                | 1,604        | 2,460        | 4,064        |
| Docketed Cases                        | 2,433        | 1,089        | 3,522        |
| Arbitration Appeals                   | 32           | 11           | 43           |
| Transferred In                        | 40           | 1            | 41           |
| Returned to Active                    | 41           | 67           | 108          |
| <b>Cases Available for Processing</b> | <b>4,150</b> | <b>3,628</b> | <b>7,778</b> |
| Processed By:                         |              |              |              |
| Default Judgments                     | 597          | 390          | 987          |
| Cases Decided by Arbitration Board    | 156          | 89           | 245          |
| Dispositive Motions                   | 495          | 318          | 813          |
| Settlements                           | 657          | 275          | 932          |
| Moved to Inactive Status              | 43           | 11           | 54           |
| Transferred/Withdrawn                 | 88           | 70           | 158          |
| Dismissed/Discontinued                | 0            | 0            | 0            |
| Administrative Purge                  | 294          | 0            | 294          |
| Other                                 | 80           | 2            | 82           |
| Jury Trial                            | 20           | 4            | 24           |
| Non-Jury Trial                        | 13           | 7            | 20           |
| <b>Total Cases Processed</b>          | <b>2,443</b> | <b>1,166</b> | <b>3,609</b> |
| <b>Cases Pending 12/31/2023</b>       | <b>1,707</b> | <b>2,462</b> | <b>4,169</b> |

| Age of Pending Cases as of 12/31/2023 (Civil Action Only) |              |               |
|---|--------------|---------------|
| 0-6 months  | 971          | 56.9%         |
| 7-12 months   | 308          | 18.0%         |
| 13-18 months  | 167          | 9.8%          |
| 19-24 months  | 88           | 5.2%          |
| 25-30 months  | 41           | 2.4%          |
| 31-36 months  | 30           | 1.8%          |
| 37-42 months  | 20           | 1.2%          |
| 43-48 months  | 14           | 0.8%          |
| 49-54 months  | 15           | 0.9%          |
| 55-60 months  | 6            | 0.4%          |
| 61-66 months  | 6            | 0.4%          |
| 67-72 months  | 4            | 0.2%          |
| Over 72 months  | 37           | 2.2%          |
| <b>Total</b>  | <b>1,707</b> | <b>100.0%</b> |



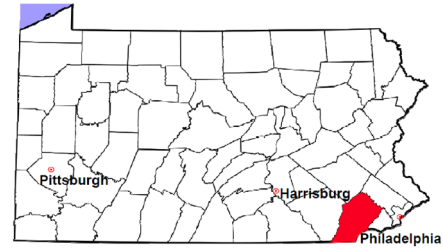


# Chester County

2023 Population estimate: 549,784

Class of County: 3rd

No. of Common Pleas Court Judgeships: 15



## 2023 Civil - Docketed Cases Listed by Case Type

|                                     |              |                 |                                  |              |               |
|-------------------------------------|--------------|-----------------|----------------------------------|--------------|---------------|
| <b>TORT</b>                         | <b>718</b>   | <b>20.4%</b>    | <b>REAL PROPERTY</b>             | <b>576</b>   | <b>16.4%</b>  |
| <i>(does not include mass tort)</i> |              |                 |                                  |              |               |
| Intentional                         | 99           |                 | Ejectment*                       | 75           |               |
| Malicious Prosecution               | 1            |                 | Eminent Domain/Condemnation*     | 12           |               |
| Motor Vehicle                       | 364          |                 | Ground Rent                      | 1            |               |
| Nuisance                            | 0            |                 | Landlord/Tenant Dispute          | 21           |               |
| Premise Liability                   | 96           |                 | Mortgage Foreclosure:            |              |               |
| Product Liability                   | 3            |                 | Residential*                     | 388          |               |
| Slander/Libel/Defamation            | 6            |                 | Commercial*                      | 11           |               |
| Other                               | 149          |                 | Partition of Real Property*      | 23           |               |
|                                     |              |                 | Quiet Title*                     | 14           |               |
|                                     |              |                 | Other*                           | 31           |               |
| <b>MASS TORT</b>                    | <b>1</b>     | <b>&lt;0.1%</b> | <b>CIVIL APPEALS</b>             | <b>344</b>   | <b>9.8%</b>   |
| Asbestos                            | 0            |                 | <i>- Administrative Agencies</i> |              |               |
| Tobacco                             | 0            |                 | Board of Assessment*             | 121          |               |
| Toxic Tort - DES                    | 0            |                 | Board of Elections*              | 15           |               |
| Toxic Tort - Implant                | 0            |                 | Dept. of Transportation*         | 153          |               |
| Toxic Waste                         | 1            |                 | Zoning Board*                    | 29           |               |
| Other                               | 0            |                 | Statutory Appeal - Other*        | 5            |               |
|                                     |              |                 | Other*                           | 21           |               |
| <b>PROFESSIONAL LIABILITY</b>       | <b>29</b>    | <b>0.8%</b>     | <b>MISCELLANEOUS</b>             | <b>191</b>   | <b>5.4%</b>   |
| Dental                              | 3            |                 | Common Law/                      |              |               |
| Legal                               | 0            |                 | Statutory Arbitration*           |              |               |
| Medical Malpractice                 | 20           |                 | Declaratory Judgment*            | 11           |               |
| Other                               | 6            |                 | Mandamus*                        | 1            |               |
|                                     |              |                 | Non-Domestic Relations           |              |               |
|                                     |              |                 | Restraining Order*               | 4            |               |
|                                     |              |                 | Quo Warranto*                    | 0            |               |
|                                     |              |                 | Replevin*                        | 24           |               |
|                                     |              |                 | Other*                           | 145          |               |
| <b>CONTRACT</b>                     | <b>1,663</b> | <b>47.2%</b>    | <b>TOTAL DOCKETED CASES:</b>     | <b>3,522</b> | <b>100.0%</b> |
| <i>(does not include judgments)</i> |              |                 |                                  |              |               |
| Buyer Plaintiff                     | 214          |                 |                                  |              |               |
| Debt Collection: Credit Card        | 619          |                 |                                  |              |               |
| Debt Collection: Other              | 592          |                 |                                  |              |               |
| Employment Dispute: Discrimination  | 3            |                 |                                  |              |               |
| Employment Dispute: Other           | 15           |                 |                                  |              |               |
| Other                               | 220          |                 |                                  |              |               |

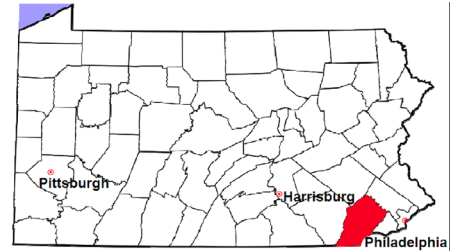
### Of the Docketed Cases:

Pro Se Filings: 331 9.4%      Class Action Suits: 29 0.8%      MDJ Appeals: 221 6.3%

\*Civil Other

# Chester County

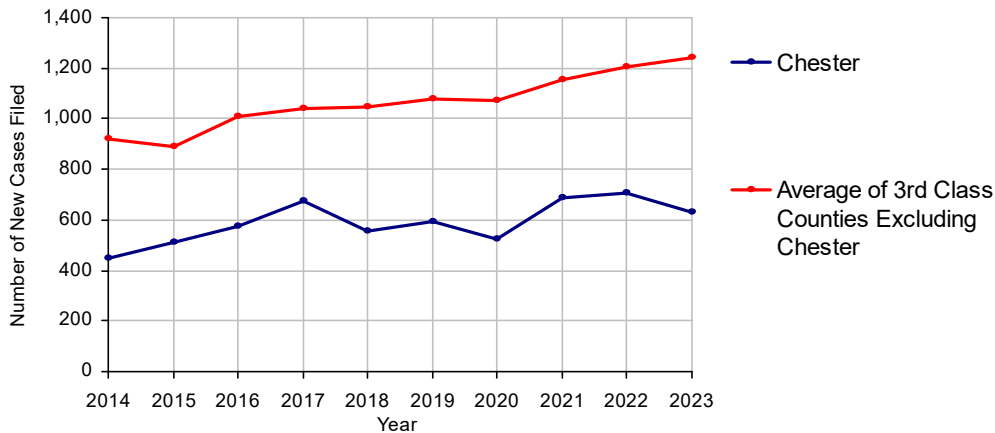
2023 Population estimate: 549,784  
 Class of County: 3rd  
 No. of Common Pleas Court Judgeships: 15



## 2023 Protection From Abuse

|  | <b>No. of Petitions</b> |
|--|-------------------------|
| Cases Pending 1/1/2023   | 629                     |
| New Cases Filed in 2023  | 632                     |
| <i>Of these, Petitions Requesting Temporary Orders: 632 (100.0%)</i>               |                         |
| <i>Temporary Orders DENIED: 37 (5.9%), Temporary Orders GRANTED: 595 (94.1%)</i>   |                         |
| <b>Cases Available for Processing</b>  | <b>1,261</b>            |
| Processed By:  |                         |
| Temporary Order DENIED After Ex Parte Hearing and No Evidentiary Hearing Scheduled | 24 4.1%                 |
| Temporary Order DISMISSED After Evidentiary Hearing and No Final Order Entered     | 244 41.4%               |
| Final Order DENIED After Evidentiary Hearing Before a Judge or a Judicial Officer  | 84 14.2%                |
| Final Order GRANTED After Evidentiary Hearing Before a Judge or a Judicial Officer | 101 17.1%               |
| Plaintiff Did Not Appear For Evidentiary Hearing                                   | 15 2.5%                 |
| Final Order by STIPULATION OR AGREEMENT Between the Parties                        | 112 19.0%               |
| Petition WITHDRAWN by Plaintiff  | 10 1.7%                 |
| TRANSFERRED to Another Jurisdiction  | 0                       |
| Other  | 0                       |
| <b>Cases Processed</b>   | <b>590 100.0%</b>       |
| <b>Cases Pending 12/31/2023</b>  | <b>671</b>              |

PFA New Cases Filed, 2014-2023

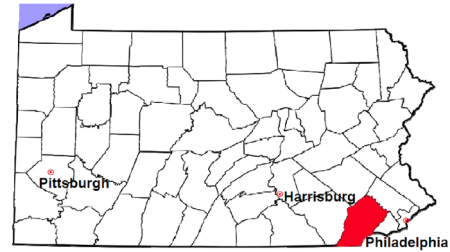


# Chester County

2023 Population estimate: 549,784

Class of County: 3rd

No. of Common Pleas Court Judgeships: 15



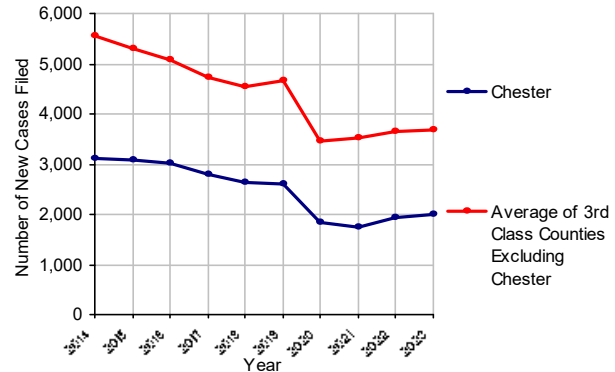
| 2023 Spousal & Child Support          | No. of Petitions    |
|---------------------------------------|---------------------|
| Cases Pending 1/1/2023                | 754                 |
| New Cases Filed in 2023               | 2,000               |
| Dockets Transferred In (+)            | 40                  |
| Dockets Transferred Out (-)           | 74                  |
| <b>Cases Available for Processing</b> | <b>2,720</b>        |
| Processed By:                         |                     |
| Judge                                 | 72 3.7%             |
| Intake Officer                        | 1,749 90.6%         |
| Hearing Officer                       | 110 5.7%            |
| Other                                 | 0                   |
| <b>Cases Processed</b>                | <b>1,931 100.0%</b> |
| <b>Cases Pending 12/31/2023</b>       | <b>789</b>          |

Data provided by PACSES

| 2023 Paternity                     | No. of Cases      |
|------------------------------------|-------------------|
| <b>Acknowledgements Filed:</b>     |                   |
| Non-Domestic Relations Section     | 313 79.0%         |
| During Conference                  | 47 11.9%          |
| Non-Stipulated (post genetic test) | 4 1.0%            |
| Pre-Trial Conference               | 32 8.1%           |
| <b>Total</b>                       | <b>396 100.0%</b> |
| <b>Established:</b>                |                   |
| Stipulated by Genetic Tests        | 20 20.2%          |
| Default - Father Failed to Appear  | 33 33.3%          |
| Adjudication by Court Proceeding   | 0                 |
| Out of State                       | 46 46.5%          |
| <b>Total</b>                       | <b>99 100.0%</b>  |
| <b>Cases Pending 12/31/2023</b>    | <b>130</b>        |

Data provided by PACSES

Spousal & Child Support New Cases, 2014-2023



## DEFINITIONS:

### ACKNOWLEDGEMENTS FILED:

**NON-DOMESTIC RELATIONS SECTION:** The voluntary Acknowledgement of Paternity by the alleged father.  
**DURING CONFERENCE:** The alleged father signed the Acknowledgement of Paternity-Waiver of Trial (PE-010) at the initial child support conference.  
**NON-STIPULATED (POST GENETIC TEST):** The alleged father signed the Acknowledgement of Paternity-Waiver of Trial after genetic tests were conducted and resulted in the alleged father being determined to be the biological father.  
**PRE-TRIAL CONFERENCE:** The alleged father signed the Acknowledgement of Paternity-Waiver of Trial at the pre-trial conference.

### ESTABLISHED:

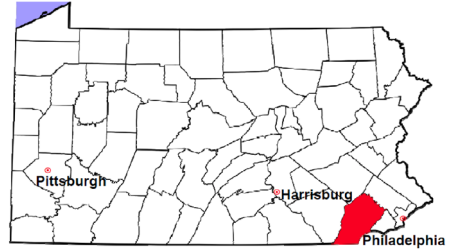
**STIPULATED BY GENETIC TESTS:** The alleged father requested genetic tests and signed a stipulation that if the test results had a 99% or higher probability of paternity then the alleged father would be stipulated as the biological father of the child.  
**DEFAULT - FATHER FAILED TO APPEAR:** The alleged father failed to appear after being served for either a support conference, hearing, or genetic test and a default paternity order was entered by the court.  
**ADJUDICATION BY COURT PROCEEDING:** The alleged father was determined to be the biological father of the child through a court proceeding.  
**OUT OF STATE:** Paternity was established in another state, "Out of state only".

# Chester County

2023 Population Estimate: 549,784

Class of County: 3rd

No. of Common Pleas Court Judgeships: 15

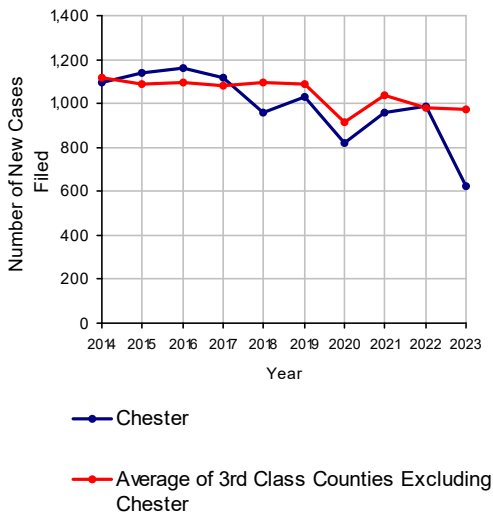


## 2023 Custody/Partial Custody/Visitation

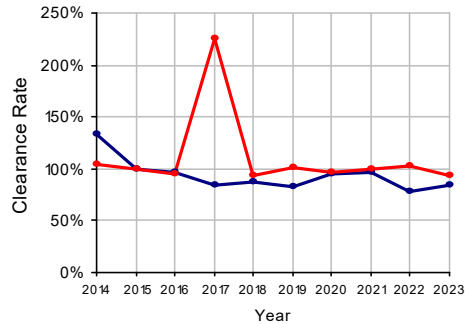
No. of Petitions

|                                       |              |               |
|---------------------------------------|--------------|---------------|
| Cases Pending 1/1/2023                | 486          |               |
| New Cases Filed in 2023               | 627          |               |
| <b>Cases Available for Processing</b> | <b>1,113</b> |               |
| Processed By:                         |              |               |
| Judge                                 | 138          | 26.1%         |
| Non-Judicial Officer                  | 390          | 73.9%         |
| Administrative Review/Purge           | 0            |               |
| Other                                 | 0            |               |
| <b>Cases Processed</b>                | <b>528</b>   | <b>100.0%</b> |
| <b>Cases Pending 12/31/2023</b>       | <b>585</b>   |               |

Custody/Partial Custody/Visitation New Cases Filed, 2014-2023

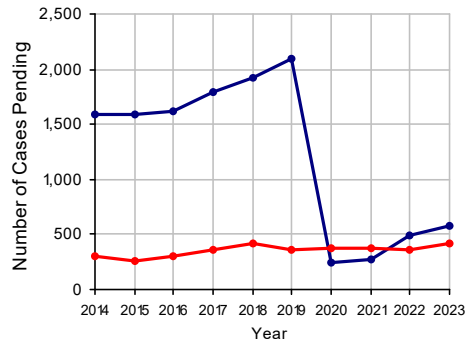


Clearance Rate, 2014-2023



Note: Clearance Rate = Cases Processed / New Cases Filed

Cases Pending at the End of Year, 2014-2023

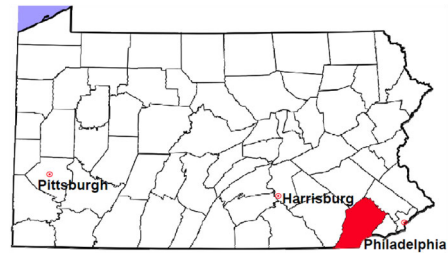


# Chester County

2023 Population estimate: 549,784

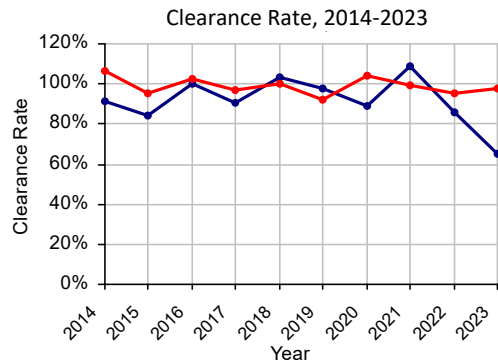
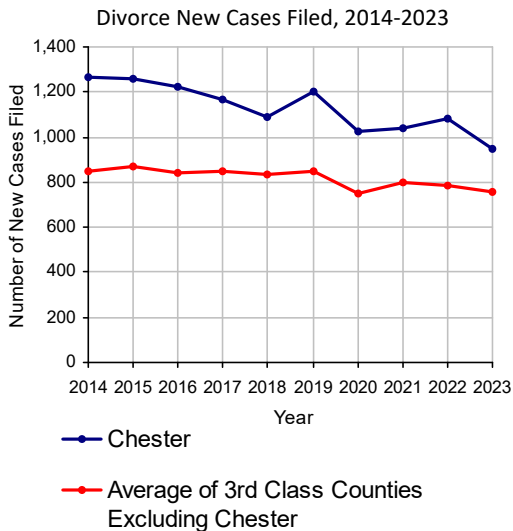
Class of County: 3rd

No. of Common Pleas Court Judgeships: 15

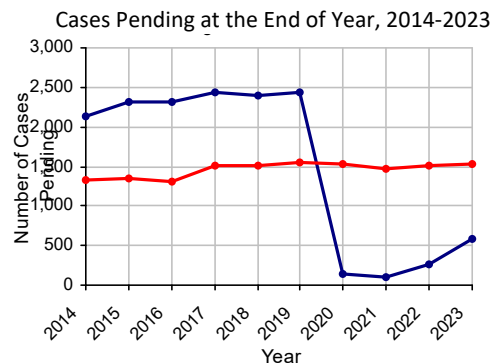


## 2023 Divorce

|   | No. of Petitions |               |
|---|------------------|---------------|
| Cases Pending 1/1/2023                  | 256              |               |
| New Cases Filed in 2023                 | 947              |               |
| <b>Cases Available for Processing</b>   | <b>1,203</b>     |               |
| Processed By:                           |                  |               |
| Contested Before a Judge                | 38               | 6.1%          |
| Contested Before a Non-Judicial Officer | 74               | 12.0%         |
| Uncontested                             | 506              | 81.9%         |
| Administrative Review/Purge             | 0                |               |
| Other                                   | 0                |               |
| <b>Cases Processed</b>                  | <b>618</b>       | <b>100.0%</b> |
| <b>Cases Pending 12/31/2023</b>         | <b>585</b>       |               |



Note: Clearance Rate = Cases Processed / New Cases Filed

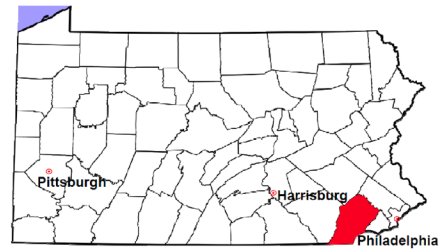


# Chester County

2023 Population estimate: 549,784

Class of County: 3rd

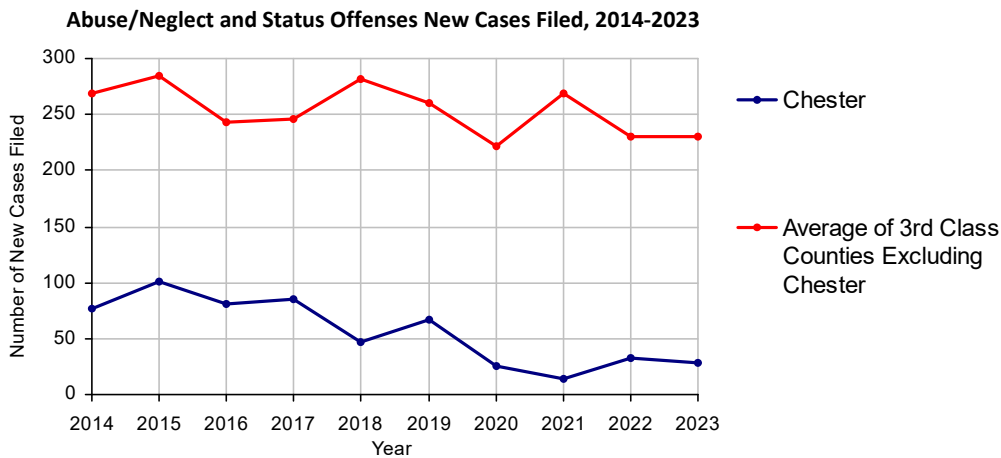
No. of Common Pleas Court Judgeships: 15



## 2023 Juvenile Dependency - Petitions Pending Adjudication

|   | Abuse/<br>Neglect | Status<br>Offenses | Total     |
|---|-------------------|--------------------|-----------|
| Cases Pending 1/1/2023                          | 3                 | 0                  | 3         |
| New Petitions Filed in 2023                     | 29                | 0                  | 29        |
| Other   | 0                 | 0                  | 0         |
| <b>Total Petitions Available for Processing</b> | <b>32</b>         | <b>0</b>           | <b>32</b> |
| Processed by:                                   |                   |                    |           |
| Adjudicated Dependent                           |                   |                    |           |
| Judge   | 8                 | 0                  | 8         |
| Juvenile Court Hearing Officer                  | 19                | 0                  | 19        |
| Adjudicated NOT Dependent                       |                   |                    |           |
| Judge   | 0                 | 0                  | 0         |
| Juvenile Court Hearing Officer                  | 0                 | 0                  | 0         |
| Withdrawn/Dismissed/Inactive                    | 0                 | 0                  | 0         |
| Other   | 2                 | 0                  | 2         |
| <b>Total Petitions Processed</b>                | <b>29</b>         | <b>0</b>           | <b>29</b> |
| <b>Cases Pending 12/31/2023</b>                 | <b>3</b>          | <b>0</b>           | <b>3</b>  |

Data provided by CPCMS

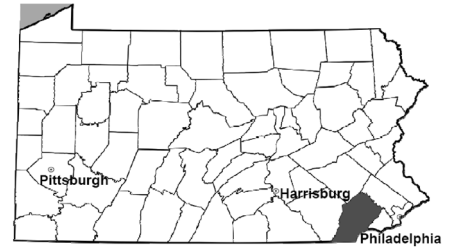


# Chester County

2023 Population estimate: 549,784

Class of County: 3rd

No. of Common Pleas Court Judgeships: 15



## 2023 Juvenile Dependency - Adjudicated Dependent Inventory

|   | Abuse/<br>Neglect |               | Status<br>Offenses |               | Total            |
|---|-------------------|---------------|--------------------|---------------|------------------|
| Cases Pending 1/1/2023                              | 61                |               | 0                  |               | 61               |
| New Adjudicated Dependent Cases                     | 27                |               | 0                  |               | 27               |
| Other   | 0                 |               | 0                  |               | 0                |
| <b>Total Adjudicated Dependent Cases</b>            | <b>88</b>         |               | <b>0</b>           |               | <b>88</b>        |
| <b><u>Court Supervision Terminated:</u></b>         |                   |               |                    |               |                  |
| Family Reunification                                | 5                 | 27.8%         | 0                  |               | 5 27.8%          |
| Adoption  | 0                 |               | 0                  |               | 0                |
| Placement with a Relative/Guardian                  | 6                 | 33.3%         | 0                  |               | 6 33.3%          |
| Aged Out  | 6                 | 33.3%         | 0                  |               | 6 33.3%          |
| Other Permanency Outcomes*                          | 1                 | 5.6%          | 0                  |               | 1 5.6%           |
| Other**   | 0                 |               | 0                  |               | 0                |
| <b>Total Adjudicated Dependent Cases Terminated</b> | <b>18</b>         | <b>100.0%</b> | <b>0</b>           | <b>100.0%</b> | <b>18 100.0%</b> |
| <b>Cases Pending 12/31/2023</b>                     | <b>70</b>         |               | <b>0</b>           |               | <b>70</b>        |

Data provided by CPCMS

\* Other Permanency Outcomes include: adjudicated delinquent, death due to natural causes, emancipation, permanent living arrangement, and parent has come forward.

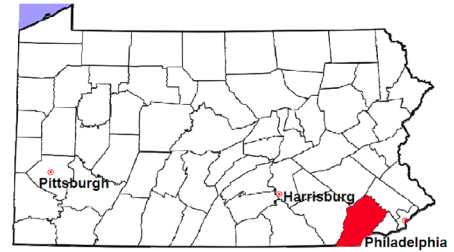
\*\* Other includes cases where court supervision is terminated due to transfer out of jurisdiction, withdrawal and administrative closure.

# Chester County

2023 Population estimate: 549,784

Class of County: 3rd

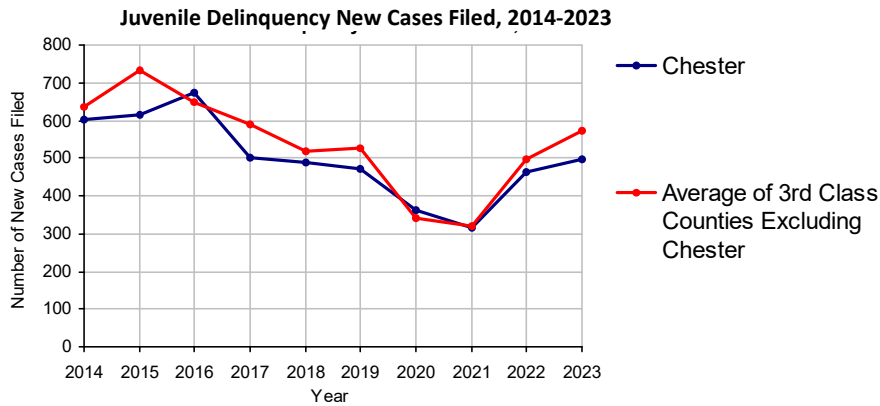
No. of Common Pleas Court Judgeships: 15



## 2023 Juvenile Delinquency - Cases Pending Disposition

|  |            |
|--|------------|
| <b>Begin Pending</b>                                       | <b>233</b> |
| New Cases  | 497        |
| Consent Decree Revoked                                     | 3          |
| Informal Adjustment Program Revoked                        | 4          |
| Alternative Program Revoked                                | 0          |
| Warrant Returned   | 17         |
| Other  | 25         |
| <b>Total Cases Available for Disposition</b>               | <b>779</b> |
| <b>Warrant Issued</b>                                      | <b>34</b>  |
| <b>Disposed by:</b>  |            |
| Adjudicated Delinquent by a Judge                          | 131        |
| Adjudicated Delinquent by a Juvenile Court Hearing Officer | 47         |
| Consent Decree Entered                                     | 72         |
| Informal Adjustment Program Entered                        | 135        |
| Warned and Counseled (Pre-Petition)                        | 21         |
| Dismissed/Withdrawn/Transferred                            | 64         |
| Transferred to Criminal Court                              | 0          |
| Other  | 34         |
| <b>Total Cases Disposed</b>                                | <b>504</b> |
| <b>End Pending</b>   | <b>241</b> |

Data provided by CPCMS





# Chester County

2023 Population: 549,784  
 Class of County: 3rd  
 No. of Common Pleas Judgeships: 15

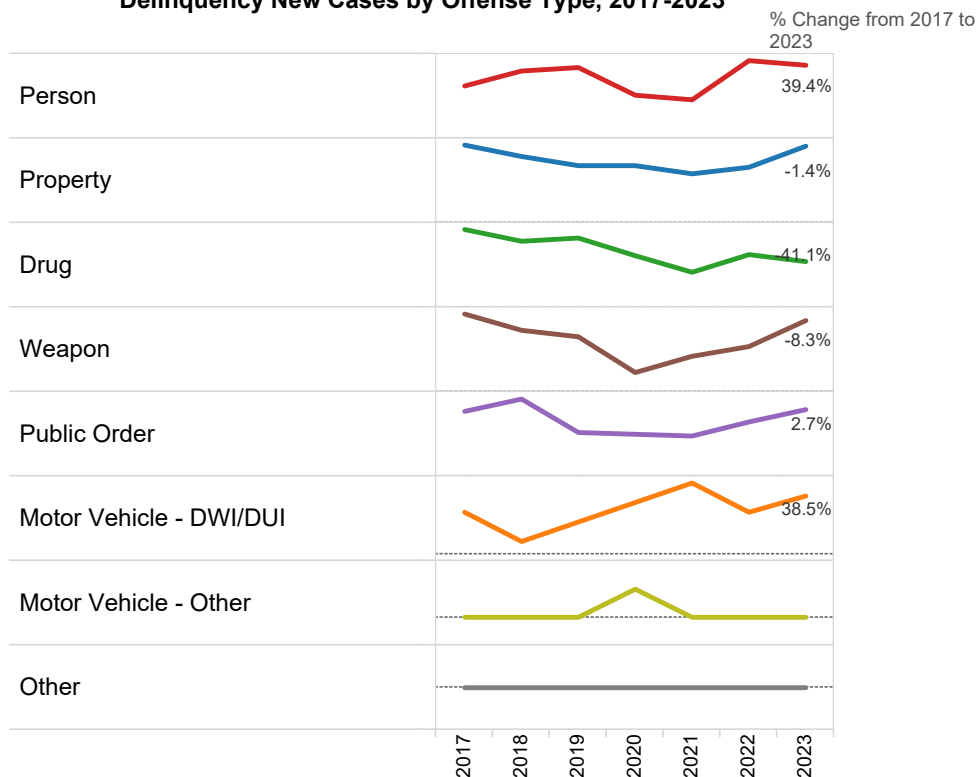


## 2023 Delinquency - New Cases by Offense Type

| Case Type               | Felony       | Misdemeanor  | Summary     | Total         |               |
|-------------------------|--------------|--------------|-------------|---------------|---------------|
| Person                  | 69           | 122          | 0           | 191           | 38.4%         |
| Property                | 75           | 67           | 0           | 142           | 28.6%         |
| Drug                    | 9            | 77           | 0           | 86            | 17.3%         |
| Weapon                  | 6            | 16           | 0           | 22            | 4.4%          |
| Public Order            | 13           | 24           | 1           | 38            | 7.6%          |
| Motor Vehicle - DWI/DUI | 0            | 18           | 0           | 18            | 3.6%          |
| Motor Vehicle - Other   | 0            | 0            | 0           | 0             | 0.0%          |
| Other                   | 0            | 0            | 0           | 0             | 0.0%          |
| <b>Total</b>            | <b>172</b>   | <b>324</b>   | <b>1</b>    | <b>497</b>    | <b>100.0%</b> |
|                         | <b>34.6%</b> | <b>65.2%</b> | <b>0.2%</b> | <b>100.0%</b> |               |

Data provided by CPCMS

### Delinquency New Cases by Offense Type, 2017-2023

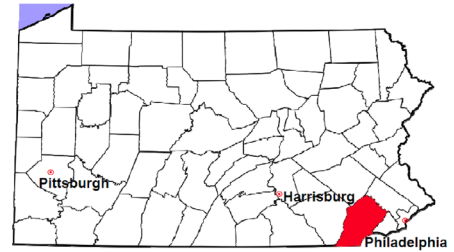


# Chester County

2023 Population estimate: 549,784

Class of County: 3rd

No. of Common Pleas Court Judgeships: 15



---

## 2023 Juvenile Delinquency - Formal Dispositions

---

|  |            |
|--|------------|
| <b>Begin Pending</b>                                       | <b>255</b> |
| Adjudicated Delinquent by a Judge                          | 131        |
| Adjudicated Delinquent by a Juvenile Court Hearing Officer | 47         |
| Warrant Returned   | 24         |
| Other  | 2          |
| <b>Total Adjudicated Delinquent Cases</b>                  | <b>459</b> |
| <b>Warrant Issued</b>                                      | <b>15</b>  |
| <b>Court Supervision Terminated:</b>                       |            |
| Conditions Satisfied                                       | 136        |
| Compelling Reasons   | 9          |
| Reached Age 21   | 2          |
| Transferred to Another Juvenile Court                      | 3          |
| Other  | 6          |
| <b>Total Adjudicated Delinquent Cases Terminated</b>       | <b>156</b> |
| <b>End Pending</b>   | <b>288</b> |

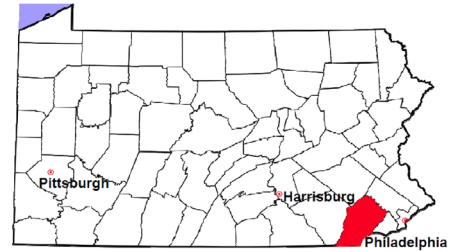
---

(R) - Revised

Data provided by CPCMS

# Chester County

2023 Population estimate: 549,784  
Class of County: 3rd  
No. of Common Pleas Court Judgeships: 15

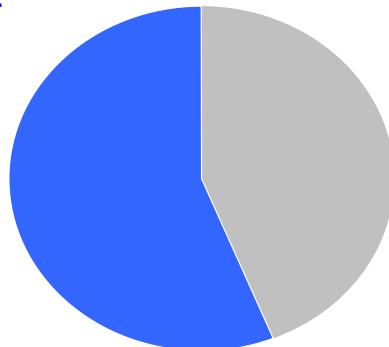


## 2023 Juvenile Delinquency - Informal Dispositions

|   |            |
|---|------------|
| <b>Pending Consent Decrees</b>                    | <b>39</b>  |
| <b>Pending Informal Adjustments</b>               | <b>49</b>  |
| New Consent Decrees                               | 72         |
| <b>New Informal Adjustments</b>                   | <b>135</b> |
| Warrant Returned                                  | 0          |
| <b>Other</b>                                      | <b>0</b>   |
| <b>Cases Informally Disposed</b>                  | <b>295</b> |
| <b>Warrant Issued</b>                             | <b>0</b>   |
| <b>Terminated by:</b>                             |            |
| Consent Decree Completed                          | 52         |
| <b>Informal Adjustment Completed</b>              | <b>127</b> |
| Consent Decree Revoked                            | 3          |
| Informal Adjustment Program Revoked               | 4          |
| <b>Other</b>                                      | <b>6</b>   |
| <b>Total Informally Disposed Cases Terminated</b> | <b>192</b> |
| <b>End Pending</b>                                | <b>103</b> |

(R) - Revised  
Data provided by CPCMS

Informal Dispositions: **56%**



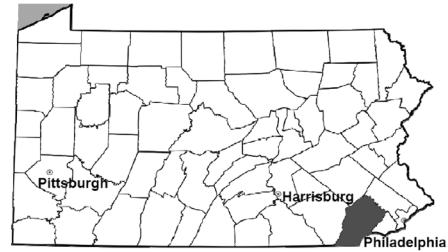
Delinquency Cases are disposed either formally, at a proceeding held before a judge or hearing officer, or informally without a proceeding. Informal dispositions include informal adjustments supervised by a juvenile probation officer; consent decrees agreed upon with the District Attorney after a petition is filed; or other pre-petition process by the juvenile probation department.

# Chester County

2023 Population estimate: 549,784

Class of County: 3rd

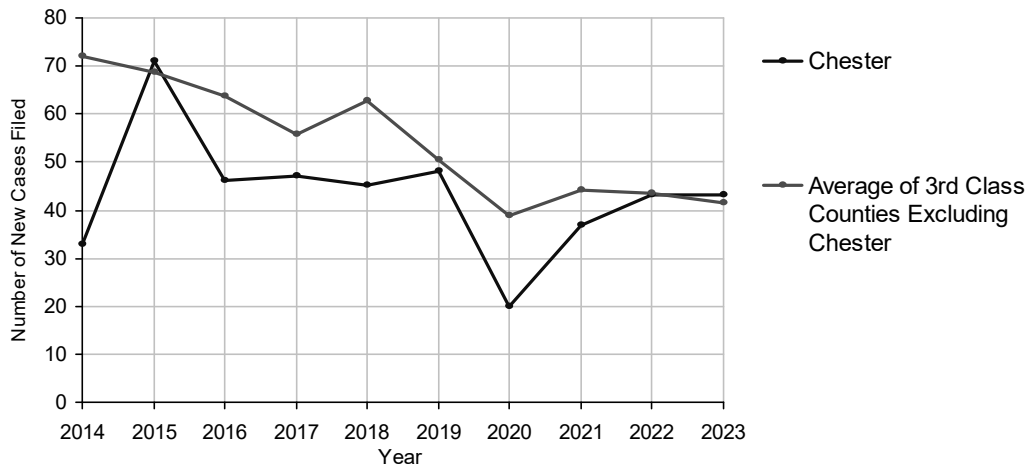
No. of Common Pleas Court Judgeships: 15



| <b>2023 Accounts</b>                    | <b>No. of Cases</b> |               |
|---|---------------------|---------------|
| Cases Pending 1/1/2023                  | 32 <sup>(R)</sup>   |               |
| New Cases Filed in 2023                 | 43                  |               |
| <b>Cases Available for Processing</b>   | <b>75</b>           |               |
| Processed By:                           |                     |               |
| Contested before a Judge                | 2                   | 4.4%          |
| Contested before a Non-Judicial Officer | 0                   |               |
| Uncontested                             | 33                  | 73.3%         |
| Other                                   | 10                  | 22.2%         |
| <b>Cases Processed</b>                  | <b>45</b>           | <b>100.0%</b> |
| <b>Cases Pending 12/31/2023</b>         | <b>30</b>           |               |

(R) - Revised

**Accounts New Cases Filed, 2014-2023**

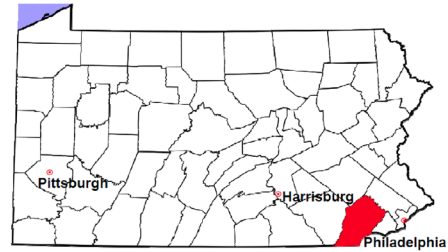


# Chester County

2023 Population estimate: 549,784

Class of County: 3rd

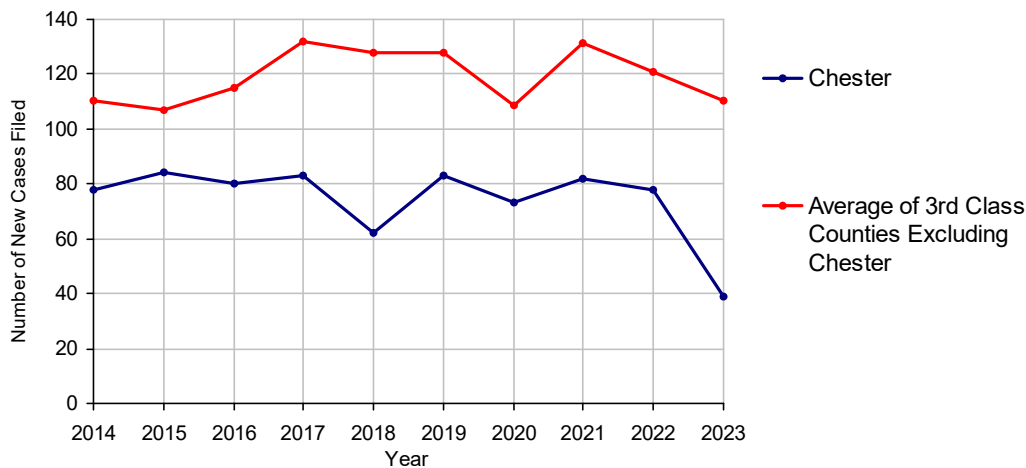
No. of Common Pleas Court Judgeships: 15



| <b>2023 Adoptions</b>                 |         | <b>No. of Cases</b> |               |
|---------------------------------------|---------|---------------------|---------------|
| Cases Pending 1/1/2023                |         | 45 <sup>(R)</sup>   |               |
| New Cases Filed in 2023               |         | 39                  |               |
| <b>Cases Available for Processing</b> |         | <b>84</b>           |               |
| Processed By:                         |         |                     |               |
| Contested before a Judge              | Granted | 1                   | 2.0%          |
|                                       | Denied  | 0                   |               |
| Uncontested                           | Granted | 49                  | 96.1%         |
|                                       | Denied  | 0                   |               |
| Other                                 |         | 1                   | 2.0%          |
| <b>Cases Processed</b>                |         | <b>51</b>           | <b>100.0%</b> |
| <b>Cases Pending 12/31/2023</b>       |         | <b>33</b>           |               |

(R) - Revised

**Adoptions New Cases Filed, 2014-2023**

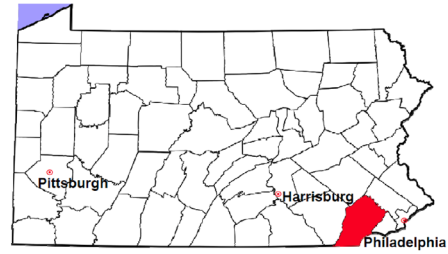


# Chester County

2023 Population estimate: 549,784

Class of County: 3rd

No. of Common Pleas Court Judgeships: 15



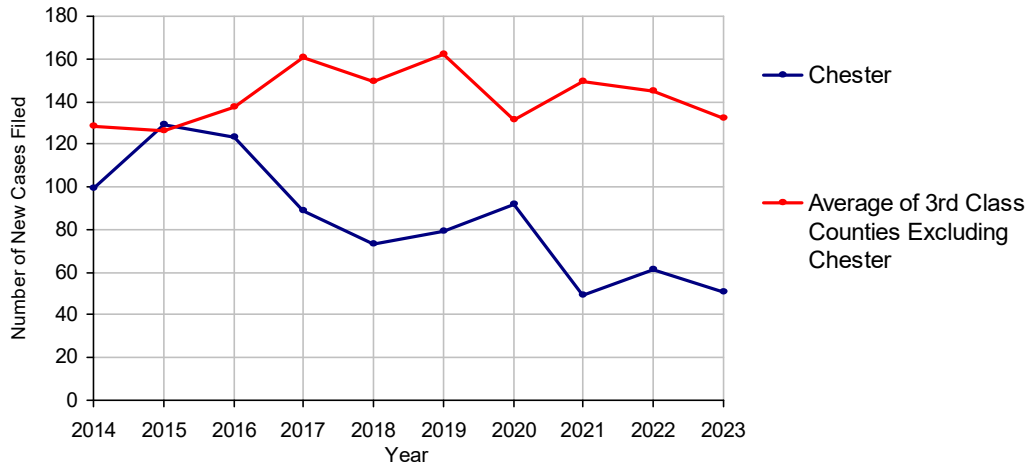
## 2023 Relinquishments/Terminations

**No. of Cases**

|                                       |                   |
|---------------------------------------|-------------------|
| Cases Pending 1/1/2023                | 63 <sup>(R)</sup> |
| New Cases Filed in 2023               | 51                |
| <b>Cases Available for Processing</b> | <b>114</b>        |
| Processed By:                         |                   |
| Contested before a Judge              | 2 3.2%            |
| Uncontested                           | 53 85.5%          |
| Other                                 | 7 11.3%           |
| <b>Cases Processed</b>                | <b>62 100.0%</b>  |
| <b>Cases Pending 12/31/2023</b>       | <b>52</b>         |

(R) - Revised

Relinquishments/Terminations New Cases Filed, 2014-2023

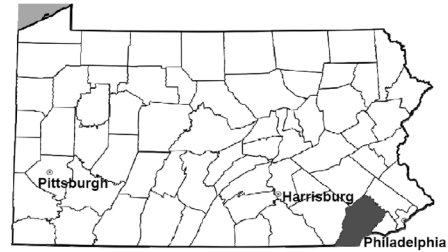


# Chester County

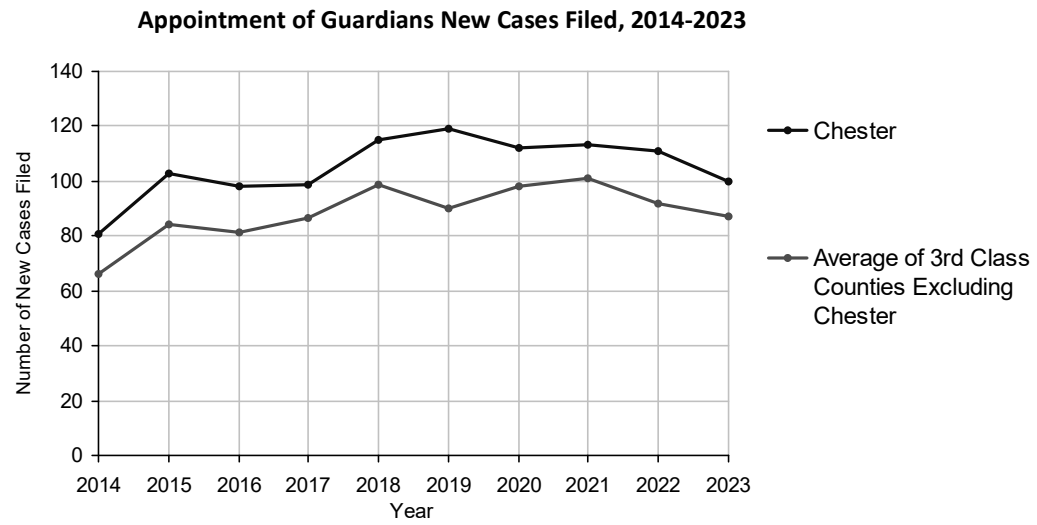
2023 Population estimate: 549,784

Class of County: 3rd

No. of Common Pleas Court Judgeships: 15

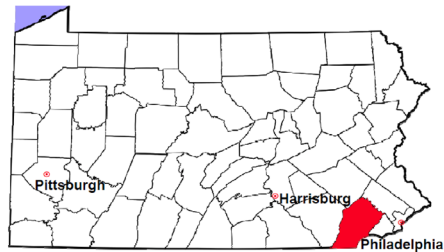


| <b>2023 Appointment of Guardians</b>  | <b>No. of Cases</b> |               |
|---------------------------------------|---------------------|---------------|
| Cases Pending 1/1/2023                | 39                  |               |
| New Cases Filed in 2023               | 100                 |               |
| <b>Cases Available for Processing</b> | <b>139</b>          |               |
| Processed By:                         |                     |               |
| Contested before a Judge              | 0                   |               |
| Uncontested                           | 81                  | 77.9%         |
| Other                                 | 23                  | 22.1%         |
| <b>Cases Processed</b>                | <b>104</b>          | <b>100.0%</b> |
| <b>Cases Pending 12/31/2023</b>       | <b>35</b>           |               |



# Chester County

2023 Population estimate: 549,784  
 Class of County: 3rd  
 No. of Common Pleas Court Judgeships: 15



## 2023 Jury Yield and Utilization

### Jury Yield

|  |               |          |              |   |
|--|---------------|----------|--------------|---|
| Qualification Questionnaires/Summonses Mailed:                 | 22,747        | A        |              |   |
| Returned Undeliverable:  | 1,127         | B        | 5.0%         | Of Qualification Questionnaires/ Summonses Mailed |
| Not Responded to:  | 1,389         | C        | 6.1%         |   |
| the Number of Prospective Jurors:                              |               |          |              |   |
| Disqualified:  | 2,734         | D        | 12.0%        |   |
| Exempted:  | 460           | E        | 2.0%         |   |
| Excused:   | 2,979         | F        | 13.1%        |   |
| Deferred to New Term:  | 998           | G        | 4.4%         |   |
| Deferred from Previous Term:                                   | 3,391         | H        | 14.9%        |   |
| <b>Total Number of Qualified Jurors Available for Service:</b> | <b>16,451</b> | <b>I</b> | <b>72.3%</b> |   |

$I = A - B - C - D - E - F - G + H$

### Jury Utilization

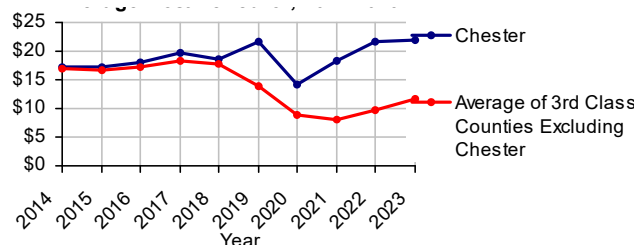
|   |       |       |                                   |
|---|-------|-------|-----------------------------------|
| the Number of Jurors:                             |       |       |                                   |
| Reporting for Service:                            | 6,696 | 40.7% | Of Jurors Qualified and Available |
| Told Not to Report for Service:                   | 7,837 | 47.6% |                                   |
| Sent to Courtroom for Jury Selection (Voir Dire): | 5,482 | 81.9% | Of Jurors Reporting for Service   |
| Impaneled or Sworn (jurors/alternates):           | 1,154 | 17.2% |                                   |
| Removed for Cause/Hardship:                       | 882   |       |                                   |
| Removed by Peremptory Challenge:                  | 1,012 |       |                                   |
| Number of Jury Trials Started:                    | 74    |       |                                   |
| Pool Days:  | 89    |       |                                   |
| Zero Panel Days:                                  | 9     | 10.1% | (Of Pool Days)                    |

### Jury Costs

|  |                     |          |
|--|---------------------|----------|
| <b>Total Annual Budget for Juror Operations:</b> | <b>\$499,188.00</b> | <b>J</b> |
| <b>Average Cost Per Juror:</b>                   | <b>\$21.95</b>      | <b>K</b> |

$K = J/A$

Average Cost Per Juror, 2014-2023



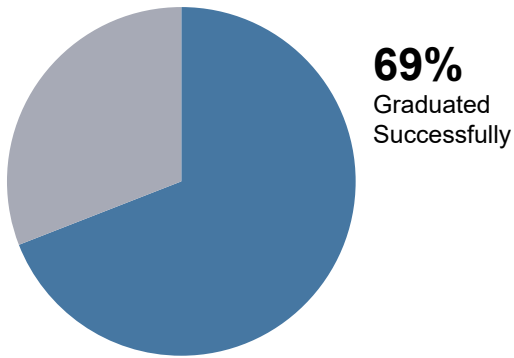


# Chester County

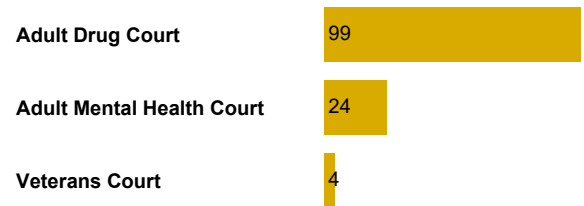
## 2023 Problem Solving Courts

### 165 Discharges

Of All Court Participants Discharged:



### 127 Admissions



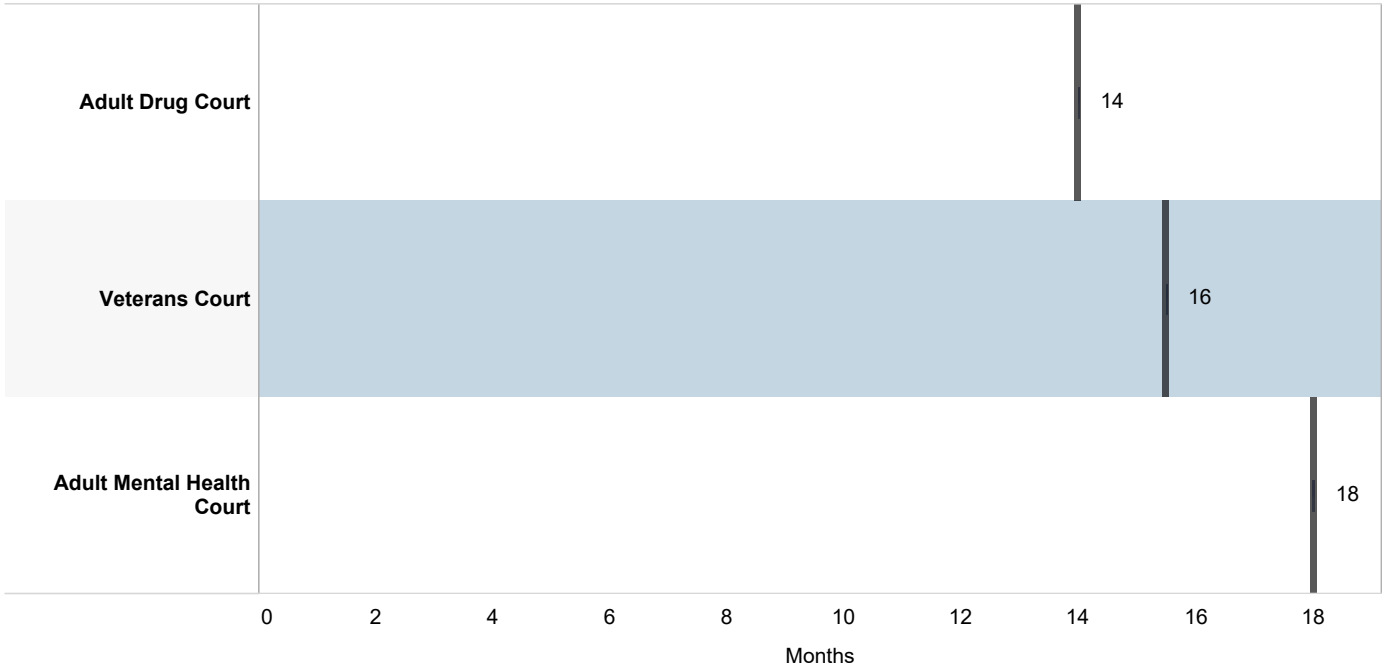
### Discharge Reason

|                                  | Successfully Completed | Unsuccessful/New Offense | Unsuccessful /Non-Compliant | Voluntarily Withdrew | Unsuccessful /Absconded | Other       | Total Discharges      |
|----------------------------------|------------------------|--------------------------|-----------------------------|----------------------|-------------------------|-------------|-----------------------|
| <b>Adult Drug Court</b>          | 70<br>(70.7%)          | 2<br>(2.0%)              | 6<br>(6.1%)                 | 16<br>(16.2%)        | 2<br>(2.0%)             | 3<br>(3.0%) | <b>99</b><br>(100.0%) |
| <b>Adult Mental Health Court</b> | 38<br>(70.4%)          | 2<br>(3.7%)              | 10<br>(18.5%)               | 2<br>(3.7%)          | 1<br>(1.9%)             | 1<br>(1.9%) | <b>54</b><br>(100.0%) |
| <b>Veterans Court</b>            | 6<br>(50.0%)           |                          | 5<br>(41.7%)                | 1<br>(8.3%)          |                         |             | <b>12</b><br>(100.0%) |

# Chester County

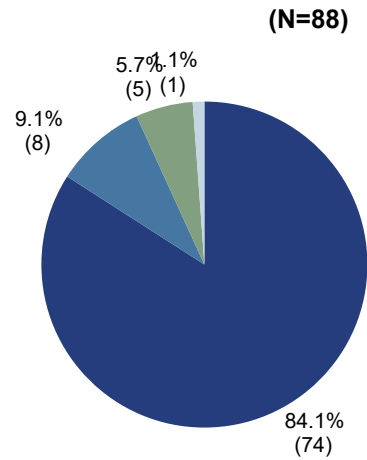

## 2023 Problem Solving Courts

Median Months from Admission to Discharge



Among successful graduates, there was a 49% increase in employment.

84% of the employed successful graduates were employed full time:



13% (22) of all participants have improved in **education level** at discharge.

- Employed Full Time
- Employed Part Time
- Student Full Time
- Volunteer



DEPARTMENT OF RESEARCH & STATISTICS

KIM NIEVES, PH.D.

DIRECTOR

ANDREW GINDER, MPA

ASSISTANT DIRECTOR

YAN LIU, M.S.

SENIOR STATISTICAL ANALYST

SASANKA ADIKARI, PH.D

DATA SCIENTIST

AMANDA PEREIRA

RESEARCH ASSISTANT