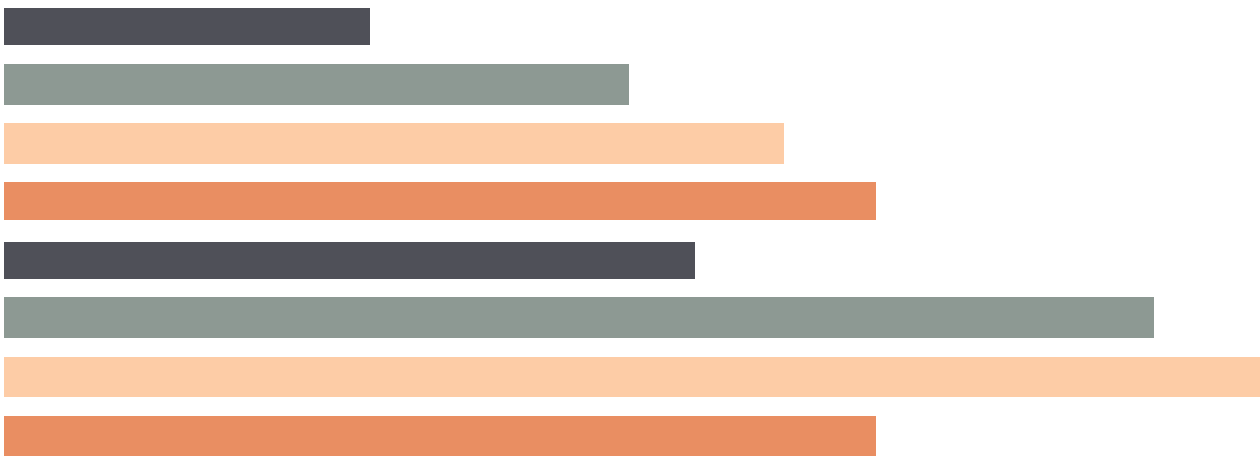
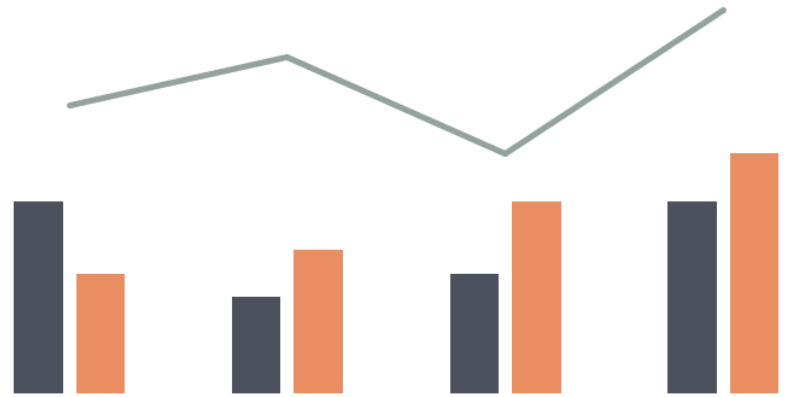


2023 Delaware County


Court of Common Pleas
Caseload Statistics for



We are pleased to provide you with a copy of the 2023 County Caseload Display pages. They can also be viewed on the AOPC webpage at www.pacourts.us in the *News & Statistics* section under *Research & Statistics*.

Should you have any questions or comments, please do not hesitate to contact me at 717.231.3300 .

Sincerely,

A handwritten signature in black ink, appearing to read "Sasanka", written over a horizontal line.

Sasanka Adikari, Ph.D.
Data Scientist
Department of Research and Statistics

Table of Contents

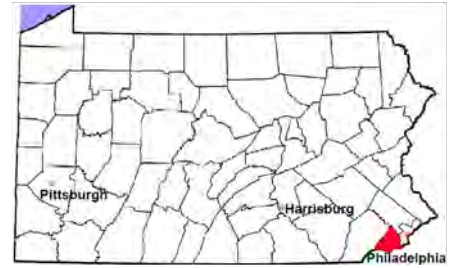
CPCMS Criminal	Page 1
CPCMS Criminal - New Cases by Case Type.....	Page 2
Civil.....	Page 3
Civil - Docketed Cases Listed by Case Type.....	Page 4
Protection From Abuse	Page 5
Spousal & Child Support and Paternity	Page 6
Custody/Partial Custody/Visitation.....	Page 7
Divorce	Page 8
Juvenile Dependency - Active Dependent Inventory	Page 9
Juvenile Dependency - Adjudicated Dependent Inventory	Page 10
Juvenile Delinquency - Cases Pending Disposition.....	Page 11
Juvenile Delinquency - New Cases by Case Type	Page 12
Juvenile Delinquency - Formal Dispositions	Page 13
Juvenile Delinquency - Informal Dispositions	Page 14
Accounts.....	Page 15
Adoptions.....	Page 16
Relinquishments/Terminations	Page 17
Appointment of Guardians	Page 18
Jury Yield and Utilization	Page 19
Problem Solving Courts.....	Pages 20-21

Delaware County

2023 Population estimate: 576,720

Class of County: 2A

No. of Common Pleas Court Judgeships: 21



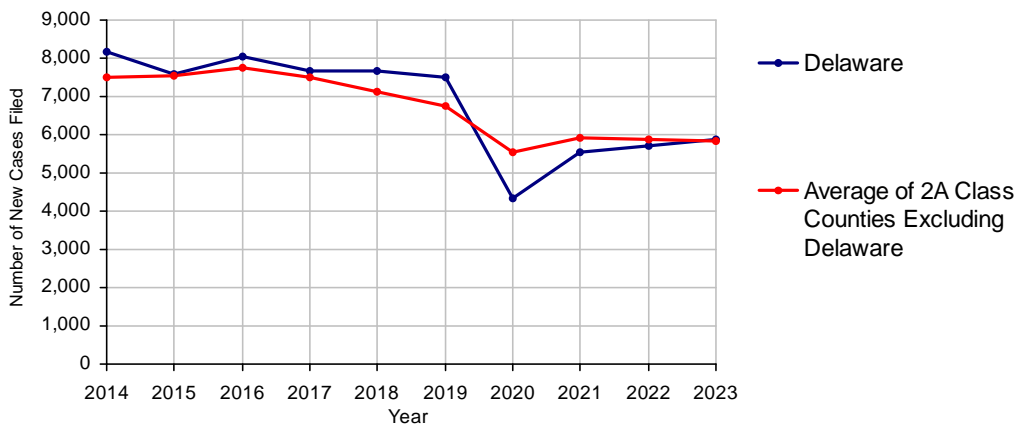
2023 Criminal	No. of Cases	
Cases Pending 1/1/2023	3,393	
New Cases Filed in 2023	5,874	
Reopened Cases	670	
Cases Available for Processing	9,937	
Processed by:		
Withdrawn/Dismissed	380	5.9%
Diversionsary Disposition*	1,042	16.3%
Guilty Plea	4,152	64.9%
Non-Jury Trial	87	1.4%
Jury Trial	72	1.1%
Inactive	619	9.7%
Other	49	0.8%
Total Cases Processed	6,401	100.0%
Cases Pending 12/31/2023	3,536	
Cases Awaiting Sentencing	123	

Age of Pending Cases as of 12/31/2023		
0-60 Days	804	22.7%
61-120 Days	701	19.8%
121-180 Days	408	11.5%
181-240 Days	360	10.2%
241-300 Days	304	8.6%
301-360 Days	205	5.8%
Over 360 Days	754	21.3%
Total	3,536	100.0%

Data provided by CPCMS

* Includes other diversionsary programs such as Veterans Court.

Criminal New Cases, 2014-2023



Delaware County

2023 Population: 576,720
 Class of County: 2A
 No. of Common Pleas Judgeships: 21

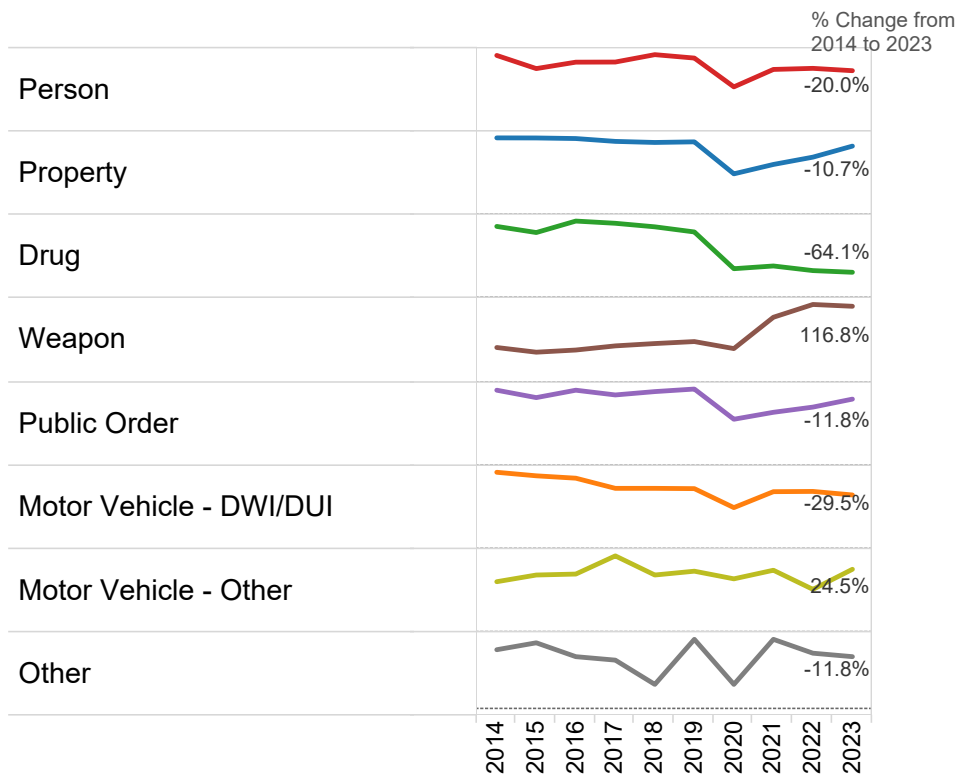


2023 Criminal - New Cases by Offense Type

Case Type	Felony	Misdemeanor	Summary	Total	
Person	517	490	6	1,013	17.2%
Property	901	742	19	1,662	28.3%
Drug	202	606	4	812	13.8%
Weapon	357	65	3	425	7.2%
Public Order	157	416	5	578	9.8%
Motor Vehicle - DWI/DUI	36	1,266	1	1,303	22.2%
Motor Vehicle - Other	7	57	2	66	1.1%
Other	15	0	0	15	0.3%
Total	2,192	3,642	40	5,874	100.0%
	37.3%	62.0%	0.7%	100.0%	

Data provided by CPCMS

Criminal New Cases by Offense Type, 2014-2023

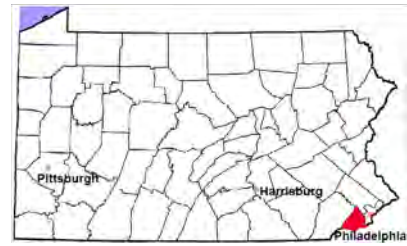


Delaware County

2023 Population estimate: 576,720

Class of County: 2A

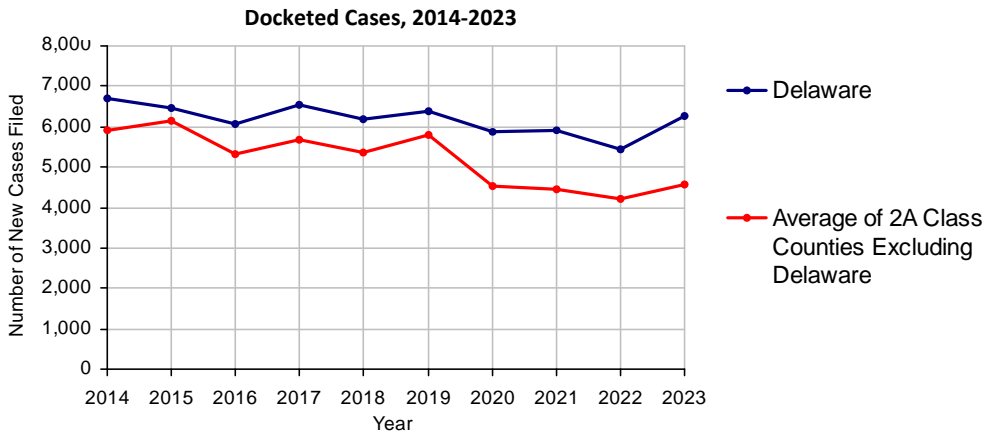
No. of Common Pleas Court Judgeships: 21



2023 Civil	Civil Action	Other	Total
Cases Pending 1/1/2023	5,877	4,299	10,176 ^(R)
Docketed Cases	4,236	2,016	6,252
Arbitration Appeals	127	22	149
Transferred In	80	3	83
Returned to Active	30	2	32
Cases Available for Processing	10,350	6,342	16,692
Processed By:			
Default Judgments	1,055	663	1,718
Cases Decided by Arbitration Board	401	230	631
Dispositive Motions	86	302	388
Settlements	1,613	592	2,205
Moved to Inactive Status	14	9	23
Transferred/Withdrawn	895	555	1,450
Dismissed/Discontinued	501	258	759
Administrative Purge	769	148	917
Other	94	16	110
Jury Trial	29	1	30
Non-Jury Trial	45	33	78
Total Cases Processed	5,502	2,807	8,309
Cases Pending 12/31/2023	4,848	3,535	8,383

Age of Pending Cases as of 12/31/2023 (Civil Action Only)		
0-6 months	1,198	24.7%
7-12 months	1,508	31.1%
13-18 months	697	14.4%
19-24 months	462	9.5%
25-30 months	277	5.7%
31-36 months	167	3.4%
37-42 months	134	2.8%
43-48 months	120	2.5%
49-54 months	99	2.0%
55-60 months	53	1.1%
61-66 months	35	0.7%
67-72 months	34	0.7%
Over 72 months	64	1.3%
Total	4,848	100.0%

(R) - Revised



Delaware County

2023 Population estimate: 576,720

Class of County: 2A

No. of Common Pleas Court Judgeships: 21



2023 Civil - Docketed Cases Listed by Case Type

TORT 1,437 23.0%

(does not include mass tort)

Intentional	31
Malicious Prosecution	6
Motor Vehicle	980
Nuisance	2
Premise Liability	208
Product Liability	13
Slander/Libel/Defamation	7
Other	190

MASS TORT 2 <0.1%

Asbestos	0
Tobacco	0
Toxic Tort - DES	1
Toxic Tort - Implant	0
Toxic Waste	0
Other	1

PROFESSIONAL LIABILITY 57 0.9%

Dental	5
Legal	7
Medical Malpractice	18
Other	27

CONTRACT 2,149 34.4%

(does not include judgments)

Buyer Plaintiff	44
Debt Collection: Credit Card	1,280
Debt Collection: Other	497
Employment Dispute: Discrimination	4
Employment Dispute: Other	18
Other	306

Of the Docketed Cases:

Pro Se Filings:	229	3.7%	Class Action Suits:	8	0.1%	MDJ Appeals:	428	6.8%
-----------------	-----	------	---------------------	---	------	--------------	-----	------

*Civil Other

REAL PROPERTY 1,823 29.2%

Ejectment*	124
Eminent Domain/Condemnation*	10
Ground Rent	0
Landlord/Tenant Dispute	591
Mortgage Foreclosure:	
Residential*	829
Commercial*	30
Partition of Real Property*	17
Quiet Title*	77
Other*	145

CIVIL APPEALS 528 8.4%

- Administrative Agencies

Board of Assessment*	171
Board of Elections*	1
Dept. of Transportation*	182
Zoning Board*	20
Statutory Appeal - Other*	4
Other*	150

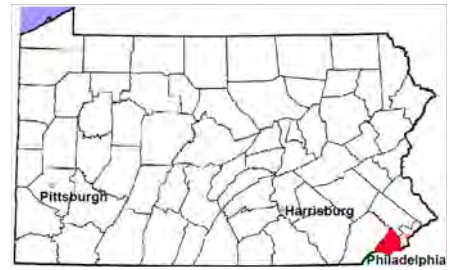
MISCELLANEOUS 256 4.1%

Common Law/	
Statutory Arbitration*	1
Declaratory Judgment*	24
Mandamus*	7
Non-Domestic Relations	
Restraining Order*	6
Quo Warranto*	0
Replevin*	44
Other*	174

TOTAL DOCKETED CASES: 6,252 100.0%

Delaware County

2023 Population estimate: 576,720
 Class of County: 2A
 No. of Common Pleas Court Judgeships: 21



2023 Protection From Abuse

**No. of
Petitions**

Cases Pending 1/1/2023	1,037
New Cases Filed in 2023	2,202

*Of these, Petitions Requesting Temporary Orders: 2,202 (100.0%)
 Temporary Orders DENIED: 475 (21.6%), Temporary Orders GRANTED: 1,727 (78.4%)*

Cases Available for Processing 3,239

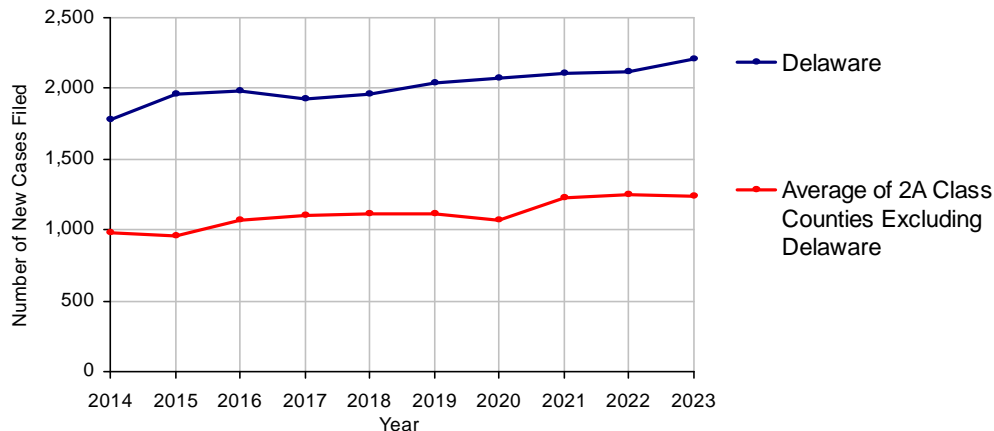
Processed By:

Temporary Order DENIED After Ex Parte Hearing and No Evidentiary Hearing Scheduled	148	6.6%
Temporary Order DISMISSED After Evidentiary Hearing and No Final Order Entered	0	
Final Order DENIED After Evidentiary Hearing Before a Judge or a Judicial Officer	191	8.6%
Final Order GRANTED After Evidentiary Hearing Before a Judge or a Judicial Officer	203	9.1%
Plaintiff Did Not Appear For Evidentiary Hearing	909	40.7%
Final Order by STIPULATION OR AGREEMENT Between the Parties	196	8.8%
Petition WITHDRAWN by Plaintiff	584	26.2%
TRANSFERRED to Another Jurisdiction	1	<0.1%
Other	0	

Cases Processed 2,232 100.0%

Cases Pending 12/31/2023 1,007

PFA New Cases Filed, 2014-2023

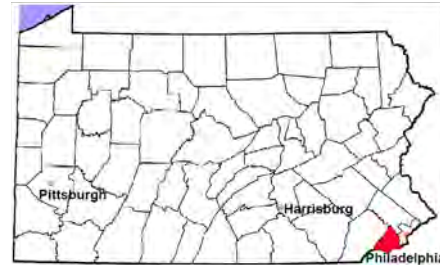


Delaware County

2023 Population estimate: 576,720

Class of County: 2A

No. of Common Pleas Court Judgeships: 21



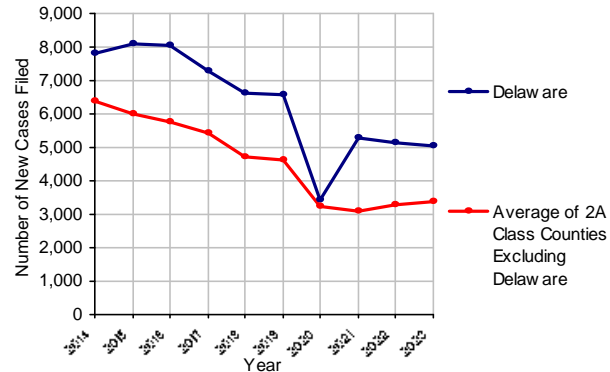
2023 Spousal & Child Support	No. of Petitions
Cases Pending 1/1/2023	2,830
New Cases Filed in 2023	5,050
Dockets Transferred In (+)	115
Dockets Transferred Out (-)	153
Cases Available for Processing	7,842
Processed By:	
Judge	267 4.9%
Intake Officer	3,151 57.3%
Hearing Officer	2,074 37.7%
Other	10 0.2%
Cases Processed	5,502 100.0%
Cases Pending 12/31/2023	2,340

Data provided by PACSES

2023 Paternity	No. of Cases
Acknowledgements Filed:	
Non-Domestic Relations Section	616 79.5%
During Conference	138 17.8%
Non-Stipulated (post genetic test)	3 0.4%
Pre-Trial Conference	18 2.3%
Total	775 100.0%
Established:	
Stipulated by Genetic Tests	139 45.4%
Default - Father Failed to Appear	24 7.8%
Adjudication by Court Proceeding	0
Out of State	143 46.7%
Total	306 100.0%
Cases Pending 12/31/2023	300

Data provided by PACSES

Spousal & Child Support New Cases, 2014-2023



DEFINITIONS:

ACKNOWLEDGEMENTS FILED:

NON-DOMESTIC RELATIONS SECTION: The voluntary Acknowledgement of Paternity by the alleged father.
DURING CONFERENCE: The alleged father signed the Acknowledgement of Paternity-Waiver of Trial (PE-010) at the initial child support conference.
NON-STIPULATED (POST GENETIC TEST): The alleged father signed the Acknowledgement of Paternity-Waiver of Trial after genetic tests were conducted and resulted in the alleged father being determined to be the biological father.
PRE-TRIAL CONFERENCE: The alleged father signed the Acknowledgement of Paternity-Waiver of Trial at the pre-trial conference.

ESTABLISHED:

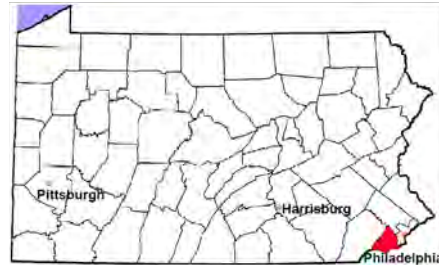
STIPULATED BY GENETIC TESTS: The alleged father requested genetic tests and signed a stipulation that if the test results had a 99% or higher probability of paternity then the alleged father would be stipulated as the biological father of the child.
DEFAULT - FATHER FAILED TO APPEAR: The alleged father failed to appear after being served for either a support conference, hearing, or genetic test and a default paternity order was entered by the court.
ADJUDICATION BY COURT PROCEEDING: The alleged father was determined to be the biological father of the child through a court proceeding.
OUT OF STATE: Paternity was established in another state, "Out of state only".

Delaware County

2023 Population Estimate: 576,720

Class of County: 2A

No. of Common Pleas Court Judgeships: 21



2023 Custody/Partial Custody/Visitation

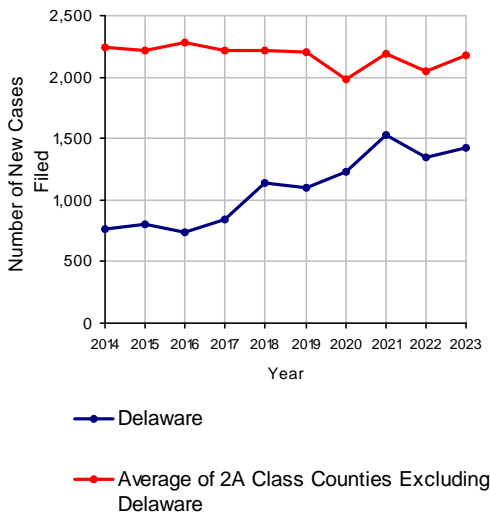
No. of Petitions

Cases Pending 1/1/2023	3,801
New Cases Filed in 2023	1,430
Cases Available for Processing	5,231
Processed By:	
Judge	713 36.4%
Non-Judicial Officer	1,056 53.9%
Administrative Review/Purge	0
Other	189 9.7%
Cases Processed	1,958 100.0%

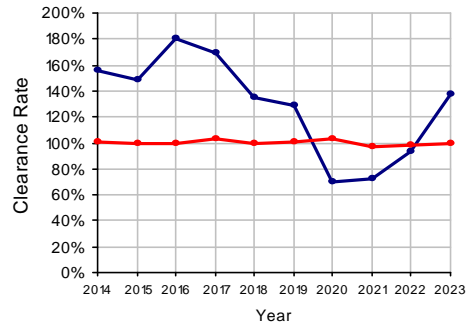
Cases Pending 12/31/2023

3,273

Custody/Partial Custody/Visitation New Cases Filed, 2014-2023

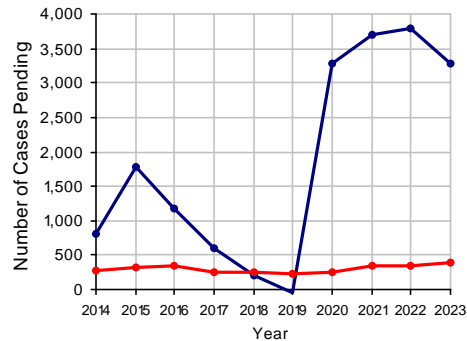


Clearance Rate, 2014-2023



Note: Clearance Rate = Cases Processed / New Cases Filed

Cases Pending at the End of Year, 2014-2023

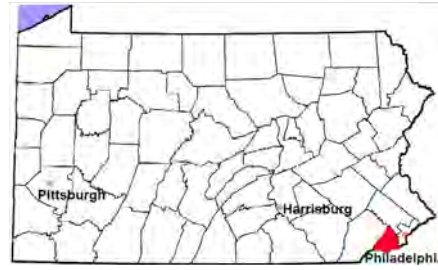


Delaware County

2023 Population estimate: 576,720

Class of County: 2A

No. of Common Pleas Court Judgeships: 21



2023 Divorce

No. of Petitions

Cases Pending 1/1/2023 2,942

New Cases Filed in 2023 866

Cases Available for Processing 3,808

Processed By:

Contested Before a Judge 0

Contested Before a Non-Judicial Officer 0

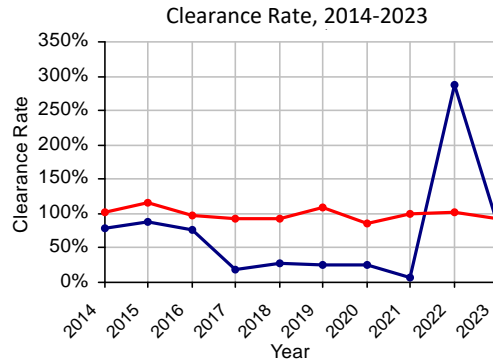
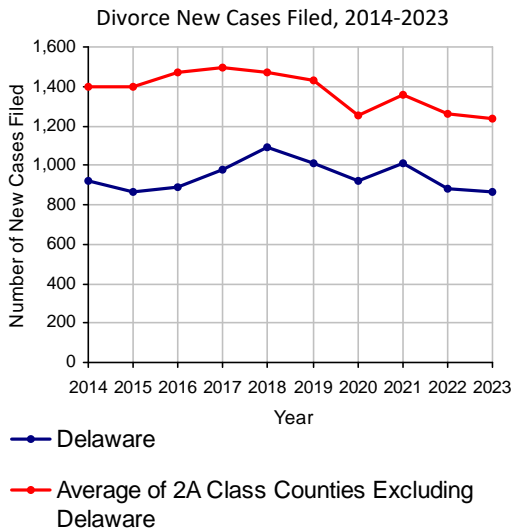
Uncontested 735 100.0%

Administrative Review/Purge 0

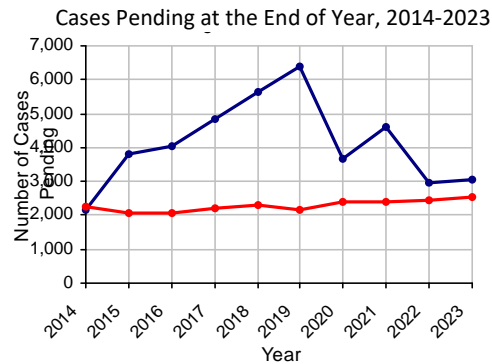
Other 0

Cases Processed 735 100.0%

Cases Pending 12/31/2023 3,073



Note: Clearance Rate = Cases Processed / New Cases Filed

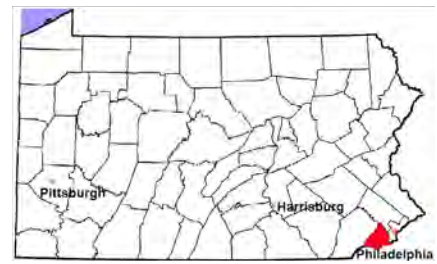


Delaware County

2023 Population estimate: 576,720

Class of County: 2A

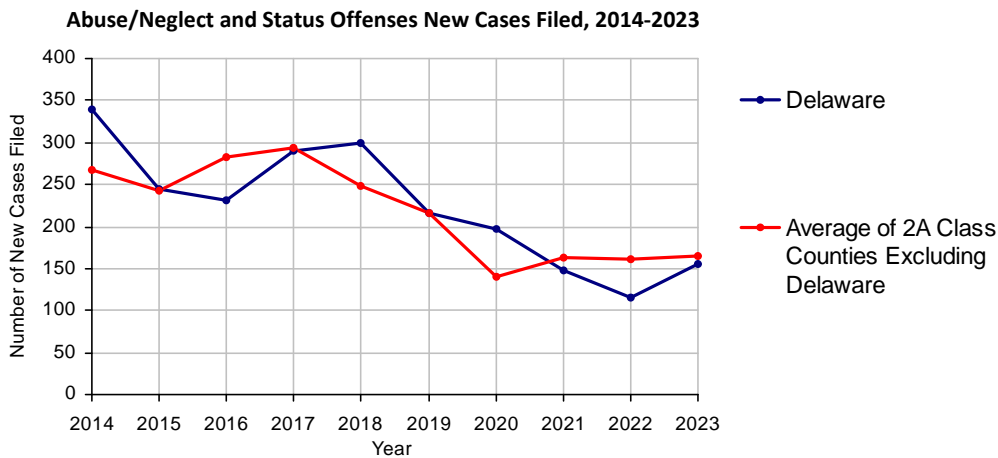
No. of Common Pleas Court Judgeships: 21



2023 Juvenile Dependency - Petitions Pending Adjudication

	Abuse/ Neglect	Status Offenses	Total
Cases Pending 1/1/2023	21	0	21
New Petitions Filed in 2023	147	8	155
Other	30	0	30
Total Petitions Available for Processing	198	8	206
Processed by:			
Adjudicated Dependent			
Judge	11	0	11
Juvenile Court Hearing Officer	97	4	101
Adjudicated NOT Dependent			
Judge	0	0	0
Juvenile Court Hearing Officer	3	0	3
Withdrawn/Dismissed/Inactive	42	4	46
Other	18	0	18
Total Petitions Processed	171	8	179
Cases Pending 12/31/2023	27	0	27

Data provided by CPCMS

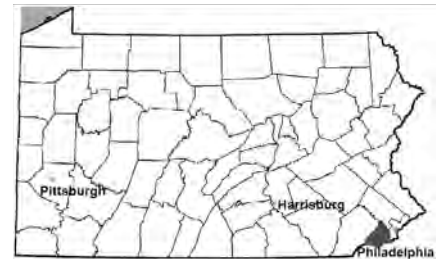


Delaware County

2023 Population estimate: 576,720

Class of County: 2A

No. of Common Pleas Court Judgeships: 21



2023 Juvenile Dependency - Adjudicated Dependent Inventory

	Abuse/ Neglect	Status Offenses	Total
Cases Pending 1/1/2023	306	0	306
New Adjudicated Dependent Cases	108	4	112
Other	10	0	10
Total Adjudicated Dependent Cases	424	4	428

Court Supervision Terminated:

Family Reunification	34	23.0%	0	34	23.0%
Adoption	31	20.9%	0	31	20.9%
Placement with a Relative/Guardian	57	38.5%	0	57	38.5%
Aged Out	19	12.8%	0	19	12.8%
Other Permanency Outcomes*	3	2.0%	0	3	2.0%
Other**	4	2.7%	0	4	2.7%

Total Adjudicated Dependent Cases Terminated	148	100.0%	0	100.0%	148	100.0%
Cases Pending 12/31/2023	276		4		280	

Data provided by CPCMS

* Other Permanency Outcomes include: adjudicated delinquent, death due to natural causes, emancipation, permanent living arrangement, and parent has come forward.

** Other includes cases where court supervision is terminated due to transfer out of jurisdiction, withdrawal and administrative closure.

Delaware County

2023 Population estimate: 576,720

Class of County: 2A

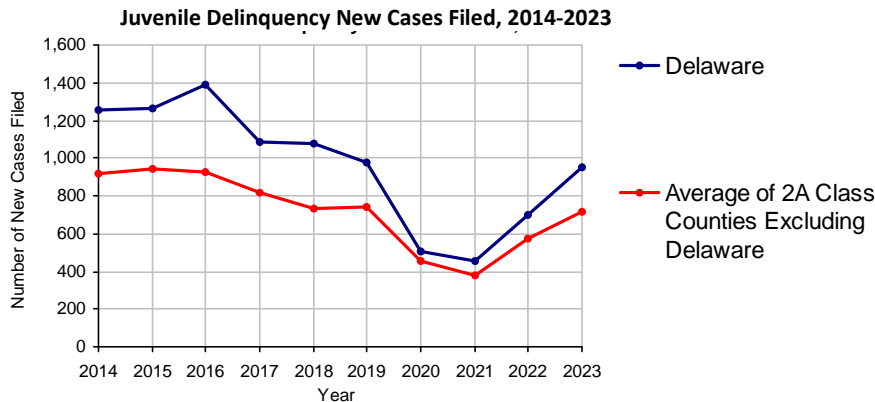
No. of Common Pleas Court Judgeships: 21



2023 Juvenile Delinquency - Cases Pending Disposition

Begin Pending	453
New Cases	955
Consent Decree Revoked	27
Informal Adjustment Program Revoked	0
Alternative Program Revoked	0
Warrant Returned	41
Other	102
Total Cases Available for Disposition	1,578
Warrant Issued	65
Disposed by:	
Adjudicated Delinquent by a Judge	253
Adjudicated Delinquent by a Juvenile Court Hearing Officer	50
Consent Decree Entered	214
Informal Adjustment Program Entered	142
Warned and Counseled (Pre-Petition)	3
Dismissed/Withdrawn/Transferred	111
Transferred to Criminal Court	2
Other	124
Total Cases Disposed	899
End Pending	614

Data provided by CPCMS



Delaware County

2023 Population: 576,720
 Class of County: 2A
 No. of Common Pleas Judgeships: 21

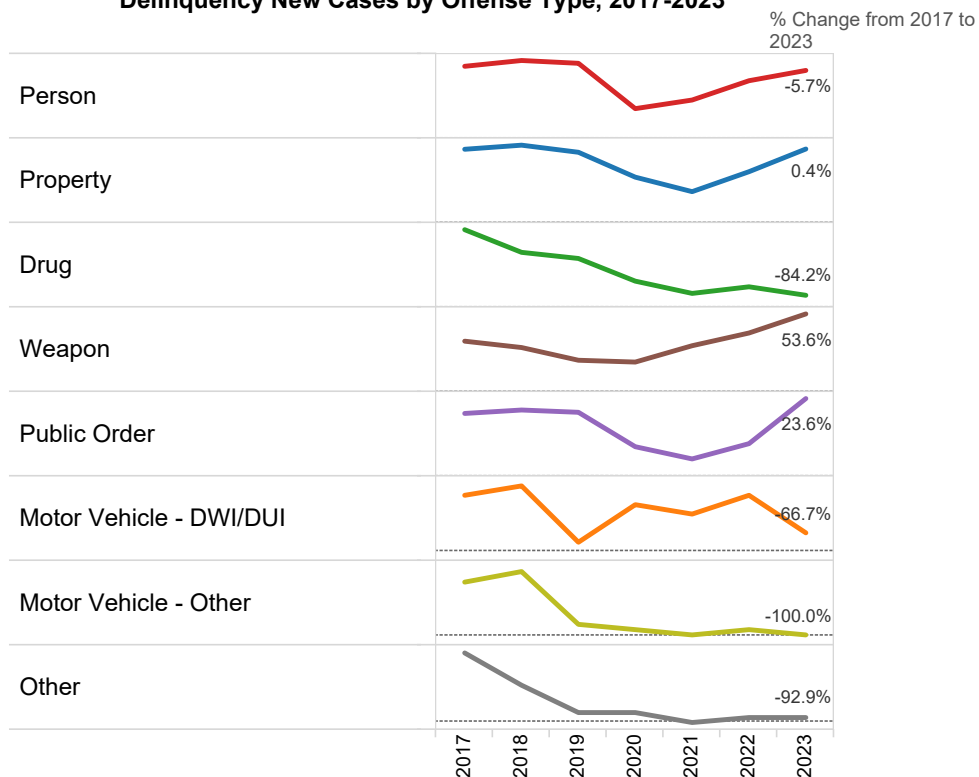


2023 Delinquency - New Cases by Offense Type

Case Type	Felony	Misdemeanor	Summary	Total	
Person	129	235	0	364	38.1%
Property	189	81	1	271	28.4%
Drug	2	24	0	26	2.7%
Weapon	33	53	0	86	9.0%
Public Order	10	58	136	204	21.4%
Motor Vehicle - DWI/DUI	0	2	0	2	0.2%
Motor Vehicle - Other	0	0	0	0	0.0%
Other	0	1	1	2	0.2%
Total	363	454	138	955	100.0%
	38.0%	47.5%	14.5%	100.0%	

Data provided by CPCMS

Delinquency New Cases by Offense Type, 2017-2023



Delaware County

2023 Population estimate: 576,720

Class of County: 2A

No. of Common Pleas Court Judgeships: 21



2023 Juvenile Delinquency - Formal Dispositions

Begin Pending	698
Adjudicated Delinquent by a Judge	253
Adjudicated Delinquent by a Juvenile Court Hearing Officer	50
Warrant Returned	159
Other	26
Total Adjudicated Delinquent Cases	1,186
Warrant Issued	127
Court Supervision Terminated:	
Conditions Satisfied	220
Compelling Reasons	1
Reached Age 21	128
Transferred to Another Juvenile Court	5
Other	56
Total Adjudicated Delinquent Cases Terminated	410
End Pending	649

(R) - Revised

Data provided by CPCMS

Delaware County

2023 Population estimate: 576,720
 Class of County: 2A
 No. of Common Pleas Court Judgeships: 21

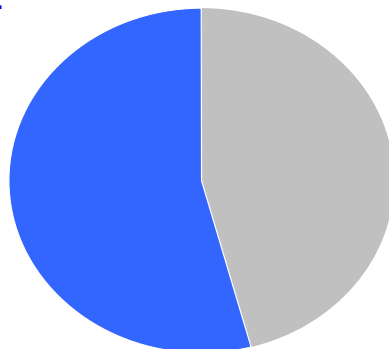


2023 Juvenile Delinquency - Informal Dispositions

Pending Consent Decrees	215
Pending Informal Adjustments	69
New Consent Decrees	214
New Informal Adjustments	142
Warrant Returned	9
Other	5
Cases Informally Disposed	654
Warrant Issued	18
Terminated by:	
Consent Decree Completed	193
Informal Adjustment Completed	102
Consent Decree Revoked	27
Informal Adjustment Program Revoked	0
Other	57
Total Informally Disposed Cases Terminated	379
End Pending	257

(R) - Revised
 Data provided by CPCMS

Informal Dispositions: **54%**



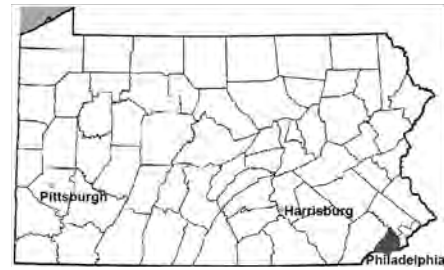
Delinquency Cases are disposed either formally, at a proceeding held before a judge or hearing officer, or informally without a proceeding. Informal dispositions include informal adjustments supervised by a juvenile probation officer; consent decrees agreed upon with the District Attorney after a petition is filed; or other pre-petition process by the juvenile probation department.

Delaware County

2023 Population estimate: 576,720

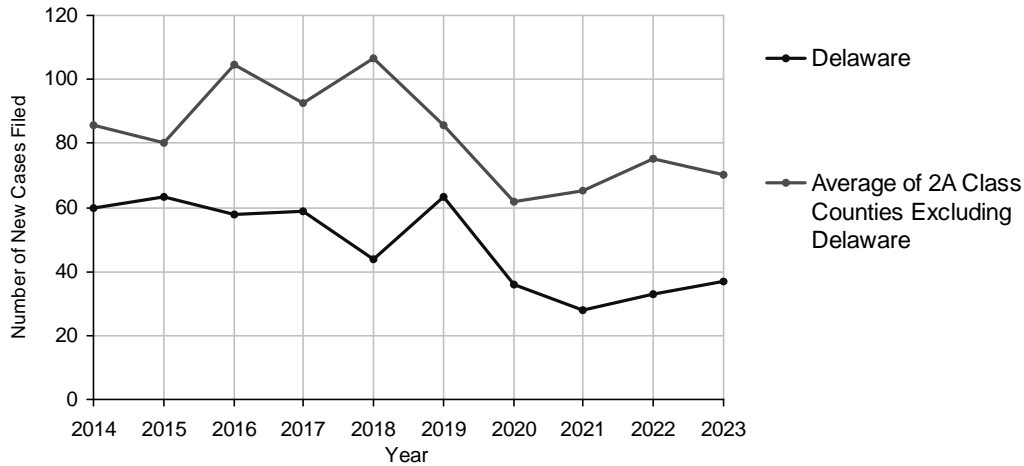
Class of County: 2A

No. of Common Pleas Court Judgeships: 21



2023 Accounts	No. of Cases	
Cases Pending 1/1/2023	31	
New Cases Filed in 2023	37	
Cases Available for Processing	68	
Processed By:		
Contested before a Judge	3	7.9%
Contested before a Non-Judicial Officer	0	
Uncontested	33	86.8%
Other	2	5.3%
Cases Processed	38	100.0%
Cases Pending 12/31/2023	30	

Accounts New Cases Filed, 2014-2023

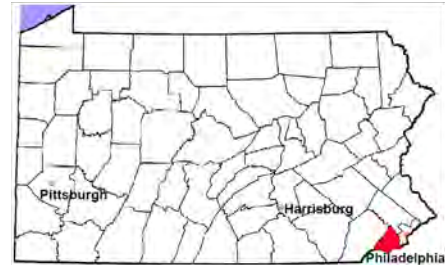


Delaware County

2023 Population estimate: 576,720

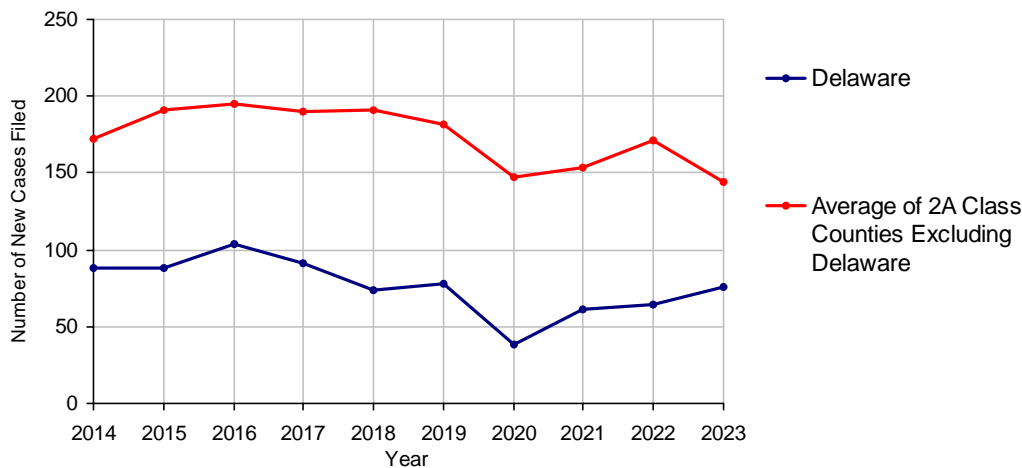
Class of County: 2A

No. of Common Pleas Court Judgeships: 21



2023 Adoptions		No. of Cases	
Cases Pending 1/1/2023		31	
New Cases Filed in 2023		76	
Cases Available for Processing		107	
Processed By:			
Contested before a Judge	Granted	0	
	Denied	0	
Uncontested	Granted	62	98.4%
	Denied	0	
Other		1	1.6%
Cases Processed		63	100.0%
Cases Pending 12/31/2023		44	

Adoptions New Cases Filed, 2014-2023

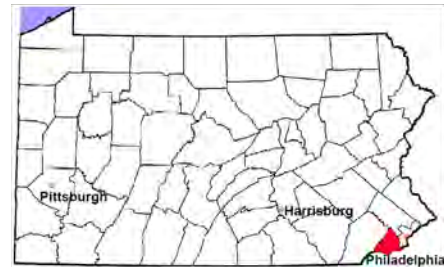


Delaware County

2023 Population estimate: 576,720

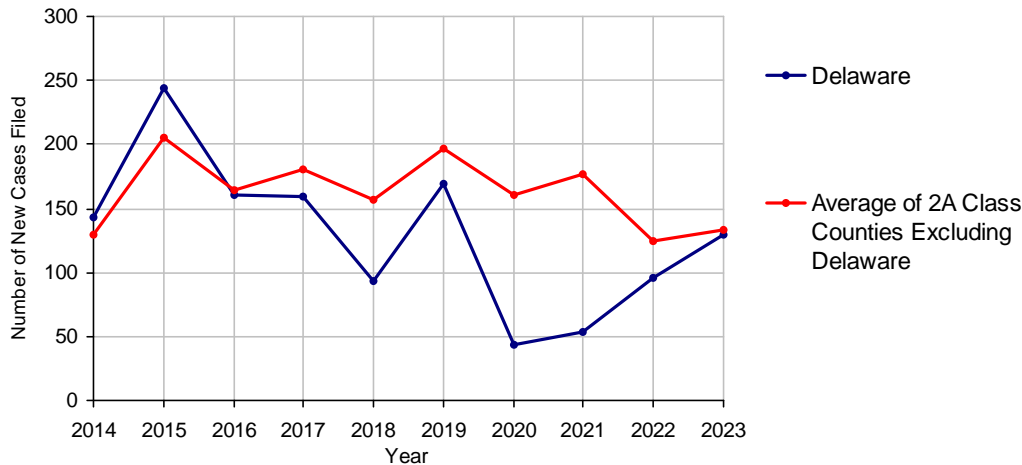
Class of County: 2A

No. of Common Pleas Court Judgeships: 21



2023 Relinquishments/Terminations	No. of Cases	
Cases Pending 1/1/2023	68	
New Cases Filed in 2023	130	
Cases Available for Processing	198	
Processed By:		
Contested before a Judge	0	
Uncontested	110	94.0%
Other	7	6.0%
Cases Processed	117	100.0%
Cases Pending 12/31/2023	81	

Relinquishments/Terminations New Cases Filed, 2014-2023

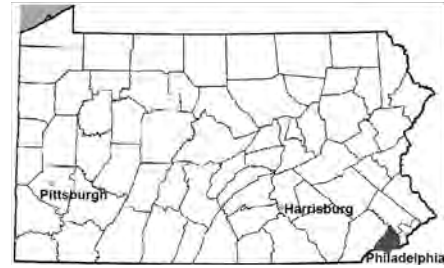


Delaware County

2023 Population estimate: 576,720

Class of County: 2A

No. of Common Pleas Court Judgeships: 21



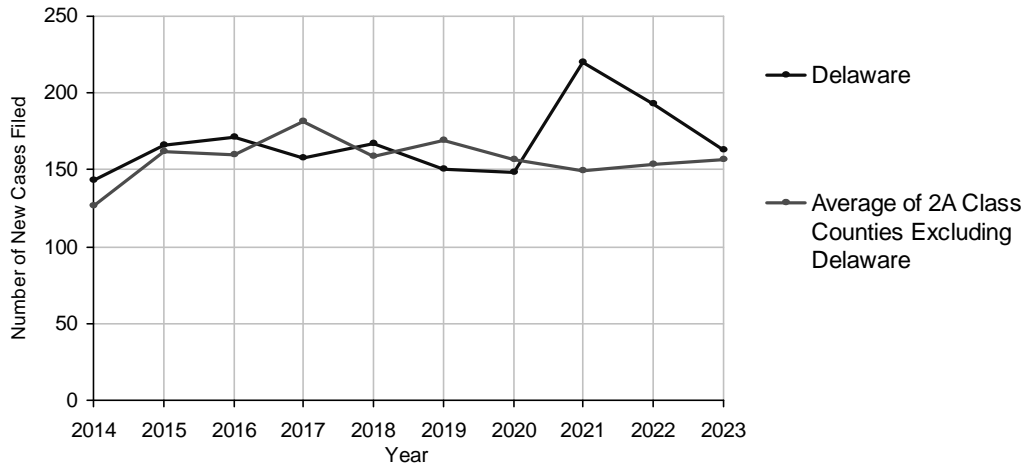
2023 Appointment of Guardians

No. of Cases

Cases Pending 1/1/2023	92 ^(R)
New Cases Filed in 2023	163
Cases Available for Processing	255
Processed By:	
Contested before a Judge	4 2.4%
Uncontested	133 79.6%
Other	30 18.0%
Cases Processed	167 100.0%
Cases Pending 12/31/2023	88

(R) - Revised

Appointment of Guardians New Cases Filed, 2014-2023



Delaware County

2023 Population estimate: 576,720
 Class of County: 2A
 No. of Common Pleas Court Judgeships: 21



2023 Jury Yield and Utilization

Jury Yield

Qualification Questionnaires/Summonses Mailed:	79,810	A		
Returned Undeliverable:	2,885	B	3.6%	Of Qualification Questionnaires/ Summonses Mailed
Not Responded to:	25,919	C	32.5%	
the Number of Prospective Jurors:				
Disqualified:	7,894	D	9.9%	
Exempted:	3,349	E	4.2%	
Excused:	3,616	F	4.5%	
Deferred to New Term:	7,582	G	9.5%	
Deferred from Previous Term:	9,431	H	11.8%	
Total Number of Qualified Jurors Available for Service:	37,996	I	47.6%	

$I = A - B - C - D - E - F - G + H$

Jury Utilization

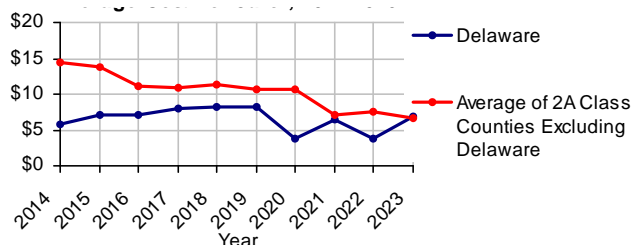
the Number of Jurors:			
Reporting for Service:	11,711		30.8%
Told Not to Report for Service:	14,349		37.8%
Sent to Courtroom for Jury Selection (Voir Dire):	8,910		76.1%
Impaneled or Sworn (jurors/alternates):	1,364		11.6%
Removed for Cause/Hardship:	1,899		
Removed by Peremptory Challenge:	1,284		
Number of Jury Trials Started:	106		
Pool Days:	91		
Zero Panel Days:	8		8.8% (Of Pool Days)

Jury Costs

Total Annual Budget for Juror Operations:	\$555,792.00	J
Average Cost Per Juror:	\$6.96	K

$K = J/A$

Average Cost Per Juror, 2014-2023

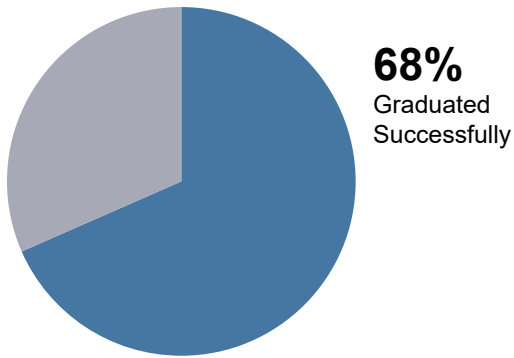


Delaware County


2023 Problem Solving Courts

38 Discharges

Of All Court Participants Discharged:



61 Admissions

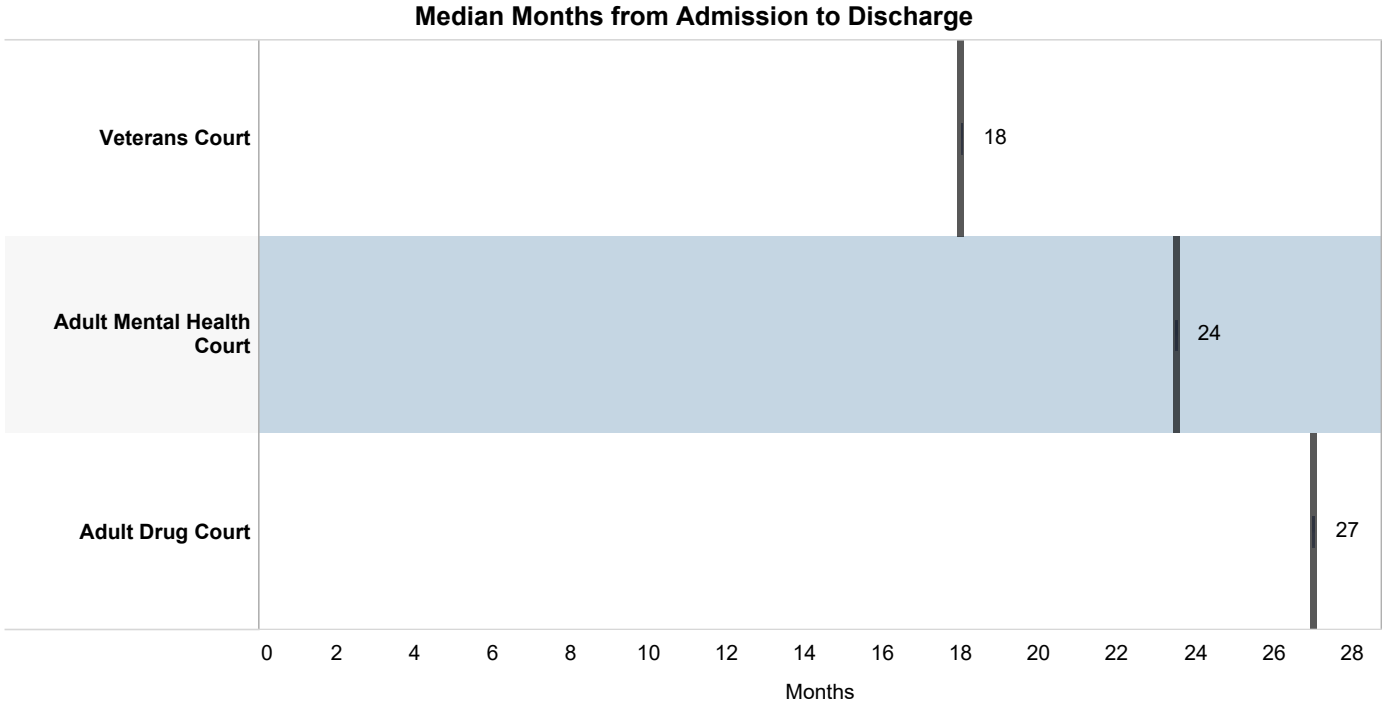


Discharge Reason

	Successfully Completed	Unsuccessful/New Offense	Unsuccessful /Non-Compliant	Voluntarily Withdrew	Total Discharges
Adult Drug Court	14 (58.3%)	2 (8.3%)	8 (33.3%)		24 (100.0%)
Adult Mental Health Court	8 (80.0%)	1 (10.0%)		1 (10.0%)	10 (100.0%)
Veterans Court	4 (100.0%)				4 (100.0%)

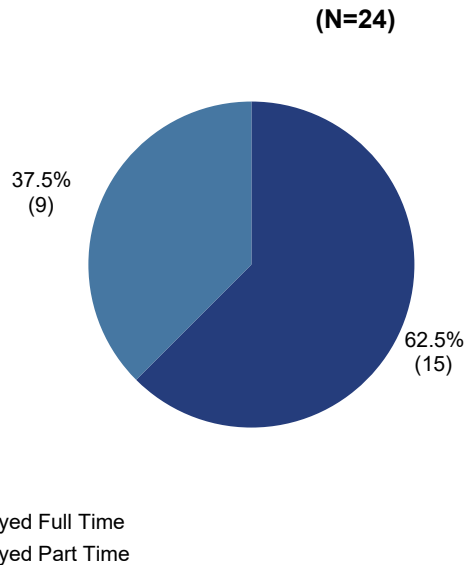

Delaware County

2023 Problem Solving Courts



Among successful graduates, there was a 140% increase in employment.

63% of the employed successful graduates were employed full time:



3% (1) of all participants have improved in **education level** at discharge.

DEPARTMENT OF RESEARCH & STATISTICS

KIM NIEVES, PH.D.

DIRECTOR

ANDREW GINDER, MPA

ASSISTANT DIRECTOR

YAN LIU, M.S.

SENIOR STATISTICAL ANALYST

SASANKA ADIKARI, PH.D

DATA SCIENTIST

AMANDA PEREIRA

RESEARCH ASSISTANT