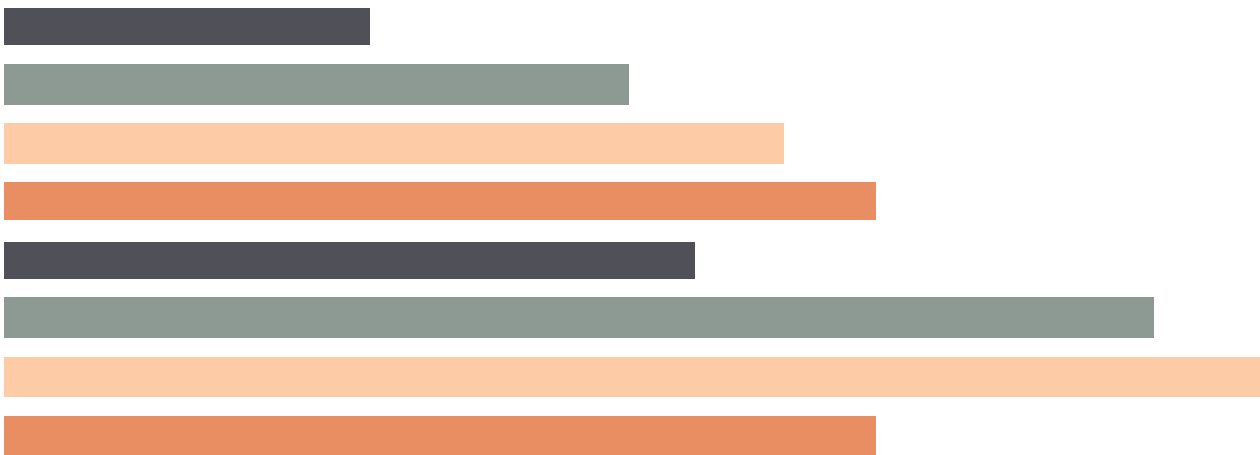
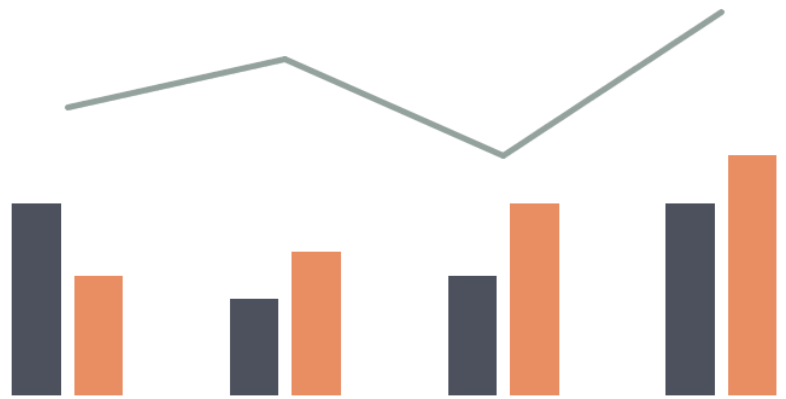


2023 Columbia County

Court of Common Pleas
Caseload Statistics for



We are pleased to provide you with a copy of the 2023 County Caseload Display pages. They can also be viewed on the AOPC webpage at www.pacourts.us in the *News & Statistics* section under *Research & Statistics*.

Should you have any questions or comments, please do not hesitate to contact me at 717.231.3300 .

Sincerely,

A handwritten signature in black ink, appearing to read "Sasanka", is written over a horizontal line. The signature is fluid and cursive.

Sasanka Adikari, Ph.D.
Data Scientist
Department of Research and Statistics

Table of Contents

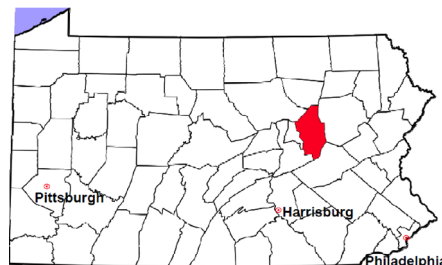
CPCMS Criminal	Page 1
CPCMS Criminal - New Cases by Case Type.....	Page 2
Civil.....	Page 3
Civil - Docketed Cases Listed by Case Type.....	Page 4
Protection From Abuse	Page 5
Spousal & Child Support and Paternity	Page 6
Custody/Partial Custody/Visitation.....	Page 7
Divorce	Page 8
Juvenile Dependency - Active Dependent Inventory	Page 9
Juvenile Dependency - Adjudicated Dependent Inventory	Page 10
Juvenile Delinquency - Cases Pending Disposition.....	Page 11
Juvenile Delinquency - New Cases by Case Type	Page 12
Juvenile Delinquency - Formal Dispositions	Page 13
Juvenile Delinquency - Informal Dispositions	Page 14
Accounts.....	Page 15
Adoptions.....	Page 16
Relinquishments/Terminations	Page 17
Appointment of Guardians	Page 18
Jury Yield and Utilization	Page 19
Problem Solving Courts.....	Pages 20-21

Columbia County

2023 Population estimate: 65,439

Class of County: 6th

No. of Common Pleas Court Judgeships: 3
(Columbia and Montour combined)



2023 Criminal	No. of Cases
---------------	--------------

Cases Pending 1/1/2023	1,185
New Cases Filed in 2023	770
Reopened Cases	85
Cases Available for Processing	2,040

Processed by:

Withdrawn/Dismissed	163	17.5%
Diversionsary Disposition*	207	22.2%
Guilty Plea	445	47.7%
Non-Jury Trial	5	0.5%
Jury Trial	13	1.4%
Inactive	96	10.3%
Other	3	0.3%
Total Cases Processed	932	100.0%

Cases Pending 12/31/2023 **1,108**

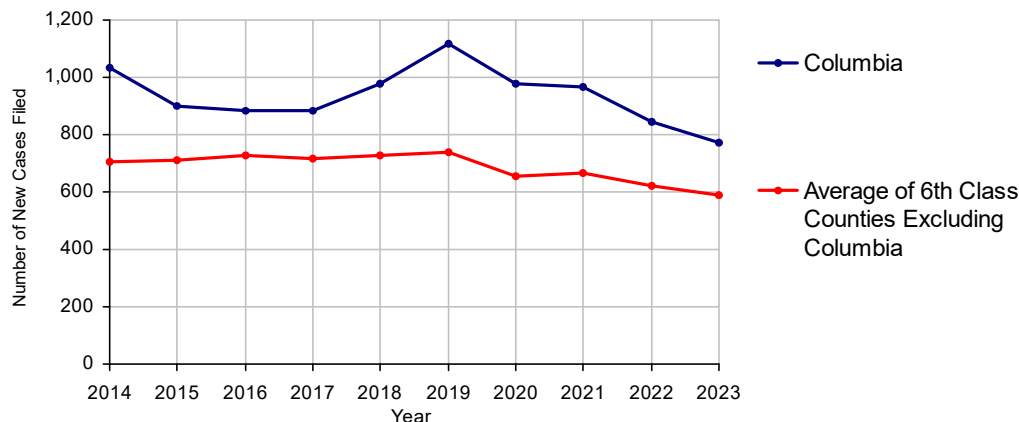
Cases Awaiting Sentencing **36**

Data provided by CPCMS

* Includes other diversionsary programs such as Veterans Court.

Age of Pending Cases as of 12/31/2023		
0-60 Days	132	11.9%
61-120 Days	101	9.1%
121-180 Days	118	10.6%
181-240 Days	80	7.2%
241-300 Days	91	8.2%
301-360 Days	67	6.0%
Over 360 Days	519	46.8%
Total	1,108	100.0%

Criminal New Cases, 2014-2023



Columbia County

2023 Population: 65,439
 Class of County: 6th
 No. of Common Pleas Judgeships: 3
 (Columbia and Montour combined)

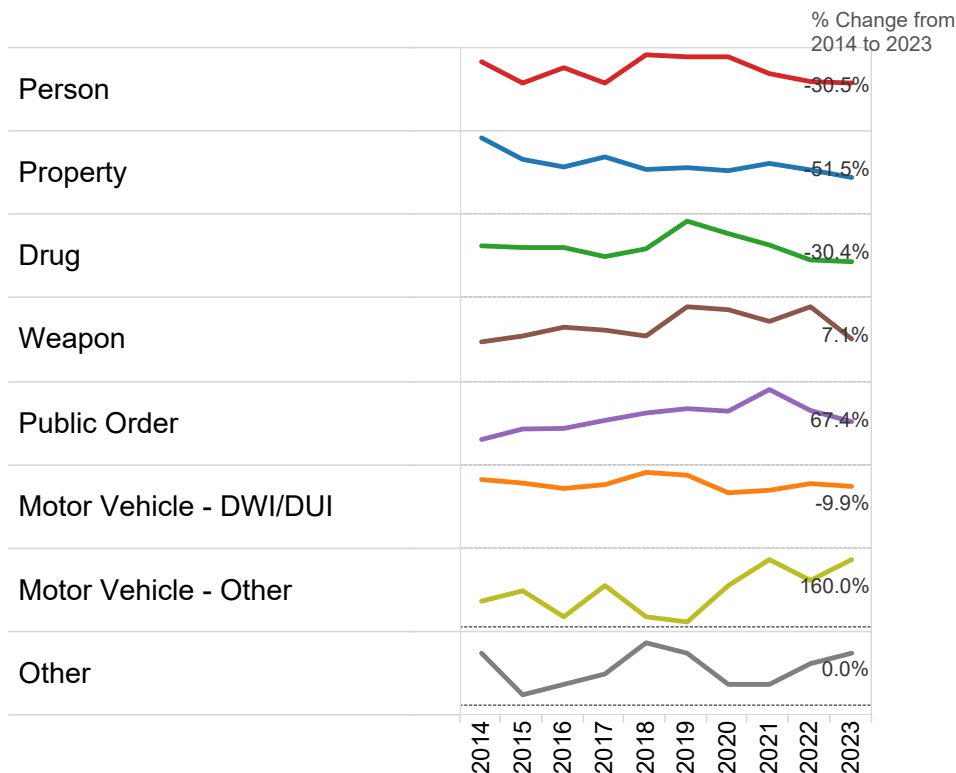


2023 Criminal - New Cases by Offense Type

Case Type	Felony	Misdemeanor	Summary	Total	
Person	50	48	0	98	12.7%
Property	68	80	1	149	19.4%
Drug	41	131	0	172	22.3%
Weapon	10	5	0	15	1.9%
Public Order	31	40	1	72	9.4%
Motor Vehicle - DWI/DUI	5	241	0	246	31.9%
Motor Vehicle - Other	3	10	0	13	1.7%
Other	5	0	0	5	0.6%
Total	213	555	2	770	100.0%
	27.7%	72.1%	0.3%	100.0%	

Data provided by CPCMS

Criminal New Cases by Offense Type, 2014-2023



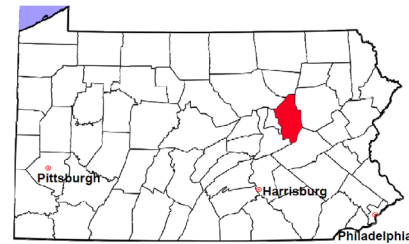
Columbia County

2023 Population estimate: 65,439

Class of County: 6th

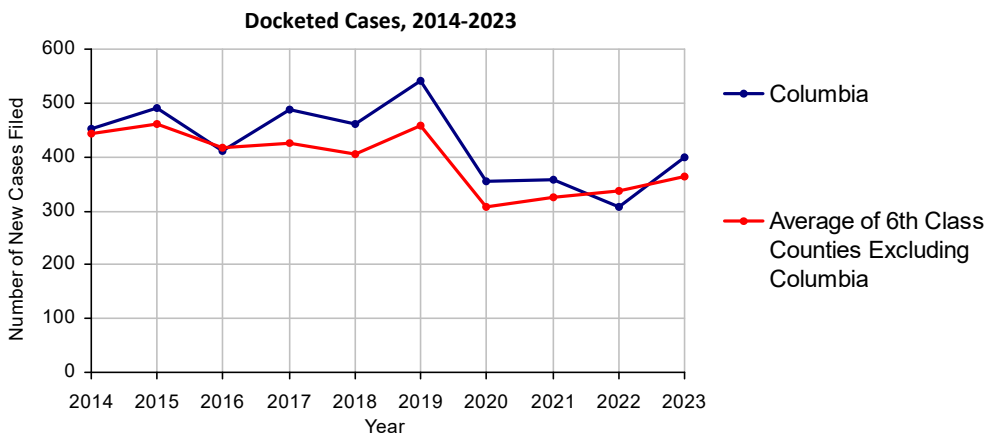
No. of Common Pleas Court Judgeships: 3

(Columbia and Montour combined)



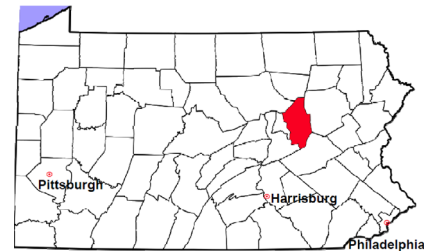
2023 Civil	Civil Action	Other	Total
Cases Pending 1/1/2023	310	139	449
Docketed Cases	265	133	398
Arbitration Appeals	1	0	1
Transferred In	0	0	0
Returned to Active	0	0	0
Cases Available for Processing	576	272	848
Processed By:			
Default Judgments	92	29	121
Cases Decided by Arbitration Board	8	0	8
Dispositive Motions	1	4	5
Settlements	3	4	7
Moved to Inactive Status	0	0	0
Transferred/Withdrawn	0	0	0
Dismissed/Discontinued	94	30	124
Administrative Purge	16	6	22
Other	6	3	9
Jury Trial	2	0	2
Non-Jury Trial	0	0	0
Total Cases Processed	222	76	298
Cases Pending 12/31/2023	354	196	550

Age of Pending Cases as of 12/31/2023 (Civil Action Only)		
0-6 months	150	42.4%
7-12 months	78	22.0%
13-18 months	74	20.9%
19-24 months	30	8.5%
25-30 months	15	4.2%
31-36 months	7	2.0%
37-42 months	0	
43-48 months	0	
49-54 months	0	
55-60 months	0	
61-66 months	0	
67-72 months	0	
Over 72 months	0	
Total	354	100.0%



Columbia County

2023 Population estimate: 65,439
 Class of County: 6th
 No. of Common Pleas Court Judgeships: 3
 (Columbia and Montour combined)



2023 Civil - Docketed Cases Listed by Case Type

TORT	39	9.8%	REAL PROPERTY	103	25.9%
<i>(does not include mass tort)</i>			Ejectment*	7	
Intentional	4		Eminent Domain/Condemnation*	2	
Malicious Prosecution	4		Ground Rent	0	
Motor Vehicle	22		Landlord/Tenant Dispute	3	
Nuisance	1		Mortgage Foreclosure:		
Premise Liability	4		Residential*	77	
Product Liability	0		Commercial*	1	
Slander/Libel/Defamation	1		Partition of Real Property*	2	
Other	3		Quiet Title*	6	
MASS TORT	6	1.5%	Other*	5	
Asbestos	0		CIVIL APPEALS	14	3.5%
Tobacco	0		<i>- Administrative Agencies</i>		
Toxic Tort - DES	0		Board of Assessment*	5	
Toxic Tort - Implant	0		Board of Elections*	0	
Toxic Waste	0		Dept. of Transportation*	6	
Other	6		Zoning Board*	2	
PROFESSIONAL LIABILITY	5	1.3%	Statutory Appeal - Other*	0	
Dental	1		Other*	1	
Legal	0		MISCELLANEOUS	19	4.8%
Medical Malpractice	4		Common Law/		
Other	0		Statutory Arbitration*	0	
CONTRACT	212	53.3%	Declaratory Judgment*	1	
<i>(does not include judgments)</i>			Mandamus*	0	
Buyer Plaintiff	3		Non-Domestic Relations		
Debt Collection: Credit Card	131		Restraining Order*	1	
Debt Collection: Other	68		Quo Warranto*	0	
Employment Dispute: Discrimination	0		Replevin*	9	
Employment Dispute: Other	1		Other*	8	
Other	9		TOTAL DOCKETED CASES:	398	100.0%

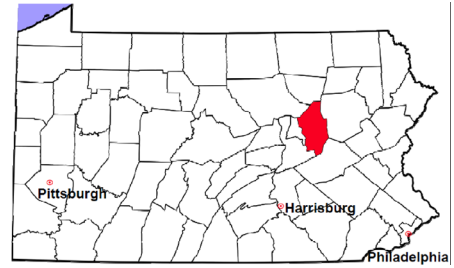
Of the Docketed Cases:

Pro Se Filings: 0 Class Action Suits: 0 MDJ Appeals: 3 0.8%

*Civil Other

Columbia County

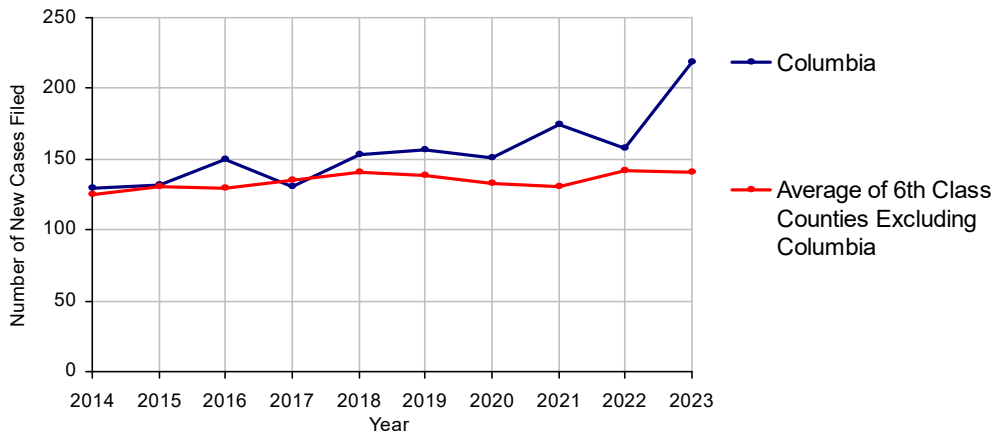
2023 Population estimate: 65,439
 Class of County: 6th
 No. of Common Pleas Court Judgeships: 3
 (Columbia and Montour combined)



2023 Protection From Abuse

	No. of Petitions
Cases Pending 1/1/2023	102
New Cases Filed in 2023	219
<i>Of these, Petitions Requesting Temporary Orders: 219 (100.0%)</i>	
<i>Temporary Orders DENIED: 8 (3.7%), Temporary Orders GRANTED: 211 (96.3%)</i>	
Cases Available for Processing	321
Processed By:	
Temporary Order DENIED After Ex Parte Hearing and No Evidentiary Hearing Scheduled	1 0.5%
Temporary Order DISMISSED After Evidentiary Hearing and No Final Order Entered	7 3.2%
Final Order DENIED After Evidentiary Hearing Before a Judge or a Judicial Officer	1 0.5%
Final Order GRANTED After Evidentiary Hearing Before a Judge or a Judicial Officer	111 50.7%
Plaintiff Did Not Appear For Evidentiary Hearing	6 2.7%
Final Order by STIPULATION OR AGREEMENT Between the Parties	2 0.9%
Petition WITHDRAWN by Plaintiff	90 41.1%
TRANSFERRED to Another Jurisdiction	0
Other	1 0.5%
Cases Processed	219 100.0%
Cases Pending 12/31/2023	102

PFA New Cases Filed, 2014-2023



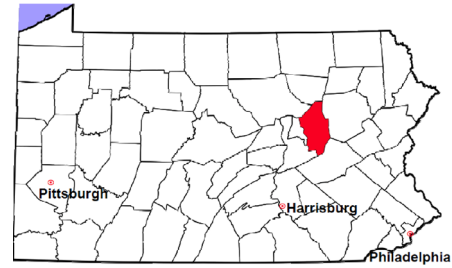
Note. The average of 6th class counties for 2023 excludes Tioga County due to unavailable data.

Columbia County

2023 Population estimate: 65,439

Class of County: 6th

No. of Common Pleas Court Judgeships: 3
(Columbia and Montour combined)



2023 Spousal & Child Support	No. of Petitions
Cases Pending 1/1/2023	134
New Cases Filed in 2023	847
Dockets Transferred In (+)	17
Dockets Transferred Out (-)	12
Cases Available for Processing	986
Processed By:	
Judge	10 1.2%
Intake Officer	771 90.1%
Hearing Officer	75 8.8%
Other	0
Cases Processed	856 100.0%
Cases Pending 12/31/2023	130

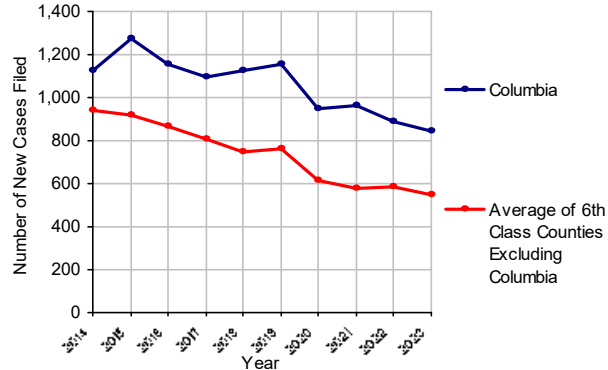
Data provided by PACSES

2023 Paternity	No. of Cases
Acknowledgements Filed:	
Non-Domestic Relations Section	105 82.7%
During Conference	20 15.7%
Non-Stipulated (post genetic test)	2 1.6%
Pre-Trial Conference	0
Total	127 100.0%
Established:	
Stipulated by Genetic Tests	5 19.2%
Default - Father Failed to Appear	10 38.5%
Adjudication by Court Proceeding	0
Out of State	11 42.3%
Total	26 100.0%
Cases Pending 12/31/2023	17

Data provided by PACSES

Note: Include support and paternity data for Montour County since Domestic Relations Offices were combined in 2015 and breakouts are not available.

Spousal & Child Support New Cases, 2014-2023



DEFINITIONS:

ACKNOWLEDGEMENTS FILED:

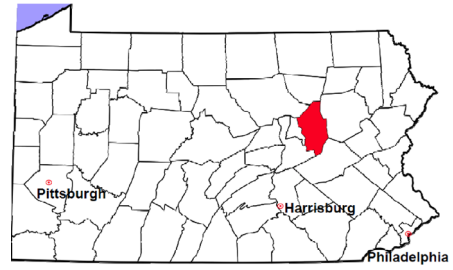
NON-DOMESTIC RELATIONS SECTION: The voluntary Acknowledgement of Paternity by the alleged father.
DURING CONFERENCE: The alleged father signed the Acknowledgement of Paternity-Waiver of Trial (PE-010) at the initial child support conference.
NON-STIPULATED (POST GENETIC TEST): The alleged father signed the Acknowledgement of Paternity-Waiver of Trial after genetic tests were conducted and resulted in the alleged father being determined to be the biological father.
PRE-TRIAL CONFERENCE: The alleged father signed the Acknowledgement of Paternity-Waiver of Trial at the pre-trial conference.

ESTABLISHED:

STIPULATED BY GENETIC TESTS: The alleged father requested genetic tests and signed a stipulation that if the test results had a 99% or higher probability of paternity then the alleged father would be stipulated as the biological father of the child.
DEFAULT - FATHER FAILED TO APPEAR: The alleged father failed to appear after being served for either a support conference, hearing, or genetic test and a default paternity order was entered by the court.
ADJUDICATION BY COURT PROCEEDING: The alleged father was determined to be the biological father of the child through a court proceeding.
OUT OF STATE: Paternity was established in another state, "Out of state only".

Columbia County

2023 Population Estimate: 65,439
 Class of County: 6th
 No. of Common Pleas Court Judgeships: 3
 (Columbia and Montour combined)

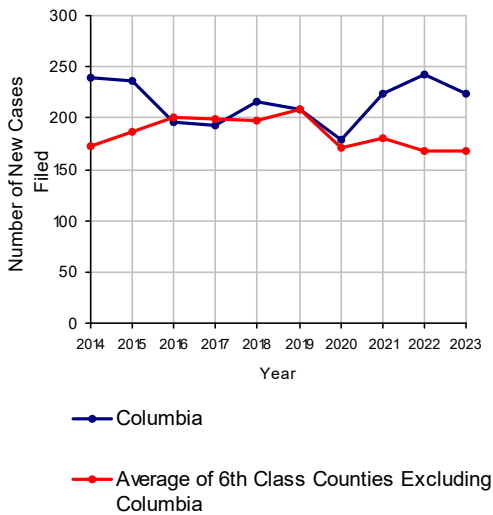


2023 Custody/Partial Custody/Visitation

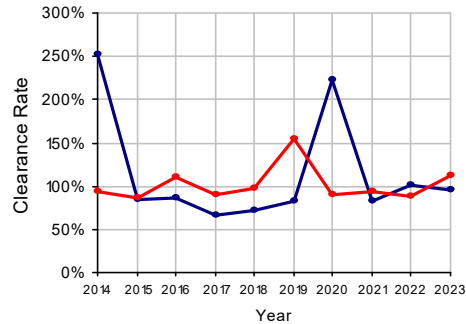
No. of Petitions

Cases Pending 1/1/2023	228
New Cases Filed in 2023	224
Cases Available for Processing	452
Processed By:	
Judge	28 13.1%
Non-Judicial Officer	172 80.4%
Administrative Review/Purge	0
Other	14 6.5%
Cases Processed	214 100.0%
Cases Pending 12/31/2023	238

Custody/Partial Custody/Visitation New Cases Filed, 2014-2023

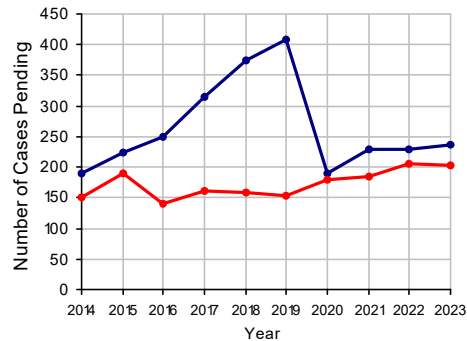


Clearance Rate, 2014-2023



Note: Clearance Rate = Cases Processed / New Cases Filed

Cases Pending at the End of Year, 2014-2023



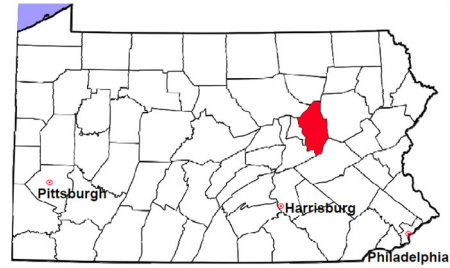
Note: The unusually high clearance rate in 2014 was due to an administrative review and purge.

Columbia County

2023 Population estimate: 65,439

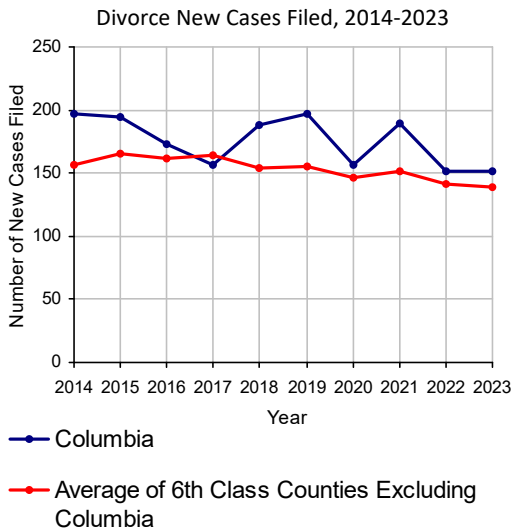
Class of County: 6th

No. of Common Pleas Court Judgeships: 3
(Columbia and Montour combined)

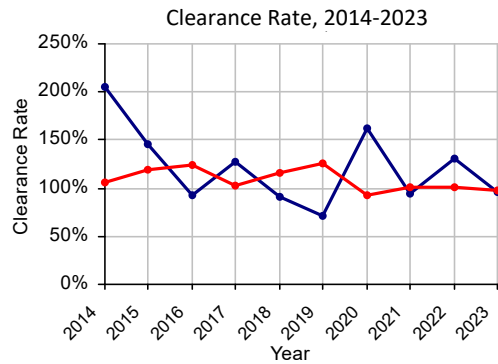


2023 Divorce

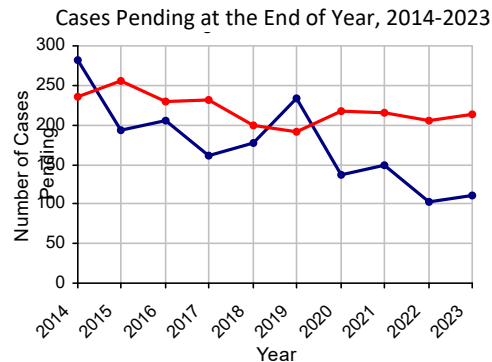
	No. of Petitions
Cases Pending 1/1/2023	103
New Cases Filed in 2023	151
Cases Available for Processing	254
Processed By:	
Contested Before a Judge	8 5.6%
Contested Before a Non-Judicial Officer	5 3.5%
Uncontested	129 89.6%
Administrative Review/Purge	0
Other	2 1.4%
Cases Processed	144 100.0%
Cases Pending 12/31/2023	110



Note. The unusually high clearance rate in 2014 was due to an administrative review and purge.

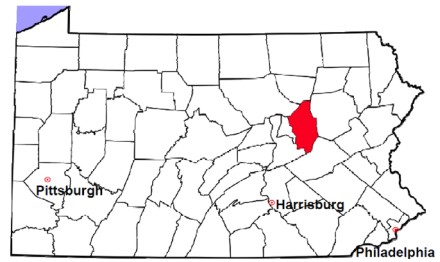


Note: Clearance Rate = Cases Processed / New Cases Filed



Columbia County

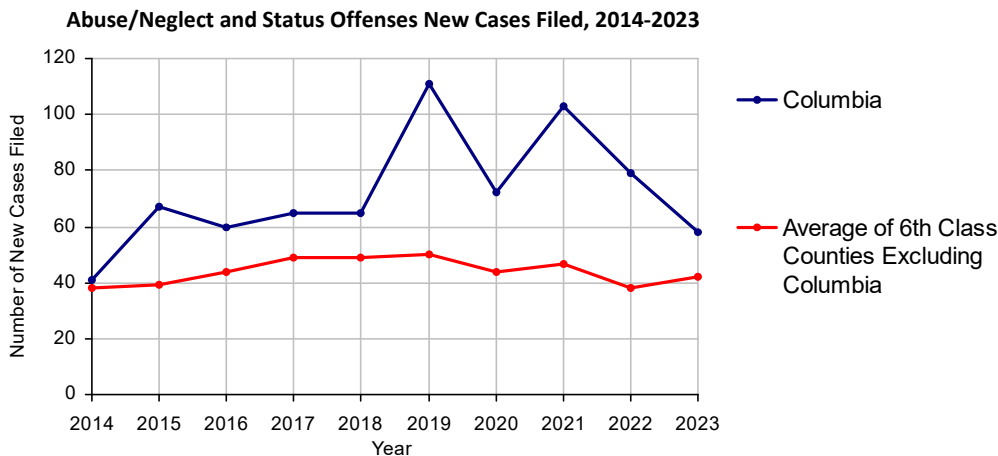
2023 Population estimate: 65,439
 Class of County: 6th
 No. of Common Pleas Court Judgeships: 3
 (Columbia and Montour combined)



2023 Juvenile Dependency - Petitions Pending Adjudication

	Abuse/ Neglect	Status Offenses	Total
Cases Pending 1/1/2023	27	0	27
New Petitions Filed in 2023	58	0	58
Other	10	2	12
Total Petitions Available for Processing	95	2	97
Processed by:			
Adjudicated Dependent			
Judge	2	0	2
Juvenile Court Hearing Officer	74	2	76
Adjudicated NOT Dependent			
Judge	0	0	0
Juvenile Court Hearing Officer	3	0	3
Withdrawn/Dismissed/Inactive	5	0	5
Other	1	0	1
Total Petitions Processed	85	2	87
Cases Pending 12/31/2023	10	0	10

Data provided by CPCMS

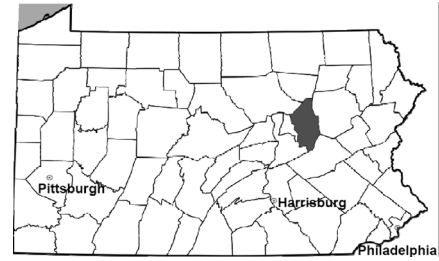


Columbia County

2023 Population estimate: 65,439

Class of County: 6th

No. of Common Pleas Court Judgeships: 3
(Columbia and Montour combined)



2023 Juvenile Dependency - Adjudicated Dependent Inventory

	Abuse/ Neglect	Status Offenses	Total
Cases Pending 1/1/2023	139	2	141
New Adjudicated Dependent Cases	76	2	78
Other	0	0	0
Total Adjudicated Dependent Cases	215	4	219
<u>Court Supervision Terminated:</u>			
Family Reunification	29 33.3%	0	29 33.0%
Adoption	15 17.2%	1 100.0%	16 18.2%
Placement with a Relative/Guardian	27 31.0%	0	27 30.7%
Aged Out	9 10.3%	0	9 10.2%
Other Permanency Outcomes*	1 1.1%	0	1 1.1%
Other**	6 6.9%	0	6 6.8%
Total Adjudicated Dependent Cases Terminated	87 100.0%	1 100.0%	88 100.0%
Cases Pending 12/31/2023	128	3	131

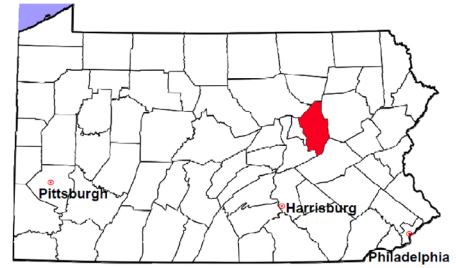
Data provided by CPCMS

* Other Permanency Outcomes include: adjudicated delinquent, death due to natural causes, emancipation, permanent living arrangement, and parent has come forward.

** Other includes cases where court supervision is terminated due to transfer out of jurisdiction, withdrawal and administrative closure.

Columbia County

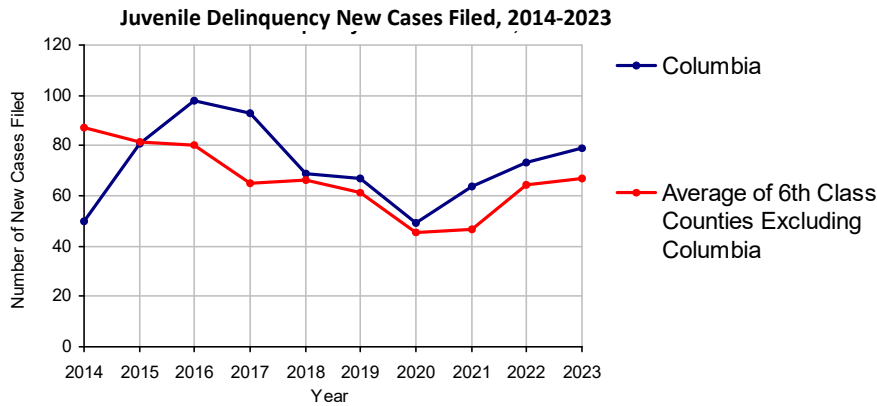
2023 Population estimate: 65,439
 Class of County: 6th
 No. of Common Pleas Court Judgeships: 3
 (Columbia and Montour combined)



2023 Juvenile Delinquency - Cases Pending Disposition

Begin Pending	20
New Cases	79
Consent Decree Revoked	1
Informal Adjustment Program Revoked	0
Alternative Program Revoked	0
Warrant Returned	0
Other	11
Total Cases Available for Disposition	111
Warrant Issued	0
Disposed by:	
Adjudicated Delinquent by a Judge	24
Adjudicated Delinquent by a Juvenile Court Hearing Officer	0
Consent Decree Entered	14
Informal Adjustment Program Entered	26
Warned and Counseled (Pre-Petition)	1
Dismissed/Withdrawn/Transferred	20
Transferred to Criminal Court	0
Other	2
Total Cases Disposed	87
End Pending	24

Data provided by CPCMS



Columbia County

2023 Population: 65,439
 Class of County: 6th
 No. of Common Pleas Judgeships: 3
 (Columbia and Montour combined)

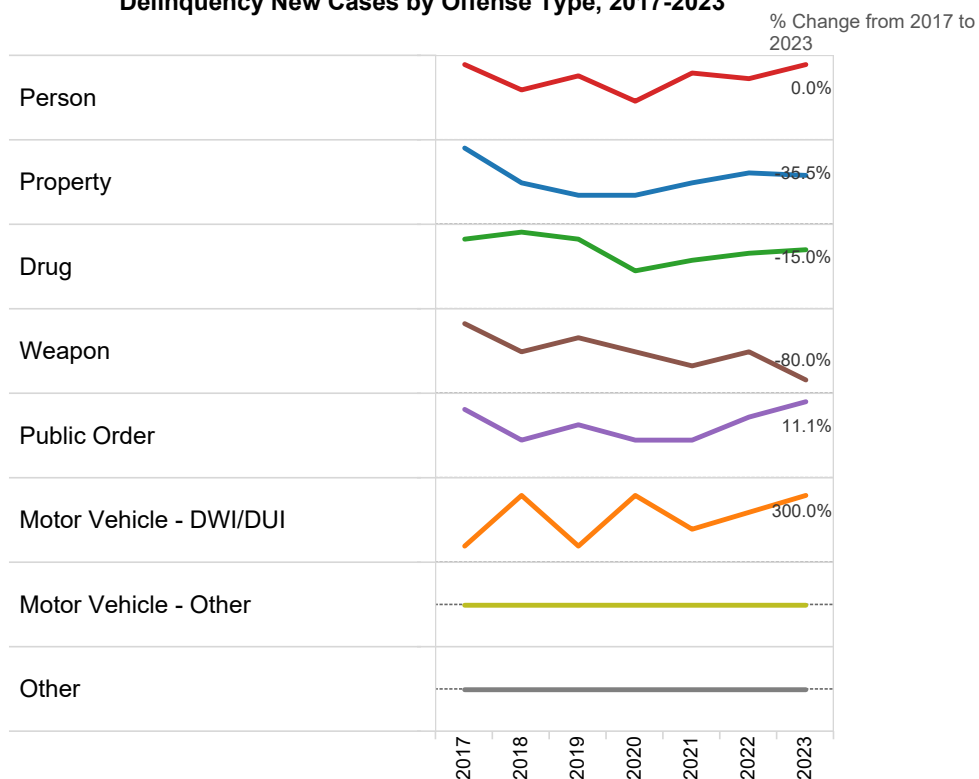


2023 Delinquency - New Cases by Offense Type

Case Type	Felony	Misdemeanor	Summary	Total	
Person	7	20	0	27	34.2%
Property	5	15	0	20	25.3%
Drug	1	16	0	17	21.5%
Weapon	1	0	0	1	1.3%
Public Order	1	9	0	10	12.7%
Motor Vehicle - DWI/DUI	0	4	0	4	5.1%
Motor Vehicle - Other	0	0	0	0	0.0%
Other	0	0	0	0	0.0%
Total	15	64	0	79	100.0%
	19.0%	81.0%	0.0%	100.0%	

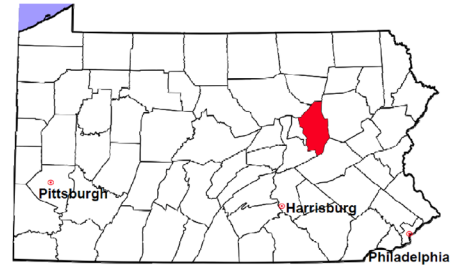
Data provided by CPCMS

Delinquency New Cases by Offense Type, 2017-2023



Columbia County

2023 Population estimate: 65,439
Class of County: 6th
No. of Common Pleas Court Judgeships: 3
(Columbia and Montour combined)



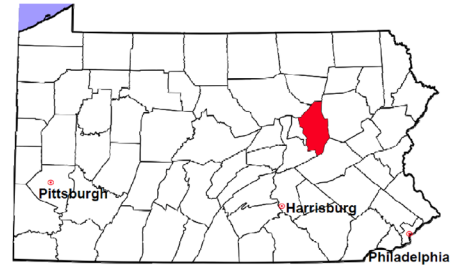
2023 Juvenile Delinquency - Formal Dispositions

Begin Pending	26
Adjudicated Delinquent by a Judge	24
Adjudicated Delinquent by a Juvenile Court Hearing Officer	0
Warrant Returned	0
Other	0
Total Adjudicated Delinquent Cases	50
Warrant Issued	0
Court Supervision Terminated:	
Conditions Satisfied	17
Compelling Reasons	5
Reached Age 21	0
Transferred to Another Juvenile Court	0
Other	0
Total Adjudicated Delinquent Cases Terminated	22
End Pending	28

(R) - Revised
Data provided by CPCMS

Columbia County

2023 Population estimate: 65,439
Class of County: 6th
No. of Common Pleas Court Judgeships: 3
(Columbia and Montour combined)

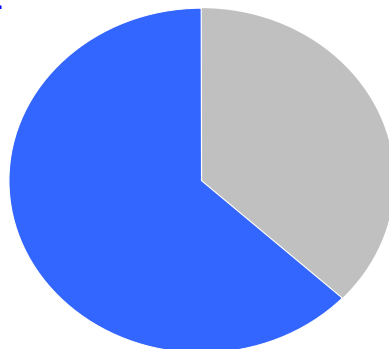


2023 Juvenile Delinquency - Informal Dispositions

Pending Consent Decrees	2
Pending Informal Adjustments	10
New Consent Decrees	14
New Informal Adjustments	26
Warrant Returned	0
Other	0
Cases Informally Disposed	52
Warrant Issued	0
Terminated by:	
Consent Decree Completed	6
Informal Adjustment Completed	26
Consent Decree Revoked	1
Informal Adjustment Program Revoked	0
Other	1
Total Informally Disposed Cases Terminated	34
End Pending	18

(R) - Revised
Data provided by CPCMS

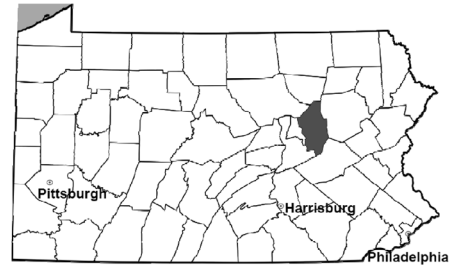
Informal Dispositions: **63%**



Delinquency Cases are disposed either formally, at a proceeding held before a judge or hearing officer, or informally without a proceeding. Informal dispositions include informal adjustments supervised by a juvenile probation officer; consent decrees agreed upon with the District Attorney after a petition is filed; or other pre-petition process by the juvenile probation department.

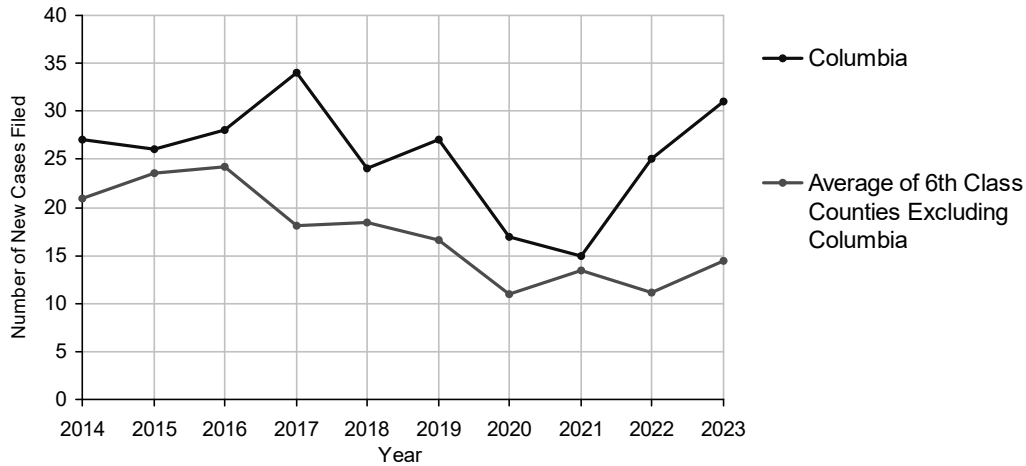
Columbia County

2023 Population estimate: 65,439
 Class of County: 6th
 No. of Common Pleas Court Judgeships: 3
 (Columbia and Montour combined)



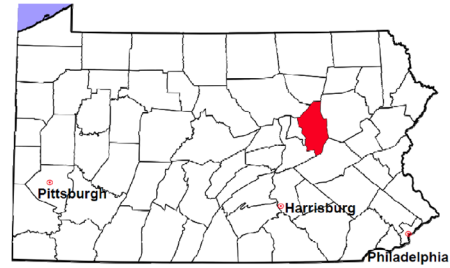
2023 Accounts	No. of Cases	
Cases Pending 1/1/2023	22	
New Cases Filed in 2023	31	
Cases Available for Processing	53	
Processed By:		
Contested before a Judge	0	
Contested before a Non-Judicial Officer	0	
Uncontested	24	100.0%
Other	0	
Cases Processed	24	100.0%
Cases Pending 12/31/2023	29	

Accounts New Cases Filed, 2014-2023



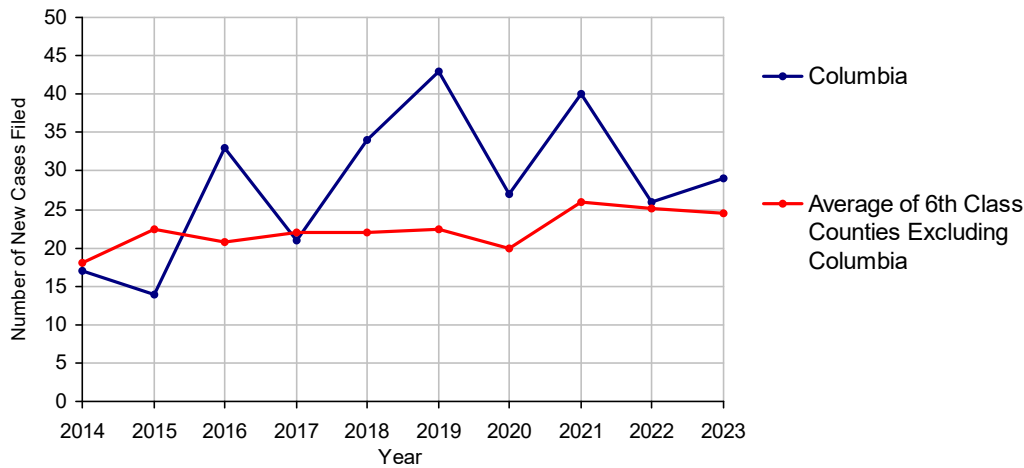
Columbia County

2023 Population estimate: 65,439
 Class of County: 6th
 No. of Common Pleas Court Judgeships: 3
 (Columbia and Montour combined)



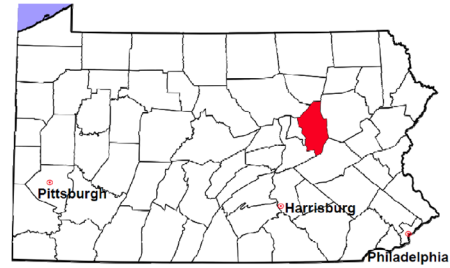
2023 Adoptions		No. of Cases	
Cases Pending 1/1/2023		10	
New Cases Filed in 2023		29	
Cases Available for Processing		39	
Processed By:			
Contested before a Judge	Granted	0	
	Denied	0	
Uncontested	Granted	33	97.1%
	Denied	0	
Other		1	2.9%
Cases Processed		34	100.0%
Cases Pending 12/31/2023		5	

Adoptions New Cases Filed, 2014-2023

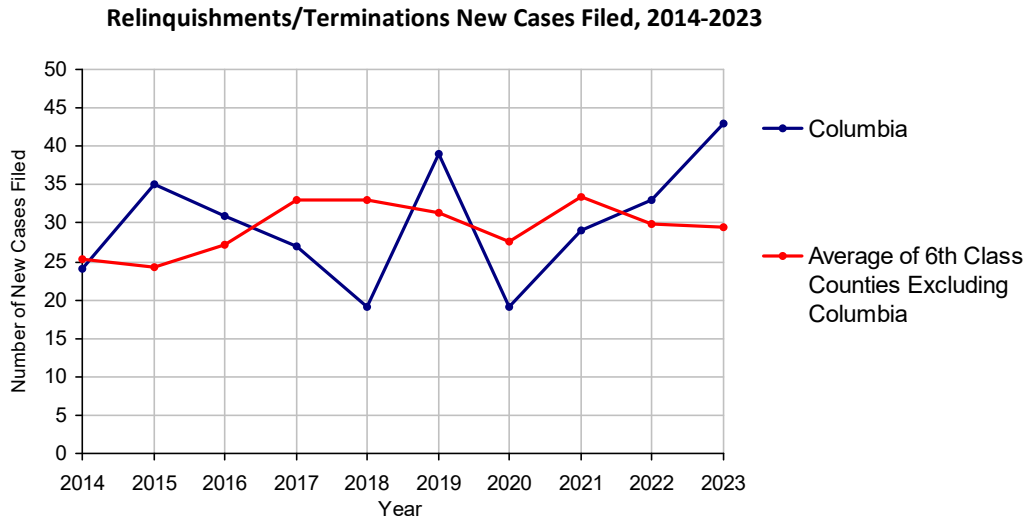


Columbia County

2023 Population estimate: 65,439
 Class of County: 6th
 No. of Common Pleas Court Judgeships: 3
 (Columbia and Montour combined)

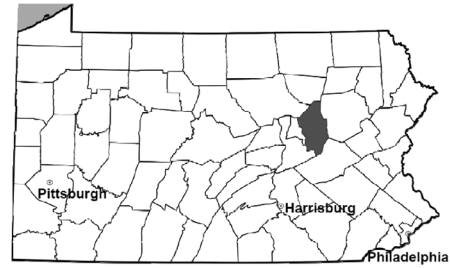


2023 Relinquishments/Terminations	No. of Cases
Cases Pending 1/1/2023	13
New Cases Filed in 2023	43
Cases Available for Processing	56
Processed By:	
Contested before a Judge	2 3.8%
Uncontested	33 62.3%
Other	18 34.0%
Cases Processed	53 100.0%
Cases Pending 12/31/2023	3



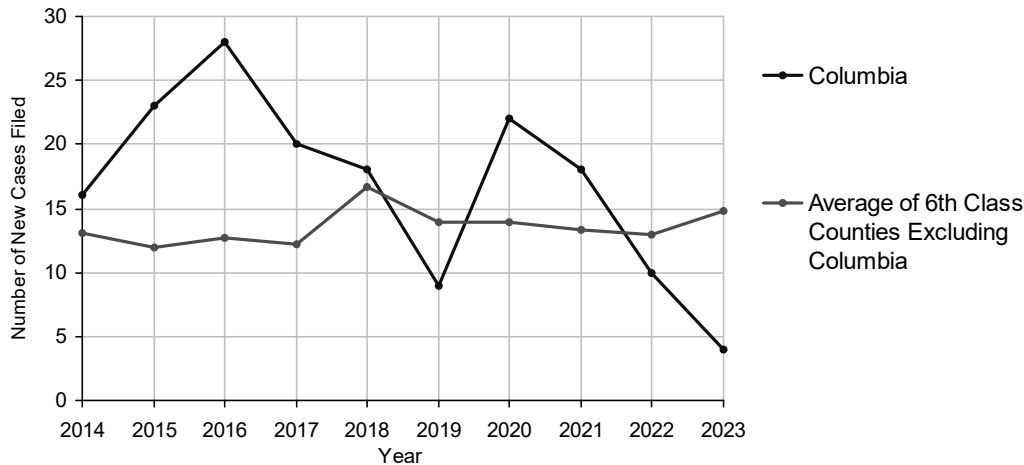
Columbia County

2023 Population estimate: 65,439
 Class of County: 6th
 No. of Common Pleas Court Judgeships: 3
 (Columbia and Montour combined)



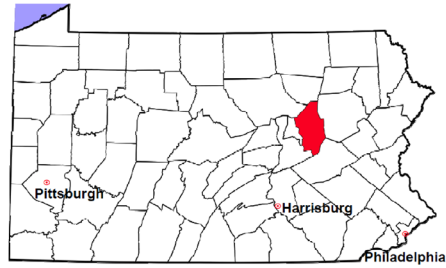
2023 Appointment of Guardians	No. of Cases	
Cases Pending 1/1/2023	29	
New Cases Filed in 2023	4	
Cases Available for Processing	33	
Processed By:		
Contested before a Judge	0	
Uncontested	4	100.0%
Other	0	
Cases Processed	4	100.0%
Cases Pending 12/31/2023	29	

Appointment of Guardians New Cases Filed, 2014-2023



Columbia County

2023 Population estimate: 65,439
 Class of County: 6th
 No. of Common Pleas Court Judgeships: 3
 (Columbia and Montour combined)



2023 Jury Yield and Utilization

Jury Yield

Qualification Questionnaires/Summonses Mailed:	1,351	A		
Returned Undeliverable:	96	B	7.1%	Of Qualification Questionnaires/ Summonses Mailed
Not Responded to:	177	C	13.1%	
the Number of Prospective Jurors:				
Disqualified:	98	D	7.3%	
Exempted:	28	E	2.1%	
Excused:	349	F	25.8%	
Deferred to New Term:	76	G	5.6%	
Deferred from Previous Term:	69	H	5.1%	
Total Number of Qualified Jurors Available for Service:	596	I	44.1%	

$I = A - B - C - D - E - F - G + H$

Jury Utilization

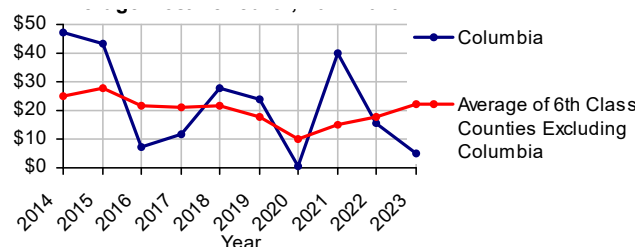
the Number of Jurors:			
Reporting for Service:	656	110.1%	Of Jurors Qualified and Available
Told Not to Report for Service:	32	5.4%	
Sent to Courtroom for Jury Selection (Voir Dire):	546	83.2%	Of Jurors Reporting for Service
Impaneled or Sworn (jurors/alternates):	224	34.1%	
Removed for Cause/Hardship:	29		
Removed by Peremptory Challenge:	258		
Number of Jury Trials Started:	14		
Pool Days:	7		
Zero Panel Days:	0		(Of Pool Days)

Jury Costs

Total Annual Budget for Juror Operations:	\$6,709.00	J
Average Cost Per Juror:	\$4.97	K

$K = J/A$

Average Cost Per Juror, 2014-2023

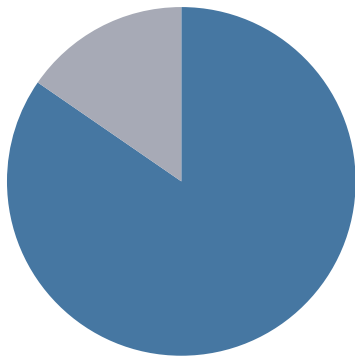


Columbia/Montour Counties

2023 Problem Solving Courts


13 Discharges

Of All Court Participants Discharged:



85%
Graduated
Successfully

17 Admissions

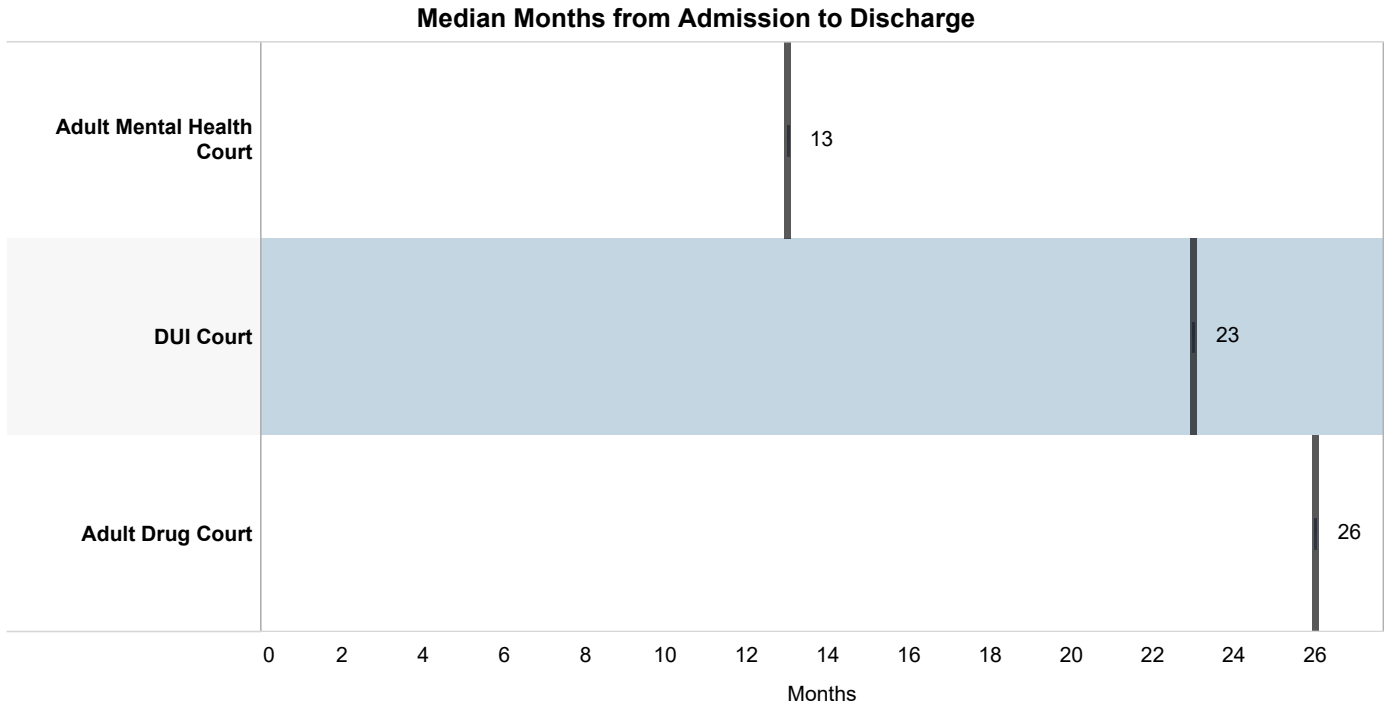


Discharge Reason

	Successfully Completed	Unsuccessful /Non-Compliant	Other	Total Discharges
Adult Drug Court	6 (100.0%)			6 (100.0%)
DUI Court	4 (80.0%)	1 (20.0%)		5 (100.0%)
Adult Mental Health Court	1 (50.0%)		1 (50.0%)	2 (100.0%)

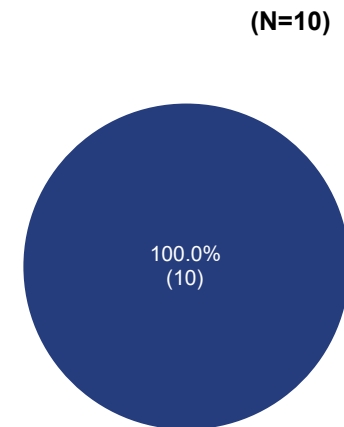
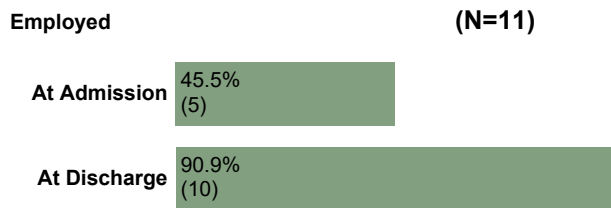
Columbia/Montour Counties

2023 Problem Solving Courts



Among successful graduates, there was a 100% increase in employment.

100% of the employed successful graduates were employed full time:



15% (2) of all participants have improved in **education level** at discharge.

■ Employed Full Time

DEPARTMENT OF RESEARCH & STATISTICS

KIM NIEVES, PH.D.

DIRECTOR

ANDREW GINDER, MPA

ASSISTANT DIRECTOR

YAN LIU, M.S.

SENIOR STATISTICAL ANALYST

SASANKA ADIKARI, PH.D

DATA SCIENTIST

AMANDA PEREIRA

RESEARCH ASSISTANT