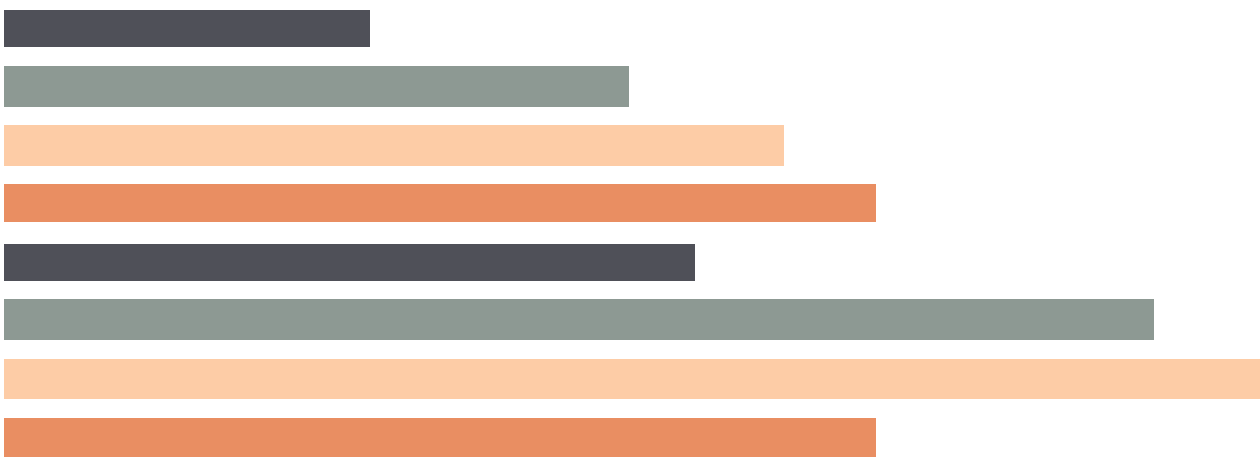
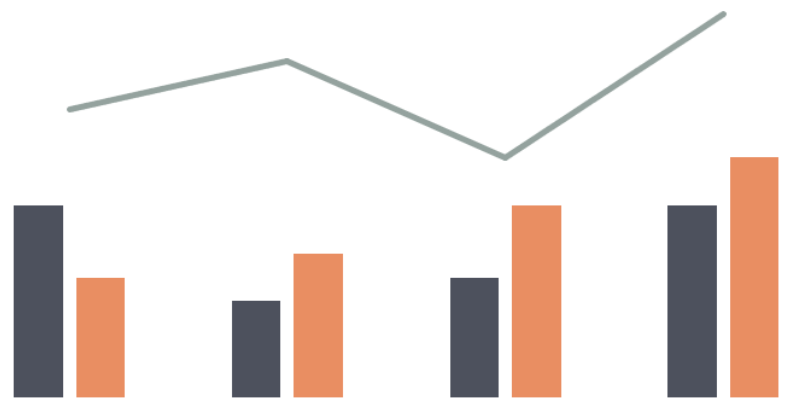
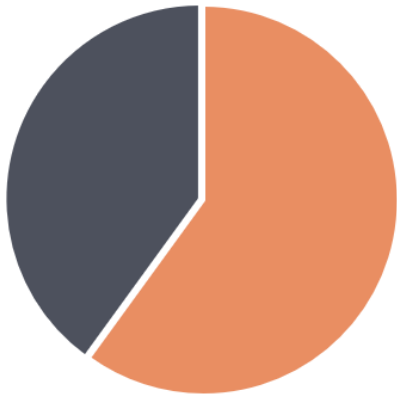


# 2023 Dauphin County

Court of Common Pleas  
Caseload Statistics for





We are pleased to provide you with a copy of the 2023 County Caseload Display pages. They can also be viewed on the AOPC webpage at [www.pacourts.us](http://www.pacourts.us) in the *News & Statistics* section under *Research & Statistics*.

Should you have any questions or comments, please do not hesitate to contact me at 717.231.3300 .

Sincerely,

A handwritten signature in black ink, appearing to read "Sasanka", is written over a horizontal line. The signature is fluid and cursive.

Sasanka Adikari, Ph.D.  
Data Scientist  
Department of Research and Statistics



# Table of Contents

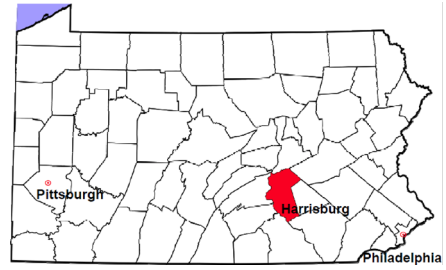
CPCMS Criminal .....	Page 1
CPCMS Criminal - New Cases by Case Type.....	Page 2
Civil.....	Page 3
Civil - Docketed Cases Listed by Case Type.....	Page 4
Protection From Abuse .....	Page 5
Spousal & Child Support and Paternity .....	Page 6
Custody/Partial Custody/Visitation.....	Page 7
Divorce .....	Page 8
Juvenile Dependency - Active Dependent Inventory .....	Page 9
Juvenile Dependency - Adjudicated Dependent Inventory .....	Page 10
Juvenile Delinquency - Cases Pending Disposition.....	Page 11
Juvenile Delinquency - New Cases by Case Type .....	Page 12
Juvenile Delinquency - Formal Dispositions .....	Page 13
Juvenile Delinquency - Informal Dispositions .....	Page 14
Accounts.....	Page 15
Adoptions.....	Page 16
Relinquishments/Terminations .....	Page 17
Appointment of Guardians .....	Page 18
Jury Yield and Utilization .....	Page 19
Problem Solving Courts.....	Pages 20-21

# Dauphin County

2023 Population estimate: 289,234

Class of County: 3rd

No. of Common Pleas Court Judgeships: 10



## 2023 Criminal No. of Cases

Cases Pending 1/1/2023	5,827
New Cases Filed in 2023	4,929
Reopened Cases	498
<b>Cases Available for Processing</b>	<b>11,254</b>

### Processed by:

Withdrawn/Dismissed	399	6.9%
Diversionsary Disposition*	832	14.4%
Guilty Plea	3,662	63.2%
Non-Jury Trial	40	0.7%
Jury Trial	65	1.1%
Inactive	727	12.5%
Other	69	1.2%
<b>Total Cases Processed</b>	<b>5,794</b>	<b>100.0%</b>

**Cases Pending 12/31/2023** **5,460**

Cases Awaiting Sentencing 62

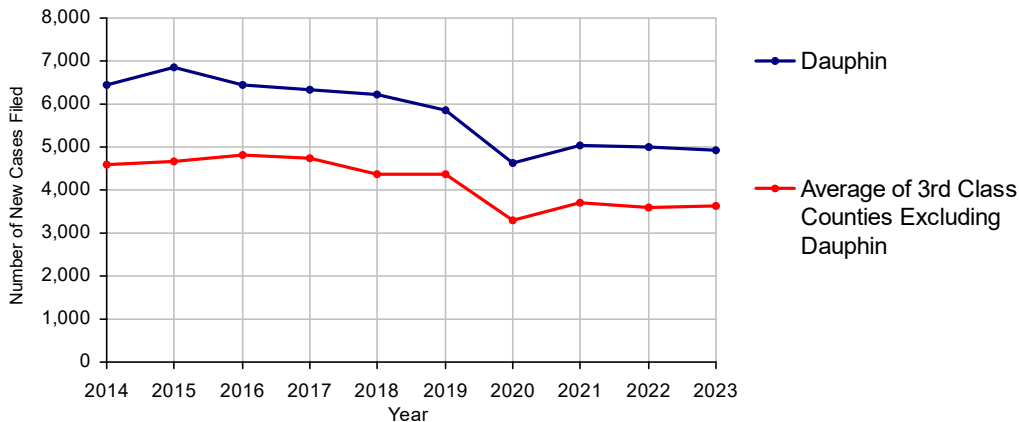
Data provided by CPCMS

\* Includes other diversionsary programs such as Veterans Court.

## Age of Pending Cases as of 12/31/2023

0-60 Days	792	14.5%
61-120 Days	769	14.1%
121-180 Days	575	10.5%
181-240 Days	543	9.9%
241-300 Days	414	7.6%
301-360 Days	362	6.6%
Over 360 Days	2,005	36.7%
<b>Total</b>	<b>5,460</b>	<b>100.0%</b>

Criminal New Cases, 2014-2023



# Dauphin County

2023 Population: 289,234

Class of County: 3rd

No. of Common Pleas Judgeships: 10

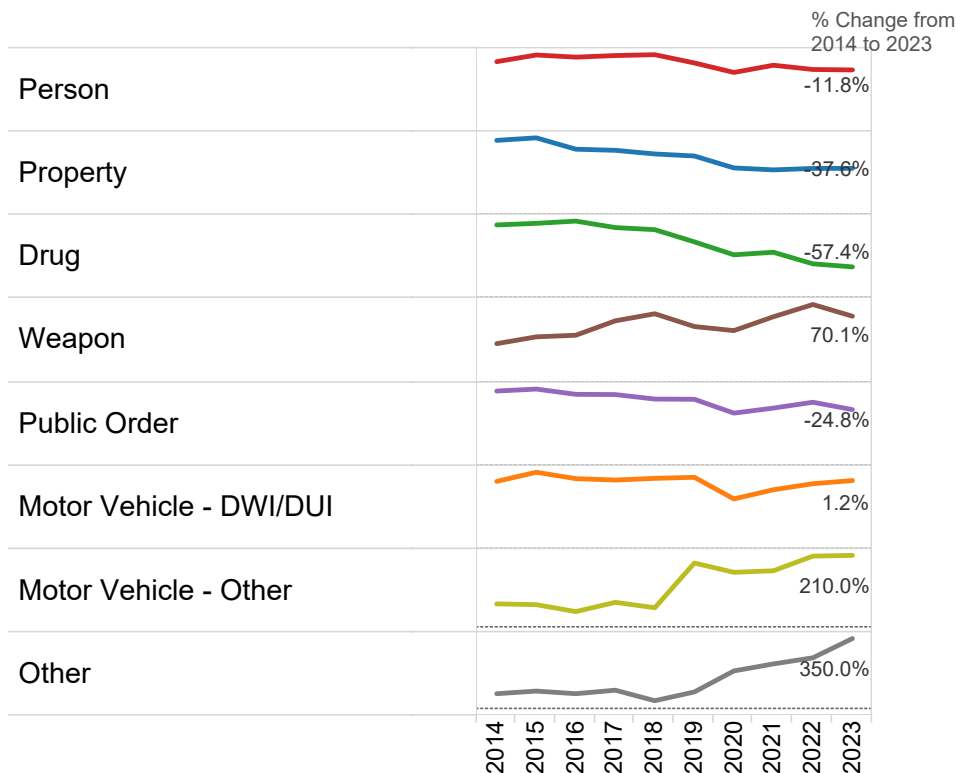


## 2023 Criminal - New Cases by Offense Type

Case Type	Felony	Misdemeanor	Summary	Total	
Person	526	473	1	1,000	20.3%
Property	630	362	3	995	20.2%
Drug	361	262	0	623	12.6%
Weapon	201	44	0	245	5.0%
Public Order	192	321	0	513	10.4%
Motor Vehicle - DWI/DUI	75	1,304	0	1,379	28.0%
Motor Vehicle - Other	4	88	1	93	1.9%
Other	79	2	0	81	1.6%
<b>Total</b>	<b>2,068</b>	<b>2,856</b>	<b>5</b>	<b>4,929</b>	<b>100.0%</b>
	<b>42.0%</b>	<b>57.9%</b>	<b>0.1%</b>	<b>100.0%</b>	

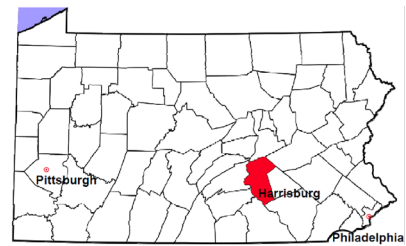
Data provided by CPCMS

### Criminal New Cases by Offense Type, 2014-2023



# Dauphin County

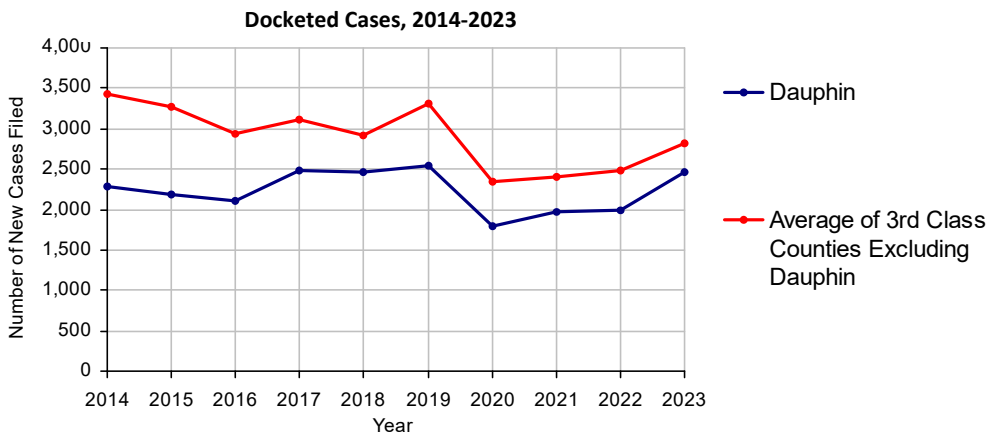
2023 Population estimate: 289,234  
 Class of County: 3rd  
 No. of Common Pleas Court Judgeships: 10



2023 Civil	Civil Action	Other	Total
Cases Pending 1/1/2023	2,139	958	3,097 (R)
Docketed Cases	1,532	928	2,460
Arbitration Appeals	4	0	4
Transferred In	15	5	20
Returned to Active	9	21	30
<b>Cases Available for Processing</b>	<b>3,699</b>	<b>1,912</b>	<b>5,611</b>
Processed By:			
Default Judgments	314	217	531
Cases Decided by Arbitration Board	21	3	24
Dispositive Motions	19	28	47
Settlements	75	11	86
Moved to Inactive Status	4	479	483
Transferred/Withdrawn	47	31	78
Dismissed/Discontinued	695	200	895
Administrative Purge	162	25	187
Other	126	80	206
Jury Trial	3	0	3
Non-Jury Trial	6	101	107
<b>Total Cases Processed</b>	<b>1,472</b>	<b>1,175</b>	<b>2,647</b>
<b>Cases Pending 12/31/2023</b>	<b>2,227</b>	<b>737</b>	<b>2,964</b>

Age of Pending Cases as of 12/31/2023 (Civil Action Only)		
0-6 months	705	31.7%
7-12 months	380	17.1%
13-18 months	341	15.3%
19-24 months	258	11.6%
25-30 months	163	7.3%
31-36 months	68	3.1%
37-42 months	46	2.1%
43-48 months	35	1.6%
49-54 months	38	1.7%
55-60 months	23	1.0%
61-66 months	19	0.9%
67-72 months	7	0.3%
Over 72 months	144	6.5%
<b>Total</b>	<b>2,227</b>	<b>100.0%</b>

(R) - Revised



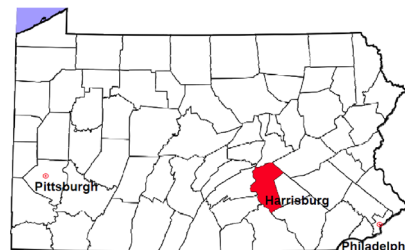


# Dauphin County

2023 Population estimate: 289,234

Class of County: 3rd

No. of Common Pleas Court Judgeships: 10



## 2023 Civil - Docketed Cases Listed by Case Type

### TORT 378 15.4%

*(does not include mass tort)*

Intentional	22
Malicious Prosecution	0
Motor Vehicle	235
Nuisance	0
Premise Liability	47
Product Liability	0
Slander/Libel/Defamation	8
Other	66

### MASS TORT 3 0.1%

Asbestos	2
Tobacco	0
Toxic Tort - DES	0
Toxic Tort - Implant	0
Toxic Waste	0
Other	1

### PROFESSIONAL LIABILITY 56 2.3%

Dental	0
Legal	7
Medical Malpractice	42
Other	7

### CONTRACT 936 38.0%

*(does not include judgments)*

Buyer Plaintiff	21
Debt Collection: Credit Card	450
Debt Collection: Other	283
Employment Dispute: Discrimination	6
Employment Dispute: Other	66
Other	110

### Of the Docketed Cases:

Pro Se Filings:	304	12.4%	Class Action Suits:	4	0.2%	MDJ Appeals:	253	10.3%
-----------------	-----	-------	---------------------	---	------	--------------	-----	-------

\*Civil Other

### REAL PROPERTY 654 26.6%

Ejectment*	67
Eminent Domain/Condemnation*	63
Ground Rent	1
Landlord/Tenant Dispute	158
Mortgage Foreclosure:	
Residential*	299
Commercial*	9
Partition of Real Property*	1
Quiet Title*	26
Other*	30

### CIVIL APPEALS 155 6.3%

*- Administrative Agencies*

Board of Assessment*	27
Board of Elections*	1
Dept. of Transportation*	86
Zoning Board*	8
Statutory Appeal - Other*	3
Other*	30

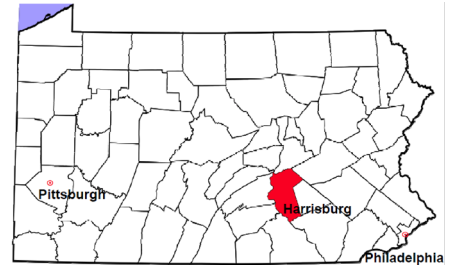
### MISCELLANEOUS 278 11.3%

Common Law/	
Statutory Arbitration*	1
Declaratory Judgment*	72
Mandamus*	5
Non-Domestic Relations	
Restraining Order*	20
Quo Warranto*	0
Replevin*	26
Other*	154

### TOTAL DOCKETED CASES: 2,460 100.0%

# Dauphin County

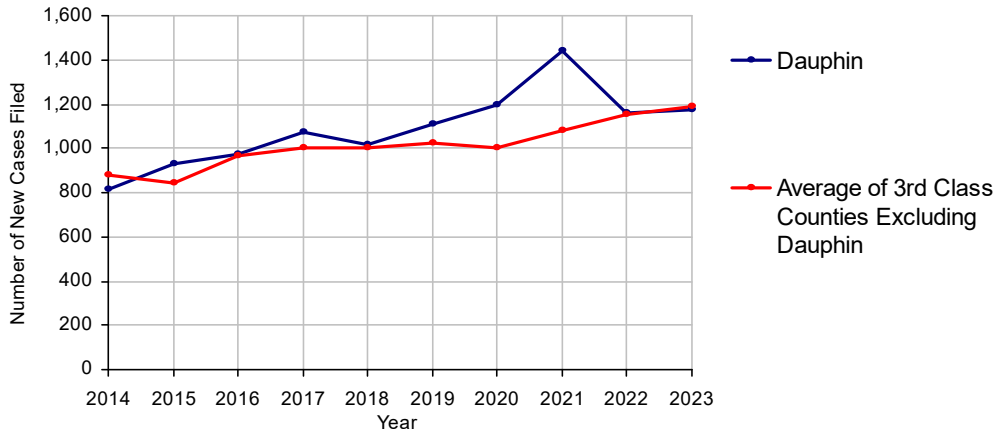
2023 Population estimate: 289,234  
 Class of County: 3rd  
 No. of Common Pleas Court Judgeships: 10



## 2023 Protection From Abuse

	<b>No. of Petitions</b>
Cases Pending 1/1/2023	116
New Cases Filed in 2023	1,178
<i>Of these, Petitions Requesting Temporary Orders: 1,174 (99.7%)</i>	
<i>Temporary Orders DENIED: 231 (19.7%), Temporary Orders GRANTED: 943 (80.3%)</i>	
<b>Cases Available for Processing</b>	<b>1,294</b>
Processed By:	
Temporary Order DENIED After Ex Parte Hearing and No Evidentiary Hearing Scheduled	126 10.4%
Temporary Order DISMISSED After Evidentiary Hearing and No Final Order Entered	35 2.9%
Final Order DENIED After Evidentiary Hearing Before a Judge or a Judicial Officer	163 13.4%
Final Order GRANTED After Evidentiary Hearing Before a Judge or a Judicial Officer	343 28.3%
Plaintiff Did Not Appear For Evidentiary Hearing	219 18.1%
Final Order by STIPULATION OR AGREEMENT Between the Parties	175 14.4%
Petition WITHDRAWN by Plaintiff	145 12.0%
TRANSFERRED to Another Jurisdiction	0
Other	6 0.5%
<b>Cases Processed</b>	<b>1,212 100.0%</b>
<b>Cases Pending 12/31/2023</b>	<b>82</b>

PFA New Cases Filed, 2014-2023

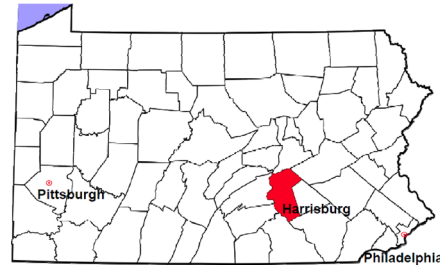


# Dauphin County

2023 Population estimate: 289,234

Class of County: 3rd

No. of Common Pleas Court Judgeships: 10



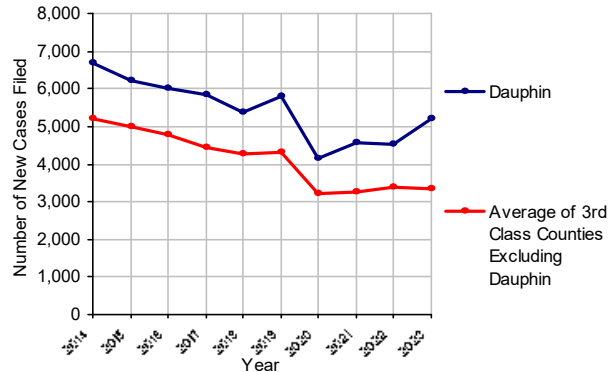
2023 Spousal & Child Support	No. of Petitions
Cases Pending 1/1/2023	1,187
New Cases Filed in 2023	5,196
Dockets Transferred In (+)	148
Dockets Transferred Out (-)	24
<b>Cases Available for Processing</b>	<b>6,507</b>
Processed By:	
Judge	232 4.2%
Intake Officer	5,306 95.8%
Hearing Officer	0
Other	1 <0.1%
<b>Cases Processed</b>	<b>5,539 100.0%</b>
<b>Cases Pending 12/31/2023</b>	<b>968</b>

Data provided by PACSES

2023 Paternity	No. of Cases
<b>Acknowledgements Filed:</b>	
Non-Domestic Relations Section	536 81.5%
During Conference	69 10.5%
Non-Stipulated (post genetic test)	18 2.7%
Pre-Trial Conference	35 5.3%
<b>Total</b>	<b>658 100.0%</b>
<b>Established:</b>	
Stipulated by Genetic Tests	112 39.6%
Default - Father Failed to Appear	0
Adjudication by Court Proceeding	35 12.4%
Out of State	136 48.1%
<b>Total</b>	<b>283 100.0%</b>
<b>Cases Pending 12/31/2023</b>	<b>227</b>

Data provided by PACSES

Spousal & Child Support New Cases, 2014-2023



## DEFINITIONS:

### ACKNOWLEDGEMENTS FILED:

**NON-DOMESTIC RELATIONS SECTION:** The voluntary Acknowledgement of Paternity by the alleged father.  
**DURING CONFERENCE:** The alleged father signed the Acknowledgement of Paternity-Waiver of Trial (PE-010) at the initial child support conference.  
**NON-STIPULATED (POST GENETIC TEST):** The alleged father signed the Acknowledgement of Paternity-Waiver of Trial after genetic tests were conducted and resulted in the alleged father being determined to be the biological father.  
**PRE-TRIAL CONFERENCE:** The alleged father signed the Acknowledgement of Paternity-Waiver of Trial at the pre-trial conference.

### ESTABLISHED:

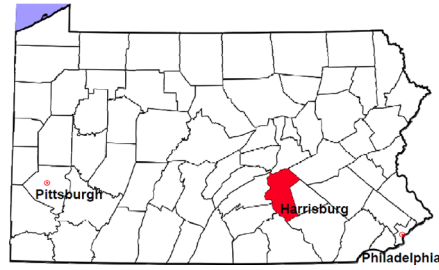
**STIPULATED BY GENETIC TESTS:** The alleged father requested genetic tests and signed a stipulation that if the test results had a 99% or higher probability of paternity then the alleged father would be stipulated as the biological father of the child.  
**DEFAULT - FATHER FAILED TO APPEAR:** The alleged father failed to appear after being served for either a support conference, hearing, or genetic test and a default paternity order was entered by the court.  
**ADJUDICATION BY COURT PROCEEDING:** The alleged father was determined to be the biological father of the child through a court proceeding.  
**OUT OF STATE:** Paternity was established in another state, "Out of state only".

# Dauphin County

2023 Population Estimate: 289,234

Class of County: 3rd

No. of Common Pleas Court Judgeships: 10



## 2023 Custody/Partial Custody/Visitation

No. of  
Petitions

Cases Pending 1/1/2023	255
New Cases Filed in 2023	849
<b>Cases Available for Processing</b>	<b>1,104</b>

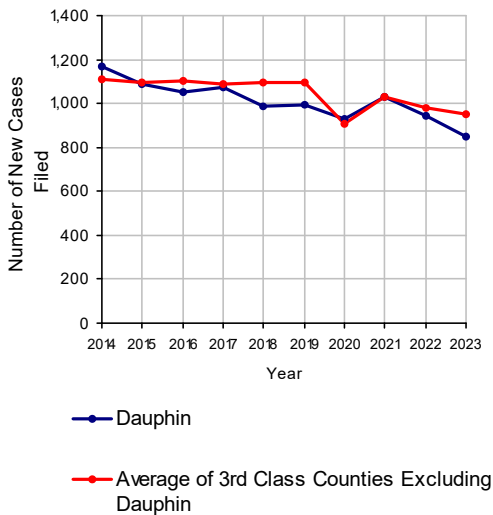
Processed By:

Judge	125	15.5%
Non-Judicial Officer	455	56.3%
Administrative Review/Purge	0	
Other	228	28.2%
<b>Cases Processed</b>	<b>808</b>	<b>100.0%</b>

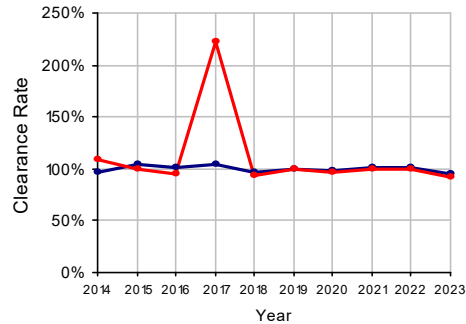
**Cases Pending 12/31/2023**

**296**

Custody/Partial Custody/Visitation New Cases Filed, 2014-2023

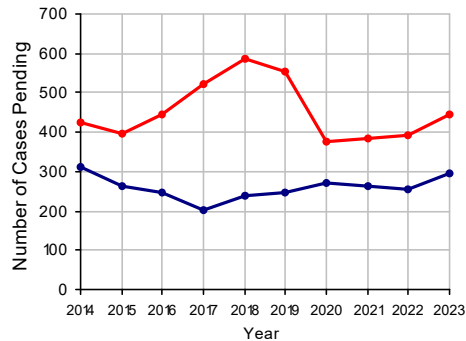


Clearance Rate, 2014-2023



Note: Clearance Rate = Cases Processed / New Cases Filed

Cases Pending at the End of Year, 2014-2023

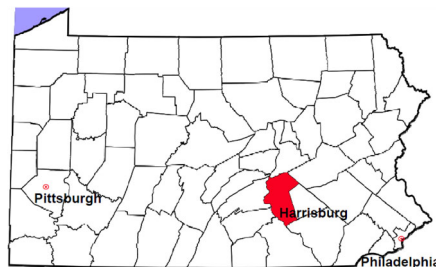


# Dauphin County

2023 Population estimate: 289,234

Class of County: 3rd

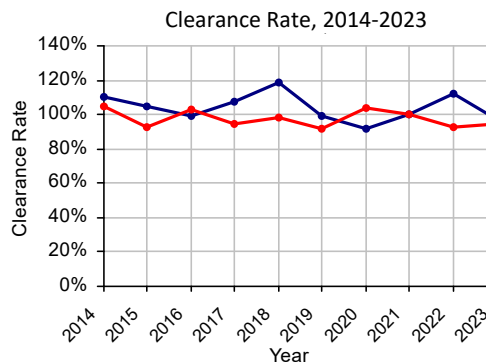
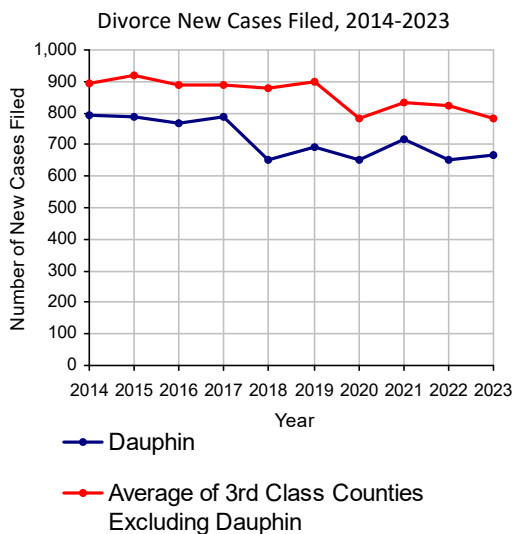
No. of Common Pleas Court Judgeships: 10



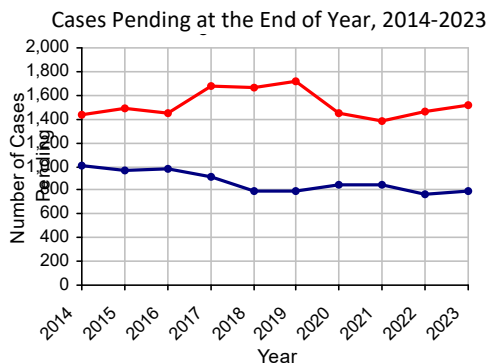
## 2023 Divorce

### No. of Petitions

Cases Pending 1/1/2023	770	
New Cases Filed in 2023	667	
<b>Cases Available for Processing</b>	<b>1,437</b>	
Processed By:		
Contested Before a Judge	1	0.2%
Contested Before a Non-Judicial Officer	9	1.4%
Uncontested	535	82.4%
Administrative Review/Purge	74	11.4%
Other	30	4.6%
<b>Cases Processed</b>	<b>649</b>	<b>100.0%</b>
<b>Cases Pending 12/31/2023</b>	<b>788</b>	

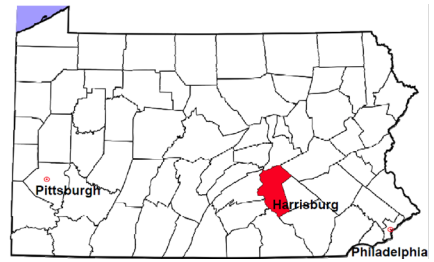


Note: Clearance Rate = Cases Processed / New Cases Filed



# Dauphin County

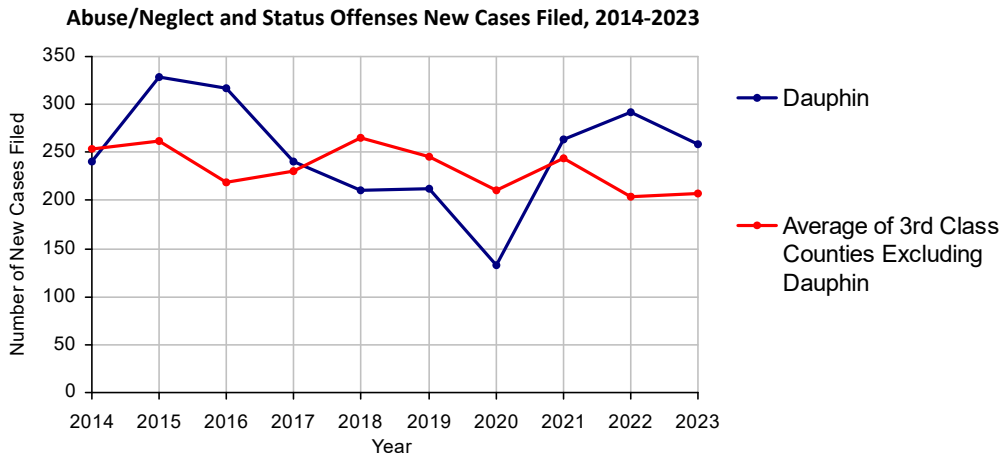
2023 Population estimate: 289,234  
 Class of County: 3rd  
 No. of Common Pleas Court Judgeships: 10



## 2023 Juvenile Dependency - Petitions Pending Adjudication

	Abuse/ Neglect	Status Offenses	Total
Cases Pending 1/1/2023	28	0	28
New Petitions Filed in 2023	258	0	258
Other	39	0	39
<b>Total Petitions Available for Processing</b>	<b>325</b>	<b>0</b>	<b>325</b>
Processed by:			
Adjudicated Dependent			
Judge	8	0	8
Juvenile Court Hearing Officer	228	0	228
Adjudicated NOT Dependent			
Judge	15	0	15
Juvenile Court Hearing Officer	10	0	10
Withdrawn/Dismissed/Inactive	11	0	11
Other	5	0	5
<b>Total Petitions Processed</b>	<b>277</b>	<b>0</b>	<b>277</b>
<b>Cases Pending 12/31/2023</b>	<b>48</b>	<b>0</b>	<b>48</b>

Data provided by CPCMS

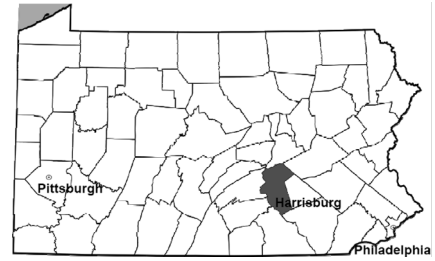


# Dauphin County

2023 Population estimate: 289,234

Class of County: 3rd

No. of Common Pleas Court Judgeships: 10



## 2023 Juvenile Dependency - Adjudicated Dependent Inventory

	Abuse/ Neglect	Status Offenses	Total			
Cases Pending 1/1/2023	401	6	407			
New Adjudicated Dependent Cases	236	0	236			
Other	0	0	0			
<b>Total Adjudicated Dependent Cases</b>	<b>637</b>	<b>6</b>	<b>643</b>			
<b><u>Court Supervision Terminated:</u></b>						
Family Reunification	116	58.0%	3	75.0%	119	58.3%
Adoption	40	20.0%	0		40	19.6%
Placement with a Relative/Guardian	18	9.0%	1	25.0%	19	9.3%
Aged Out	11	5.5%	0		11	5.4%
Other Permanency Outcomes*	4	2.0%	0		4	2.0%
Other**	11	5.5%	0		11	5.4%
<b>Total Adjudicated Dependent Cases Terminated</b>	<b>200</b>	<b>100.0%</b>	<b>4</b>	<b>100.0%</b>	<b>204</b>	<b>100.0%</b>
<b>Cases Pending 12/31/2023</b>	<b>437</b>		<b>2</b>		<b>439</b>	

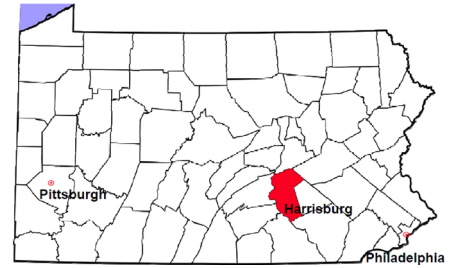
Data provided by CPCMS

\* Other Permanency Outcomes include: adjudicated delinquent, death due to natural causes, emancipation, permanent living arrangement, and parent has come forward.

\*\* Other includes cases where court supervision is terminated due to transfer out of jurisdiction, withdrawal and administrative closure.

# Dauphin County

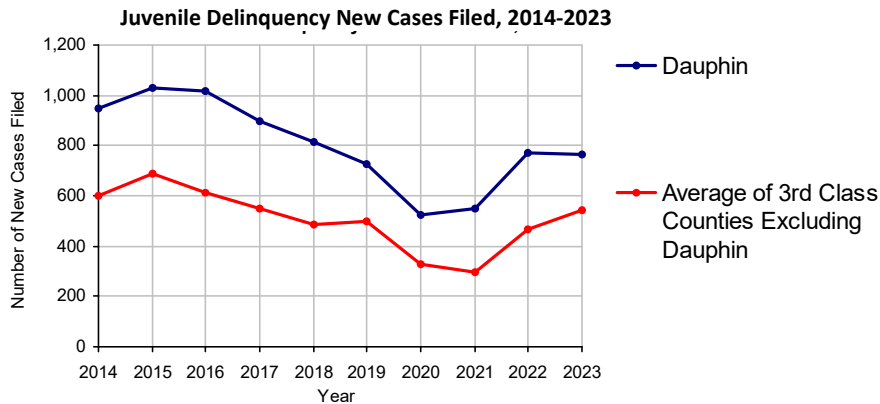
2023 Population estimate: 289,234  
 Class of County: 3rd  
 No. of Common Pleas Court Judgeships: 10



## 2023 Juvenile Delinquency - Cases Pending Disposition

<b>Begin Pending</b>	<b>477</b>
New Cases	763
Consent Decree Revoked	23
Informal Adjustment Program Revoked	15
Alternative Program Revoked	0
Warrant Returned	13
Other	104
<b>Total Cases Available for Disposition</b>	<b>1,395</b>
<b>Warrant Issued</b>	<b>18</b>
<b>Disposed by:</b>	
Adjudicated Delinquent by a Judge	314
Adjudicated Delinquent by a Juvenile Court Hearing Officer	0
Consent Decree Entered	179
Informal Adjustment Program Entered	188
Warned and Counseled (Pre-Petition)	4
Dismissed/Withdrawn/Transferred	78
Transferred to Criminal Court	4
Other	106
<b>Total Cases Disposed</b>	<b>873</b>
<b>End Pending</b>	<b>504</b>

Data provided by CPCMS





# Dauphin County

2023 Population: 289,234  
 Class of County: 3rd  
 No. of Common Pleas Judgeships: 10

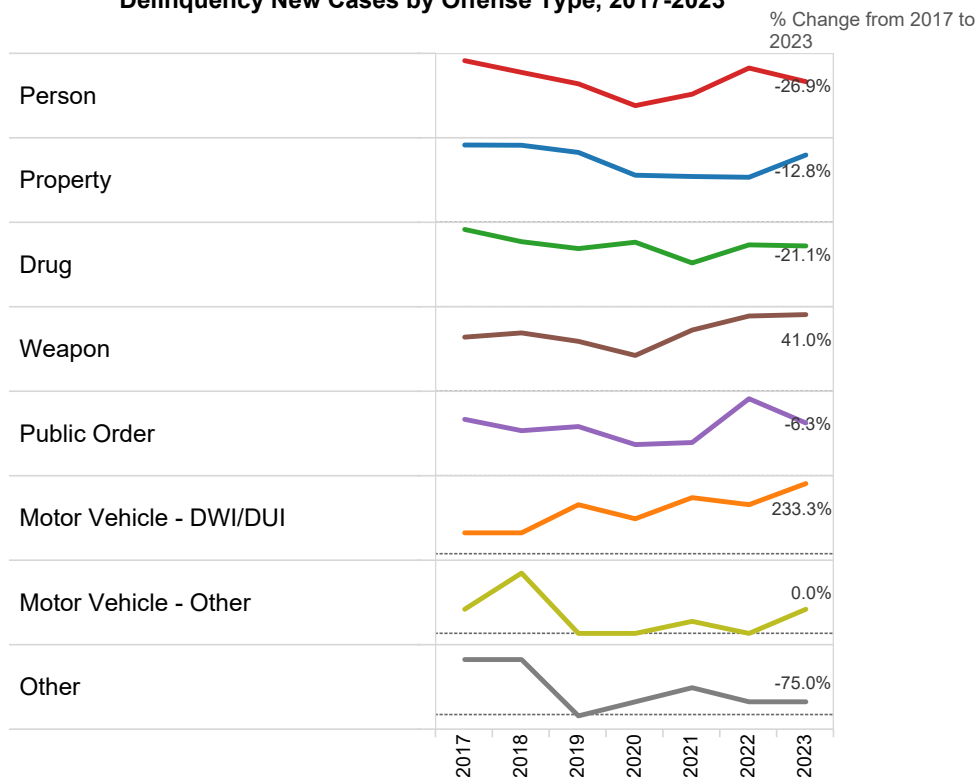


## 2023 Delinquency - New Cases by Offense Type

Case Type	Felony	Misdemeanor	Summary	Total	
Person	69	140	0	<b>209</b>	<b>27.4%</b>
Property	154	112	0	<b>266</b>	<b>34.9%</b>
Drug	17	99	0	<b>116</b>	<b>15.2%</b>
Weapon	25	30	0	<b>55</b>	<b>7.2%</b>
Public Order	13	85	6	<b>104</b>	<b>13.6%</b>
Motor Vehicle - DWI/DUI	0	10	0	<b>10</b>	<b>1.3%</b>
Motor Vehicle - Other	0	2	0	<b>2</b>	<b>0.3%</b>
Other	0	1	0	<b>1</b>	<b>0.1%</b>
<b>Total</b>	<b>278</b>	<b>479</b>	<b>6</b>	<b>763</b>	<b>100.0%</b>
	<b>36.4%</b>	<b>62.8%</b>	<b>0.8%</b>	<b>100.0%</b>	

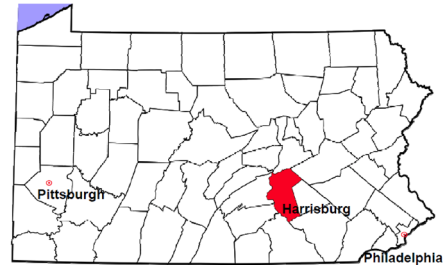
Data provided by CPCMS

### Delinquency New Cases by Offense Type, 2017-2023



# Dauphin County

2023 Population estimate: 289,234  
Class of County: 3rd  
No. of Common Pleas Court Judgeships: 10



---

## 2023 Juvenile Delinquency - Formal Dispositions

---

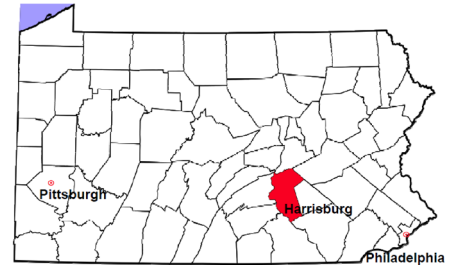
<b>Begin Pending</b>	<b>340</b>
Adjudicated Delinquent by a Judge	314
Adjudicated Delinquent by a Juvenile Court Hearing Officer	0
Warrant Returned	19
Other	6
<b>Total Adjudicated Delinquent Cases</b>	<b>679</b>
<b>Warrant Issued</b>	<b>15</b>
<b>Court Supervision Terminated:</b>	
Conditions Satisfied	211
Compelling Reasons	41
Reached Age 21	4
Transferred to Another Juvenile Court	1
Other	7
<b>Total Adjudicated Delinquent Cases Terminated</b>	<b>264</b>
<b>End Pending</b>	<b>400</b>

---

(R) - Revised  
Data provided by CPCMS

# Dauphin County

2023 Population estimate: 289,234  
Class of County: 3rd  
No. of Common Pleas Court Judgeships: 10

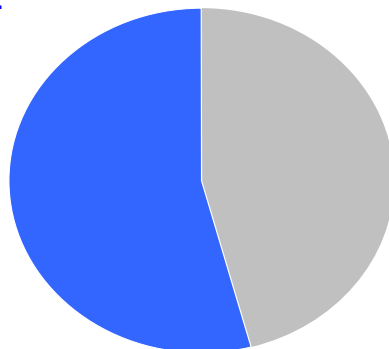


## 2023 Juvenile Delinquency - Informal Dispositions

<b>Pending Consent Decrees</b>	<b>52</b>
<b>Pending Informal Adjustments</b>	<b>56</b>
New Consent Decrees	179
<b>New Informal Adjustments</b>	<b>188</b>
Warrant Returned	2
<b>Other</b>	<b>64</b>
<b>Cases Informally Disposed</b>	<b>541</b>
<b>Warrant Issued</b>	<b>4</b>
<b>Terminated by:</b>	
Consent Decree Completed	136
<b>Informal Adjustment Completed</b>	<b>183</b>
Consent Decree Revoked	23
Informal Adjustment Program Revoked	15
<b>Other</b>	<b>9</b>
<b>Total Informally Disposed Cases Terminated</b>	<b>366</b>
<b>End Pending</b>	<b>171</b>

(R) - Revised  
Data provided by CPCMS

Informal Dispositions: **54%**



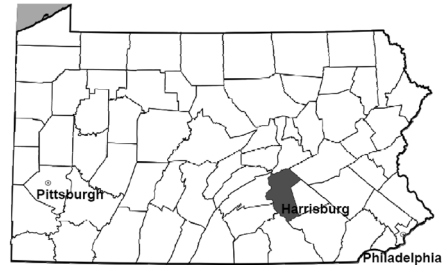
Delinquency Cases are disposed either formally, at a proceeding held before a judge or hearing officer, or informally without a proceeding. Informal dispositions include informal adjustments supervised by a juvenile probation officer; consent decrees agreed upon with the District Attorney after a petition is filed; or other pre-petition process by the juvenile probation department.

# Dauphin County

2023 Population estimate: 289,234

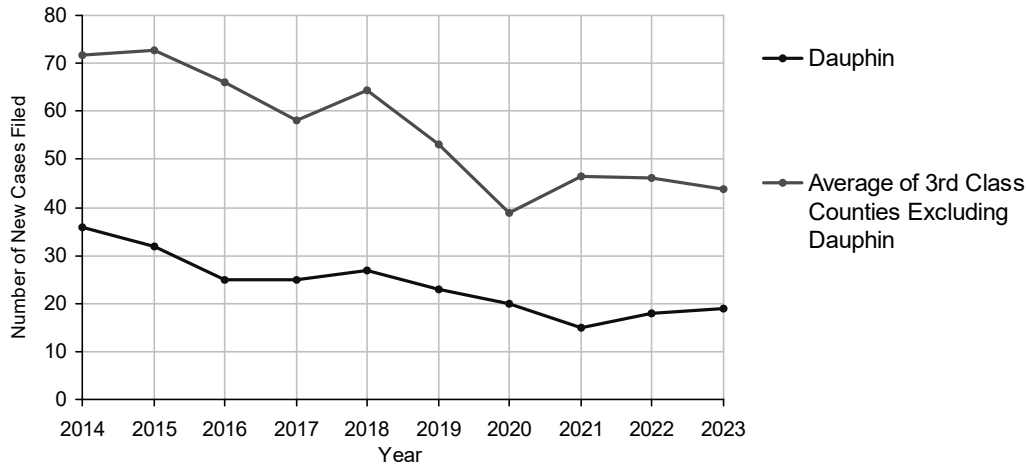
Class of County: 3rd

No. of Common Pleas Court Judgeships: 10



<b>2023 Accounts</b>	<b>No. of Cases</b>	
Cases Pending 1/1/2023	19	
New Cases Filed in 2023	19	
<b>Cases Available for Processing</b>	<b>38</b>	
Processed By:		
Contested before a Judge	1	8.3%
Contested before a Non-Judicial Officer	0	
Uncontested	10	83.3%
Other	1	8.3%
<b>Cases Processed</b>	<b>12</b>	<b>100.0%</b>
<b>Cases Pending 12/31/2023</b>	<b>26</b>	

**Accounts New Cases Filed, 2014-2023**

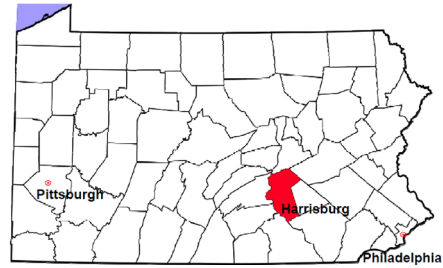


# Dauphin County

2023 Population estimate: 289,234

Class of County: 3rd

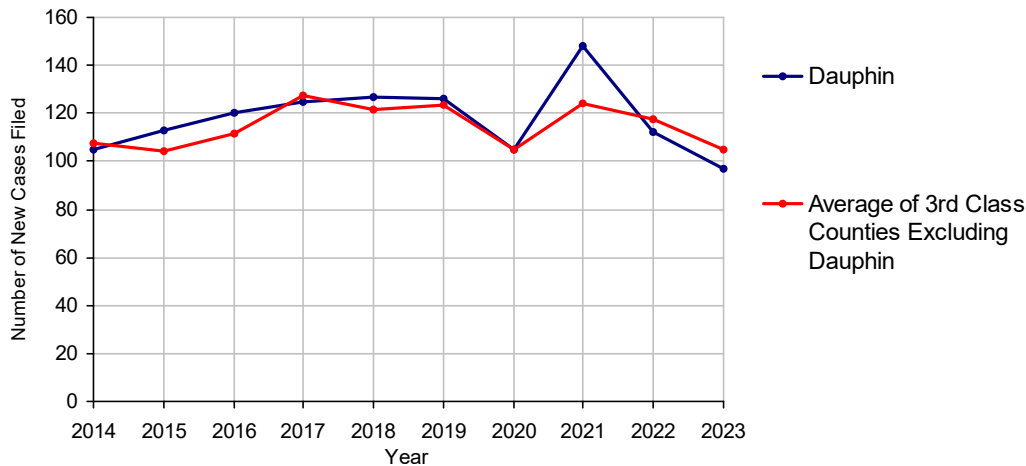
No. of Common Pleas Court Judgeships: 10



## 2023 Adoptions

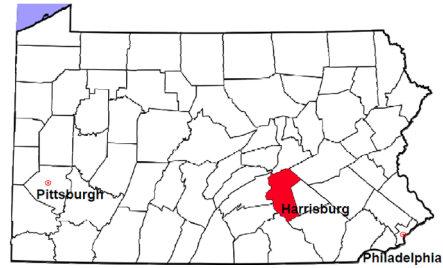
	No. of Cases	
Cases Pending 1/1/2023	46	
New Cases Filed in 2023	97	
<b>Cases Available for Processing</b>	<b>143</b>	
Processed By:		
Contested before a Judge	Granted	0
	Denied	0
Uncontested	Granted	102 97.1%
	Denied	0
Other		3 2.9%
<b>Cases Processed</b>	<b>105</b>	<b>100.0%</b>
<b>Cases Pending 12/31/2023</b>	<b>38</b>	

Adoptions New Cases Filed, 2014-2023

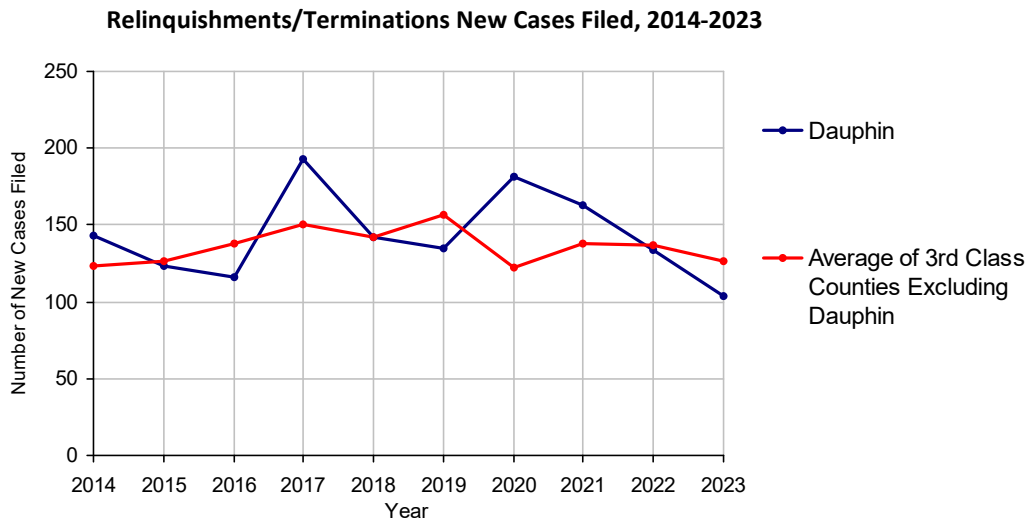


# Dauphin County

2023 Population estimate: 289,234  
 Class of County: 3rd  
 No. of Common Pleas Court Judgeships: 10



2023 Relinquishments/Terminations	No. of Cases	
Cases Pending 1/1/2023	53	
New Cases Filed in 2023	104	
<b>Cases Available for Processing</b>	<b>157</b>	
Processed By:		
Contested before a Judge	28	26.2%
Uncontested	67	62.6%
Other	12	11.2%
<b>Cases Processed</b>	<b>107</b>	<b>100.0%</b>
<b>Cases Pending 12/31/2023</b>	<b>50</b>	

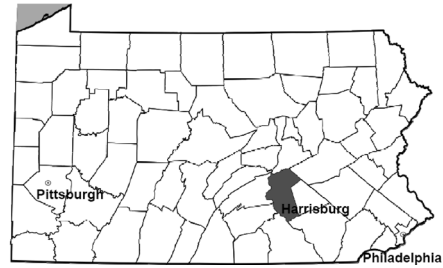


# Dauphin County

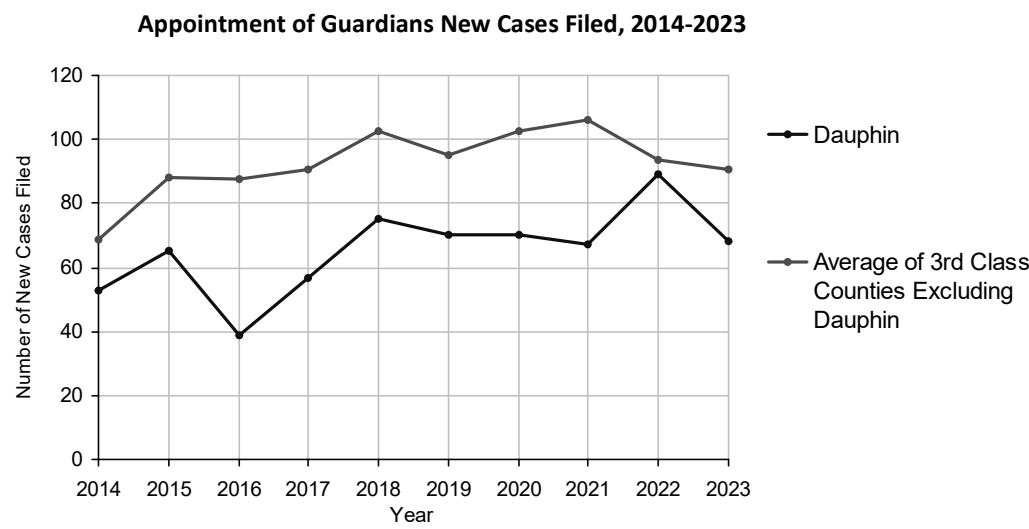
2023 Population estimate: 289,234

Class of County: 3rd

No. of Common Pleas Court Judgeships: 10

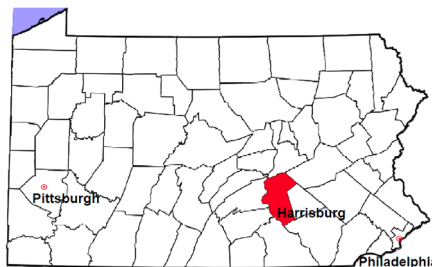


<b>2023 Appointment of Guardians</b>	<b>No. of Cases</b>	
Cases Pending 1/1/2023	26	
New Cases Filed in 2023	68	
<b>Cases Available for Processing</b>	<b>94</b>	
Processed By:		
Contested before a Judge	4	5.1%
Uncontested	62	79.5%
Other	12	15.4%
<b>Cases Processed</b>	<b>78</b>	<b>100.0%</b>
<b>Cases Pending 12/31/2023</b>	<b>16</b>	



# Dauphin County

2023 Population estimate: 289,234  
 Class of County: 3rd  
 No. of Common Pleas Court Judgeships: 10



## 2023 Jury Yield and Utilization

### Jury Yield

Qualification Questionnaires/Summonses Mailed:	20,427	A		
Returned Undeliverable:	2,199	B	10.8%	Of Qualification Questionnaires/ Summonses Mailed
Not Responded to:	5,017	C	24.6%	
the Number of Prospective Jurors:				
Disqualified:	3,076	D	15.1%	
Exempted:	1,790	E	8.8%	
Excused:	2,174	F	10.6%	
Deferred to New Term:	1,875	G	9.2%	
Deferred from Previous Term:	2,469	H	12.1%	
<b>Total Number of Qualified Jurors Available for Service:</b>	<b>6,765</b>	<b>I</b>	<b>33.1%</b>	

$I = A - B - C - D - E - F - G + H$

### Jury Utilization

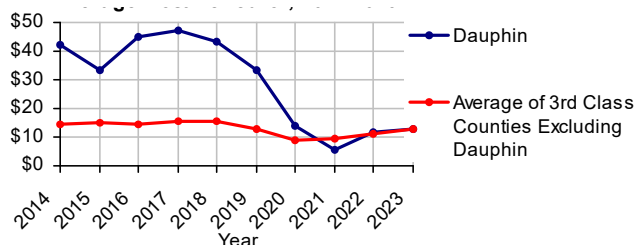
the Number of Jurors:			
Reporting for Service:	4,399	65.0%	Of Jurors Qualified and Available
Told Not to Report for Service:	570	8.4%	
Sent to Courtroom for Jury Selection (Voir Dire):	3,955	89.9%	Of Jurors Reporting for Service
Impaneled or Sworn (jurors/alternates):	1,330	30.2%	
Removed for Cause/Hardship:	642		
Removed by Peremptory Challenge:	1,301		
Number of Jury Trials Started:	156		
Pool Days:	45		
Zero Panel Days	2	4.4%	(Of Pool Days)

### Jury Costs

<b>Total Annual Budget for Juror Operations:</b>	<b>\$262,750.00</b>	<b>J</b>
<b>Average Cost Per Juror:</b>	<b>\$12.86</b>	<b>K</b>

$K = J/A$

Average Cost Per Juror, 2014-2023



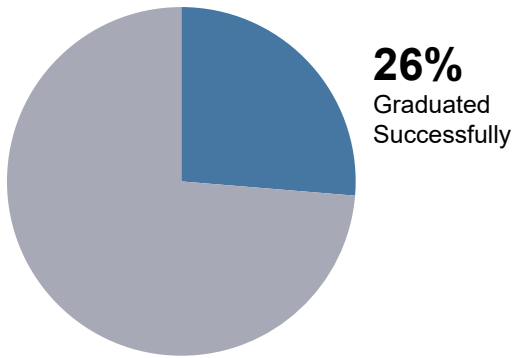


# Dauphin County

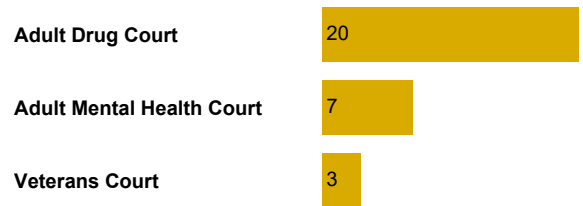
## 2023 Problem Solving Courts

### 19 Discharges

Of All Court Participants Discharged:



### 30 Admissions

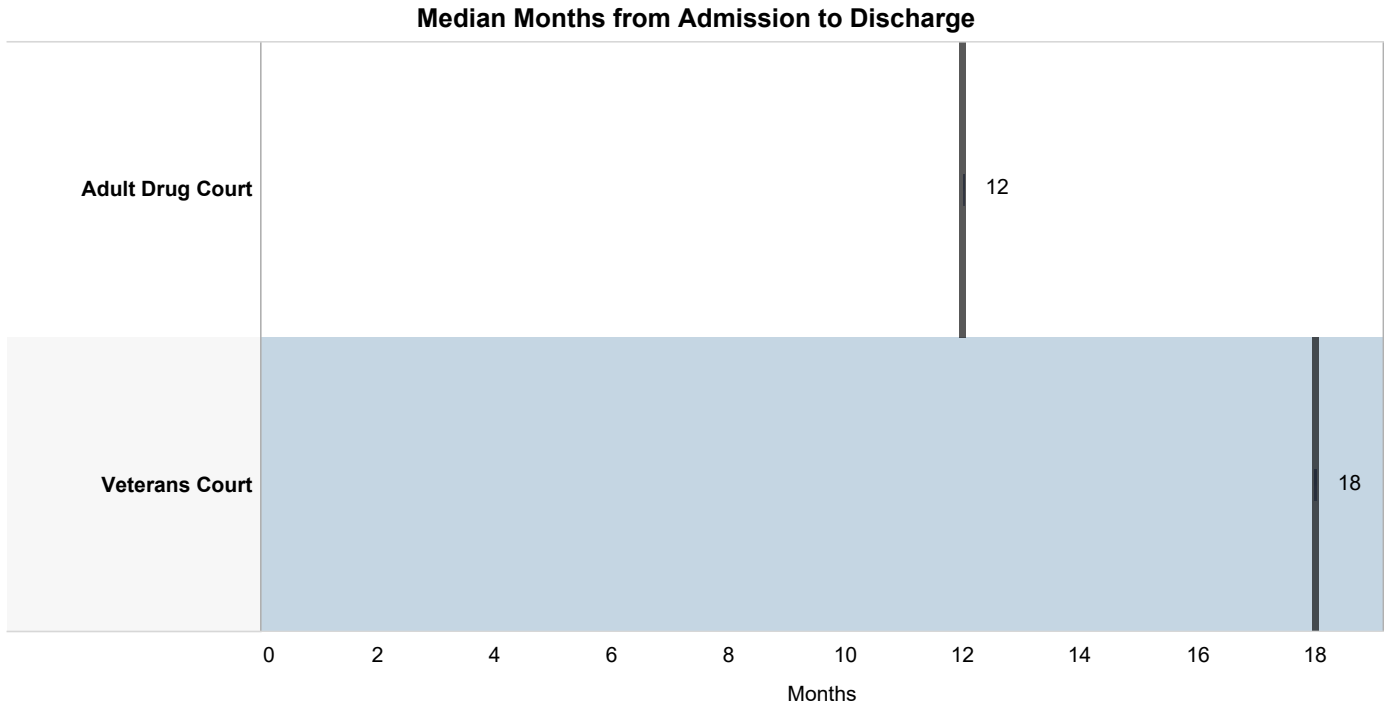


### Discharge Reason

	Successfully Completed	Unsuccessful/New Offense	Unsuccessful /Non-Compliant	Voluntarily Withdrew	Unsuccessful /Absconded	Other	Total Discharges
Adult Drug Court	4 (25.0%)	1 (6.3%)	5 (31.3%)		4 (25.0%)	2 (12.5%)	<b>16</b> <b>(100.0%)</b>
Veterans Court	1 (33.3%)		1 (33.3%)	1 (33.3%)			<b>3</b> <b>(100.0%)</b>

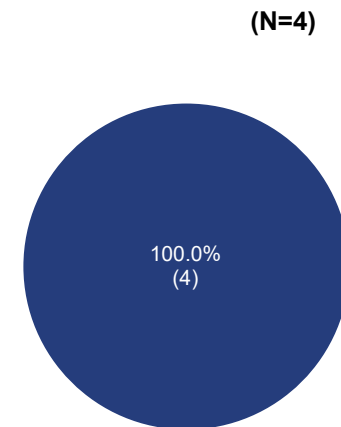

# Dauphin County

## 2023 Problem Solving Courts



Among successful graduates, there was a 33% increase in employment.

100% of the employed successful graduates were employed full time:



37% (7) of all participants have improved in **education level** at discharge.

■ Employed Full Time



DEPARTMENT OF RESEARCH & STATISTICS

KIM NIEVES, PH.D.

DIRECTOR

ANDREW GINDER, MPA

ASSISTANT DIRECTOR

YAN LIU, M.S.

SENIOR STATISTICAL ANALYST

SASANKA ADIKARI, PH.D

DATA SCIENTIST

AMANDA PEREIRA

RESEARCH ASSISTANT