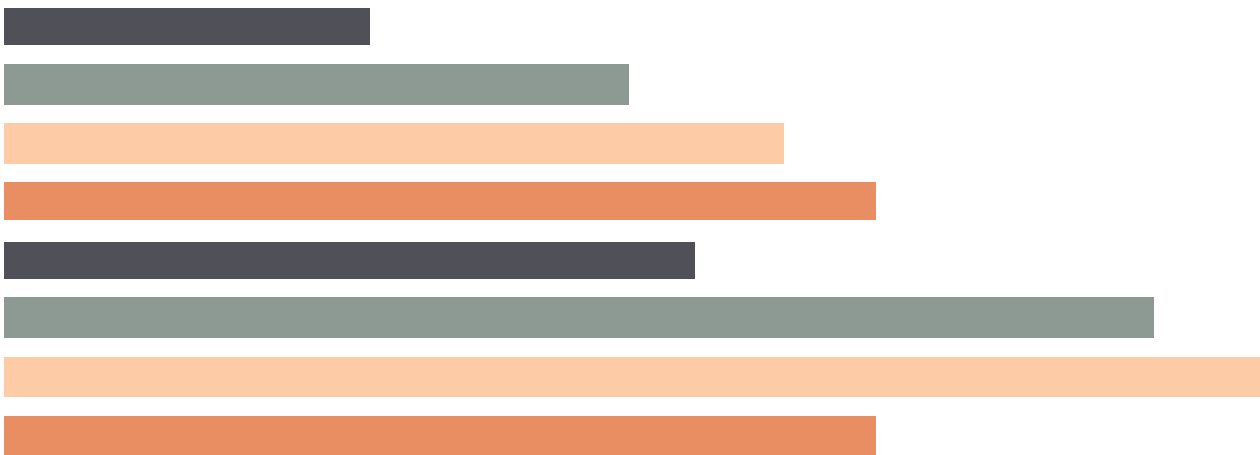
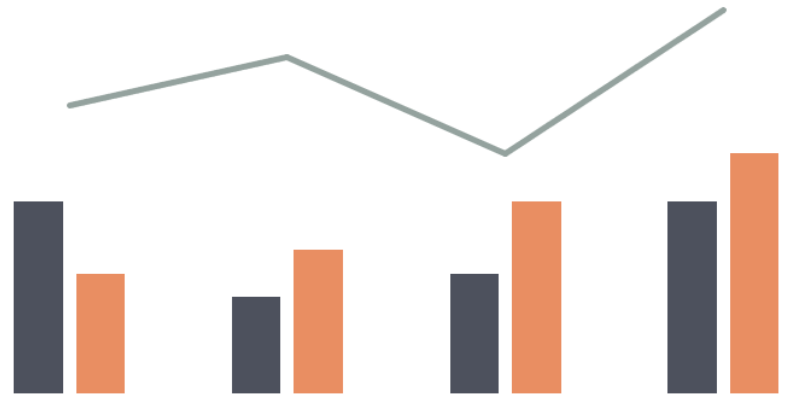


2023 Cumberland County


Court of Common Pleas
Caseload Statistics for



We are pleased to provide you with a copy of the 2023 County Caseload Display pages. They can also be viewed on the AOPC webpage at www.pacourts.us in the *News & Statistics* section under *Research & Statistics*.

Should you have any questions or comments, please do not hesitate to contact me at 717.231.3300 .

Sincerely,

A handwritten signature in black ink, appearing to read "Sasanka", written over a horizontal line.

Sasanka Adikari, Ph.D.
Data Scientist
Department of Research and Statistics

Table of Contents

CPCMS Criminal	Page 1
CPCMS Criminal - New Cases by Case Type.....	Page 2
Civil.....	Page 3
Civil - Docketed Cases Listed by Case Type.....	Page 4
Protection From Abuse	Page 5
Spousal & Child Support and Paternity	Page 6
Custody/Partial Custody/Visitation.....	Page 7
Divorce	Page 8
Juvenile Dependency - Active Dependent Inventory	Page 9
Juvenile Dependency - Adjudicated Dependent Inventory	Page 10
Juvenile Delinquency - Cases Pending Disposition.....	Page 11
Juvenile Delinquency - New Cases by Case Type	Page 12
Juvenile Delinquency - Formal Dispositions	Page 13
Juvenile Delinquency - Informal Dispositions	Page 14
Accounts.....	Page 15
Adoptions.....	Page 16
Relinquishments/Terminations	Page 17
Appointment of Guardians	Page 18
Jury Yield and Utilization	Page 19
Problem Solving Courts.....	Pages 20-21

Cumberland County

2023 Population estimate: 270,738

Class of County: 3rd

No. of Common Pleas Court Judgeships: 7

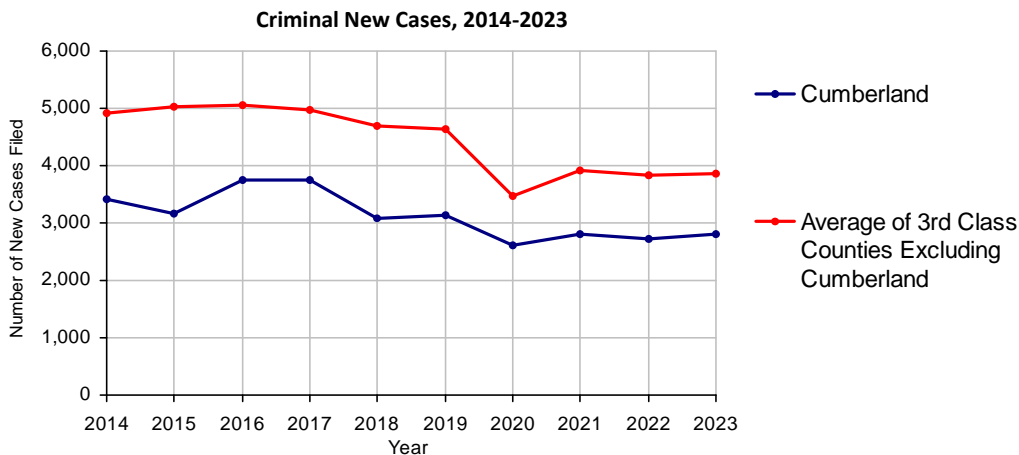


2023 Criminal	No. of Cases
Cases Pending 1/1/2023	1,553
New Cases Filed in 2023	2,793
Reopened Cases	226
Cases Available for Processing	4,572
Processed by:	
Withdrawn/Dismissed	139 4.9%
Diversionsary Disposition*	617 21.6%
Guilty Plea	1,845 64.5%
Non-Jury Trial	30 1.0%
Jury Trial	58 2.0%
Inactive	145 5.1%
Other	25 0.9%
Total Cases Processed	2,859 100.0%
Cases Pending 12/31/2023	1,713
Cases Awaiting Sentencing	195

Age of Pending Cases as of 12/31/2023		
0-60 Days	483	28.2%
61-120 Days	384	22.4%
121-180 Days	269	15.7%
181-240 Days	175	10.2%
241-300 Days	122	7.1%
301-360 Days	89	5.2%
Over 360 Days	191	11.2%
Total	1,713	100.0%

Data provided by CPCMS

* Includes other diversionsary programs such as Veterans Court.



Cumberland County

2023 Population: 270,738
 Class of County: 3rd
 No. of Common Pleas Judgeships: 7

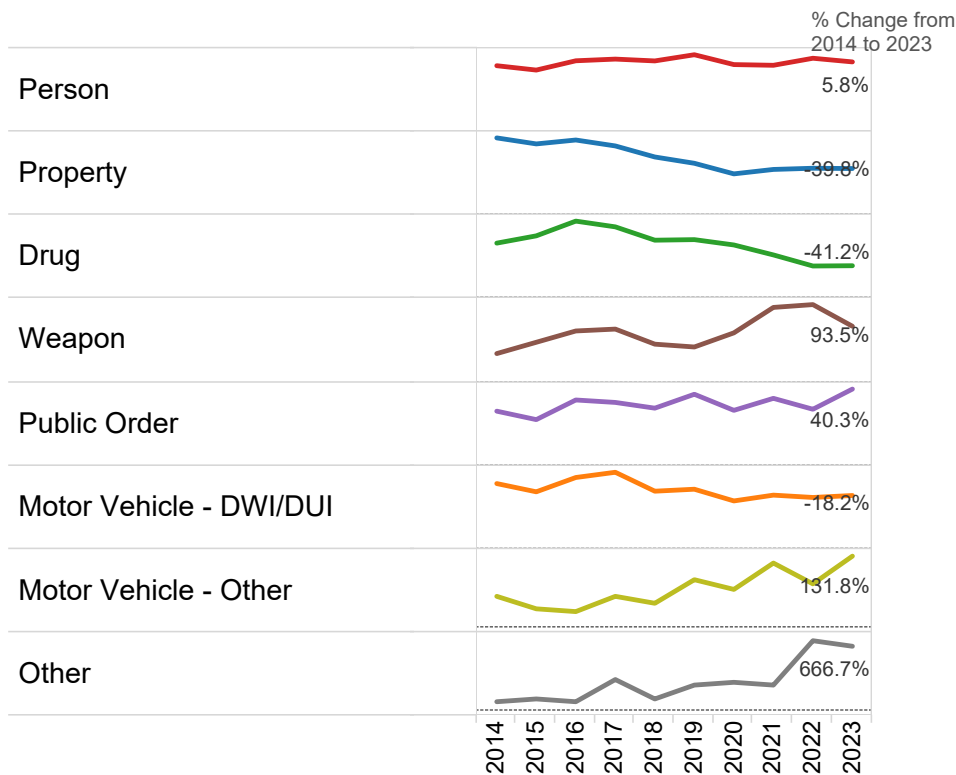


2023 Criminal - New Cases by Offense Type

Case Type	Felony	Misdemeanor	Summary	Total	
Person	241	254	0	495	17.7%
Property	396	220	0	616	22.1%
Drug	100	130	0	230	8.2%
Weapon	48	12	0	60	2.1%
Public Order	109	172	1	282	10.1%
Motor Vehicle - DWI/DUI	51	985	0	1,036	37.1%
Motor Vehicle - Other	1	49	1	51	1.8%
Other	23	0	0	23	0.8%
Total	969	1,822	2	2,793	100.0%
	34.7%	65.2%	0.1%	100.0%	

Data provided by CPCMS

Criminal New Cases by Offense Type, 2014-2023



Cumberland County

2023 Population estimate: 270,738

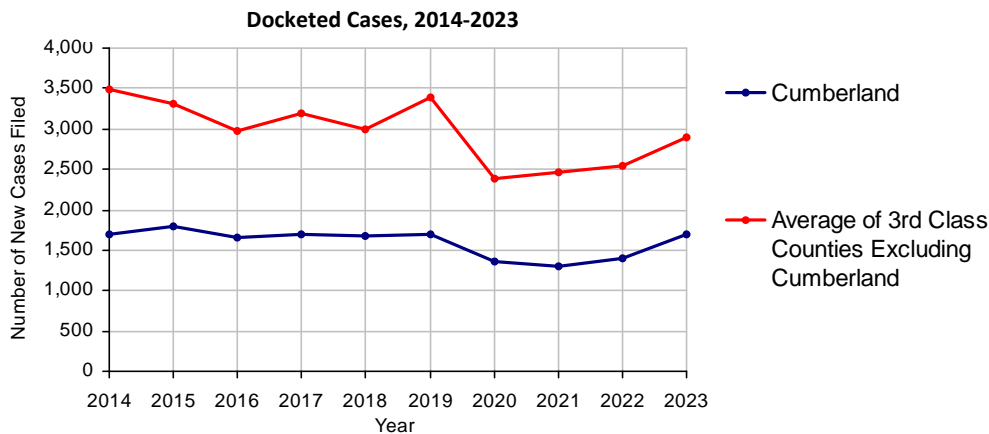
Class of County: 3rd

No. of Common Pleas Court Judgeships: 7



2023 Civil	Civil Action	Other	Total
Cases Pending 1/1/2023	1,490	1,126	2,616
Docketed Cases	1,141	547	1,688
Arbitration Appeals	7	0	7
Transferred In	0	0	0
Returned to Active	11	7	18
Cases Available for Processing	2,649	1,680	4,329
Processed By:			
Default Judgments	384	132	516
Cases Decided by Arbitration Board	18	2	20
Dispositive Motions	17	18	35
Settlements	424	139	563
Moved to Inactive Status	5	5	10
Transferred/Withdrawn	58	39	97
Dismissed/Discontinued	0	0	0
Administrative Purge	107	61	168
Other	12	15	27
Jury Trial	1	0	1
Non-Jury Trial	0	0	0
Total Cases Processed	1,026	411	1,437
Cases Pending 12/31/2023	1,623	1,269	2,892

Age of Pending Cases as of 12/31/2023 (Civil Action Only)		
0-6 months	505	31.1%
7-12 months	200	12.3%
13-18 months	151	9.3%
19-24 months	139	8.6%
25-30 months	150	9.2%
31-36 months	138	8.5%
37-42 months	81	5.0%
43-48 months	68	4.2%
49-54 months	15	0.9%
55-60 months	31	1.9%
61-66 months	45	2.8%
67-72 months	34	2.1%
Over 72 months	66	4.1%
Total	1,623	100.0%



Cumberland County

2023 Population estimate: 270,738
 Class of County: 3rd
 No. of Common Pleas Court Judgeships: 7



2023 Civil - Docketed Cases Listed by Case Type

TORT 209 12.4%

(does not include mass tort)

Intentional	11
Malicious Prosecution	0
Motor Vehicle	118
Nuisance	0
Premise Liability	31
Product Liability	1
Slander/Libel/Defamation	8
Other	40

MASS TORT 0

Asbestos	0
Tobacco	0
Toxic Tort - DES	0
Toxic Tort - Implant	0
Toxic Waste	0
Other	0

PROFESSIONAL LIABILITY 14 0.8%

Dental	0
Legal	0
Medical Malpractice	12
Other	2

CONTRACT 872 51.7%

(does not include judgments)

Buyer Plaintiff	15
Debt Collection: Credit Card	435
Debt Collection: Other	269
Employment Dispute: Discrimination	4
Employment Dispute: Other	7
Other	142

Of the Docketed Cases:

Pro Se Filings: 111 6.6% Class Action Suits: 3 0.2% MDJ Appeals: 88 5.2%

*Civil Other

REAL PROPERTY 315 18.7%

Ejectment*	18
Eminent Domain/Condemnation*	0
Ground Rent	0
Landlord/Tenant Dispute	46
Mortgage Foreclosure:	
Residential*	206
Commercial*	7
Partition of Real Property*	8
Quiet Title*	13
Other*	17

CIVIL APPEALS 152 9.0%

- Administrative Agencies

Board of Assessment*	0
Board of Elections*	37
Dept. of Transportation*	77
Zoning Board*	2
Statutory Appeal - Other*	1
Other*	35

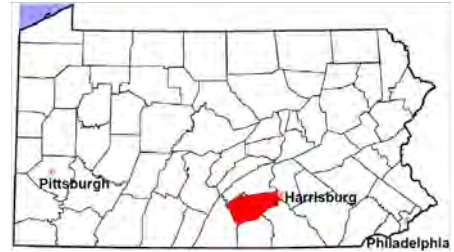
MISCELLANEOUS 126 7.5%

Common Law/	
Statutory Arbitration*	0
Declaratory Judgment*	6
Mandamus*	1
Non-Domestic Relations	
Restraining Order*	0
Quo Warranto*	1
Replevin*	12
Other*	106

TOTAL DOCKETED CASES: 1,688 100.0%

Cumberland County

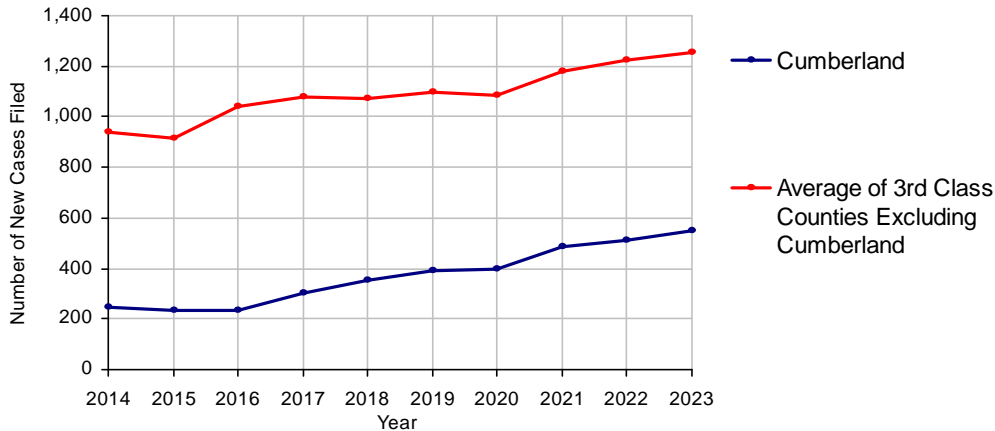
2023 Population estimate: 270,738
 Class of County: 3rd
 No. of Common Pleas Court Judgeships: 7



2023 Protection From Abuse

	No. of Petitions
Cases Pending 1/1/2023	419
New Cases Filed in 2023	550
<i>Of these, Petitions Requesting Temporary Orders: 535 (97.3%)</i>	
<i>Temporary Orders DENIED: 134 (25.0%), Temporary Orders GRANTED: 401 (75.0%)</i>	
Cases Available for Processing	969
Processed By:	
Temporary Order DENIED After Ex Parte Hearing and No Evidentiary Hearing Scheduled	4 0.9%
Temporary Order DISMISSED After Evidentiary Hearing and No Final Order Entered	23 5.0%
Final Order DENIED After Evidentiary Hearing Before a Judge or a Judicial Officer	30 6.5%
Final Order GRANTED After Evidentiary Hearing Before a Judge or a Judicial Officer	106 22.9%
Plaintiff Did Not Appear For Evidentiary Hearing	36 7.8%
Final Order by STIPULATION OR AGREEMENT Between the Parties	110 23.8%
Petition WITHDRAWN by Plaintiff	150 32.4%
TRANSFERRED to Another Jurisdiction	3 0.6%
Other	1 0.2%
Cases Processed	463 100.0%
Cases Pending 12/31/2023	506

PFA New Cases Filed, 2014-2023



Cumberland County

2023 Population estimate: 270,738

Class of County: 3rd

No. of Common Pleas Court Judgeships: 7



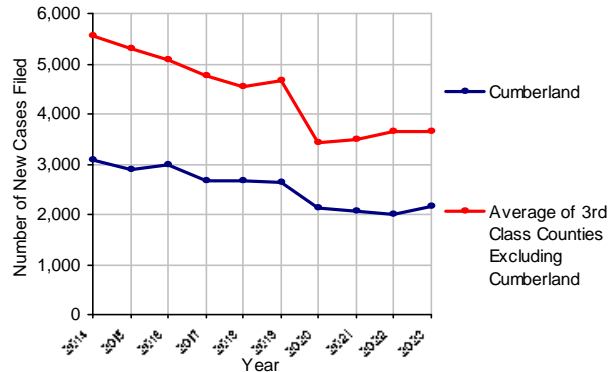
2023 Spousal & Child Support	No. of Petitions
Cases Pending 1/1/2023	404
New Cases Filed in 2023	2,167
Dockets Transferred In (+)	22
Dockets Transferred Out (-)	38
Cases Available for Processing	2,555
Processed By:	
Judge	32 1.4%
Intake Officer	1,991 90.2%
Hearing Officer	184 8.3%
Other	0
Cases Processed	2,207 100.0%
Cases Pending 12/31/2023	348

Data provided by PACSES

2023 Paternity	No. of Cases
Acknowledgements Filed:	
Non-Domestic Relations Section	239 86.9%
During Conference	22 8.0%
Non-Stipulated (post genetic test)	0
Pre-Trial Conference	14 5.1%
Total	275 100.0%
Established:	
Stipulated by Genetic Tests	2 2.9%
Default - Father Failed to Appear	25 35.7%
Adjudication by Court Proceeding	0
Out of State	43 61.4%
Total	70 100.0%
Cases Pending 12/31/2023	43

Data provided by PACSES

Spousal & Child Support New Cases, 2014-2023



DEFINITIONS:

ACKNOWLEDGEMENTS FILED:

NON-DOMESTIC RELATIONS SECTION: The voluntary Acknowledgement of Paternity by the alleged father.

DURING CONFERENCE: The alleged father signed the Acknowledgement of Paternity-Waiver of Trial (PE-010) at the initial child support conference.

NON-STIPULATED (POST GENETIC TEST): The alleged father signed the Acknowledgement of Paternity-Waiver of Trial after genetic tests were conducted and resulted in the alleged father being determined to be the biological father.

PRE-TRIAL CONFERENCE: The alleged father signed the Acknowledgement of Paternity-Waiver of Trial at the pre-trial conference.

ESTABLISHED:

STIPULATED BY GENETIC TESTS: The alleged father requested genetic tests and signed a stipulation that if the test results had a 99% or higher probability of paternity then the alleged father would be stipulated as the biological father of the child.

DEFAULT - FATHER FAILED TO APPEAR: The alleged father failed to appear after being served for either a support conference, hearing, or genetic test and a default paternity order was entered by the court.

ADJUDICATION BY COURT PROCEEDING: The alleged father was determined to be the biological father of the child through a court proceeding.

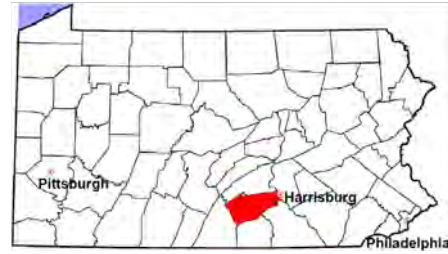
OUT OF STATE: Paternity was established in another state, "Out of state only".

Cumberland County

2023 Population Estimate: 270,738

Class of County: 3rd

No. of Common Pleas Court Judgeships: 7



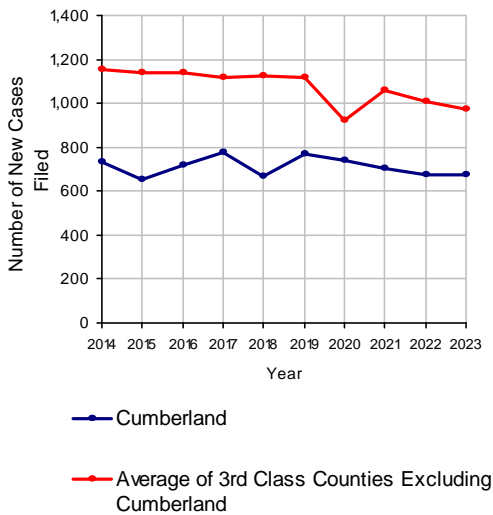
2023 Custody/Partial Custody/Visitation

No. of Petitions

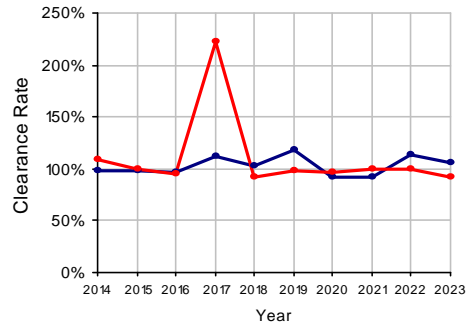
Cases Pending 1/1/2023	83 ^(R)
New Cases Filed in 2023	673
Cases Available for Processing	756
Processed By:	
Judge	179 25.0%
Non-Judicial Officer	508 71.0%
Administrative Review/Purge	0
Other	28 3.9%
Cases Processed	715 100.0%
Cases Pending 12/31/2023	41

(R) - Revised

Custody/Partial Custody/Visitation New Cases Filed, 2014-2023

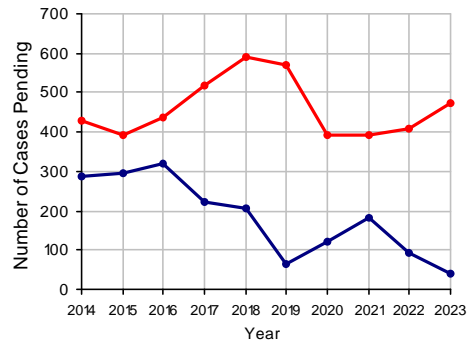


Clearance Rate, 2014-2023



Note: Clearance Rate = Cases Processed / New Cases Filed

Cases Pending at the End of Year, 2014-2023

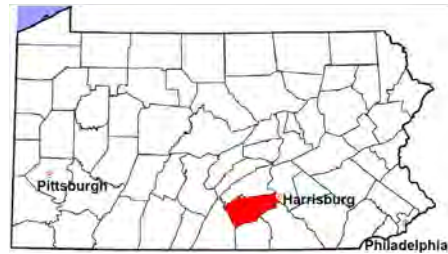


Cumberland County

2023 Population estimate: 270,738

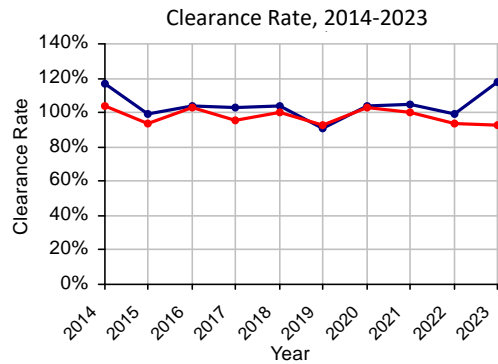
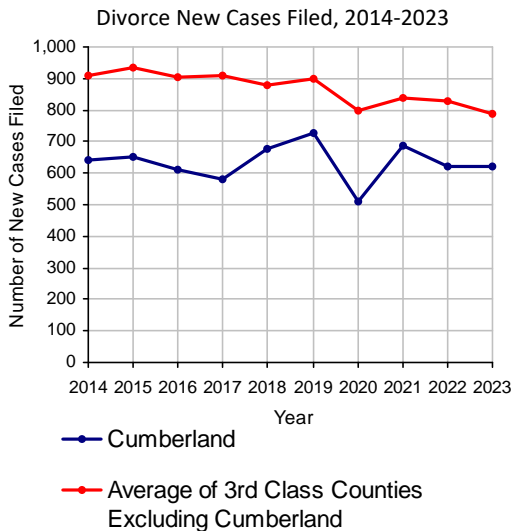
Class of County: 3rd

No. of Common Pleas Court Judgeships: 7

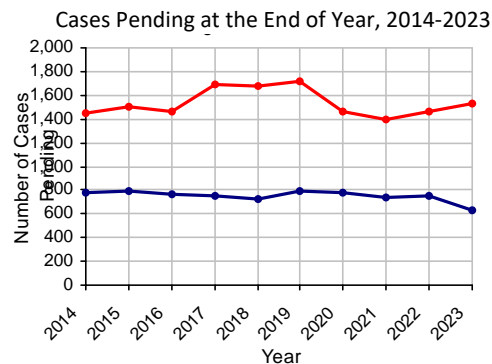


2023 Divorce

	No. of Petitions	
Cases Pending 1/1/2023	750	
New Cases Filed in 2023	621	
Cases Available for Processing	1,371	
Processed By:		
Contested Before a Judge	1	0.1%
Contested Before a Non-Judicial Officer	107	14.6%
Uncontested	600	81.7%
Administrative Review/Purge	1	0.1%
Other	25	3.4%
Cases Processed	734	100.0%
Cases Pending 12/31/2023	637	

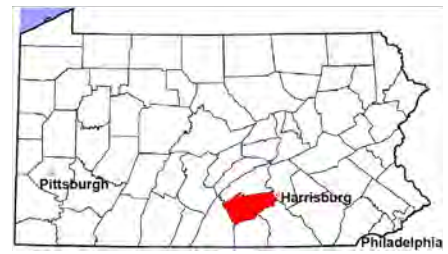


Note: Clearance Rate = Cases Processed / New Cases Filed



Cumberland County

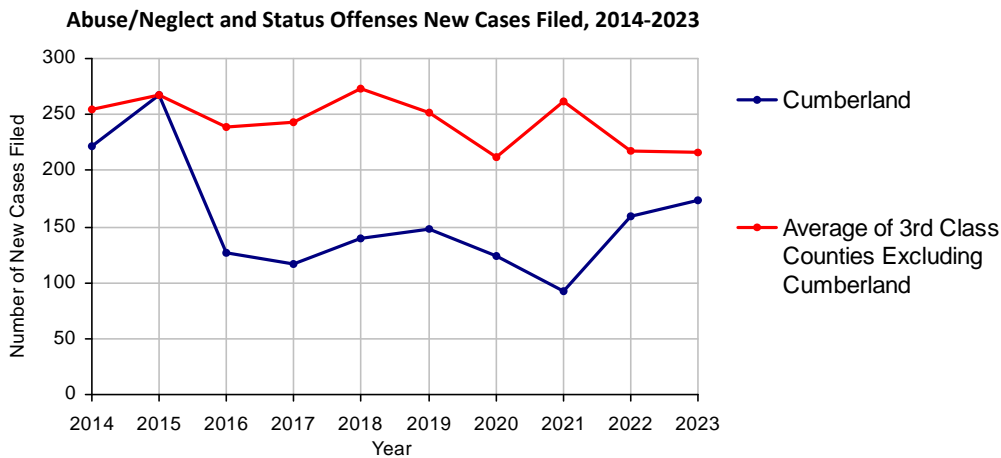
2023 Population estimate: 270,738
 Class of County: 3rd
 No. of Common Pleas Court Judgeships: 7



2023 Juvenile Dependency - Petitions Pending Adjudication

	Abuse/ Neglect	Status Offenses	Total
Cases Pending 1/1/2023	33	0	33
New Petitions Filed in 2023	172	1	173
Other	14	0	14
Total Petitions Available for Processing	219	1	220
Processed by:			
Adjudicated Dependent			
Judge	4	0	4
Juvenile Court Hearing Officer	116	1	117
Adjudicated NOT Dependent			
Judge	0	0	0
Juvenile Court Hearing Officer	15	0	15
Withdrawn/Dismissed/Inactive	30	0	30
Other	19	0	19
Total Petitions Processed	184	1	185
Cases Pending 12/31/2023	35	0	35

Data provided by CPCMS

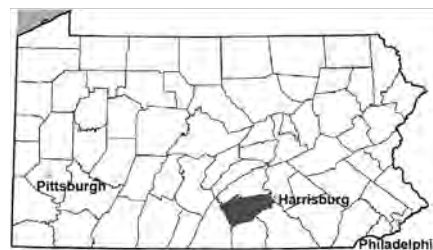


Cumberland County

2023 Population estimate: 270,738

Class of County: 3rd

No. of Common Pleas Court Judgeships: 7



2023 Juvenile Dependency - Adjudicated Dependent Inventory

	Abuse/ Neglect	Status Offenses	Total
Cases Pending 1/1/2023	221	2	223
New Adjudicated Dependent Cases	120	1	121
Other	1	0	1
Total Adjudicated Dependent Cases	342	3	345

Court Supervision Terminated:

Family Reunification	30	30.3%	0	30	30.0%	
Adoption	35	35.4%	1	100.0%	36	36.0%
Placement with a Relative/Guardian	11	11.1%	0		11	11.0%
Aged Out	13	13.1%	0		13	13.0%
Other Permanency Outcomes*	4	4.0%	0		4	4.0%
Other**	6	6.1%	0		6	6.0%

Total Adjudicated Dependent Cases Terminated	99	100.0%	1	100.0%	100	100.0%
---	-----------	---------------	----------	---------------	------------	---------------

Cases Pending 12/31/2023	243		2		245
---------------------------------	------------	--	----------	--	------------

Data provided by CPCMS

* Other Permanency Outcomes include: adjudicated delinquent, death due to natural causes, emancipation, permanent living arrangement, and parent has come forward.

** Other includes cases where court supervision is terminated due to transfer out of jurisdiction, withdrawal and administrative closure.

Cumberland County

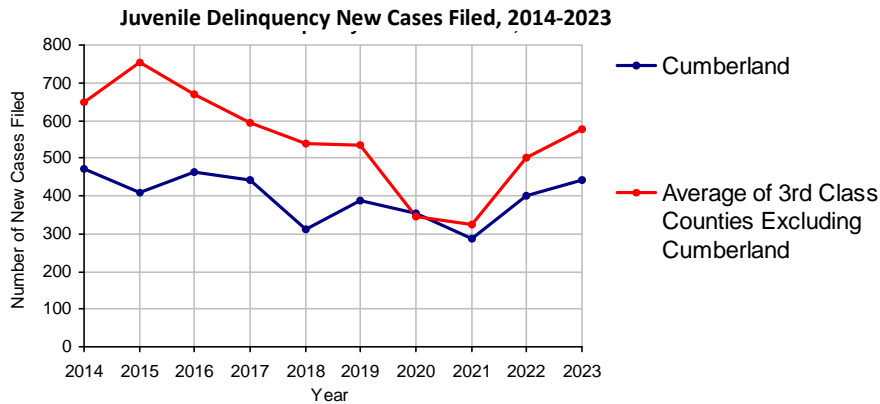
2023 Population estimate: 270,738
 Class of County: 3rd
 No. of Common Pleas Court Judgeships: 7



2023 Juvenile Delinquency - Cases Pending Disposition

Begin Pending	162
New Cases	443
Consent Decree Revoked	22
Informal Adjustment Program Revoked	16
Alternative Program Revoked	0
Warrant Returned	2
Other	44
Total Cases Available for Disposition	689
Warrant Issued	6
Disposed by:	
Adjudicated Delinquent by a Judge	106
Adjudicated Delinquent by a Juvenile Court Hearing Officer	0
Consent Decree Entered	155
Informal Adjustment Program Entered	154
Warned and Counseled (Pre-Petition)	0
Dismissed/Withdrawn/Transferred	108
Transferred to Criminal Court	3
Other	4
Total Cases Disposed	530
End Pending	153

Data provided by CPCMS



Cumberland County

2023 Population: 270,738
 Class of County: 3rd
 No. of Common Pleas Judgeships: 7

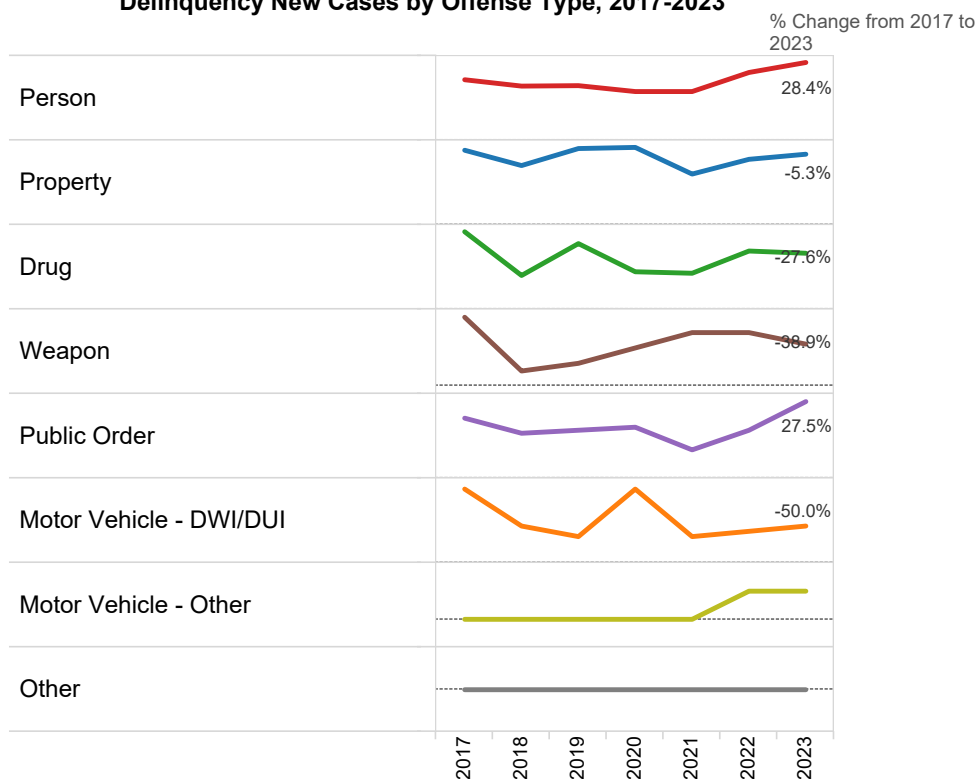


2023 Delinquency - New Cases by Offense Type

Case Type	Felony	Misdemeanor	Summary	Total	
Person	41	131	0	172	38.8%
Property	54	71	0	125	28.2%
Drug	4	72	0	76	17.2%
Weapon	4	7	0	11	2.5%
Public Order	5	46	0	51	11.5%
Motor Vehicle - DWI/DUI	0	7	0	7	1.6%
Motor Vehicle - Other	0	1	0	1	0.2%
Other	0	0	0	0	0.0%
Total	108	335	0	443	100.0%
	24.4%	75.6%	0.0%	100.0%	

Data provided by CPCMS

Delinquency New Cases by Offense Type, 2017-2023



Cumberland County

2023 Population estimate: 270,738
Class of County: 3rd
No. of Common Pleas Court Judgeships: 7



2023 Juvenile Delinquency - Formal Dispositions

Begin Pending	95
Adjudicated Delinquent by a Judge	106
Adjudicated Delinquent by a Juvenile Court Hearing Officer	0
Warrant Returned	9
Other	2
Total Adjudicated Delinquent Cases	212
Warrant Issued	8
Court Supervision Terminated:	
Conditions Satisfied	19
Compelling Reasons	8
Reached Age 21	2
Transferred to Another Juvenile Court	0
Other	6
Total Adjudicated Delinquent Cases Terminated	35
End Pending	169

(R) - Revised
Data provided by CPCMS

Cumberland County

2023 Population estimate: 270,738
 Class of County: 3rd
 No. of Common Pleas Court Judgeships: 7

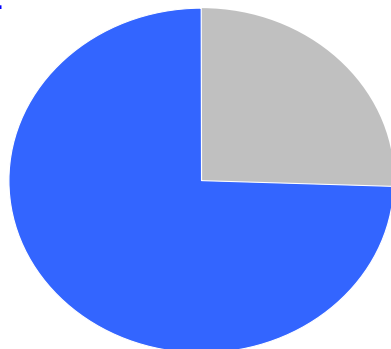


2023 Juvenile Delinquency - Informal Dispositions

Pending Consent Decrees	64
Pending Informal Adjustments	43
New Consent Decrees	155
New Informal Adjustments	154
Warrant Returned	0
Other	1
Cases Informally Disposed	417
Warrant Issued	1
Terminated by:	
Consent Decree Completed	100
Informal Adjustment Completed	137
Consent Decree Revoked	22
Informal Adjustment Program Revoked	16
Other	8
Total Informally Disposed Cases Terminated	283
End Pending	133

(R) - Revised
 Data provided by CPCMS

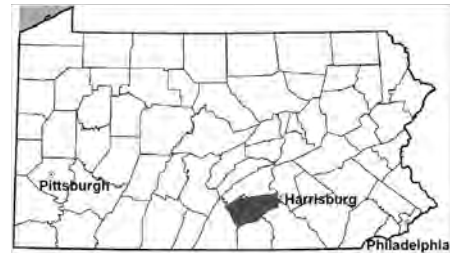
Informal Dispositions: **74%**



Delinquency Cases are disposed either formally, at a proceeding held before a judge or hearing officer, or informally without a proceeding. Informal dispositions include informal adjustments supervised by a juvenile probation officer; consent decrees agreed upon with the District Attorney after a petition is filed; or other pre-petition process by the juvenile probation department.

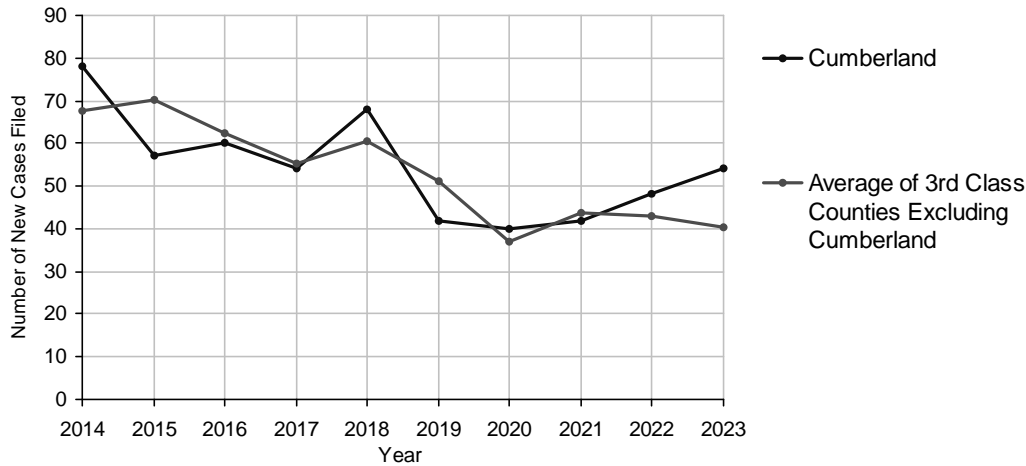
Cumberland County

2023 Population estimate: 270,738
 Class of County: 3rd
 No. of Common Pleas Court Judgeships: 7



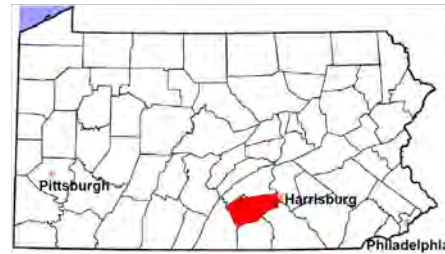
2023 Accounts	No. of Cases	
Cases Pending 1/1/2023	8	
New Cases Filed in 2023	54	
Cases Available for Processing	62	
Processed By:		
Contested before a Judge	2	3.6%
Contested before a Non-Judicial Officer	0	
Uncontested	54	96.4%
Other	0	
Cases Processed	56	100.0%
Cases Pending 12/31/2023	6	

Accounts New Cases Filed, 2014-2023



Cumberland County

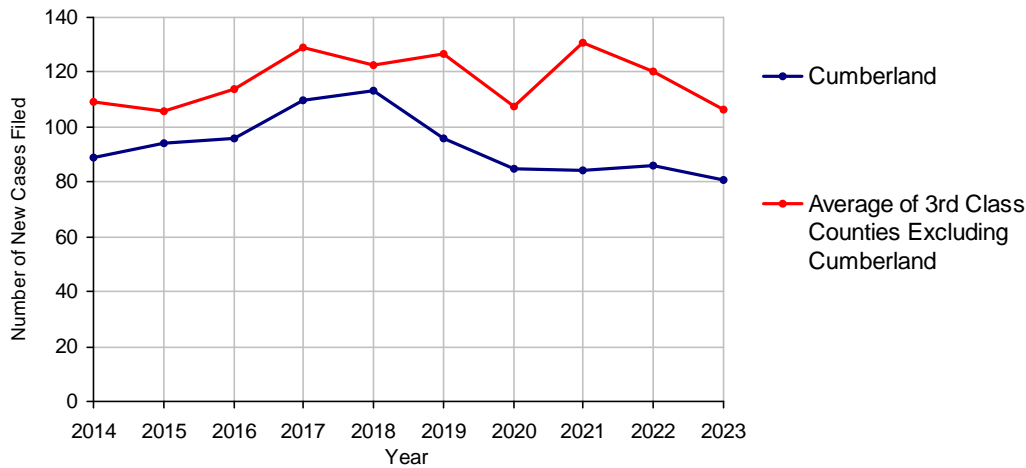
2023 Population estimate: 270,738
 Class of County: 3rd
 No. of Common Pleas Court Judgeships: 7



2023 Adoptions

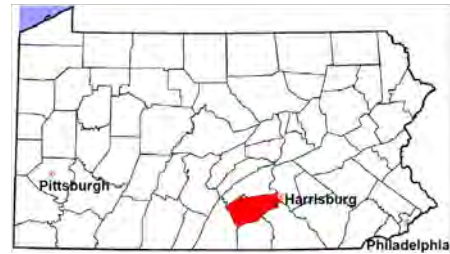
		No. of Cases	
Cases Pending 1/1/2023		13	
New Cases Filed in 2023		81	
Cases Available for Processing		94	
Processed By:			
Contested before a Judge	Granted	0	
	Denied	0	
Uncontested	Granted	72	98.6%
	Denied	0	
Other		1	1.4%
Cases Processed		73	100.0%
Cases Pending 12/31/2023		21	

Adoptions New Cases Filed, 2014-2023

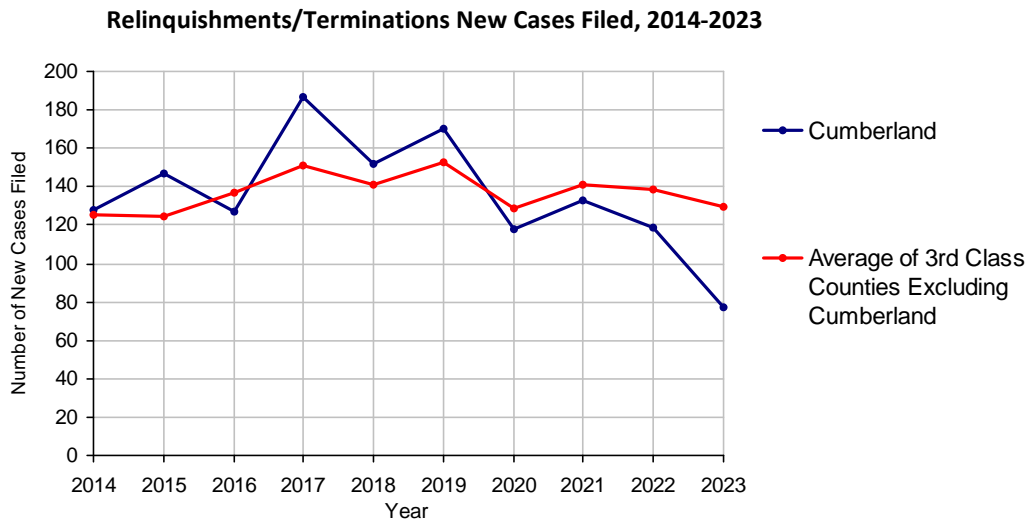


Cumberland County

2023 Population estimate: 270,738
 Class of County: 3rd
 No. of Common Pleas Court Judgeships: 7

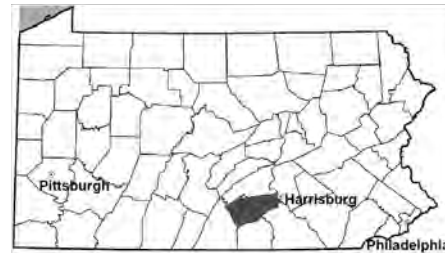


2023 Relinquishments/Terminations	No. of Cases	
Cases Pending 1/1/2023	39	
New Cases Filed in 2023	77	
Cases Available for Processing	116	
Processed By:		
Contested before a Judge	32	35.2%
Uncontested	51	56.0%
Other	8	8.8%
Cases Processed	91	100.0%
Cases Pending 12/31/2023	25	



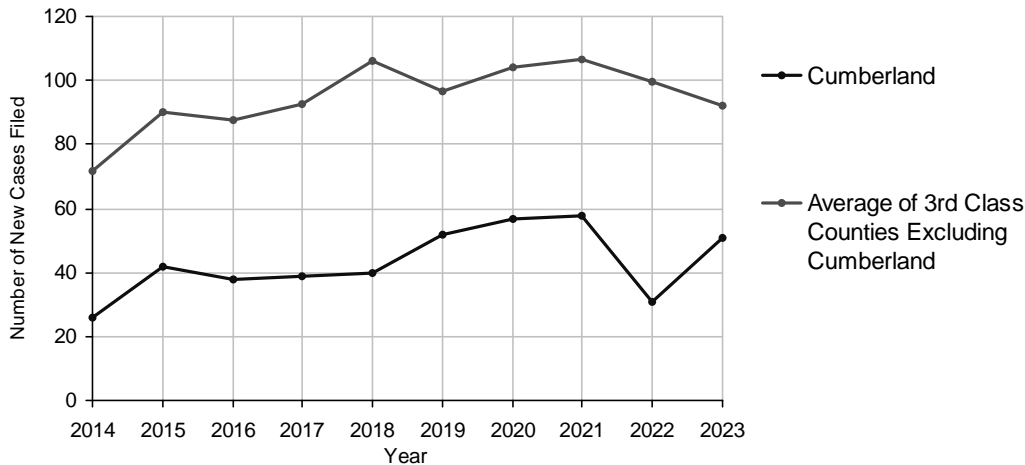
Cumberland County

2023 Population estimate: 270,738
 Class of County: 3rd
 No. of Common Pleas Court Judgeships: 7



2023 Appointment of Guardians	No. of Cases	
Cases Pending 1/1/2023	7	
New Cases Filed in 2023	51	
Cases Available for Processing	58	
Processed By:		
Contested before a Judge	0	
Uncontested	38	90.5%
Other	4	9.5%
Cases Processed	42	100.0%
Cases Pending 12/31/2023	16	

Appointment of Guardians New Cases Filed, 2014-2023



Cumberland County

2023 Population estimate: 270,738
 Class of County: 3rd
 No. of Common Pleas Court Judgeships: 7



2023 Jury Yield and Utilization

Jury Yield

Qualification Questionnaires/Summonses Mailed:	7,225	A		
Returned Undeliverable:	723	B	10.0%	Of Qualification Questionnaires/ Summonses Mailed
Not Responded to:	461	C	6.4%	
the Number of Prospective Jurors:				
Disqualified:	1,164	D	16.1%	
Exempted:	639	E	8.8%	
Excused:	1,152	F	15.9%	
Deferred to New Term:	586	G	8.1%	
Deferred from Previous Term:	553	H	7.7%	
Total Number of Qualified Jurors Available for Service:	3,053	I	42.3%	

$I = A - B - C - D - E - F - G + H$

Jury Utilization

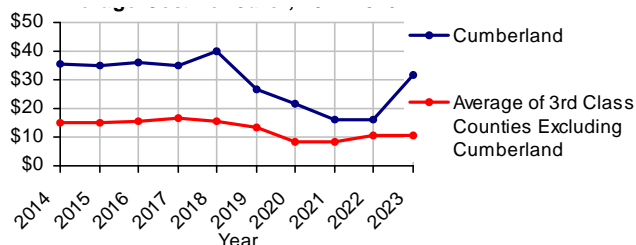
the Number of Jurors:			
Reporting for Service:	2,788	91.3%	Of Jurors Qualified and Available
Told Not to Report for Service:	350	11.5%	
Sent to Courtroom for Jury Selection (Voir Dire):	2,674	95.9%	Of Jurors Reporting for Service
Impaneled or Sworn (jurors/alternates):	930	33.4%	
Removed for Cause/Hardship:	250		
Removed by Peremptory Challenge:	958		
Number of Jury Trials Started:	68		
Pool Days:	24		
Zero Panel Days:	0		(Of Pool Days)

Jury Costs

Total Annual Budget for Juror Operations:	\$227,712.00	J
Average Cost Per Juror:	\$31.52	K

$K = J/A$

Average Cost Per Juror, 2014-2023

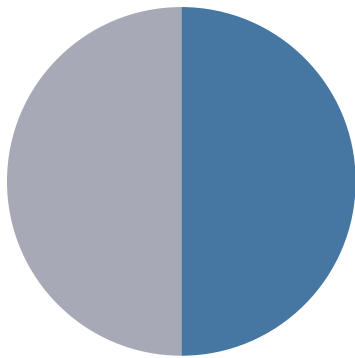


Cumberland County

2023 Problem Solving Courts


44 Discharges

Of All Court Participants Discharged:



50%
Graduated
Successfully

50 Admissions



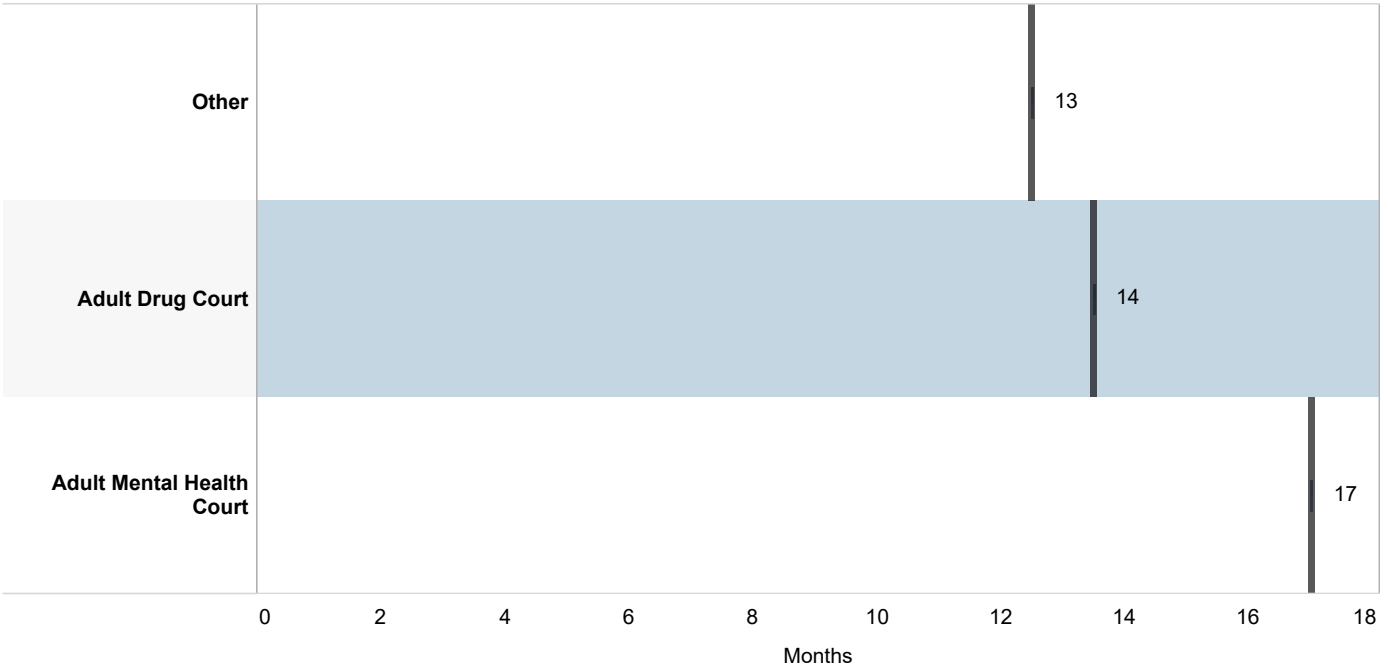
Discharge Reason

	Successfully Completed	Unsuccessful/New Offense	Unsuccessful /Non-Compliant	Unsuccessful /Absconded	Other	Total Discharges
Adult Drug Court	9 (50.0%)	5 (27.8%)	2 (11.1%)	2 (11.1%)		18 (100.0%)
Adult Mental Health Court	7 (70.0%)	2 (20.0%)	1 (10.0%)			10 (100.0%)
Other	6 (37.5%)		4 (25.0%)	5 (31.3%)	1 (6.3%)	16 (100.0%)

Cumberland County

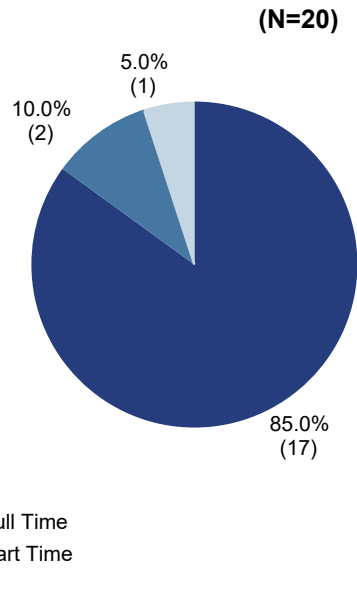

2023 Problem Solving Courts

Median Months from Admission to Discharge



Among successful graduates, there was a 54% increase in employment.

85% of the employed successful graduates were employed full time:



DEPARTMENT OF RESEARCH & STATISTICS

KIM NIEVES, PH.D.

DIRECTOR

ANDREW GINDER, MPA

ASSISTANT DIRECTOR

YAN LIU, M.S.

SENIOR STATISTICAL ANALYST

SASANKA ADIKARI, PH.D

DATA SCIENTIST

AMANDA PEREIRA

RESEARCH ASSISTANT