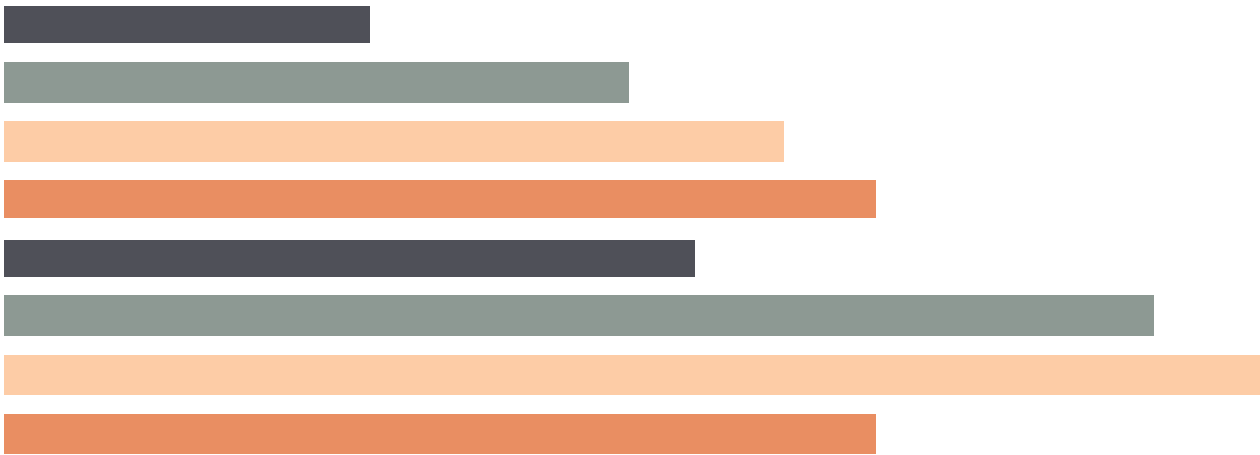
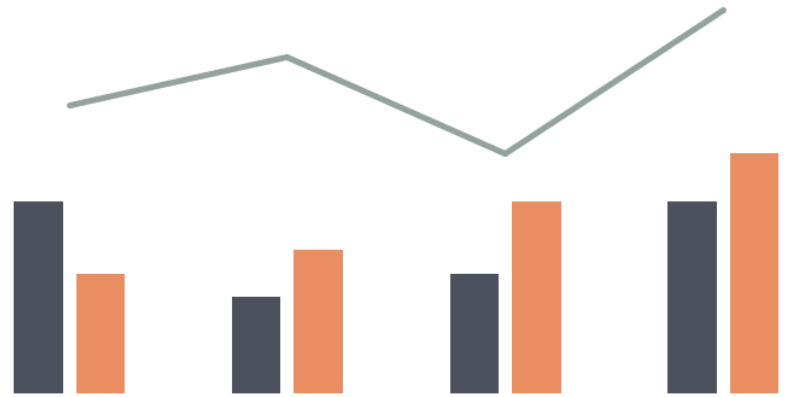


2023 Crawford County


Court of Common Pleas
Caseload Statistics for



We are pleased to provide you with a copy of the 2023 County Caseload Display pages. They can also be viewed on the AOPC webpage at www.pacourts.us in the *News & Statistics* section under *Research & Statistics*.

Should you have any questions or comments, please do not hesitate to contact me at 717.231.3300.

Sincerely,

A handwritten signature in black ink, appearing to read "Sasanka", written over a horizontal line.

Sasanka Adikari, Ph.D.
Data Scientist
Department of Research and Statistics

Table of Contents

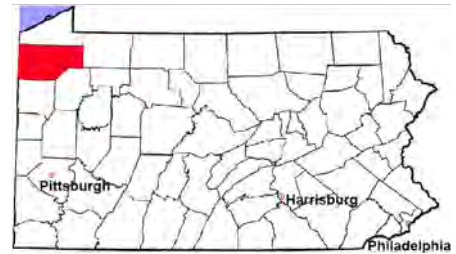
CPCMS Criminal	Page 1
CPCMS Criminal - New Cases by Case Type.....	Page 2
Civil.....	Page 3
Civil - Docketed Cases Listed by Case Type.....	Page 4
Protection From Abuse	Page 5
Spousal & Child Support and Paternity	Page 6
Custody/Partial Custody/Visitation.....	Page 7
Divorce	Page 8
Juvenile Dependency - Active Dependent Inventory	Page 9
Juvenile Dependency - Adjudicated Dependent Inventory	Page 10
Juvenile Delinquency - Cases Pending Disposition.....	Page 11
Juvenile Delinquency - New Cases by Case Type	Page 12
Juvenile Delinquency - Formal Dispositions	Page 13
Juvenile Delinquency - Informal Dispositions	Page 14
Accounts.....	Page 15
Adoptions.....	Page 16
Relinquishments/Terminations	Page 17
Appointment of Guardians	Page 18
Jury Yield and Utilization	Page 19

Crawford County

2023 Population estimate: 82,001

Class of County: 6th

No. of Common Pleas Court Judgeships: 3

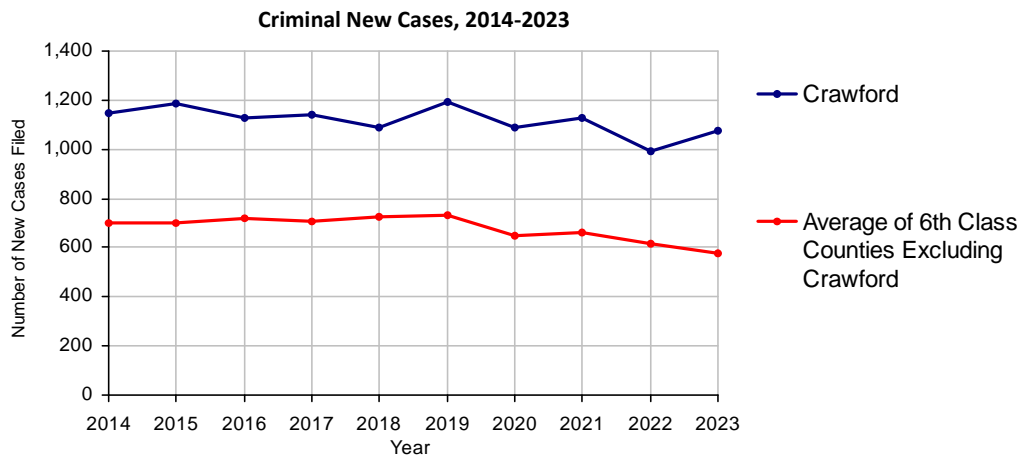


2023 Criminal	No. of Cases
Cases Pending 1/1/2023	499
New Cases Filed in 2023	1,075
Reopened Cases	58
Cases Available for Processing	1,632
Processed by:	
Withdrawn/Dismissed	24 2.2%
Diversionsary Disposition*	94 8.7%
Guilty Plea	885 81.7%
Non-Jury Trial	5 0.5%
Jury Trial	4 0.4%
Inactive	67 6.2%
Other	4 0.4%
Total Cases Processed	1,083 100.0%
Cases Pending 12/31/2023	549
Cases Awaiting Sentencing	119

Age of Pending Cases as of 12/31/2023		
0-60 Days	171	31.1%
61-120 Days	142	25.9%
121-180 Days	94	17.1%
181-240 Days	45	8.2%
241-300 Days	28	5.1%
301-360 Days	11	2.0%
Over 360 Days	58	10.6%
Total	549	100.0%

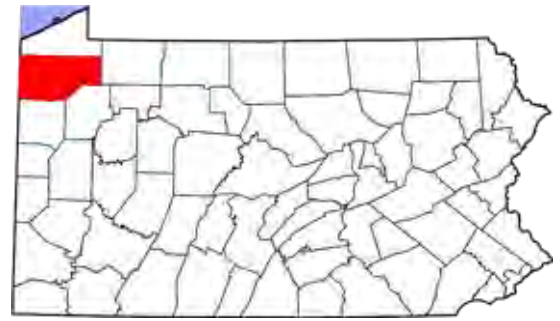
Data provided by CPCMS

* Includes other diversionary programs such as Veterans Court.



Crawford County

2023 Population: 82,001
 Class of County: 6th
 No. of Common Pleas Judgeships: 3

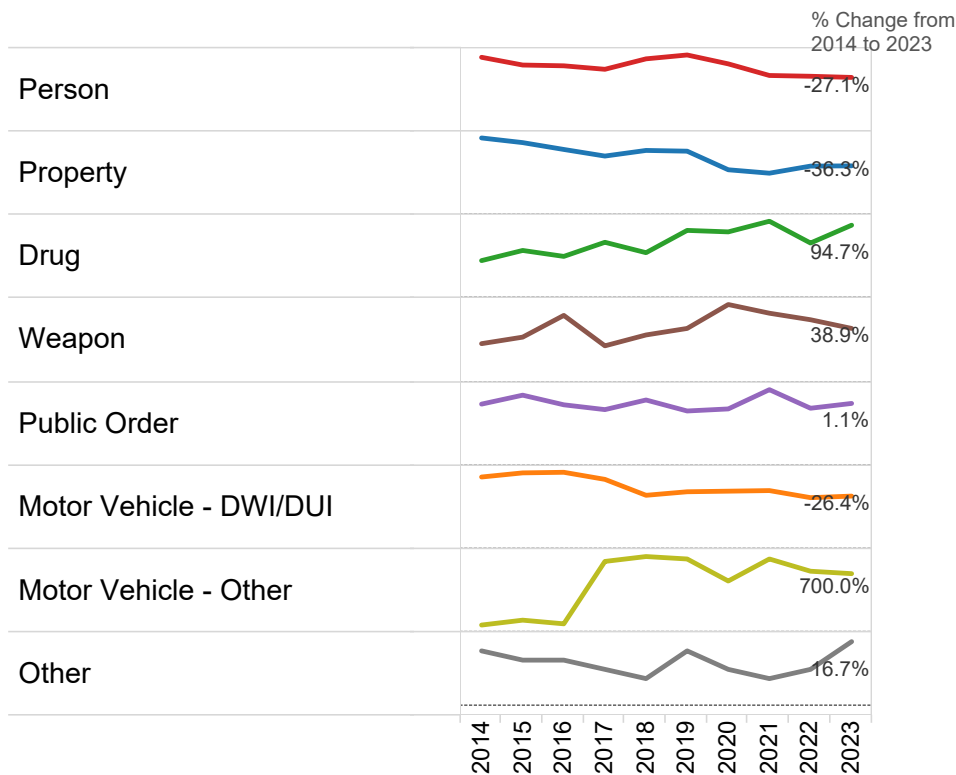


2023 Criminal - New Cases by Offense Type

Case Type	Felony	Misdemeanor	Summary	Total	
Person	68	72	0	140	13.0%
Property	102	95	3	200	18.6%
Drug	72	222	0	294	27.3%
Weapon	17	8	0	25	2.3%
Public Order	23	67	1	91	8.5%
Motor Vehicle - DWI/DUI	10	260	0	270	25.1%
Motor Vehicle - Other	1	10	37	48	4.5%
Other	5	1	1	7	0.7%
Total	298	735	42	1,075	100.0%
	27.7%	68.4%	3.9%	100.0%	

Data provided by CPCMS

Criminal New Cases by Offense Type, 2014-2023

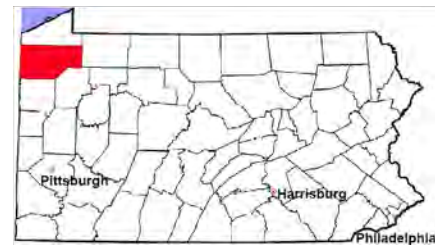


Crawford County

2023 Population estimate: 82,001

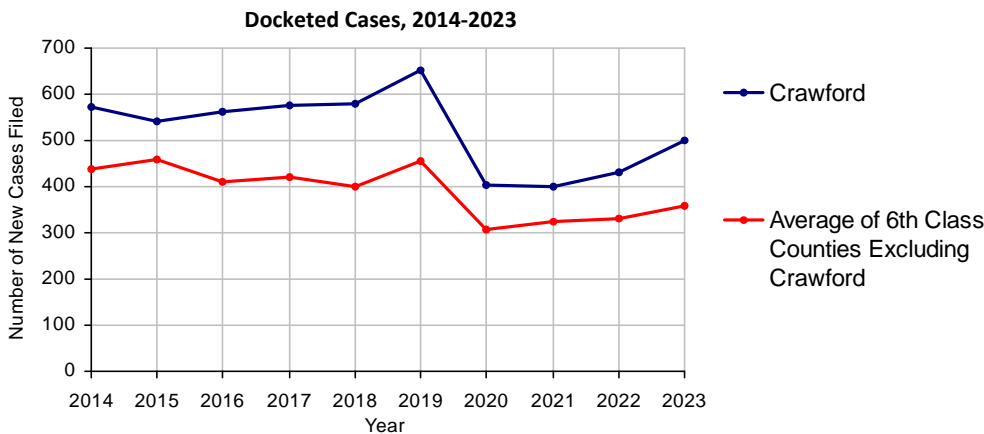
Class of County: 6th

No. of Common Pleas Court Judgeships: 3



2023 Civil	Civil Action	Other	Total
Cases Pending 1/1/2023	369	181	550
Docketed Cases	303	198	501
Arbitration Appeals	3	0	3
Transferred In	1	0	1
Returned to Active	38	7	45
Cases Available for Processing	714	386	1,100
Processed By:			
Default Judgments	111	83	194
Cases Decided by Arbitration Board	10	0	10
Dispositive Motions	2	20	22
Settlements	42	6	48
Moved to Inactive Status	1	1	2
Transferred/Withdrawn	4	8	12
Dismissed/Discontinued	126	56	182
Administrative Purge	56	11	67
Other	3	21	24
Jury Trial	2	0	2
Non-Jury Trial	0	1	1
Total Cases Processed	357	207	564
Cases Pending 12/31/2023	357	179	536

Age of Pending Cases as of 12/31/2023 (Civil Action Only)		
0-6 months	134	37.5%
7-12 months	47	13.2%
13-18 months	31	8.7%
19-24 months	25	7.0%
25-30 months	29	8.1%
31-36 months	38	10.6%
37-42 months	9	2.5%
43-48 months	8	2.2%
49-54 months	8	2.2%
55-60 months	8	2.2%
61-66 months	4	1.1%
67-72 months	6	1.7%
Over 72 months	10	2.8%
Total	357	100.0%



Crawford County

2023 Population estimate: 82,001

Class of County: 6th

No. of Common Pleas Court Judgeships: 3



2023 Civil - Docketed Cases Listed by Case Type

TORT	48	9.6%	REAL PROPERTY	141	28.1%
<i>(does not include mass tort)</i>			Ejectment*	8	
Intentional	2		Eminent Domain/Condemnation*	1	
Malicious Prosecution	1		Ground Rent	0	
Motor Vehicle	27		Landlord/Tenant Dispute	15	
Nuisance	1		Mortgage Foreclosure:		
Premise Liability	4		Residential*	96	
Product Liability	1		Commercial*	3	
Slander/Libel/Defamation	2		Partition of Real Property*	2	
Other	10		Quiet Title*	14	
MASS TORT	0		Other*	2	
Asbestos	0		CIVIL APPEALS	33	6.6%
Tobacco	0		<i>- Administrative Agencies</i>		
Toxic Tort - DES	0		Board of Assessment*	4	
Toxic Tort - Implant	0		Board of Elections*	0	
Toxic Waste	0		Dept. of Transportation*	27	
Other	0		Zoning Board*	1	
PROFESSIONAL LIABILITY	6	1.2%	Statutory Appeal - Other*	1	
Dental	1		Other*	0	
Legal	0		MISCELLANEOUS	39	7.8%
Medical Malpractice	4		Common Law/		
Other	1		Statutory Arbitration*	1	
CONTRACT	234	46.7%	Declaratory Judgment*	5	
<i>(does not include judgments)</i>			Mandamus*	0	
Buyer Plaintiff	9		Non-Domestic Relations		
Debt Collection: Credit Card	153		Restraining Order*	3	
Debt Collection: Other	59		Quo Warranto*	0	
Employment Dispute: Discrimination	1		Replevin*	6	
Employment Dispute: Other	1		Other*	24	
Other	11		TOTAL DOCKETED CASES:	501	100.0%

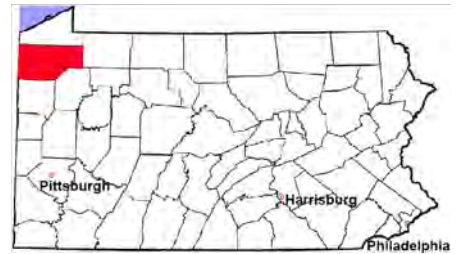
Of the Docketed Cases:

Pro Se Filings: 28 5.6% Class Action Suits: 6 1.2% MDJ Appeals: 32 6.4%

*Civil Other

Crawford County

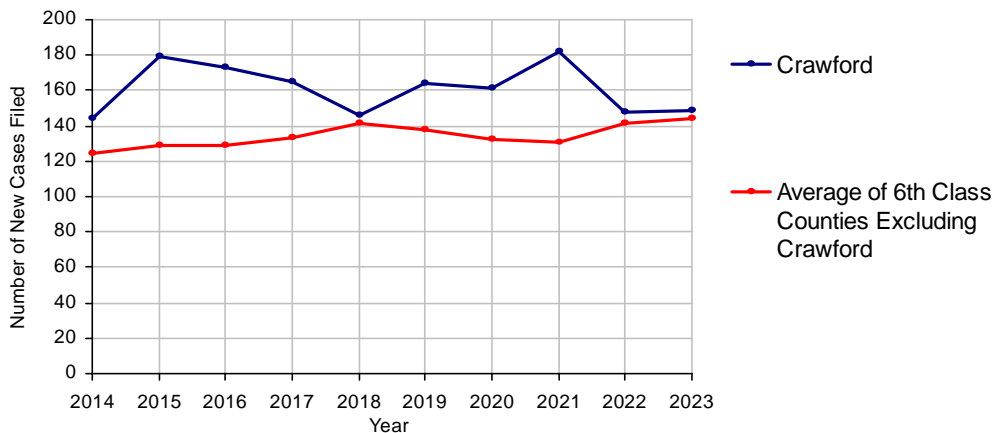
2023 Population estimate: 82,001
 Class of County: 6th
 No. of Common Pleas Court Judgeships: 3



2023 Protection From Abuse

	No. of Petitions
Cases Pending 1/1/2023	7
New Cases Filed in 2023	149
<i>Of these, Petitions Requesting Temporary Orders: 149 (100.0%)</i>	
<i>Temporary Orders DENIED: 4 (2.7%), Temporary Orders GRANTED: 145 (97.3%)</i>	
Cases Available for Processing	156
Processed By:	
Temporary Order DENIED After Ex Parte Hearing and No Evidentiary Hearing Scheduled	0
Temporary Order DISMISSED After Evidentiary Hearing and No Final Order Entered	0
Final Order DENIED After Evidentiary Hearing Before a Judge or a Judicial Officer	9 6.0%
Final Order GRANTED After Evidentiary Hearing Before a Judge or a Judicial Officer	21 14.1%
Plaintiff Did Not Appear For Evidentiary Hearing	19 12.8%
Final Order by STIPULATION OR AGREEMENT Between the Parties	66 44.3%
Petition WITHDRAWN by Plaintiff	34 22.8%
TRANSFERRED to Another Jurisdiction	0
Other	0
Cases Processed	149 100.0%
Cases Pending 12/31/2023	7

PFA New Cases Filed, 2014-2023



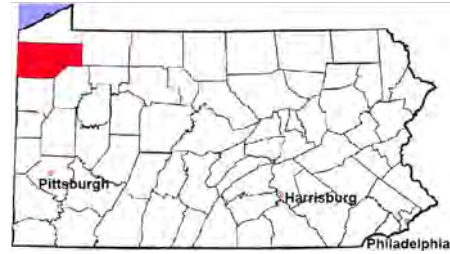
Note. The average of 6th class counties for 2023 excludes Tioga County due to unavailable data.

Crawford County

2023 Population estimate: 82,001

Class of County: 6th

No. of Common Pleas Court Judgeships: 3



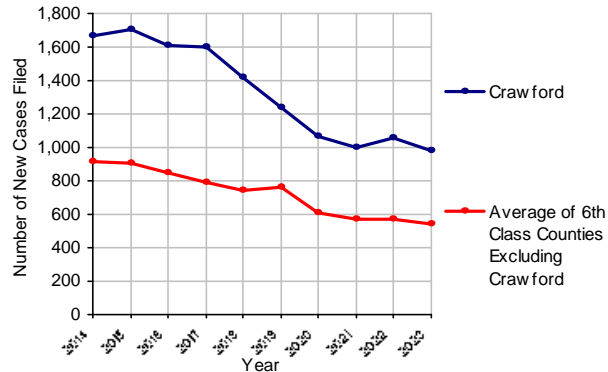
2023 Spousal & Child Support	No. of Petitions
Cases Pending 1/1/2023	145
New Cases Filed in 2023	981
Dockets Transferred In (+)	5
Dockets Transferred Out (-)	15
Cases Available for Processing	1,116
Processed By:	
Judge	28 2.8%
Intake Officer	971 97.2%
Hearing Officer	0
Other	0
Cases Processed	999 100.0%
Cases Pending 12/31/2023	117

Data provided by PACSES

2023 Paternity	No. of Cases
Acknowledgements Filed:	
Non-Domestic Relations Section	89 87.3%
During Conference	1 1.0%
Non-Stipulated (post genetic test)	0
Pre-Trial Conference	12 11.8%
Total	102 100.0%
Established:	
Stipulated by Genetic Tests	17 48.6%
Default - Father Failed to Appear	0
Adjudication by Court Proceeding	0
Out of State	18 51.4%
Total	35 100.0%
Cases Pending 12/31/2023	19

Data provided by PACSES

Spousal & Child Support New Cases, 2014-2023



DEFINITIONS:

ACKNOWLEDGEMENTS FILED:

NON-DOMESTIC RELATIONS SECTION: The voluntary Acknowledgement of Paternity by the alleged father.

DURING CONFERENCE: The alleged father signed the Acknowledgement of Paternity-Waiver of Trial (PE-010) at the initial child support conference.

NON-STIPULATED (POST GENETIC TEST): The alleged father signed the Acknowledgement of Paternity-Waiver of Trial after genetic tests were conducted and resulted in the alleged father being determined to be the biological father.

PRE-TRIAL CONFERENCE: The alleged father signed the Acknowledgement of Paternity-Waiver of Trial at the pre-trial conference.

ESTABLISHED:

STIPULATED BY GENETIC TESTS: The alleged father requested genetic tests and signed a stipulation that if the test results had a 99% or higher probability of paternity then the alleged father would be stipulated as the biological father of the child.

DEFAULT - FATHER FAILED TO APPEAR: The alleged father failed to appear after being served for either a support conference, hearing, or genetic test and a default paternity order was entered by the court.

ADJUDICATION BY COURT PROCEEDING: The alleged father was determined to be the biological father of the child through a court proceeding.

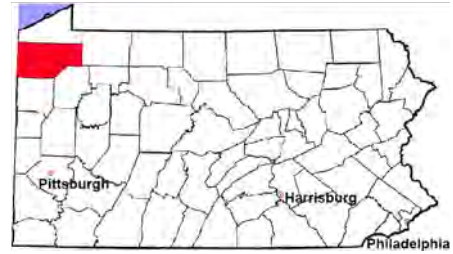
OUT OF STATE: Paternity was established in another state, "Out of state only".

Crawford County

2023 Population Estimate: 82,001

Class of County: 6th

No. of Common Pleas Court Judgeships: 3



2023 Custody/Partial Custody/Visitation

No. of Petitions

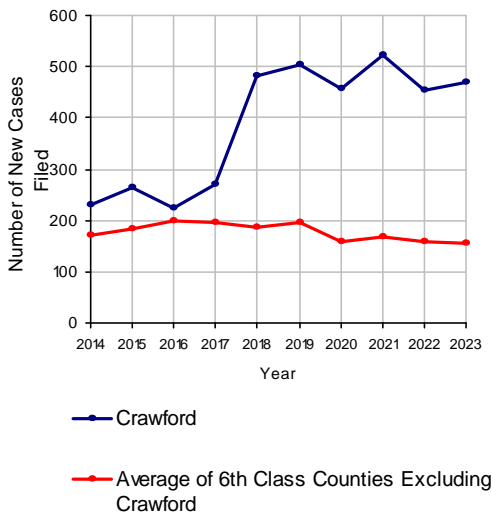
Cases Pending 1/1/2023	313 ^(R)	
New Cases Filed in 2023	470	
Cases Available for Processing	783	
Processed By:		
Judge	15	3.2%
Non-Judicial Officer	276	58.0%
Administrative Review/Purge	0	
Other	185	38.9%
Cases Processed	476	100.0%

Cases Pending 12/31/2023

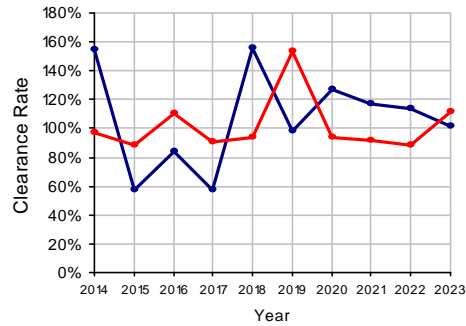
307

(R) - Revised

Custody/Partial Custody/Visitation New Cases Filed, 2014-2023

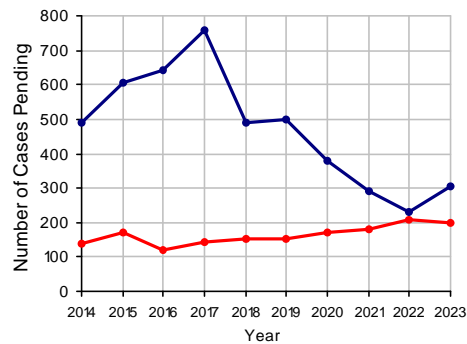


Clearance Rate, 2014-2023



Note: Clearance Rate = Cases Processed / New Cases Filed

Cases Pending at the End of Year, 2014-2023



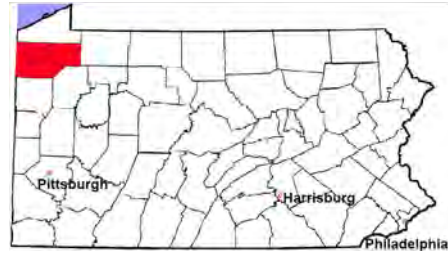
Note: The unusually high clearance rate in 2014 was due to an administrative review and purge.

Crawford County

2023 Population estimate: 82,001

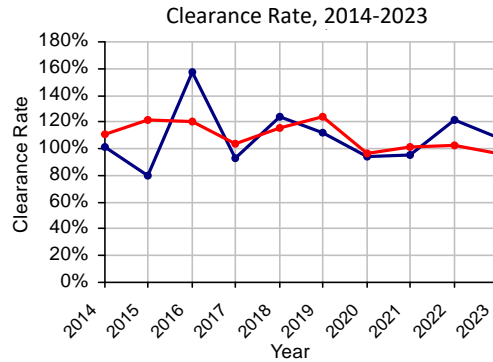
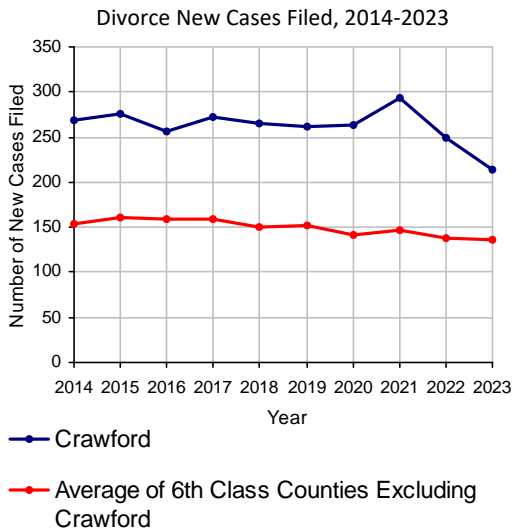
Class of County: 6th

No. of Common Pleas Court Judgeships: 3

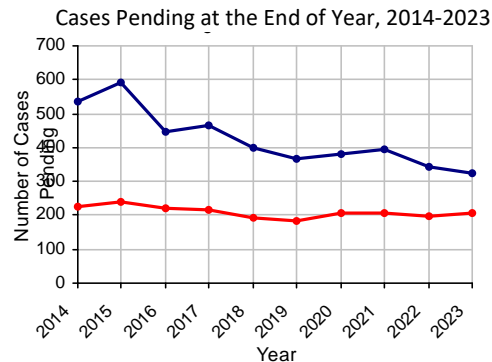


2023 Divorce

	No. of Petitions	
Cases Pending 1/1/2023	342	
New Cases Filed in 2023	214	
Cases Available for Processing	556	
Processed By:		
Contested Before a Judge	1	0.4%
Contested Before a Non-Judicial Officer	8	3.4%
Uncontested	171	73.7%
Administrative Review/Purge	23	9.9%
Other	29	12.5%
Cases Processed	232	100.0%
Cases Pending 12/31/2023	324	



Note: Clearance Rate = Cases Processed / New Cases Filed

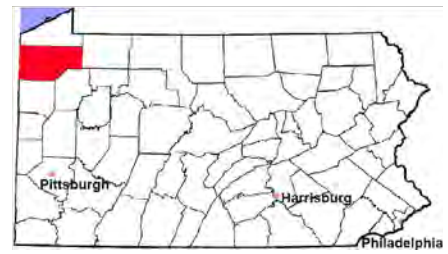


Crawford County

2023 Population estimate: 82,001

Class of County: 6th

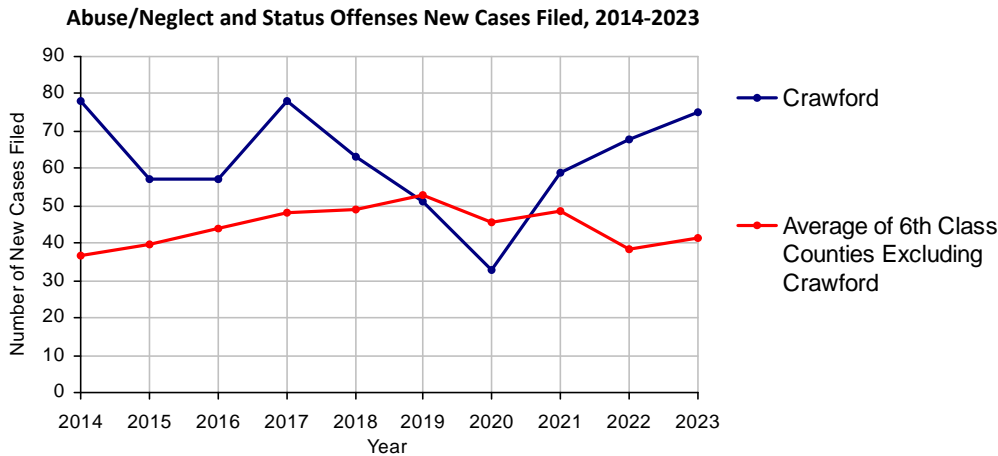
No. of Common Pleas Court Judgeships: 3



2023 Juvenile Dependency - Petitions Pending Adjudication

	Abuse/ Neglect	Status Offenses	Total
Cases Pending 1/1/2023	27	6	33
New Petitions Filed in 2023	20	55	75
Other	9	1	10
Total Petitions Available for Processing	56	62	118
Processed by:			
Adjudicated Dependent			
Judge	6	4	10
Juvenile Court Hearing Officer	19	34	53
Adjudicated NOT Dependent			
Judge	2	0	2
Juvenile Court Hearing Officer	0	6	6
Withdrawn/Dismissed/Inactive	14	3	17
Other	2	5	7
Total Petitions Processed	43	52	95
Cases Pending 12/31/2023	13	10	23

Data provided by CPCMS

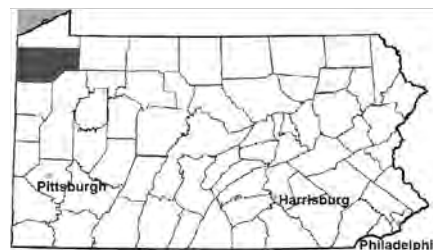


Crawford County

2023 Population estimate: 82,001

Class of County: 6th

No. of Common Pleas Court Judgeships: 3



2023 Juvenile Dependency - Adjudicated Dependent Inventory

	Abuse/ Neglect	Status Offenses	Total
Cases Pending 1/1/2023	61	4	65
New Adjudicated Dependent Cases	25	38	63
Other	2	0	2
Total Adjudicated Dependent Cases	88	42	130

Court Supervision Terminated:

Family Reunification	9	34.6%	1	20.0%	10	32.3%
Adoption	1	3.8%	0		1	3.2%
Placement with a Relative/Guardian	3	11.5%	3	60.0%	6	19.4%
Aged Out	4	15.4%	0		4	12.9%
Other Permanency Outcomes*	1	3.8%	1	20.0%	2	6.5%
Other**	8	30.8%	0		8	25.8%
Total Adjudicated Dependent Cases Terminated	26	100.0%	5	100.0%	31	100.0%
Cases Pending 12/31/2023	62		37		99	

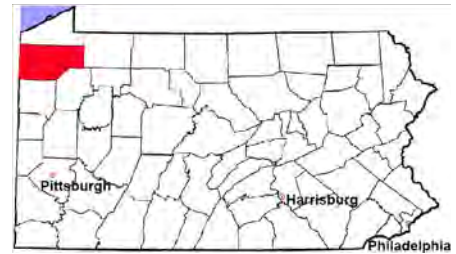
Data provided by CPCMS

* Other Permanency Outcomes include: adjudicated delinquent, death due to natural causes, emancipation, permanent living arrangement, and parent has come forward.

** Other includes cases where court supervision is terminated due to transfer out of jurisdiction, withdrawal and administrative closure.

Crawford County

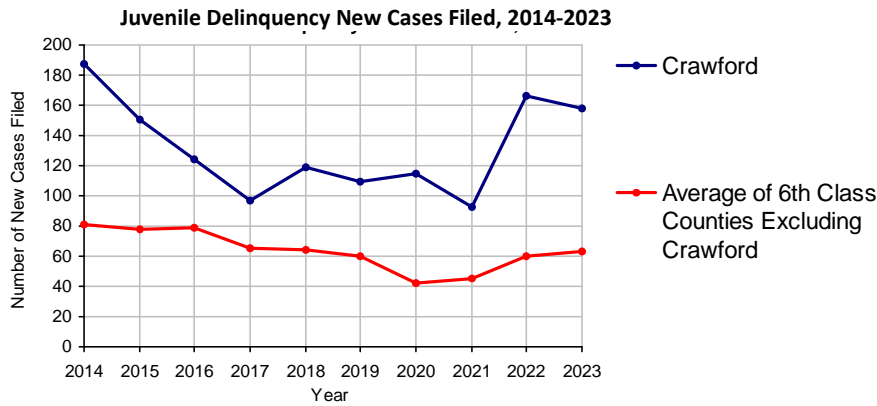
2023 Population estimate: 82,001
 Class of County: 6th
 No. of Common Pleas Court Judgeships: 3



2023 Juvenile Delinquency - Cases Pending Disposition

Begin Pending	90
New Cases	158
Consent Decree Revoked	0
Informal Adjustment Program Revoked	0
Alternative Program Revoked	0
Warrant Returned	0
Other	27
Total Cases Available for Disposition	275
Warrant Issued	1
Disposed by:	
Adjudicated Delinquent by a Judge	46
Adjudicated Delinquent by a Juvenile Court Hearing Officer	42
Consent Decree Entered	31
Informal Adjustment Program Entered	2
Warned and Counseled (Pre-Petition)	0
Dismissed/Withdrawn/Transferred	21
Transferred to Criminal Court	0
Other	16
Total Cases Disposed	158
End Pending	116

Data provided by CPCMS



Crawford County

2023 Population: 82,001
 Class of County: 6th
 No. of Common Pleas Judgeships: 3

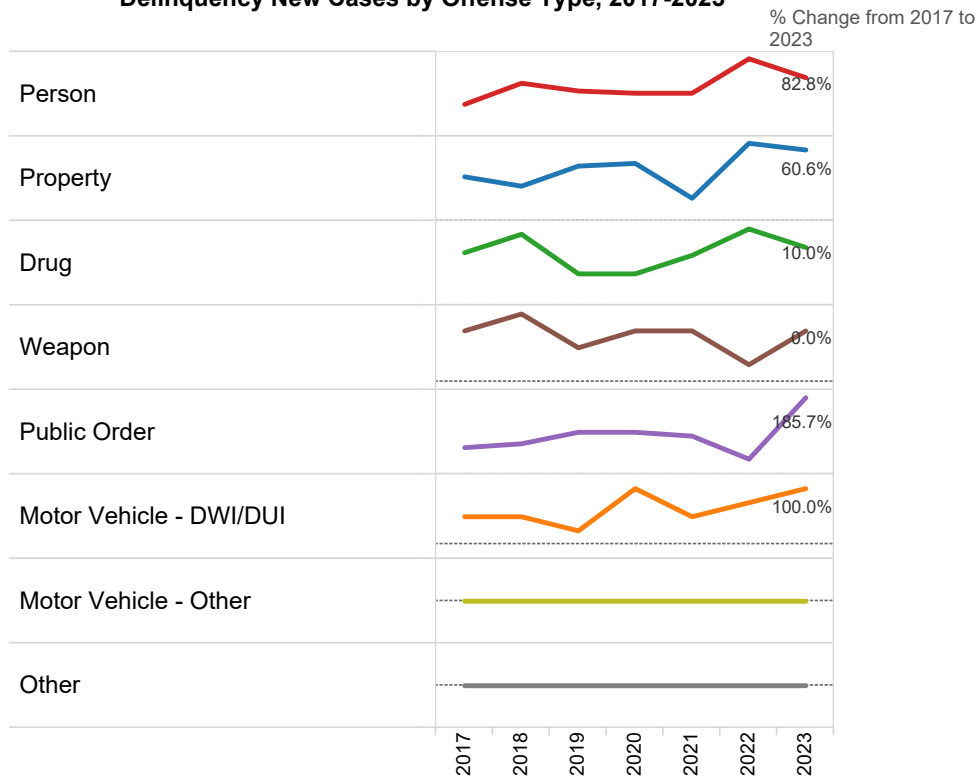


2023 Delinquency - New Cases by Offense Type

Case Type	Felony	Misdemeanor	Summary	Total	
Person	15	38	0	53	33.5%
Property	16	37	0	53	33.5%
Drug	1	21	0	22	13.9%
Weapon	2	4	0	6	3.8%
Public Order	4	15	1	20	12.7%
Motor Vehicle - DWI/DUI	0	4	0	4	2.5%
Motor Vehicle - Other	0	0	0	0	0.0%
Other	0	0	0	0	0.0%
Total	38	119	1	158	100.0%
	24.1%	75.3%	0.6%	100.0%	

Data provided by CPCMS

Delinquency New Cases by Offense Type, 2017-2023

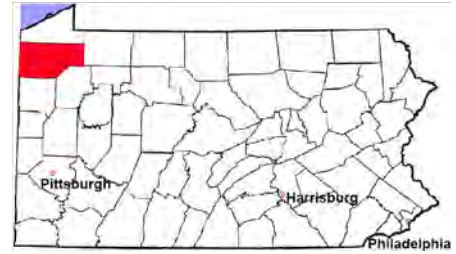


Crawford County

2023 Population estimate: 82,001

Class of County: 6th

No. of Common Pleas Court Judgeships: 3



2023 Juvenile Delinquency - Formal Dispositions

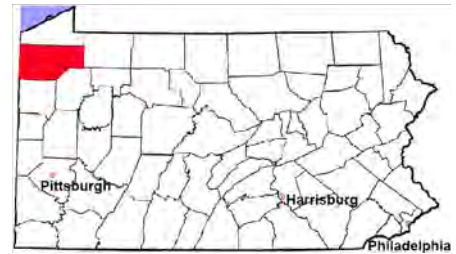
Begin Pending	110
Adjudicated Delinquent by a Judge	46
Adjudicated Delinquent by a Juvenile Court Hearing Officer	42
Warrant Returned	0
Other	1
Total Adjudicated Delinquent Cases	199
Warrant Issued	5
Court Supervision Terminated:	
Conditions Satisfied	67
Compelling Reasons	0
Reached Age 21	0
Transferred to Another Juvenile Court	0
Other	11
Total Adjudicated Delinquent Cases Terminated	78
End Pending	116

(R) - Revised

Data provided by CPCMS

Crawford County

2023 Population estimate: 82,001
 Class of County: 6th
 No. of Common Pleas Court Judgeships: 3

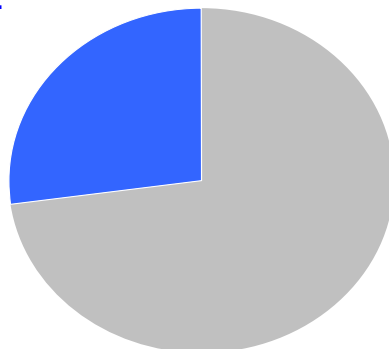


2023 Juvenile Delinquency - Informal Dispositions

Pending Consent Decrees	11
Pending Informal Adjustments	0
New Consent Decrees	31
New Informal Adjustments	2
Warrant Returned	0
Other	0
Cases Informally Disposed	44
Warrant Issued	0
Terminated by:	
Consent Decree Completed	30
Informal Adjustment Completed	0
Consent Decree Revoked	0
Informal Adjustment Program Revoked	0
Other	2
Total Informally Disposed Cases Terminated	32
End Pending	12

(R) - Revised
 Data provided by CPCMS

Informal Dispositions: **27%**



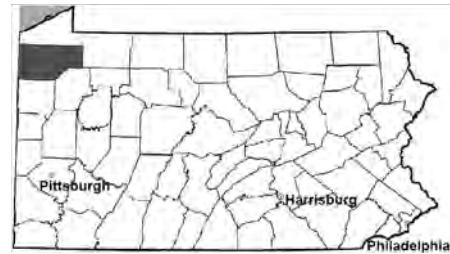
Delinquency Cases are disposed either formally, at a proceeding held before a judge or hearing officer, or informally without a proceeding. Informal dispositions include informal adjustments supervised by a juvenile probation officer; consent decrees agreed upon with the District Attorney after a petition is filed; or other pre-petition process by the juvenile probation department.

Crawford County

2023 Population estimate: 82,001

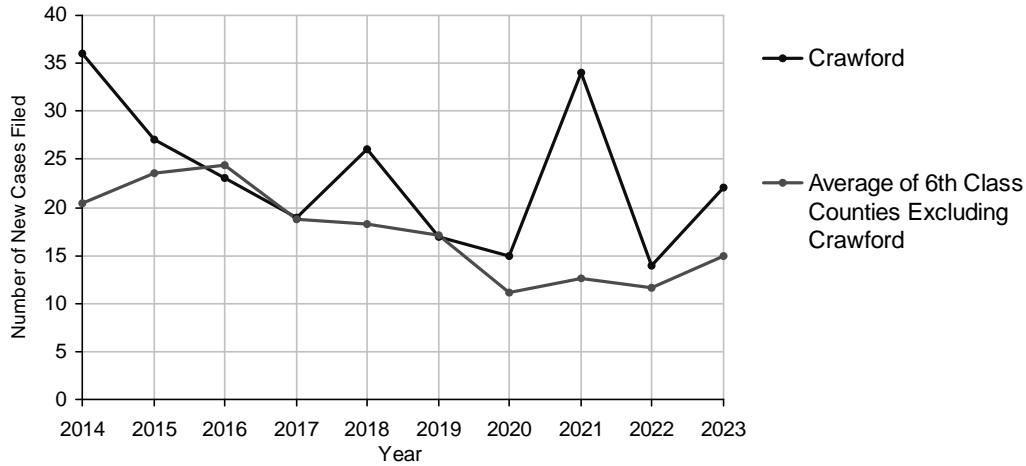
Class of County: 6th

No. of Common Pleas Court Judgeships: 3



2023 Accounts	No. of Cases	
Cases Pending 1/1/2023	25	
New Cases Filed in 2023	22	
Cases Available for Processing	47	
Processed By:		
Contested before a Judge	0	
Contested before a Non-Judicial Officer	0	
Uncontested	21	100.0%
Other	0	
Cases Processed	21	100.0%
Cases Pending 12/31/2023	26	

Accounts New Cases Filed, 2014-2023

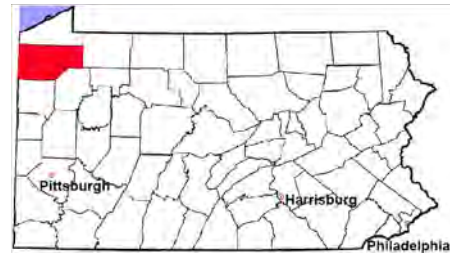


Crawford County

2023 Population estimate: 82,001

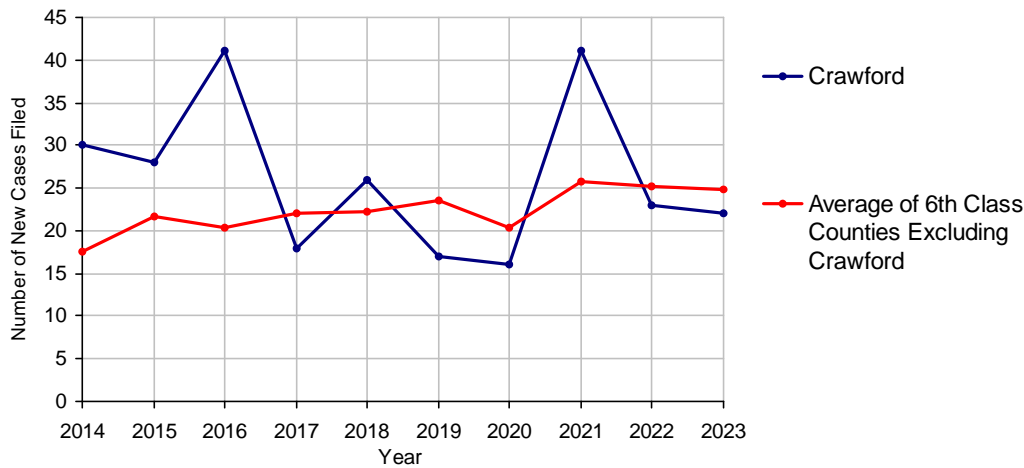
Class of County: 6th

No. of Common Pleas Court Judgeships: 3



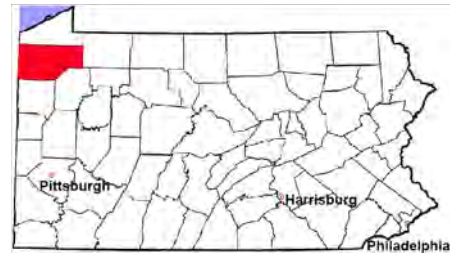
2023 Adoptions		No. of Cases	
Cases Pending 1/1/2023		0	
New Cases Filed in 2023		22	
Cases Available for Processing		22	
Processed By:			
Contested before a Judge	Granted	0	
	Denied	0	
Uncontested	Granted	21	100.0%
	Denied	0	
Other		0	
Cases Processed		21	100.0%
Cases Pending 12/31/2023		1	

Adoptions New Cases Filed, 2014-2023



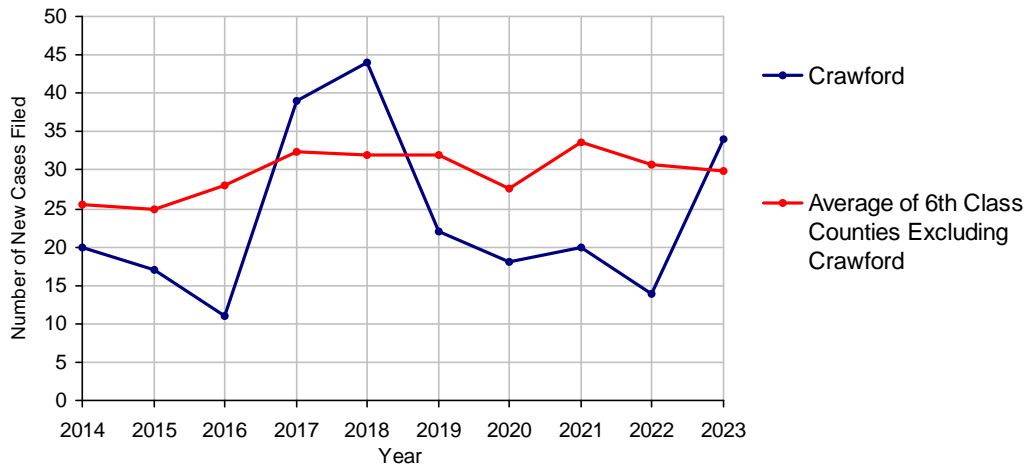
Crawford County

2023 Population estimate: 82,001
 Class of County: 6th
 No. of Common Pleas Court Judgeships: 3



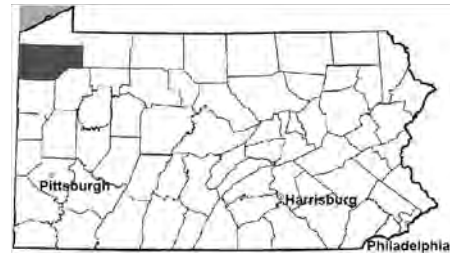
2023 Relinquishments/Terminations	No. of Cases
Cases Pending 1/1/2023	2
New Cases Filed in 2023	34
Cases Available for Processing	36
Processed By:	
Contested before a Judge	1 4.0%
Uncontested	24 96.0%
Other	0
Cases Processed	25 100.0%
Cases Pending 12/31/2023	11

Relinquishments/Terminations New Cases Filed, 2014-2023

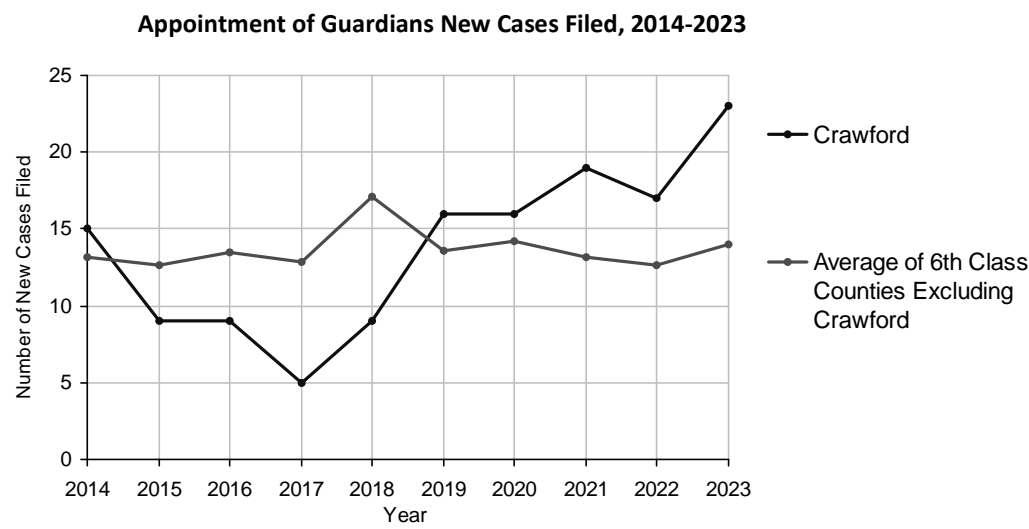


Crawford County

2023 Population estimate: 82,001
 Class of County: 6th
 No. of Common Pleas Court Judgeships: 3

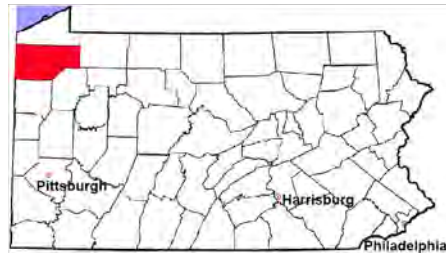


2023 Appointment of Guardians	No. of Cases
Cases Pending 1/1/2023	6
New Cases Filed in 2023	23
Cases Available for Processing	29
Processed By:	
Contested before a Judge	1 5.0%
Uncontested	17 85.0%
Other	2 10.0%
Cases Processed	20 100.0%
Cases Pending 12/31/2023	9



Crawford County

2023 Population estimate: 82,001
 Class of County: 6th
 No. of Common Pleas Court Judgeships: 3



2023 Jury Yield and Utilization

Jury Yield

Qualification Questionnaires/Summonses Mailed:	3,647	A		
Returned Undeliverable:	177	B	4.9%	Of Qualification Questionnaires/ Summonses Mailed
Not Responded to:	134	C	3.7%	
the Number of Prospective Jurors:				
Disqualified:	550	D	15.1%	
Exempted:	320	E	8.8%	
Excused:	315	F	8.6%	
Deferred to New Term:	489	G	13.4%	
Deferred from Previous Term:	534	H	14.6%	
Total Number of Qualified Jurors Available for Service:	2,196	I	60.2%	

$I = A - B - C - D - E - F - G + H$

Jury Utilization

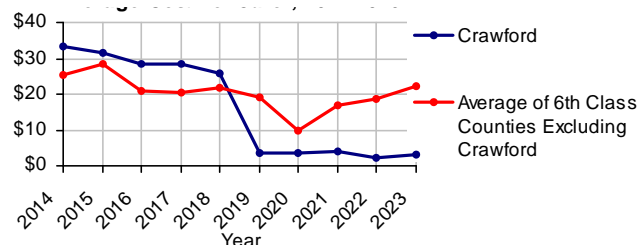
the Number of Jurors:			
Reporting for Service:	590	26.9%	Of Jurors Qualified and Available
Told Not to Report for Service:	1,816	82.7%	
Sent to Courtroom for Jury Selection (Voir Dire):	265	44.9%	Of Jurors Reporting for Service
Impaneled or Sworn (jurors/alternates):	98	16.6%	
Removed for Cause/Hardship:	52		
Removed by Peremptory Challenge:	88		
Number of Jury Trials Started:	6		
Pool Days:	10		
Zero Panel Days	3	30.0%	(Of Pool Days)

Jury Costs

Total Annual Budget for Juror Operations:	\$11,891.00	J
Average Cost Per Juror:	\$3.26	K

$K = J/A$

Average Cost Per Juror, 2014-2023



DEPARTMENT OF RESEARCH & STATISTICS

KIM NIEVES, PH.D.

DIRECTOR

ANDREW GINDER, MPA

ASSISTANT DIRECTOR

YAN LIU, M.S.

SENIOR STATISTICAL ANALYST

SASANKA ADIKARI, PH.D

DATA SCIENTIST

AMANDA PEREIRA

RESEARCH ASSISTANT