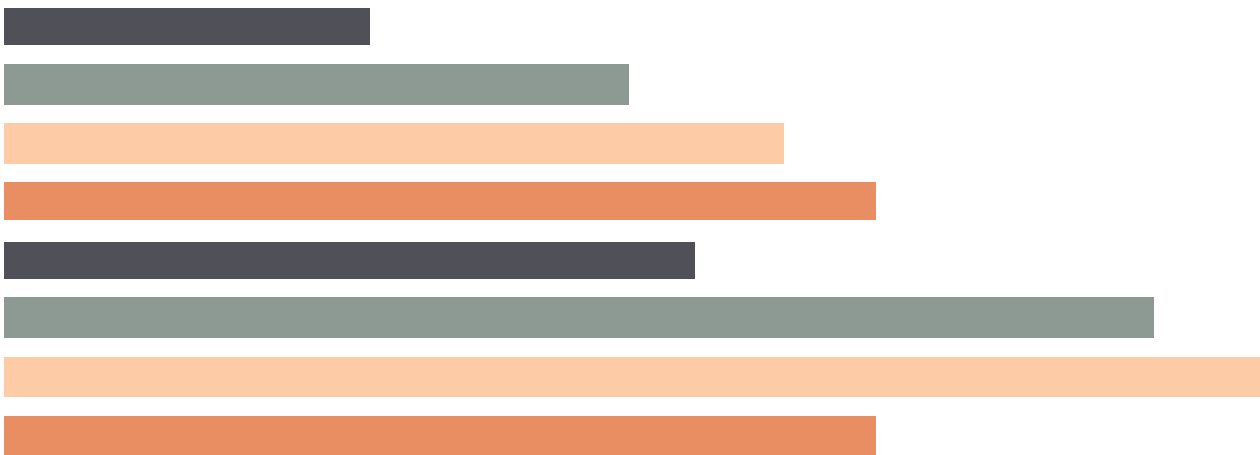
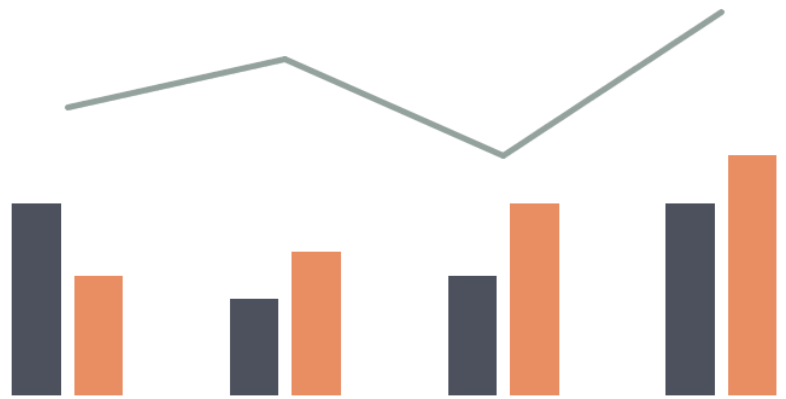


2023 Erie County

Court of Common Pleas
Caseload Statistics for



We are pleased to provide you with a copy of the 2023 County Caseload Display pages. They can also be viewed on the AOPC webpage at www.pacourts.us in the *News & Statistics* section under *Research & Statistics*.

Should you have any questions or comments, please do not hesitate to contact me at 717.231.3300 .

Sincerely,

A handwritten signature in black ink, appearing to read "Sasanka", is written over a horizontal line. The signature is fluid and cursive.

Sasanka Adikari, Ph.D.
Data Scientist
Department of Research and Statistics

Table of Contents

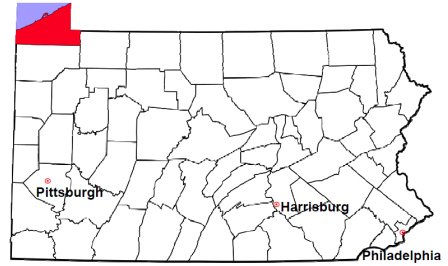
CPCMS Criminal	Page 1
CPCMS Criminal - New Cases by Case Type.....	Page 2
Civil.....	Page 3
Civil - Docketed Cases Listed by Case Type.....	Page 4
Protection From Abuse	Page 5
Spousal & Child Support and Paternity	Page 6
Custody/Partial Custody/Visitation.....	Page 7
Divorce	Page 8
Juvenile Dependency - Active Dependent Inventory	Page 9
Juvenile Dependency - Adjudicated Dependent Inventory	Page 10
Juvenile Delinquency - Cases Pending Disposition.....	Page 11
Juvenile Delinquency - New Cases by Case Type	Page 12
Juvenile Delinquency - Formal Dispositions	Page 13
Juvenile Delinquency - Informal Dispositions	Page 14
Accounts.....	Page 15
Adoptions.....	Page 16
Relinquishments/Terminations	Page 17
Appointment of Guardians	Page 18
Jury Yield and Utilization	Page 19
Problem Solving Courts.....	Pages 20-21

Erie County

2023 Population estimate: 267,571

Class of County: 3rd

No. of Common Pleas Court Judgeships: 9



2023 Criminal No. of Cases

Cases Pending 1/1/2023	1,731
New Cases Filed in 2023	3,102
Reopened Cases	211
Cases Available for Processing	5,044

Processed by:

Withdrawn/Dismissed	103	3.4%
Diversionsary Disposition*	578	19.2%
Guilty Plea	2,040	67.6%
Non-Jury Trial	21	0.7%
Jury Trial	50	1.7%
Inactive	187	6.2%
Other	38	1.3%
Total Cases Processed	3,017	100.0%

Cases Pending 12/31/2023 **2,027**

Cases Awaiting Sentencing 82

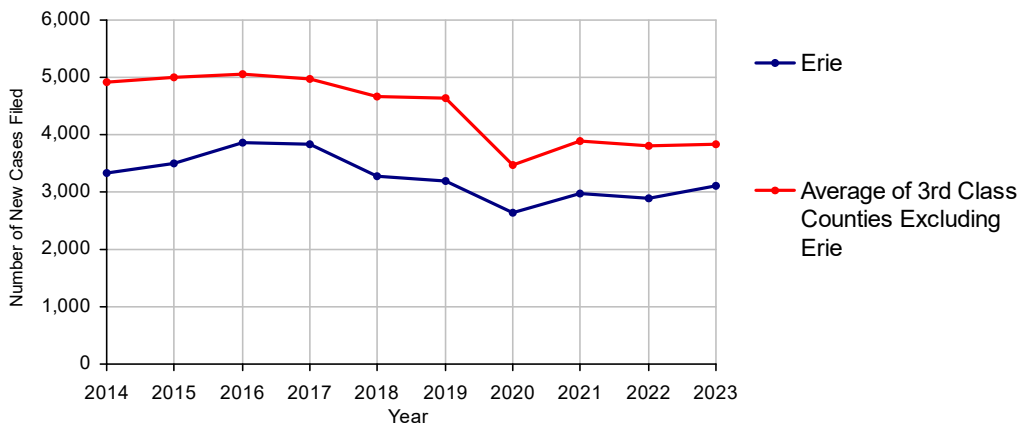
Data provided by CPCMS

* Includes other diversionsary programs such as Veterans Court.

Age of Pending Cases as of 12/31/2023

0-60 Days	479	23.6%
61-120 Days	413	20.4%
121-180 Days	306	15.1%
181-240 Days	238	11.7%
241-300 Days	180	8.9%
301-360 Days	109	5.4%
Over 360 Days	302	14.9%
Total	2,027	100.0%

Criminal New Cases, 2014-2023



Erie County

2023 Population: 267,571
 Class of County: 3rd
 No. of Common Pleas Judgeships: 9

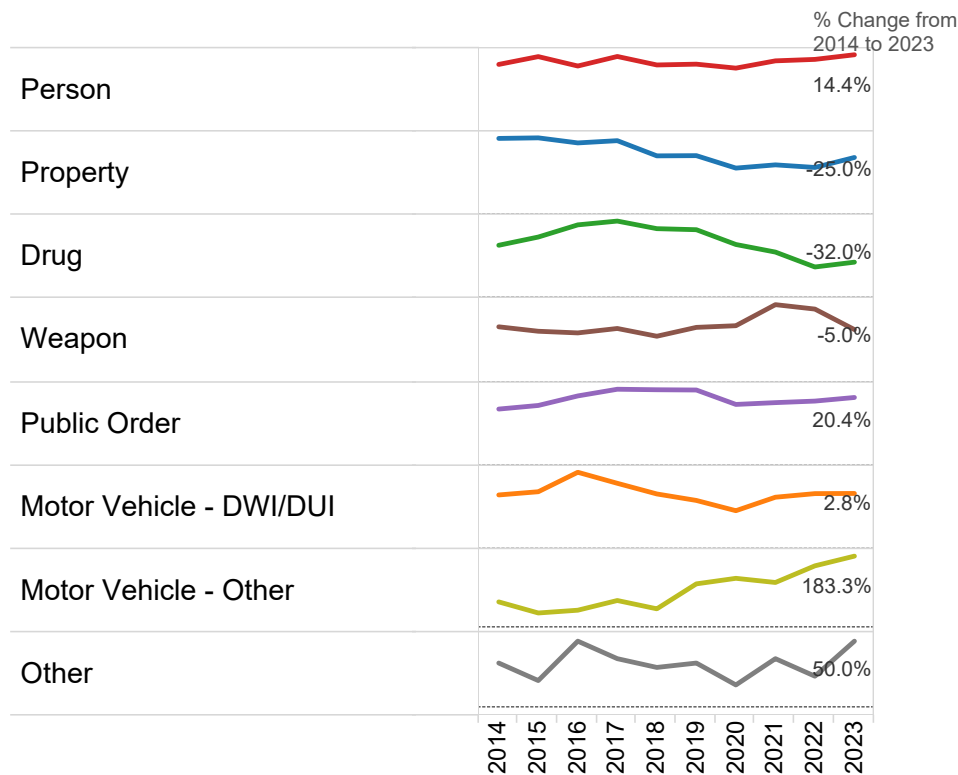


2023 Criminal - New Cases by Offense Type

Case Type	Felony	Misdemeanor	Summary	Total	
Person	404	176	0	580	18.7%
Property	506	309	0	815	26.3%
Drug	118	156	0	274	8.8%
Weapon	84	12	0	96	3.1%
Public Order	101	165	0	266	8.6%
Motor Vehicle - DWI/DUI	34	971	0	1,005	32.4%
Motor Vehicle - Other	5	45	1	51	1.6%
Other	15	0	0	15	0.5%
Total	1,267	1,834	1	3,102	100.0%
	40.8%	59.1%	0.0%	100.0%	

Data provided by CPCMS

Criminal New Cases by Offense Type, 2014-2023

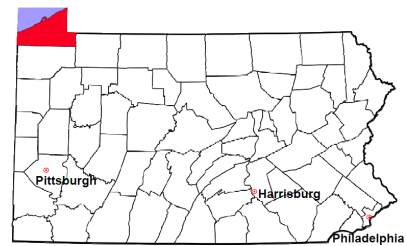


Erie County

2023 Population estimate: 267,571

Class of County: 3rd

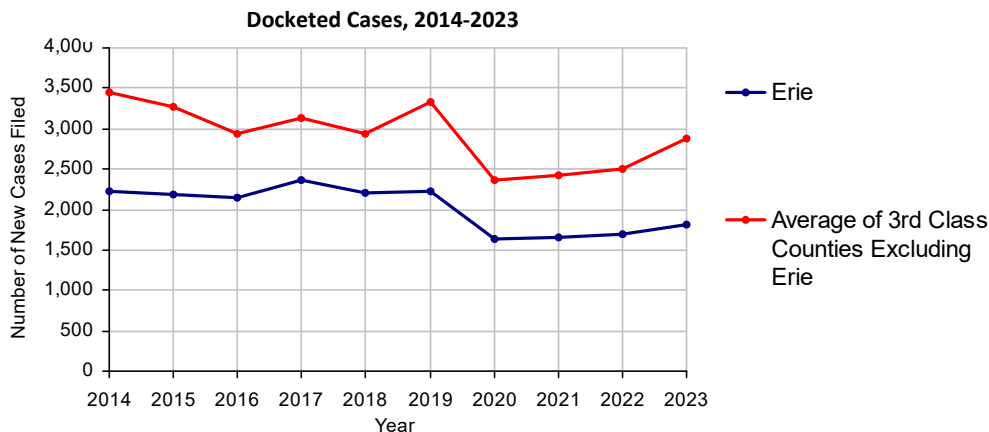
No. of Common Pleas Court Judgeships: 9



2023 Civil	Civil Action	Other	Total
Cases Pending 1/1/2023	1,709	1,746	3,455 ^(R)
Docketed Cases	1,152	667	1,819
Arbitration Appeals	4	2	6
Transferred In	0	0	0
Returned to Active	27	605	632
Cases Available for Processing	2,892	3,020	5,912
Processed By:			
Default Judgments	384	191	575
Cases Decided by Arbitration Board	30	2	32
Dispositive Motions	45	339	384
Settlements	576	254	830
Moved to Inactive Status	6	10	16
Transferred/Withdrawn	30	5	35
Dismissed/Discontinued	11	5	16
Administrative Purge	247	850	1,097
Other	4	42	46
Jury Trial	6	0	6
Non-Jury Trial	0	2	2
Total Cases Processed	1,339	1,700	3,039
Cases Pending 12/31/2023	1,553	1,320	2,873

Age of Pending Cases as of 12/31/2023 (Civil Action Only)		
0-6 months	526	33.9%
7-12 months	200	12.9%
13-18 months	210	13.5%
19-24 months	150	9.7%
25-30 months	115	7.4%
31-36 months	67	4.3%
37-42 months	56	3.6%
43-48 months	53	3.4%
49-54 months	50	3.2%
55-60 months	23	1.5%
61-66 months	17	1.1%
67-72 months	21	1.4%
Over 72 months	65	4.2%
Total	1,553	100.0%

(R) - Revised

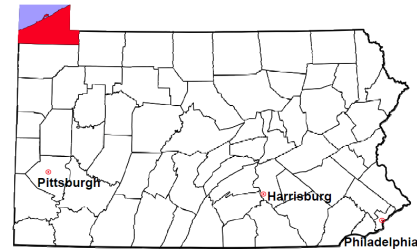


Erie County

2023 Population estimate: 267,571

Class of County: 3rd

No. of Common Pleas Court Judgeships: 9



2023 Civil - Docketed Cases Listed by Case Type

TORT 242 13.3%

(does not include mass tort)

Intentional	13
Malicious Prosecution	2
Motor Vehicle	128
Nuisance	1
Premise Liability	47
Product Liability	1
Slander/Libel/Defamation	2
Other	48

MASS TORT 1 0.1%

Asbestos	1
Tobacco	0
Toxic Tort - DES	0
Toxic Tort - Implant	0
Toxic Waste	0
Other	0

PROFESSIONAL LIABILITY 29 1.6%

Dental	1
Legal	1
Medical Malpractice	20
Other	7

CONTRACT 797 43.8%

(does not include judgments)

Buyer Plaintiff	13
Debt Collection: Credit Card	450
Debt Collection: Other	256
Employment Dispute: Discrimination	4
Employment Dispute: Other	11
Other	63

Of the Docketed Cases:

Pro Se Filings:	176	9.7%	Class Action Suits:	6	0.3%	MDJ Appeals:	141	7.8%
-----------------	-----	------	---------------------	---	------	--------------	-----	------

*Civil Other

REAL PROPERTY 488 26.8%

Ejectment*	49
Eminent Domain/Condemnation*	9
Ground Rent	4
Landlord/Tenant Dispute	79
Mortgage Foreclosure:	
Residential*	277
Commercial*	6
Partition of Real Property*	8
Quiet Title*	31
Other*	25

CIVIL APPEALS 157 8.6%

- Administrative Agencies

Board of Assessment*	21
Board of Elections*	10
Dept. of Transportation*	99
Zoning Board*	3
Statutory Appeal - Other*	24
Other*	0

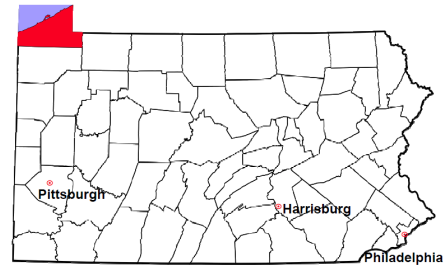
MISCELLANEOUS 105 5.8%

Common Law/	
Statutory Arbitration*	0
Declaratory Judgment*	10
Mandamus*	2
Non-Domestic Relations	
Restraining Order*	29
Quo Warranto*	0
Replevin*	22
Other*	42

TOTAL DOCKETED CASES: 1,819 100.0%

Erie County

2023 Population estimate: 267,571
 Class of County: 3rd
 No. of Common Pleas Court Judgeships: 9



2023 Protection From Abuse

**No. of
Petitions**

Cases Pending 1/1/2023	127
New Cases Filed in 2023	816
<i>Of these, Petitions Requesting Temporary Orders: 782 (95.8%)</i>	
<i>Temporary Orders DENIED: 231 (29.5%), Temporary Orders GRANTED: 551 (70.5%)</i>	

Cases Available for Processing 943

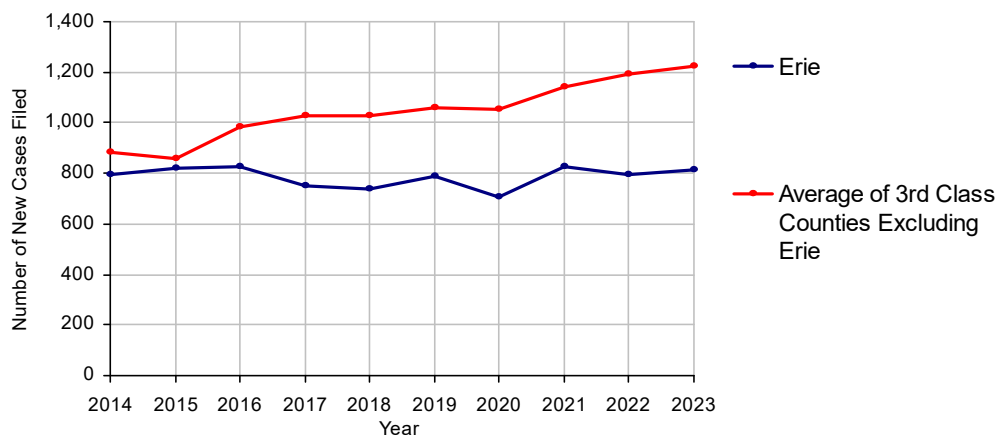
Processed By:

Temporary Order DENIED After Ex Parte Hearing and No Evidentiary Hearing Scheduled	231	29.5%
Temporary Order DISMISSED After Evidentiary Hearing and No Final Order Entered	0	
Final Order DENIED After Evidentiary Hearing Before a Judge or a Judicial Officer	64	8.2%
Final Order GRANTED After Evidentiary Hearing Before a Judge or a Judicial Officer	134	17.1%
Plaintiff Did Not Appear For Evidentiary Hearing	100	12.8%
Final Order by STIPULATION OR AGREEMENT Between the Parties	206	26.3%
Petition WITHDRAWN by Plaintiff	49	6.3%
TRANSFERRED to Another Jurisdiction	0	
Other	0	

Cases Processed 784 100.0%

Cases Pending 12/31/2023 159

PFA New Cases Filed, 2014-2023

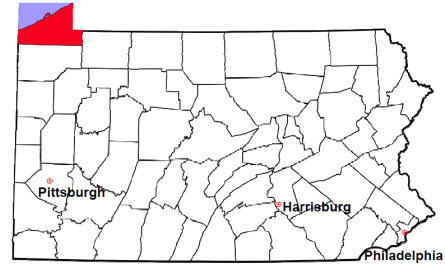


Erie County

2023 Population estimate: 267,571

Class of County: 3rd

No. of Common Pleas Court Judgeships: 9



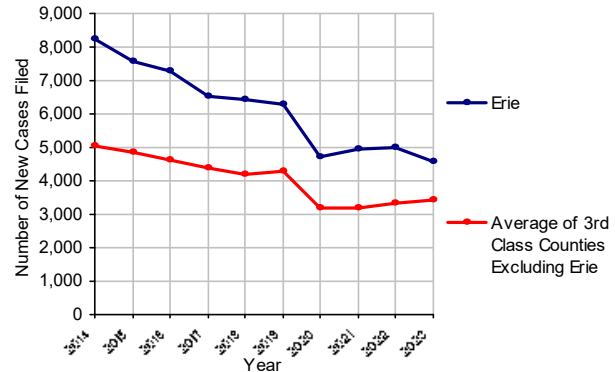
2023 Spousal & Child Support	No. of Petitions
Cases Pending 1/1/2023	776
New Cases Filed in 2023	4,564
Dockets Transferred In (+)	25
Dockets Transferred Out (-)	31
Cases Available for Processing	5,334
Processed By:	
Judge	248 5.5%
Intake Officer	4,288 94.5%
Hearing Officer	0
Other	0
Cases Processed	4,536 100.0%
Cases Pending 12/31/2023	798

Data provided by PACSES

2023 Paternity	No. of Cases
Acknowledgements Filed:	
Non-Domestic Relations Section	428 88.8%
During Conference	52 10.8%
Non-Stipulated (post genetic test)	2 0.4%
Pre-Trial Conference	0
Total	482 100.0%
Established:	
Stipulated by Genetic Tests	110 47.6%
Default - Father Failed to Appear	50 21.6%
Adjudication by Court Proceeding	6 2.6%
Out of State	65 28.1%
Total	231 100.0%
Cases Pending 12/31/2023	90

Data provided by PACSES

Spousal & Child Support New Cases, 2014-2023



DEFINITIONS:

ACKNOWLEDGEMENTS FILED:

NON-DOMESTIC RELATIONS SECTION: The voluntary Acknowledgement of Paternity by the alleged father.
DURING CONFERENCE: The alleged father signed the Acknowledgement of Paternity-Waiver of Trial (PE-010) at the initial child support conference.
NON-STIPULATED (POST GENETIC TEST): The alleged father signed the Acknowledgement of Paternity-Waiver of Trial after genetic tests were conducted and resulted in the alleged father being determined to be the biological father.
PRE-TRIAL CONFERENCE: The alleged father signed the Acknowledgement of Paternity-Waiver of Trial at the pre-trial conference.

ESTABLISHED:

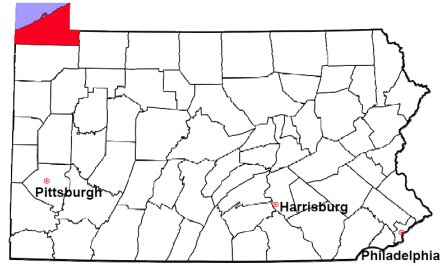
STIPULATED BY GENETIC TESTS: The alleged father requested genetic tests and signed a stipulation that if the test results had a 99% or higher probability of paternity then the alleged father would be stipulated as the biological father of the child.
DEFAULT - FATHER FAILED TO APPEAR: The alleged father failed to appear after being served for either a support conference, hearing, or genetic test and a default paternity order was entered by the court.
ADJUDICATION BY COURT PROCEEDING: The alleged father was determined to be the biological father of the child through a court proceeding.
OUT OF STATE: Paternity was established in another state, "Out of state only".

Erie County

2023 Population Estimate: 267,571

Class of County: 3rd

No. of Common Pleas Court Judgeships: 9



2023 Custody/Partial Custody/Visitation

No. of Petitions

Cases Pending 1/1/2023	104
New Cases Filed in 2023	991
Cases Available for Processing	1,095

Processed By:

Judge	247	25.5%
Non-Judicial Officer	526	54.2%
Administrative Review/Purge	0	
Other	197	20.3%

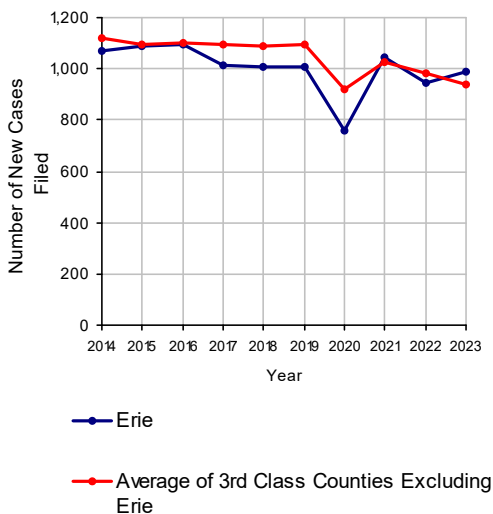
Cases Processed

970 100.0%

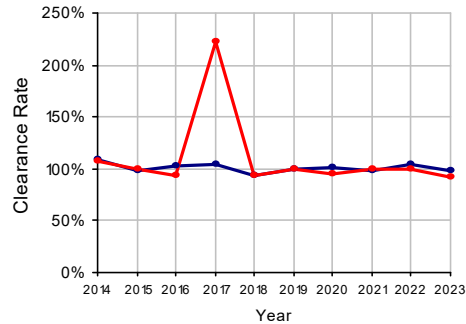
Cases Pending 12/31/2023

125

Custody/Partial Custody/Visitation New Cases Filed, 2014-2023

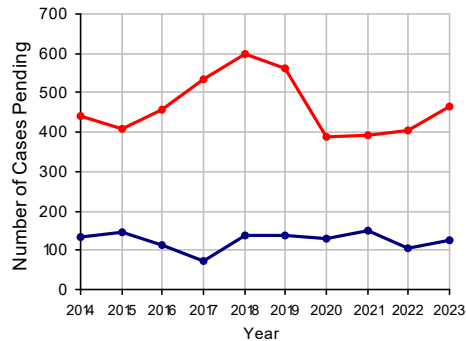


Clearance Rate, 2014-2023



Note: Clearance Rate = Cases Processed / New Cases Filed

Cases Pending at the End of Year, 2014-2023

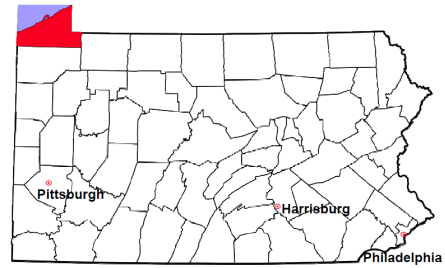


Erie County

2023 Population estimate: 267,571

Class of County: 3rd

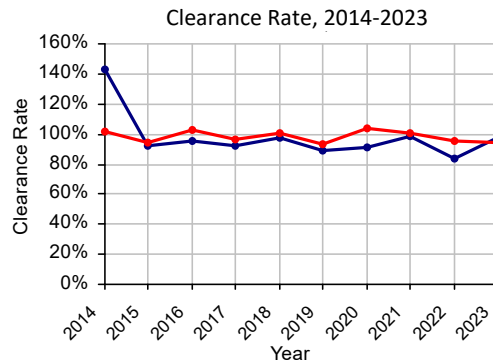
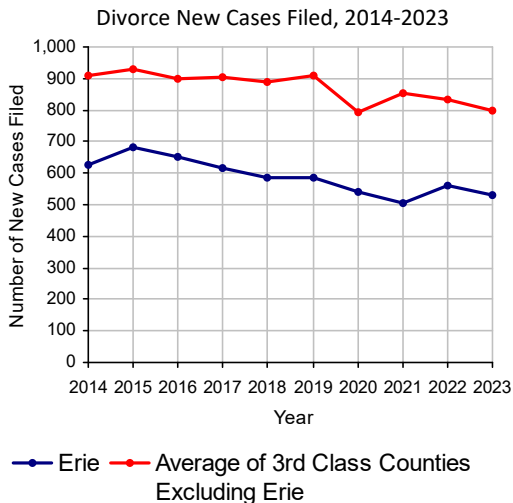
No. of Common Pleas Court Judgeships: 9



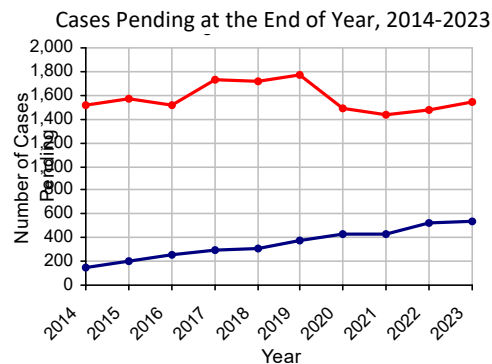
2023 Divorce

No. of Petitions

Cases Pending 1/1/2023	529	
New Cases Filed in 2023	528	
Cases Available for Processing	1,057	
Processed By:		
Contested Before a Judge	9	1.7%
Contested Before a Non-Judicial Officer	53	10.3%
Uncontested	446	86.3%
Administrative Review/Purge	0	
Other	9	1.7%
Cases Processed	517	100.0%
Cases Pending 12/31/2023	540	

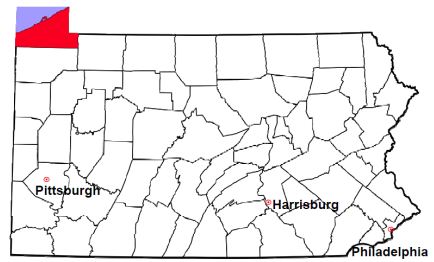


Note: Clearance Rate = Cases Processed / New Cases Filed



Erie County

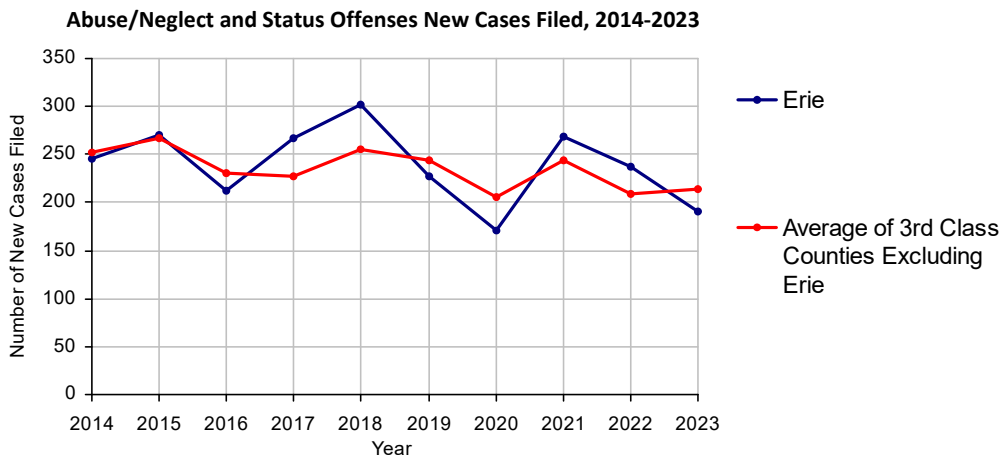
2023 Population estimate: 267,571
 Class of County: 3rd
 No. of Common Pleas Court Judgeships: 9



2023 Juvenile Dependency - Petitions Pending Adjudication

	Abuse/ Neglect	Status Offenses	Total
Cases Pending 1/1/2023	14	1	15
New Petitions Filed in 2023	176	15	191
Other	32	0	32
Total Petitions Available for Processing	222	16	238
Processed by:			
Adjudicated Dependent			
Judge	31	3	34
Juvenile Court Hearing Officer	177	9	186
Adjudicated NOT Dependent			
Judge	0	0	0
Juvenile Court Hearing Officer	3	0	3
Withdrawn/Dismissed/Inactive	3	2	5
Other	6	1	7
Total Petitions Processed	220	15	235
Cases Pending 12/31/2023	2	1	3

Data provided by CPCMS

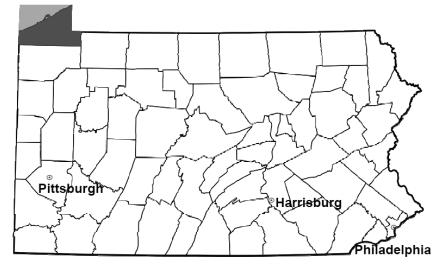


Erie County

2023 Population estimate: 267,571

Class of County: 3rd

No. of Common Pleas Court Judgeships: 9



2023 Juvenile Dependency - Adjudicated Dependent Inventory

	Abuse/ Neglect		Status Offenses		Total	
Cases Pending 1/1/2023	396		28		424	
New Adjudicated Dependent Cases	208		12		220	
Other	1		0		1	
Total Adjudicated Dependent Cases	605		40		645	
<u>Court Supervision Terminated:</u>						
Family Reunification	101	36.7%	4	30.8%	105	36.5%
Adoption	100	36.4%	0		100	34.7%
Placement with a Relative/Guardian	54	19.6%	4	30.8%	58	20.1%
Aged Out	20	7.3%	5	38.5%	25	8.7%
Other Permanency Outcomes*	0		0		0	
Other**	0		0		0	
Total Adjudicated Dependent Cases Terminated	275	100.0%	13	100.0%	288	100.0%
Cases Pending 12/31/2023	330		27		357	

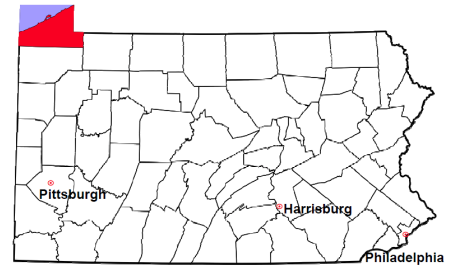
Data provided by CPCMS

* Other Permanency Outcomes include: adjudicated delinquent, death due to natural causes, emancipation, permanent living arrangement, and parent has come forward.

** Other includes cases where court supervision is terminated due to transfer out of jurisdiction, withdrawal and administrative closure.

Erie County

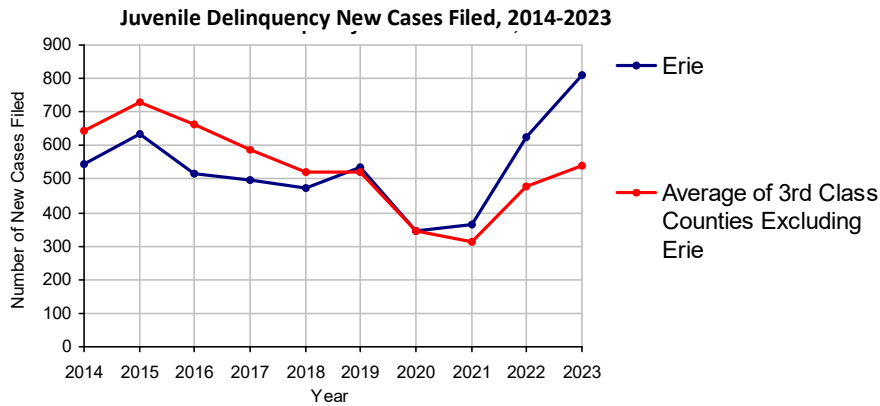
2023 Population estimate: 267,571
 Class of County: 3rd
 No. of Common Pleas Court Judgeships: 9



2023 Juvenile Delinquency - Cases Pending Disposition

Begin Pending	269
New Cases	808
Consent Decree Revoked	10
Informal Adjustment Program Revoked	0
Alternative Program Revoked	0
Warrant Returned	2
Other	36
Total Cases Available for Disposition	1,125
Warrant Issued	6
Disposed by:	
Adjudicated Delinquent by a Judge	279
Adjudicated Delinquent by a Juvenile Court Hearing Officer	0
Consent Decree Entered	92
Informal Adjustment Program Entered	187
Warned and Counseled (Pre-Petition)	54
Dismissed/Withdrawn/Transferred	68
Transferred to Criminal Court	6
Other	78
Total Cases Disposed	764
End Pending	355

Data provided by CPCMS



Erie County

2023 Population: 267,571
 Class of County: 3rd
 No. of Common Pleas Judgeships: 9

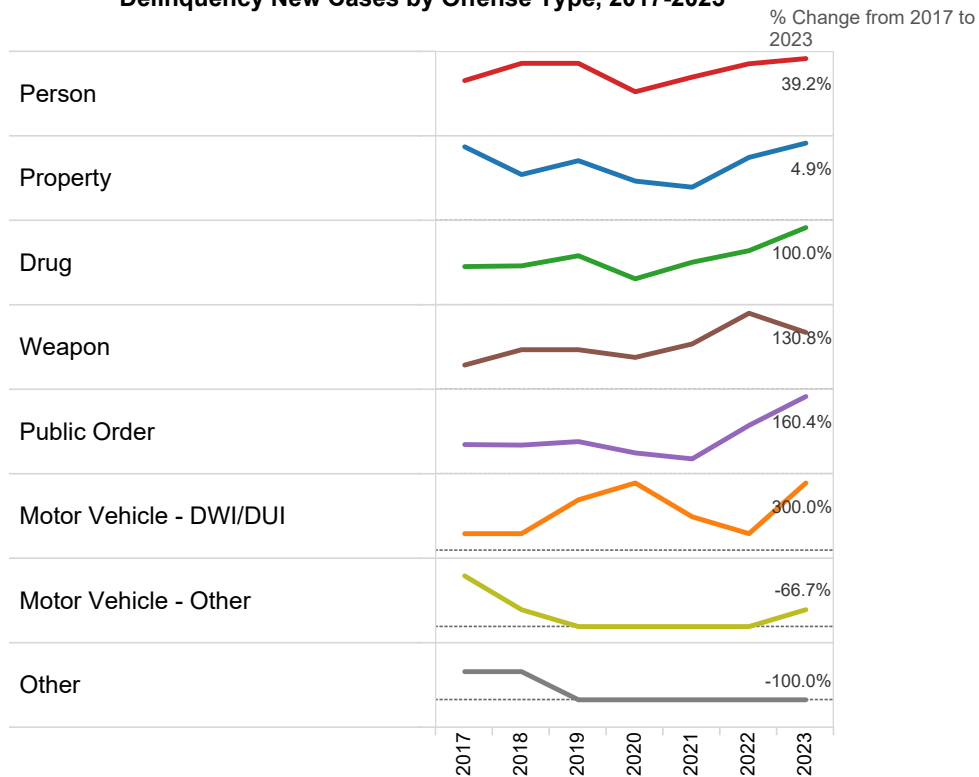


2023 Delinquency - New Cases by Offense Type

Case Type	Felony	Misdemeanor	Summary	Total	
Person	35	146	0	181	22.4%
Property	59	132	0	191	23.6%
Drug	4	104	0	108	13.4%
Weapon	11	19	0	30	3.7%
Public Order	0	284	5	289	35.8%
Motor Vehicle - DWI/DUI	0	8	0	8	1.0%
Motor Vehicle - Other	0	1	0	1	0.1%
Other	0	0	0	0	0.0%
Total	109	694	5	808	100.0%
	13.5%	85.9%	0.6%	100.0%	

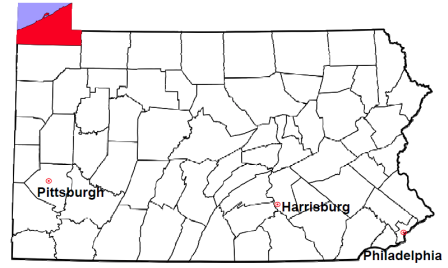
Data provided by CPCMS

Delinquency New Cases by Offense Type, 2017-2023



Erie County

2023 Population estimate: 267,571
Class of County: 3rd
No. of Common Pleas Court Judgeships: 9



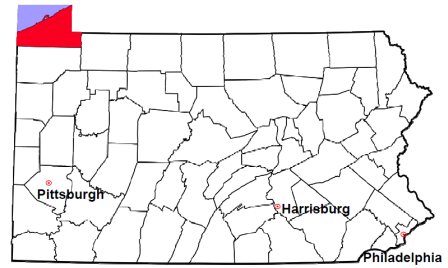
2023 Juvenile Delinquency - Formal Dispositions

Begin Pending	312
Adjudicated Delinquent by a Judge	279
Adjudicated Delinquent by a Juvenile Court Hearing Officer	0
Warrant Returned	6
Other	1
Total Adjudicated Delinquent Cases	598
Warrant Issued	5
Court Supervision Terminated:	
Conditions Satisfied	248
Compelling Reasons	3
Reached Age 21	0
Transferred to Another Juvenile Court	0
Other	3
Total Adjudicated Delinquent Cases Terminated	254
End Pending	339

(R) - Revised
Data provided by CPCMS

Erie County

2023 Population estimate: 267,571
 Class of County: 3rd
 No. of Common Pleas Court Judgeships: 9

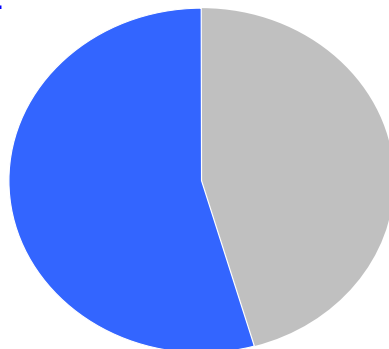


2023 Juvenile Delinquency - Informal Dispositions

Pending Consent Decrees	76
Pending Informal Adjustments	86
New Consent Decrees	92
New Informal Adjustments	187
Warrant Returned	1
Other	1
Cases Informally Disposed	443
Warrant Issued	1
Terminated by:	
Consent Decree Completed	87
Informal Adjustment Completed	164
Consent Decree Revoked	10
Informal Adjustment Program Revoked	0
Other	24
Total Informally Disposed Cases Terminated	285
End Pending	157

(R) - Revised
 Data provided by CPCMS

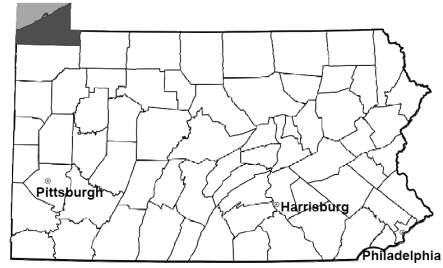
Informal Dispositions: **54%**



Delinquency Cases are disposed either formally, at a proceeding held before a judge or hearing officer, or informally without a proceeding. Informal dispositions include informal adjustments supervised by a juvenile probation officer; consent decrees agreed upon with the District Attorney after a petition is filed; or other pre-petition process by the juvenile probation department.

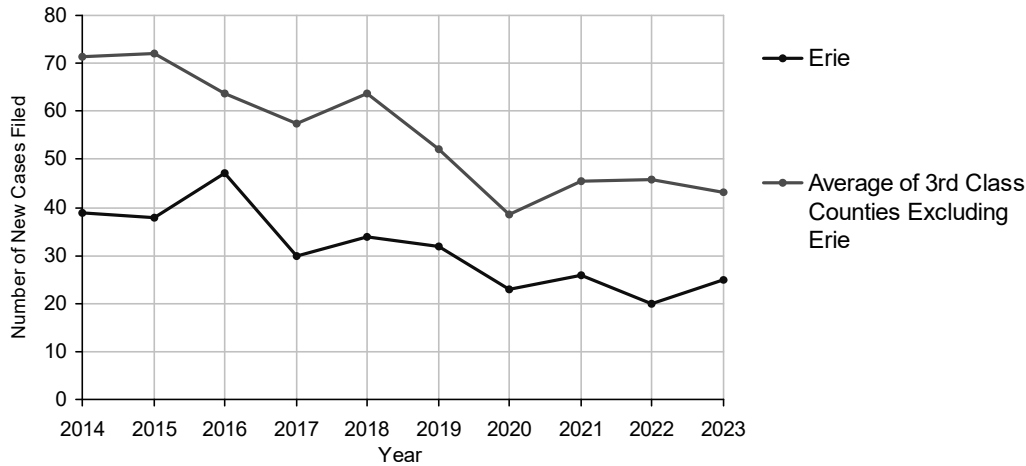
Erie County

2023 Population estimate: 267,571
 Class of County: 3rd
 No. of Common Pleas Court Judgeships: 9



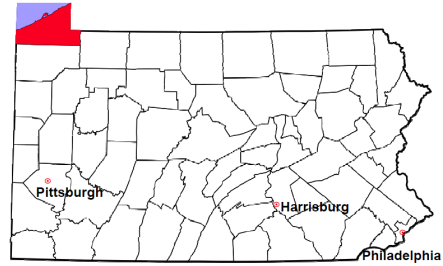
2023 Accounts	No. of Cases	
Cases Pending 1/1/2023	8	
New Cases Filed in 2023	25	
Cases Available for Processing	33	
Processed By:		
Contested before a Judge	2	8.7%
Contested before a Non-Judicial Officer	2	8.7%
Uncontested	19	82.6%
Other	0	
Cases Processed	23	100.0%
Cases Pending 12/31/2023	10	

Accounts New Cases Filed, 2014-2023



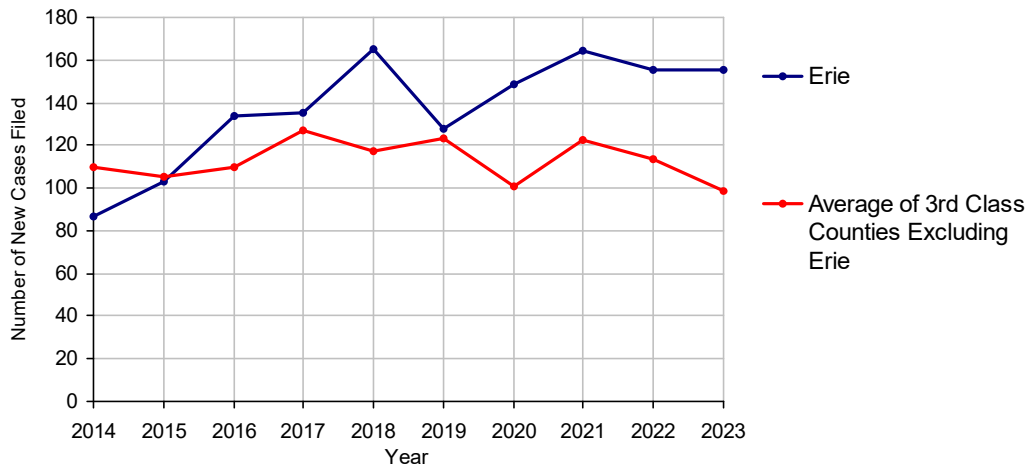
Erie County

2023 Population estimate: 267,571
 Class of County: 3rd
 No. of Common Pleas Court Judgeships: 9



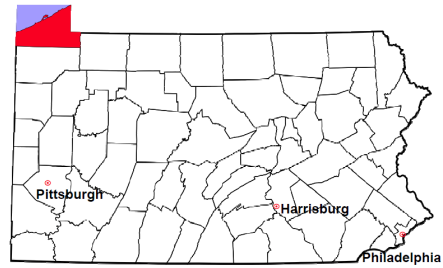
2023 Adoptions		No. of Cases	
Cases Pending 1/1/2023		48	
New Cases Filed in 2023		155	
Cases Available for Processing		203	
Processed By:			
Contested before a Judge	Granted	0	
	Denied	0	
Uncontested	Granted	158	100.0%
	Denied	0	
Other		0	
Cases Processed		158	100.0%
Cases Pending 12/31/2023		45	

Adoptions New Cases Filed, 2014-2023

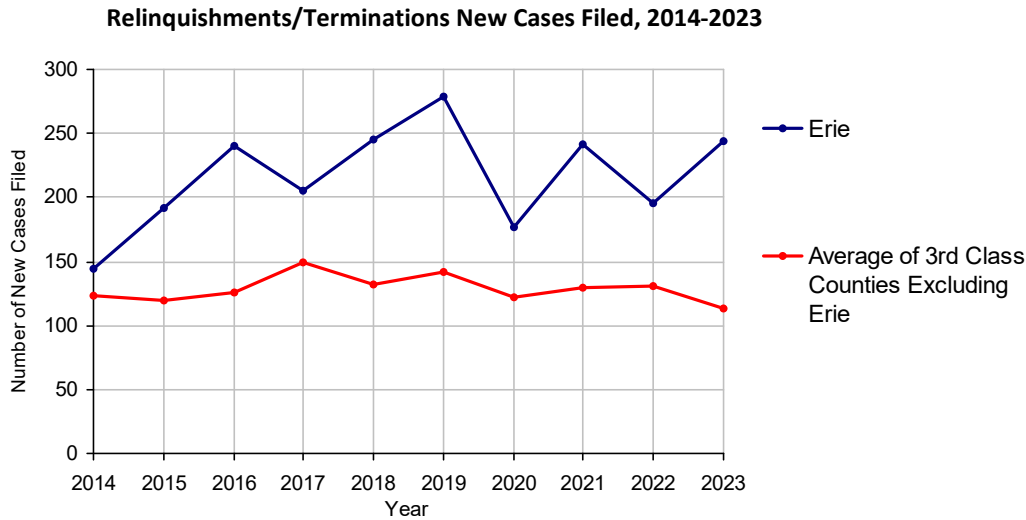


Erie County

2023 Population estimate: 267,571
 Class of County: 3rd
 No. of Common Pleas Court Judgeships: 9

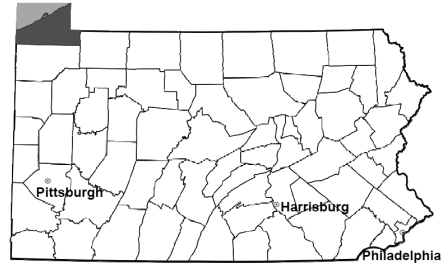


2023 Relinquishments/Terminations	No. of Cases	
Cases Pending 1/1/2023	417	
New Cases Filed in 2023	244	
Cases Available for Processing	661	
Processed By:		
Contested before a Judge	25	15.1%
Uncontested	139	83.7%
Other	2	1.2%
Cases Processed	166	100.0%
Cases Pending 12/31/2023	495	

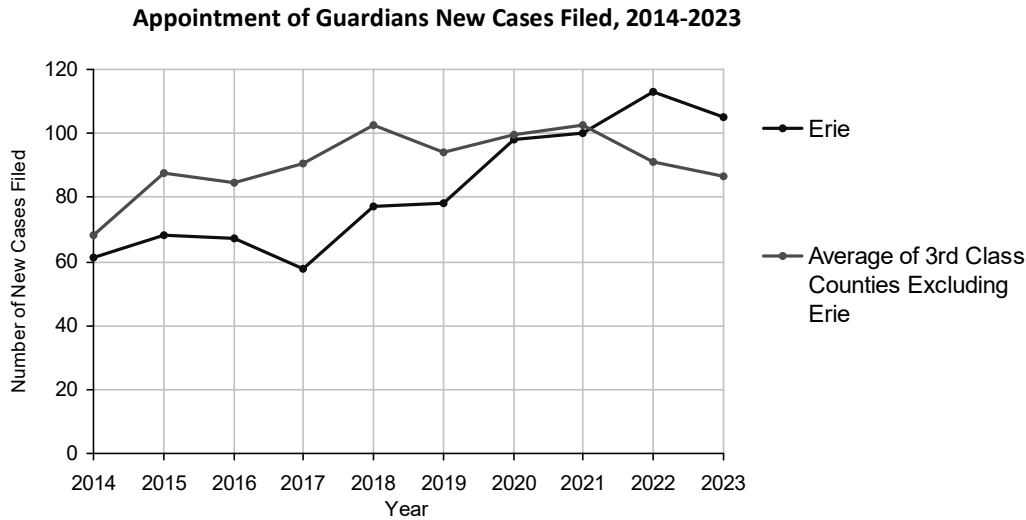


Erie County

2023 Population estimate: 267,571
 Class of County: 3rd
 No. of Common Pleas Court Judgeships: 9

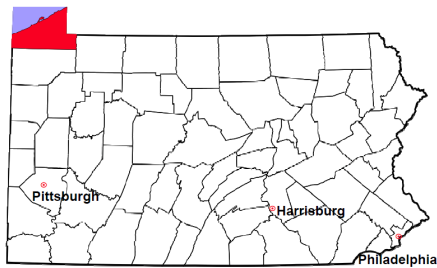


2023 Appointment of Guardians	No. of Cases
Cases Pending 1/1/2023	16
New Cases Filed in 2023	105
Cases Available for Processing	121
Processed By:	
Contested before a Judge	3 3.1%
Uncontested	79 80.6%
Other	16 16.3%
Cases Processed	98 100.0%
Cases Pending 12/31/2023	23



Erie County

2023 Population estimate: 267,571
 Class of County: 3rd
 No. of Common Pleas Court Judgeships: 9



2023 Jury Yield and Utilization

Jury Yield

Qualification Questionnaires/Summonses Mailed:	34,325	A		
Returned Undeliverable:	1,891	B	5.5%	Of Qualification Questionnaires/ Summonses Mailed
Not Responded to:	5,095	C	14.8%	
the Number of Prospective Jurors:				
Disqualified:	2,950	D	8.6%	
Exempted:	3,289	E	9.6%	
Excused:	2,653	F	7.7%	
Deferred to New Term:	3,625	G	10.6%	
Deferred from Previous Term:	2,846	H	8.3%	
Total Number of Qualified Jurors Available for Service:	17,668	I	51.5%	

$I = A - B - C - D - E - F - G + H$

Jury Utilization

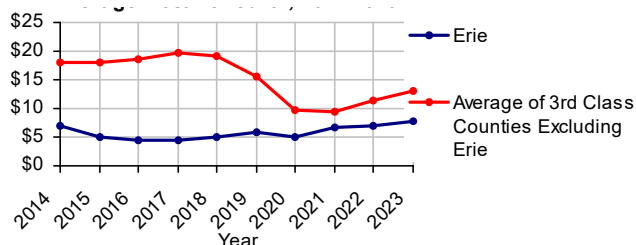
the Number of Jurors:			
Reporting for Service:	4,721	26.7%	Of Jurors Qualified and Available
Told Not to Report for Service:	7,904	44.7%	
Sent to Courtroom for Jury Selection (Voir Dire):	2,802	59.4%	Of Jurors Reporting for Service
Impaneled or Sworn (jurors/alternates):	665	14.1%	
Removed for Cause/Hardship:	711		
Removed by Peremptory Challenge:	601		
Number of Jury Trials Started:	48		
Pool Days:	60		
Zero Panel Days	19	31.7%	(Of Pool Days)

Jury Costs

Total Annual Budget for Juror Operations:	\$266,788.00	J
Average Cost Per Juror:	\$7.77	K

$K = J/A$

Average Cost Per Juror, 2014-2023

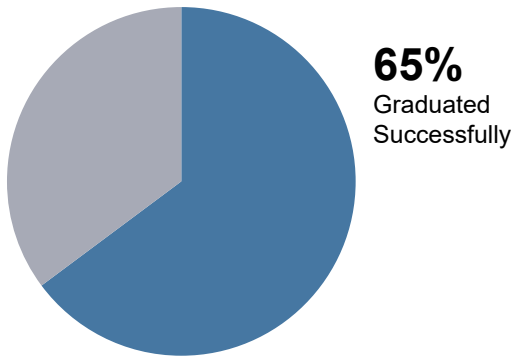


Erie County

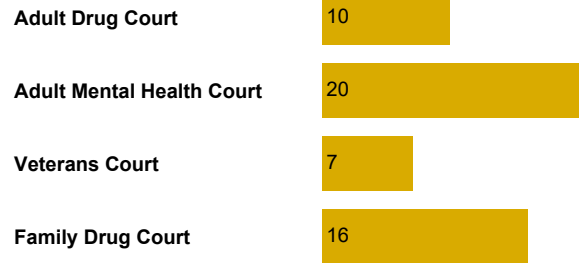
2023 Problem Solving Courts

54 Discharges

Of All Court Participants Discharged:



53 Admissions



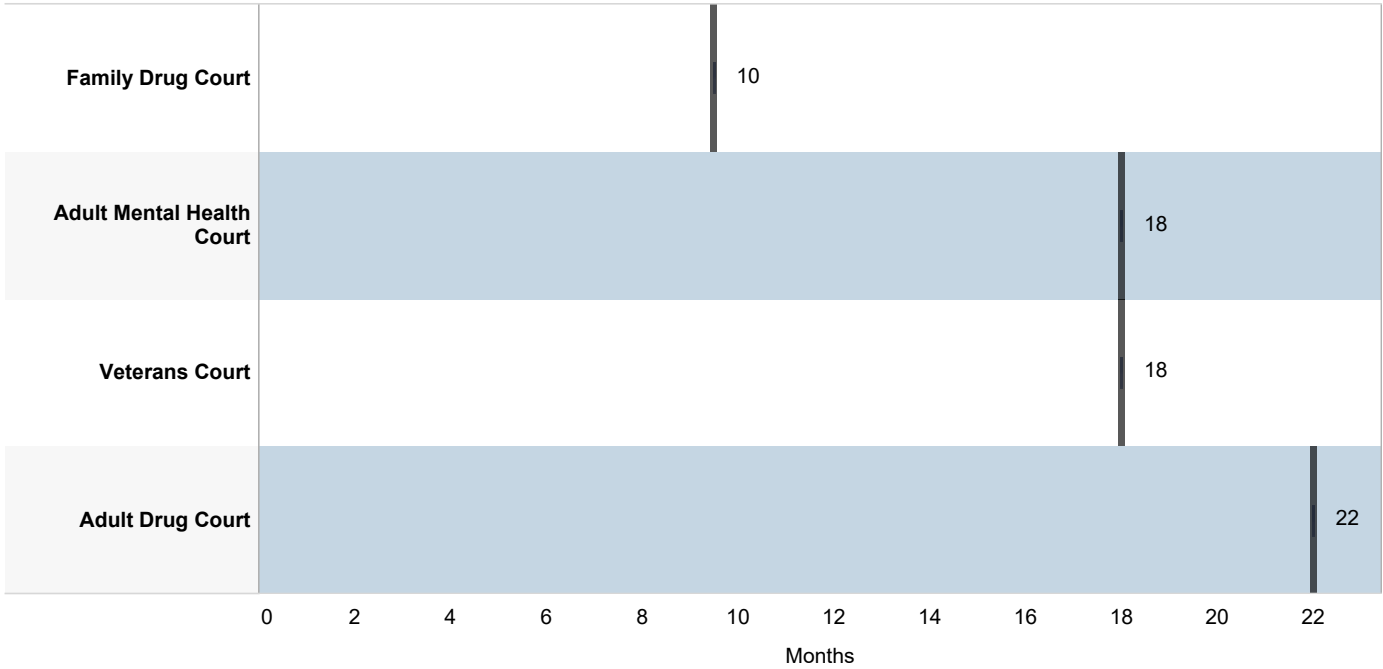
Discharge Reason

	Successfully Completed	Unsuccessful/New Offense	Unsuccessful /Non-Compliant	Voluntarily Withdrew	Unsuccessful /Absconded	Other	Total Discharges
Adult Drug Court	16 (72.7%)		4 (18.2%)		2 (9.1%)		22 (100.0%)
Adult Mental Health Court	7 (53.8%)	1 (7.7%)	4 (30.8%)	1 (7.7%)			13 (100.0%)
Veterans Court	5 (71.4%)		1 (14.3%)			1 (14.3%)	7 (100.0%)
Family Drug Court	7 (58.3%)		3 (25.0%)	2 (16.7%)			12 (100.0%)

Erie County

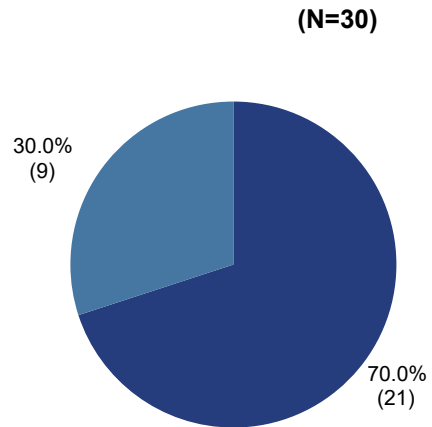
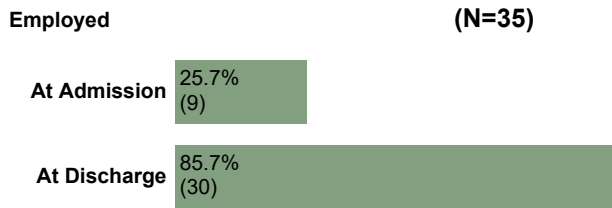
2023 Problem Solving Courts

Median Months from Admission to Discharge



Among successful graduates, there was a 233% increase in employment.

70% of the employed successful graduates were employed full time:



35% (19) of all participants have improved in **education level** at discharge.

■ Employed Full Time
■ Employed Part Time

DEPARTMENT OF RESEARCH & STATISTICS

KIM NIEVES, PH.D.

DIRECTOR

ANDREW GINDER, MPA

ASSISTANT DIRECTOR

YAN LIU, M.S.

SENIOR STATISTICAL ANALYST

SASANKA ADIKARI, PH.D

DATA SCIENTIST

AMANDA PEREIRA

RESEARCH ASSISTANT