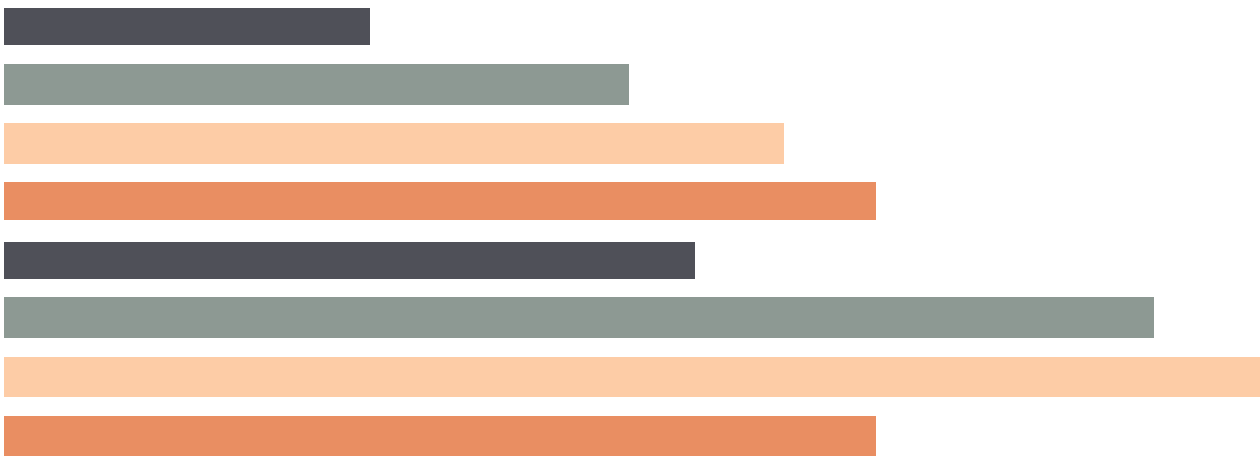
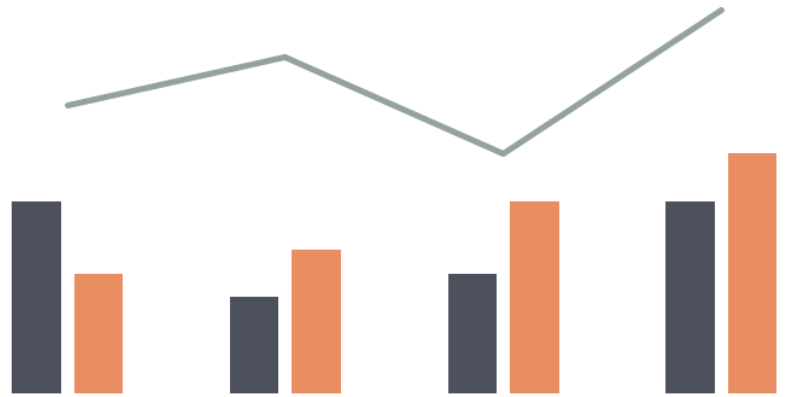


2023 Fayette County

Court of Common Pleas
Caseload Statistics for



We are pleased to provide you with a copy of the 2023 County Caseload Display pages. They can also be viewed on the AOPC webpage at www.pacourts.us in the *News & Statistics* section under *Research & Statistics*.

Should you have any questions or comments, please do not hesitate to contact me at 717.231.3300 .

Sincerely,

A handwritten signature in black ink, appearing to read "Sasanka", is written over a horizontal line. The signature is fluid and cursive.

Sasanka Adikari, Ph.D.
Data Scientist
Department of Research and Statistics

Table of Contents

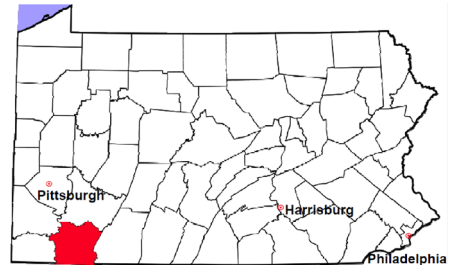
CPCMS Criminal	Page 1
CPCMS Criminal - New Cases by Case Type.....	Page 2
Civil.....	Page 3
Civil - Docketed Cases Listed by Case Type.....	Page 4
Protection From Abuse	Page 5
Spousal & Child Support and Paternity	Page 6
Custody/Partial Custody/Visitation.....	Page 7
Divorce	Page 8
Juvenile Dependency - Active Dependent Inventory	Page 9
Juvenile Dependency - Adjudicated Dependent Inventory	Page 10
Juvenile Delinquency - Cases Pending Disposition.....	Page 11
Juvenile Delinquency - New Cases by Case Type	Page 12
Juvenile Delinquency - Formal Dispositions	Page 13
Juvenile Delinquency - Informal Dispositions	Page 14
Accounts.....	Page 15
Adoptions.....	Page 16
Relinquishments/Terminations	Page 17
Appointment of Guardians	Page 18
Jury Yield and Utilization	Page 19
Problem Solving Courts.....	Pages 20-21

Fayette County

2023 Population estimate: 123,915

Class of County: 4th

No. of Common Pleas Court Judgeships: 5



2023 Criminal No. of Cases

Cases Pending 1/1/2023	1,160
New Cases Filed in 2023	2,492
Reopened Cases	262
Cases Available for Processing	3,914

Processed by:

Withdrawn/Dismissed	272	11.1%
Diversionsary Disposition*	338	13.8%
Guilty Plea	1,602	65.2%
Non-Jury Trial	7	0.3%
Jury Trial	38	1.5%
Inactive	196	8.0%
Other	5	0.2%
Total Cases Processed	2,458	100.0%

Cases Pending 12/31/2023 **1,456**

Cases Awaiting Sentencing 16

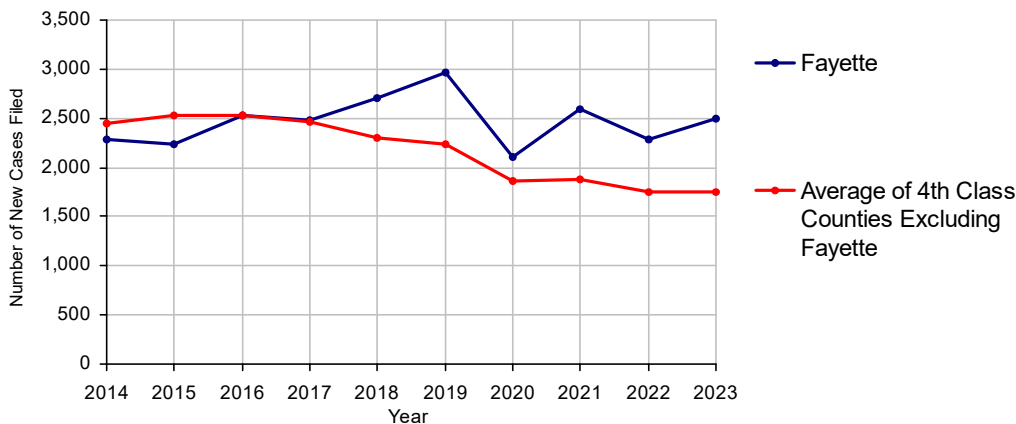
Data provided by CPCMS

* Includes other diversionsary programs such as Veterans Court.

Age of Pending Cases as of 12/31/2023

0-60 Days	412	28.3%
61-120 Days	271	18.6%
121-180 Days	202	13.9%
181-240 Days	224	15.4%
241-300 Days	125	8.6%
301-360 Days	90	6.2%
Over 360 Days	132	9.1%
Total	1,456	100.0%

Criminal New Cases, 2014-2023



Fayette County

2023 Population: 123,915
 Class of County: 4th
 No. of Common Pleas Judgeships: 5

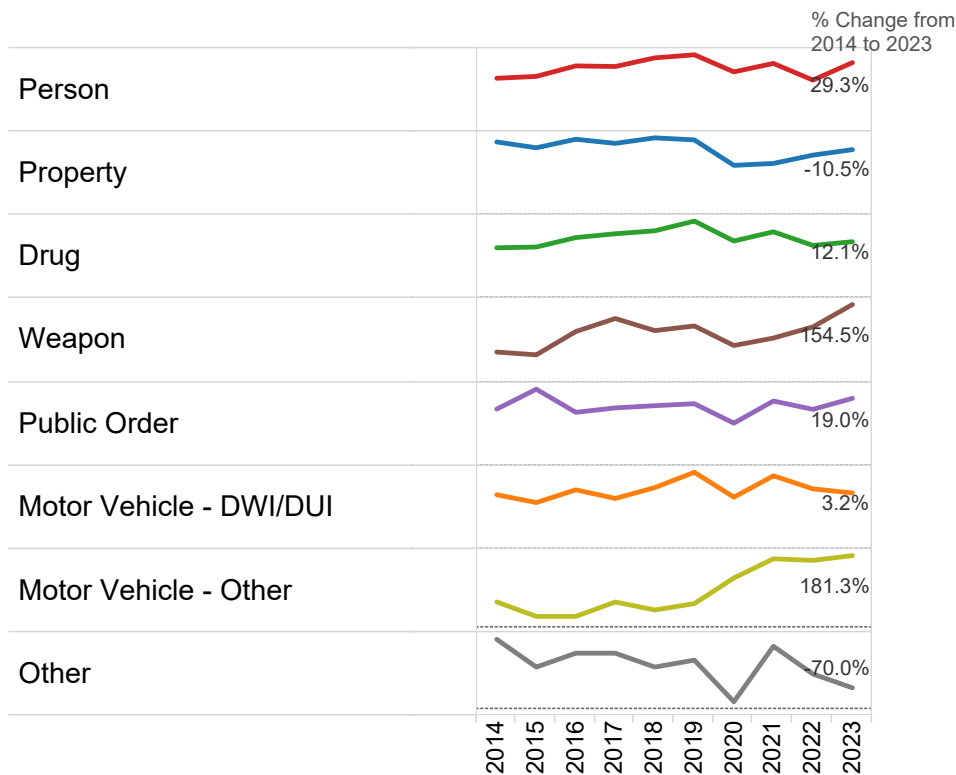


2023 Criminal - New Cases by Offense Type

Case Type	Felony	Misdemeanor	Summary	Total	
Person	178	157	0	335	13.4%
Property	330	274	0	604	24.2%
Drug	137	436	0	573	23.0%
Weapon	60	24	0	84	3.4%
Public Order	106	169	0	275	11.0%
Motor Vehicle - DWI/DUI	31	542	0	573	23.0%
Motor Vehicle - Other	1	44	0	45	1.8%
Other	2	1	0	3	0.1%
Total	845	1,647	0	2,492	100.0%
	33.9%	66.1%	0.0%	100.0%	

Data provided by CPCMS

Criminal New Cases by Offense Type, 2014-2023

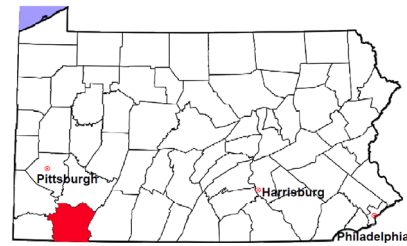


Fayette County

2023 Population estimate: 123,915

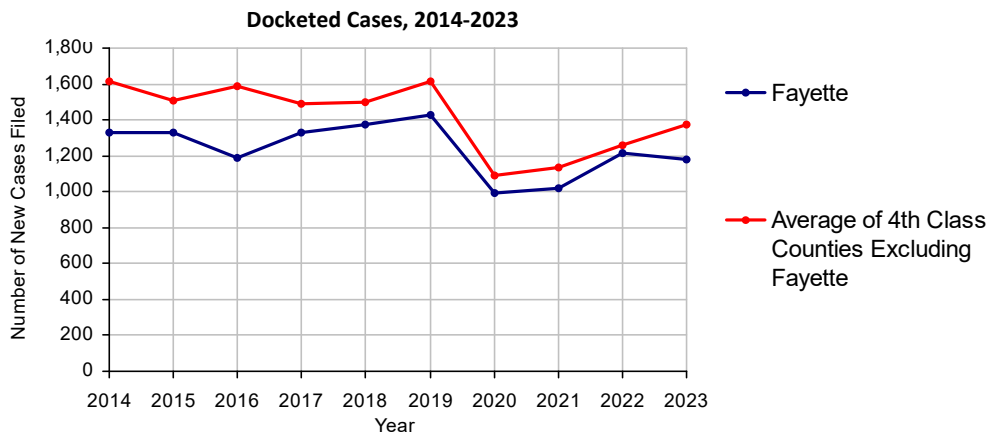
Class of County: 4th

No. of Common Pleas Court Judgeships: 5



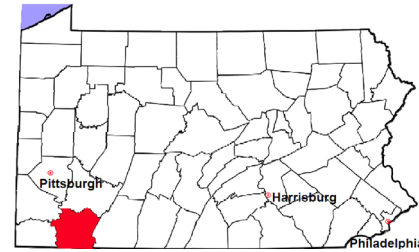
2023 Civil	Civil Action	Other	Total
Cases Pending 1/1/2023	919	661	1,580
Docketed Cases	728	452	1,180
Arbitration Appeals	9	4	13
Transferred In	0	0	0
Returned to Active	94	52	146
Cases Available for Processing	1,750	1,169	2,919
Processed By:			
Default Judgments	287	123	410
Cases Decided by Arbitration Board	34	2	36
Dispositive Motions	52	117	169
Settlements	102	27	129
Moved to Inactive Status	3	11	14
Transferred/Withdrawn	1	3	4
Dismissed/Discontinued	351	178	529
Administrative Purge	65	25	90
Other	0	0	0
Jury Trial	3	0	3
Non-Jury Trial	3	0	3
Total Cases Processed	901	486	1,387
Cases Pending 12/31/2023	849	683	1,532

Age of Pending Cases as of 12/31/2023 (Civil Action Only)		
0-6 months	321	37.8%
7-12 months	128	15.1%
13-18 months	126	14.8%
19-24 months	75	8.8%
25-30 months	69	8.1%
31-36 months	35	4.1%
37-42 months	30	3.5%
43-48 months	15	1.8%
49-54 months	17	2.0%
55-60 months	14	1.6%
61-66 months	10	1.2%
67-72 months	2	0.2%
Over 72 months	7	0.8%
Total	849	100.0%



Fayette County

2023 Population estimate: 123,915
 Class of County: 4th
 No. of Common Pleas Court Judgeships: 5



2023 Civil - Docketed Cases Listed by Case Type

TORT	143	12.1%	REAL PROPERTY	326	27.6%
<i>(does not include mass tort)</i>			Ejectment*	32	
Intentional	10		Eminent Domain/Condemnation*	14	
Malicious Prosecution	0		Ground Rent	0	
Motor Vehicle	60		Landlord/Tenant Dispute	50	
Nuisance	0		Mortgage Foreclosure:		
Premise Liability	29		Residential*	162	
Product Liability	2		Commercial*	3	
Slander/Libel/Defamation	2		Partition of Real Property*	8	
Other	40		Quiet Title*	36	
MASS TORT	0		Other*	21	
Asbestos	0		CIVIL APPEALS	98	8.3%
Tobacco	0		<i>- Administrative Agencies</i>		
Toxic Tort - DES	0		Board of Assessment*	11	
Toxic Tort - Implant	0		Board of Elections*	3	
Toxic Waste	0		Dept. of Transportation*	70	
Other	0		Zoning Board*	4	
PROFESSIONAL LIABILITY	9	0.8%	Statutory Appeal - Other*	3	
Dental	0		Other*	7	
Legal	0		MISCELLANEOUS	78	6.6%
Medical Malpractice	7		Common Law/		
Other	2		Statutory Arbitration*	0	
CONTRACT	526	44.6%	Declaratory Judgment*	1	
<i>(does not include judgments)</i>			Mandamus*	0	
Buyer Plaintiff	8		Non-Domestic Relations		
Debt Collection: Credit Card	315		Restraining Order*	16	
Debt Collection: Other	164		Quo Warranto*	0	
Employment Dispute: Discrimination	2		Replevin*	20	
Employment Dispute: Other	3		Other*	41	
Other	34		TOTAL DOCKETED CASES:	1,180	100.0%

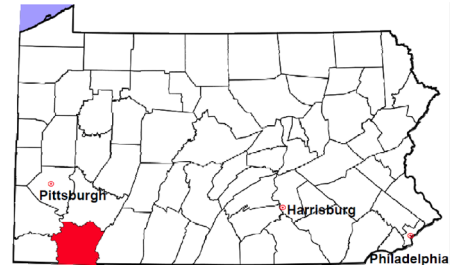
Of the Docketed Cases:

Pro Se Filings: 14 1.2% Class Action Suits: 1 0.1% MDJ Appeals: 77 6.5%

*Civil Other

Fayette County

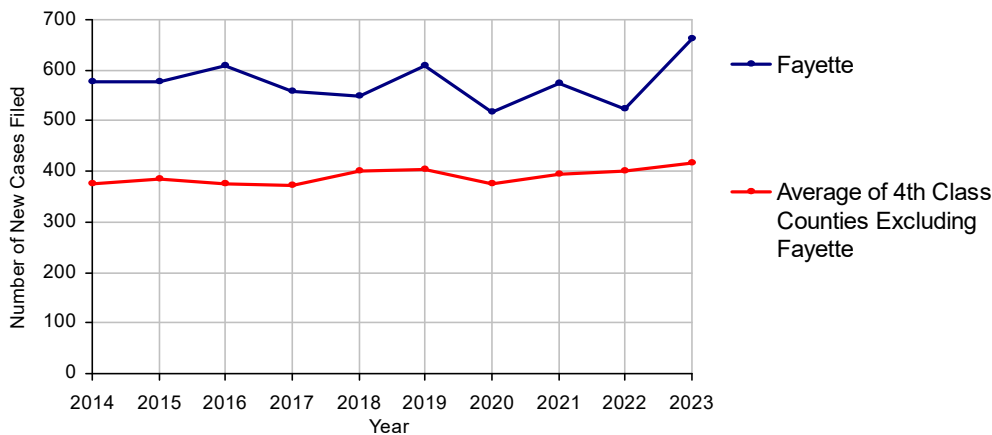
2023 Population estimate: 123,915
 Class of County: 4th
 No. of Common Pleas Court Judgeships: 5



2023 Protection From Abuse

	No. of Petitions	
Cases Pending 1/1/2023	49	
New Cases Filed in 2023	662	
<i>Of these, Petitions Requesting Temporary Orders: 662 (100.0%)</i>		
<i>Temporary Orders DENIED: 112 (16.9%), Temporary Orders GRANTED: 550 (83.1%)</i>		
Cases Available for Processing	711	
Processed By:		
Temporary Order DENIED After Ex Parte Hearing and No Evidentiary Hearing Scheduled	46	7.1%
Temporary Order DISMISSED After Evidentiary Hearing and No Final Order Entered	0	
Final Order DENIED After Evidentiary Hearing Before a Judge or a Judicial Officer	41	6.3%
Final Order GRANTED After Evidentiary Hearing Before a Judge or a Judicial Officer	90	13.8%
Plaintiff Did Not Appear For Evidentiary Hearing	164	25.2%
Final Order by STIPULATION OR AGREEMENT Between the Parties	156	24.0%
Petition WITHDRAWN by Plaintiff	154	23.7%
TRANSFERRED to Another Jurisdiction	0	
Other	0	
Cases Processed	651	100.0%
Cases Pending 12/31/2023	60	

PFA New Cases Filed, 2014-2023

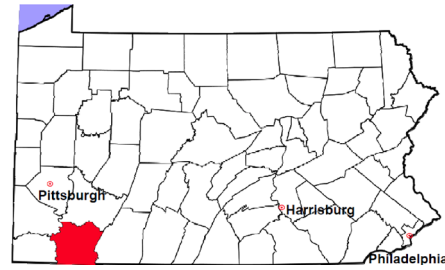


Fayette County

2023 Population estimate: 123,915

Class of County: 4th

No. of Common Pleas Court Judgeships: 5



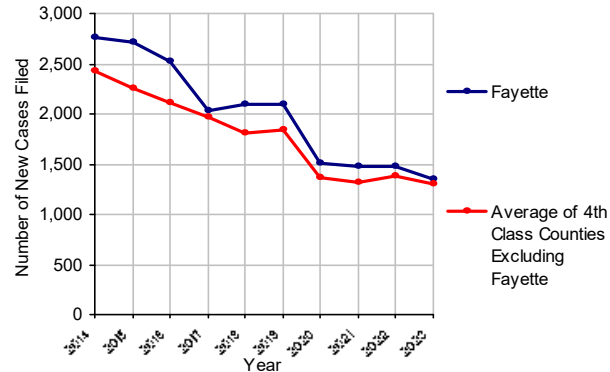
2023 Spousal & Child Support	No. of Petitions
Cases Pending 1/1/2023	210
New Cases Filed in 2023	1,344
Dockets Transferred In (+)	11
Dockets Transferred Out (-)	9
Cases Available for Processing	1,556
Processed By:	
Judge	60 4.4%
Intake Officer	1,302 95.6%
Hearing Officer	0
Other	0
Cases Processed	1,362 100.0%
Cases Pending 12/31/2023	194

Data provided by PACSES

2023 Paternity	No. of Cases
Acknowledgements Filed:	
Non-Domestic Relations Section	115 81.6%
During Conference	20 14.2%
Non-Stipulated (post genetic test)	0
Pre-Trial Conference	6 4.3%
Total	141 100.0%
Established:	
Stipulated by Genetic Tests	24 38.1%
Default - Father Failed to Appear	0
Adjudication by Court Proceeding	0
Out of State	39 61.9%
Total	63 100.0%
Cases Pending 12/31/2023	65

Data provided by PACSES

Spousal & Child Support New Cases, 2014-2023



DEFINITIONS:

ACKNOWLEDGEMENTS FILED:

NON-DOMESTIC RELATIONS SECTION: The voluntary Acknowledgement of Paternity by the alleged father.
DURING CONFERENCE: The alleged father signed the Acknowledgement of Paternity-Waiver of Trial (PE-010) at the initial child support conference.
NON-STIPULATED (POST GENETIC TEST): The alleged father signed the Acknowledgement of Paternity-Waiver of Trial after genetic tests were conducted and resulted in the alleged father being determined to be the biological father.
PRE-TRIAL CONFERENCE: The alleged father signed the Acknowledgement of Paternity-Waiver of Trial at the pre-trial conference.

ESTABLISHED:

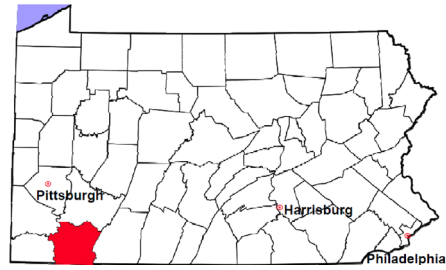
STIPULATED BY GENETIC TESTS: The alleged father requested genetic tests and signed a stipulation that if the test results had a 99% or higher probability of paternity then the alleged father would be stipulated as the biological father of the child.
DEFAULT - FATHER FAILED TO APPEAR: The alleged father failed to appear after being served for either a support conference, hearing, or genetic test and a default paternity order was entered by the court.
ADJUDICATION BY COURT PROCEEDING: The alleged father was determined to be the biological father of the child through a court proceeding.
OUT OF STATE: Paternity was established in another state, "Out of state only".

Fayette County

2023 Population Estimate: 123,915

Class of County: 4th

No. of Common Pleas Court Judgeships: 5

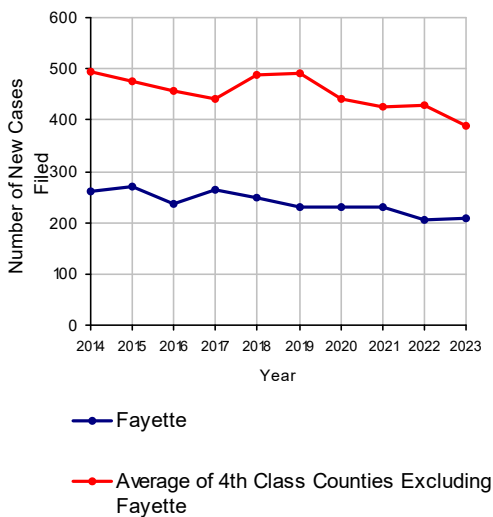


2023 Custody/Partial Custody/Visitation

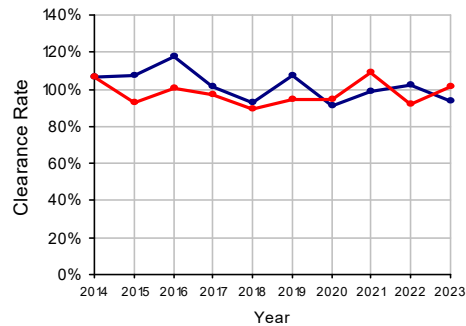
No. of Petitions

Cases Pending 1/1/2023	182
New Cases Filed in 2023	208
Cases Available for Processing	390
Processed By:	
Judge	13 6.7%
Non-Judicial Officer	125 64.1%
Administrative Review/Purge	0
Other	57 29.2%
Cases Processed	195 100.0%
Cases Pending 12/31/2023	195

Custody/Partial Custody/Visitation New Cases Filed, 2014-2023

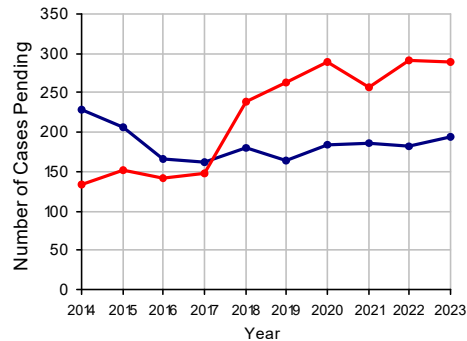


Clearance Rate, 2014-2023



Note: Clearance Rate = Cases Processed / New Cases Filed

Cases Pending at the End of Year, 2014-2023

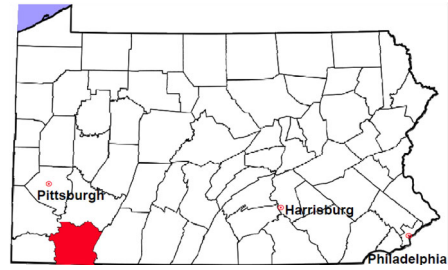


Fayette County

2023 Population estimate: 123,915

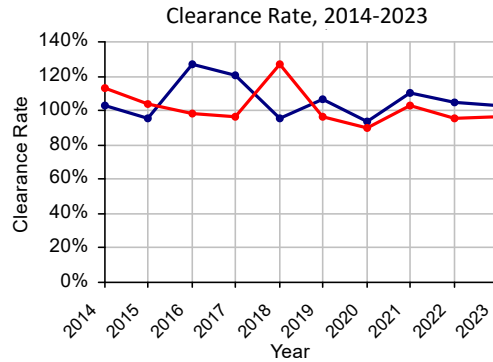
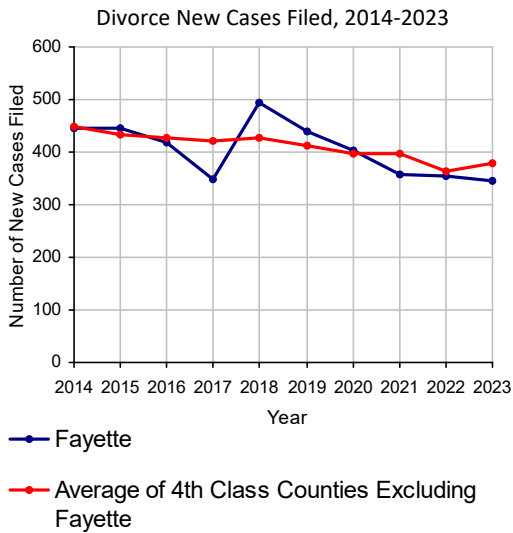
Class of County: 4th

No. of Common Pleas Court Judgeships: 5

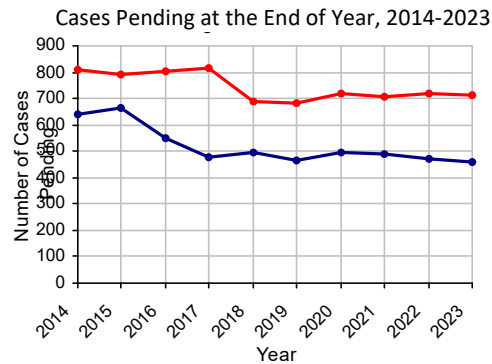


2023 Divorce

	No. of Petitions	
Cases Pending 1/1/2023	472	
New Cases Filed in 2023	346	
Cases Available for Processing	818	
Processed By:		
Contested Before a Judge	3	0.8%
Contested Before a Non-Judicial Officer	0	
Uncontested	304	85.2%
Administrative Review/Purge	43	12.0%
Other	7	2.0%
Cases Processed	357	100.0%
Cases Pending 12/31/2023	461	

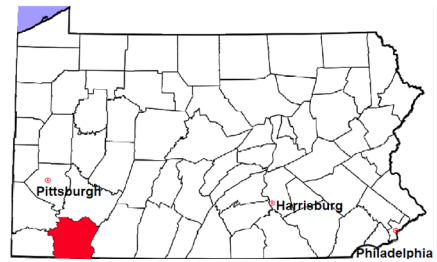


Note: Clearance Rate = Cases Processed / New Cases Filed



Fayette County

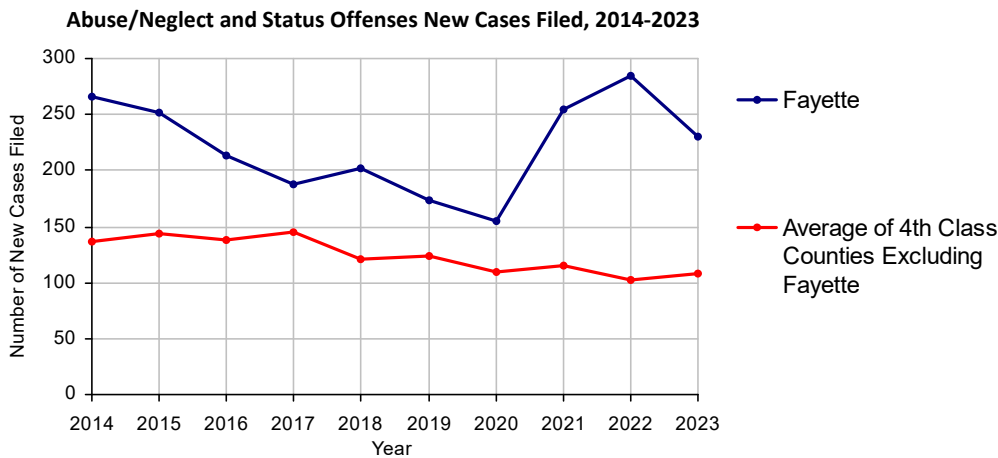
2023 Population estimate: 123,915
 Class of County: 4th
 No. of Common Pleas Court Judgeships: 5



2023 Juvenile Dependency - Petitions Pending Adjudication

	Abuse/ Neglect	Status Offenses	Total
Cases Pending 1/1/2023	62	5	67
New Petitions Filed in 2023	225	5	230
Other	150	3	153
Total Petitions Available for Processing	437	13	450
Processed by:			
Adjudicated Dependent			
Judge	227	4	231
Juvenile Court Hearing Officer	0	0	0
Adjudicated NOT Dependent			
Judge	52	0	52
Juvenile Court Hearing Officer	0	0	0
Withdrawn/Dismissed/Inactive	14	0	14
Other	52	6	58
Total Petitions Processed	345	10	355
Cases Pending 12/31/2023	92	3	95

Data provided by CPCMS

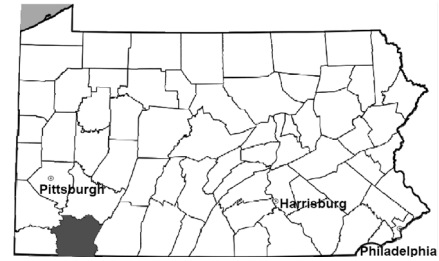


Fayette County

2023 Population estimate: 123,915

Class of County: 4th

No. of Common Pleas Court Judgeships: 5



2023 Juvenile Dependency - Adjudicated Dependent Inventory

	Abuse/ Neglect	Status Offenses	Total
Cases Pending 1/1/2023	247	11	258
New Adjudicated Dependent Cases	227	4	231
Other	4	1	5
Total Adjudicated Dependent Cases	478	16	494

Court Supervision Terminated:

Family Reunification	59	25.9%	2	16.7%	61	25.4%
Adoption	24	10.5%	0		24	10.0%
Placement with a Relative/Guardian	82	36.0%	6	50.0%	88	36.7%
Aged Out	3	1.3%	1	8.3%	4	1.7%
Other Permanency Outcomes*	1	0.4%	0		1	0.4%
Other**	59	25.9%	3	25.0%	62	25.8%
Total Adjudicated Dependent Cases Terminated	228	100.0%	12	100.0%	240	100.0%
Cases Pending 12/31/2023	250		4		254	

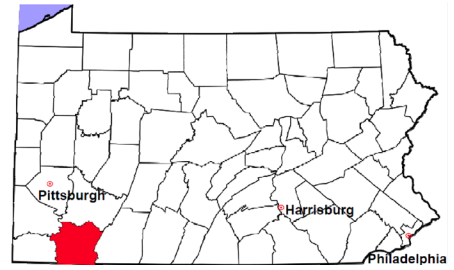
Data provided by CPCMS

* Other Permanency Outcomes include: adjudicated delinquent, death due to natural causes, emancipation, permanent living arrangement, and parent has come forward.

** Other includes cases where court supervision is terminated due to transfer out of jurisdiction, withdrawal and administrative closure.

Fayette County

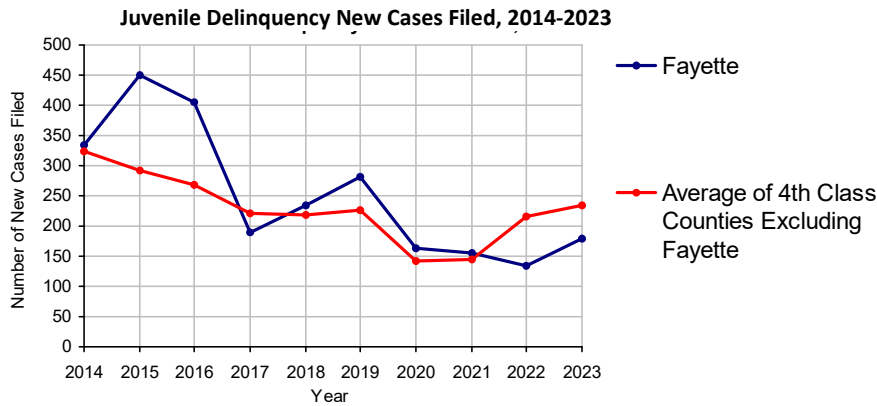
2023 Population estimate: 123,915
 Class of County: 4th
 No. of Common Pleas Court Judgeships: 5



2023 Juvenile Delinquency - Cases Pending Disposition

Begin Pending	48
New Cases	178
Consent Decree Revoked	3
Informal Adjustment Program Revoked	0
Alternative Program Revoked	0
Warrant Returned	0
Other	13
Total Cases Available for Disposition	242
Warrant Issued	1
Disposed by:	
Adjudicated Delinquent by a Judge	43
Adjudicated Delinquent by a Juvenile Court Hearing Officer	0
Consent Decree Entered	21
Informal Adjustment Program Entered	72
Warned and Counseled (Pre-Petition)	1
Dismissed/Withdrawn/Transferred	41
Transferred to Criminal Court	0
Other	0
Total Cases Disposed	178
End Pending	63

Data provided by CPCMS



Fayette County

2023 Population: 123,915
 Class of County: 4th
 No. of Common Pleas Judgeships: 5

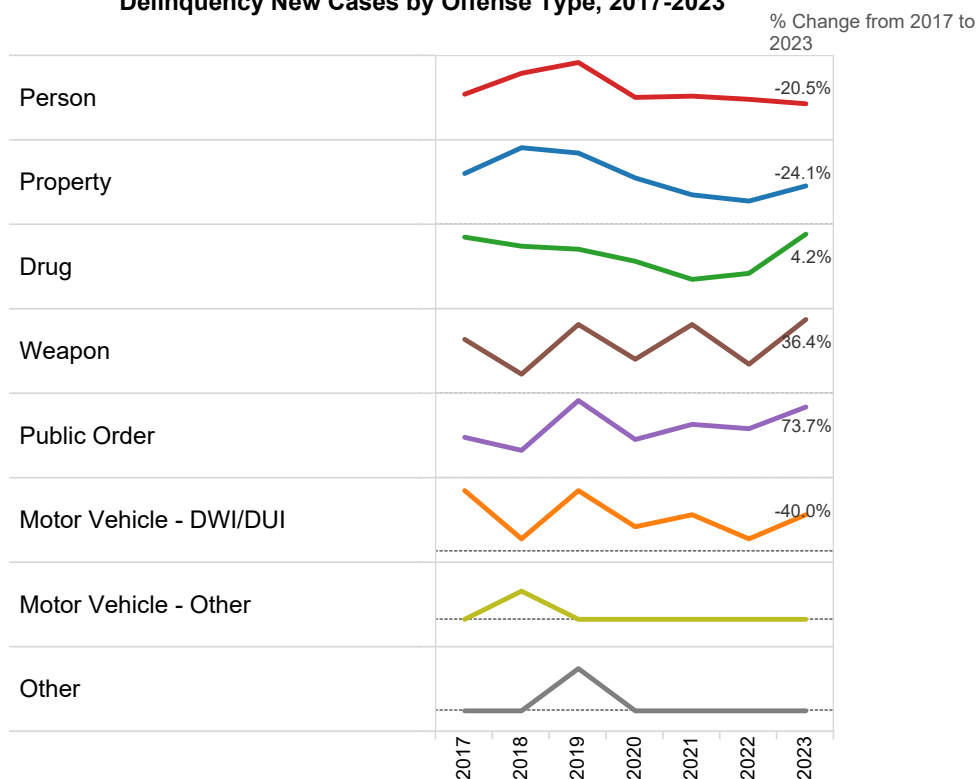


2023 Delinquency - New Cases by Offense Type

Case Type	Felony	Misdemeanor	Summary	Total	
Person	19	39	0	58	32.6%
Property	28	16	0	44	24.7%
Drug	2	23	0	25	14.0%
Weapon	5	10	0	15	8.4%
Public Order	4	29	0	33	18.5%
Motor Vehicle - DWI/DUI	0	3	0	3	1.7%
Motor Vehicle - Other	0	0	0	0	0.0%
Other	0	0	0	0	0.0%
Total	58	120	0	178	100.0%
	32.6%	67.4%	0.0%	100.0%	

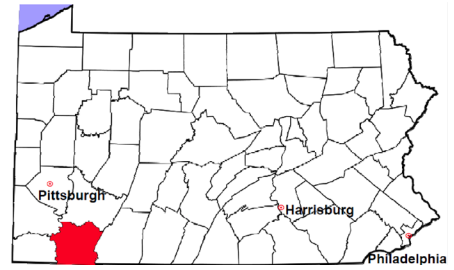
Data provided by CPCMS

Delinquency New Cases by Offense Type, 2017-2023



Fayette County

2023 Population estimate: 123,915
Class of County: 4th
No. of Common Pleas Court Judgeships: 5



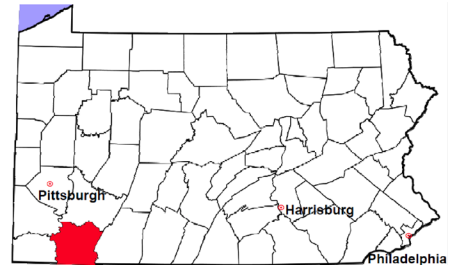
2023 Juvenile Delinquency - Formal Dispositions

Begin Pending	67
Adjudicated Delinquent by a Judge	43
Adjudicated Delinquent by a Juvenile Court Hearing Officer	0
Warrant Returned	3
Other	0
Total Adjudicated Delinquent Cases	113
Warrant Issued	4
Court Supervision Terminated:	
Conditions Satisfied	24
Compelling Reasons	14
Reached Age 21	0
Transferred to Another Juvenile Court	0
Other	0
Total Adjudicated Delinquent Cases Terminated	38
End Pending	71

(R) - Revised
Data provided by CPCMS

Fayette County

2023 Population estimate: 123,915
 Class of County: 4th
 No. of Common Pleas Court Judgeships: 5

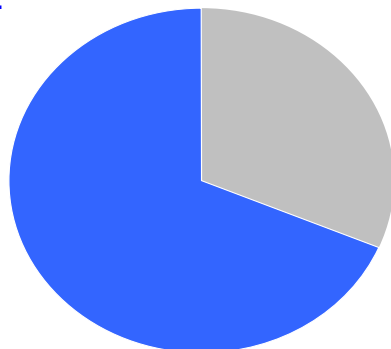


2023 Juvenile Delinquency - Informal Dispositions

Pending Consent Decrees	18
Pending Informal Adjustments	51
New Consent Decrees	21
New Informal Adjustments	72
Warrant Returned	0
Other	1
Cases Informally Disposed	163
Warrant Issued	0
Terminated by:	
Consent Decree Completed	14
Informal Adjustment Completed	52
Consent Decree Revoked	3
Informal Adjustment Program Revoked	0
Other	2
Total Informally Disposed Cases Terminated	71
End Pending	92

(R) - Revised
 Data provided by CPCMS

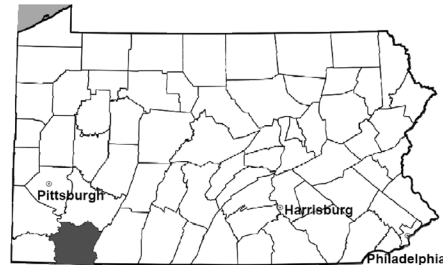
Informal Dispositions: **69%**



Delinquency Cases are disposed either formally, at a proceeding held before a judge or hearing officer, or informally without a proceeding. Informal dispositions include informal adjustments supervised by a juvenile probation officer; consent decrees agreed upon with the District Attorney after a petition is filed; or other pre-petition process by the juvenile probation department.

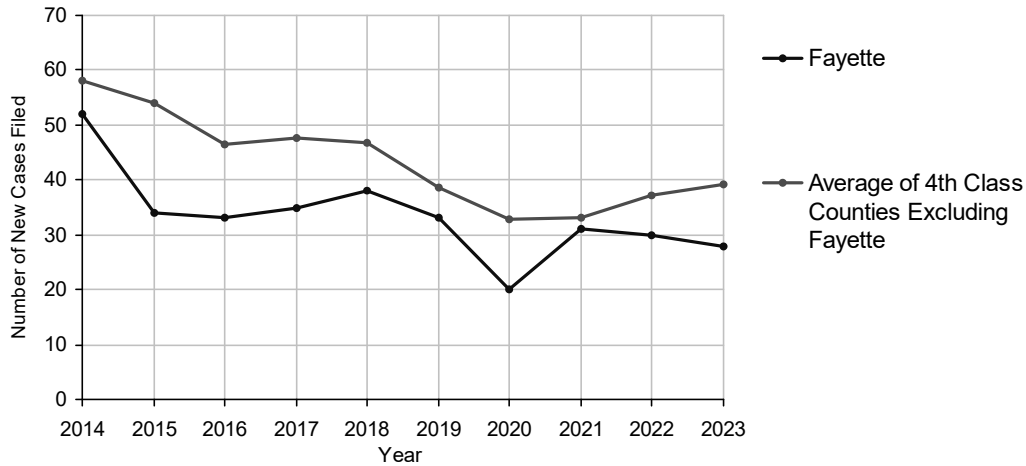
Fayette County

2023 Population estimate: 123,915
 Class of County: 4th
 No. of Common Pleas Court Judgeships: 5



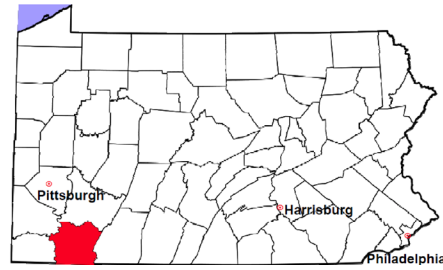
2023 Accounts	No. of Cases	
Cases Pending 1/1/2023	3	
New Cases Filed in 2023	28	
Cases Available for Processing	31	
Processed By:		
Contested before a Judge	0	
Contested before a Non-Judicial Officer	0	
Uncontested	23	100.0%
Other	0	
Cases Processed	23	100.0%
Cases Pending 12/31/2023	8	

Accounts New Cases Filed, 2014-2023



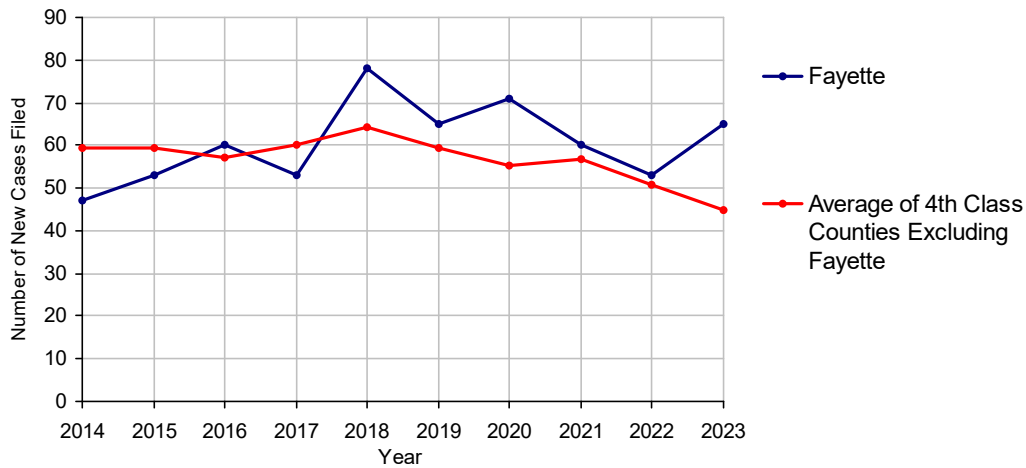
Fayette County

2023 Population estimate: 123,915
 Class of County: 4th
 No. of Common Pleas Court Judgeships: 5



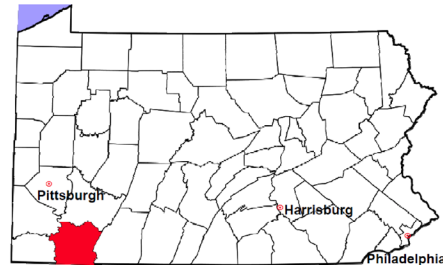
2023 Adoptions		No. of Cases	
Cases Pending 1/1/2023		3	
New Cases Filed in 2023		65	
Cases Available for Processing		68	
Processed By:			
Contested before a Judge	Granted	0	
	Denied	0	
Uncontested	Granted	59	100.0%
	Denied	0	
Other		0	
Cases Processed		59	100.0%
Cases Pending 12/31/2023		9	

Adoptions New Cases Filed, 2014-2023

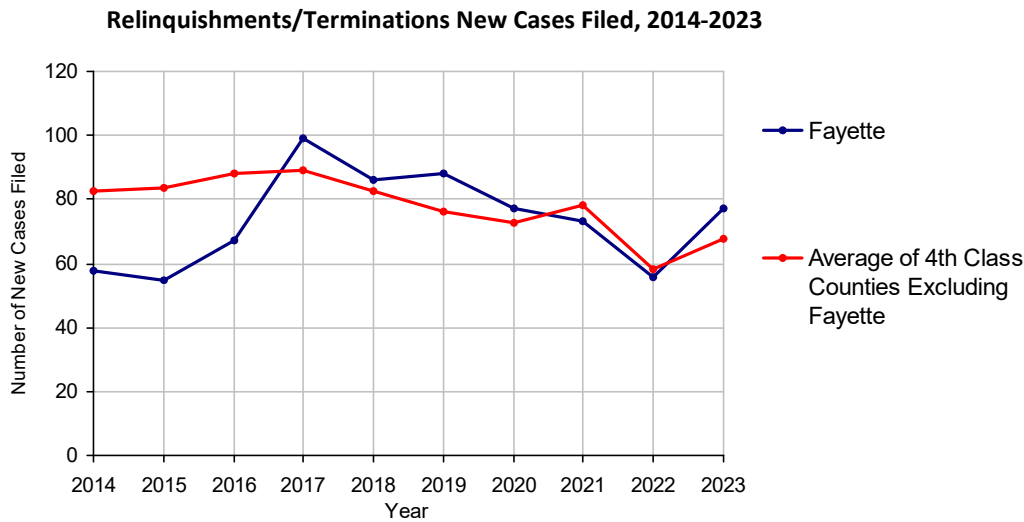


Fayette County

2023 Population estimate: 123,915
 Class of County: 4th
 No. of Common Pleas Court Judgeships: 5

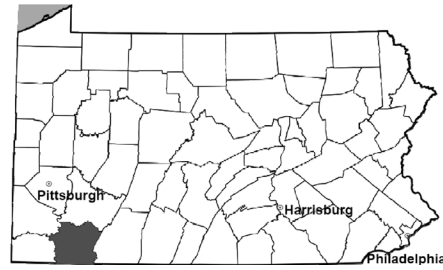


2023 Relinquishments/Terminations	No. of Cases	
Cases Pending 1/1/2023	18	
New Cases Filed in 2023	77	
Cases Available for Processing	95	
Processed By:		
Contested before a Judge	0	
Uncontested	40	81.6%
Other	9	18.4%
Cases Processed	49	100.0%
Cases Pending 12/31/2023	46	



Fayette County

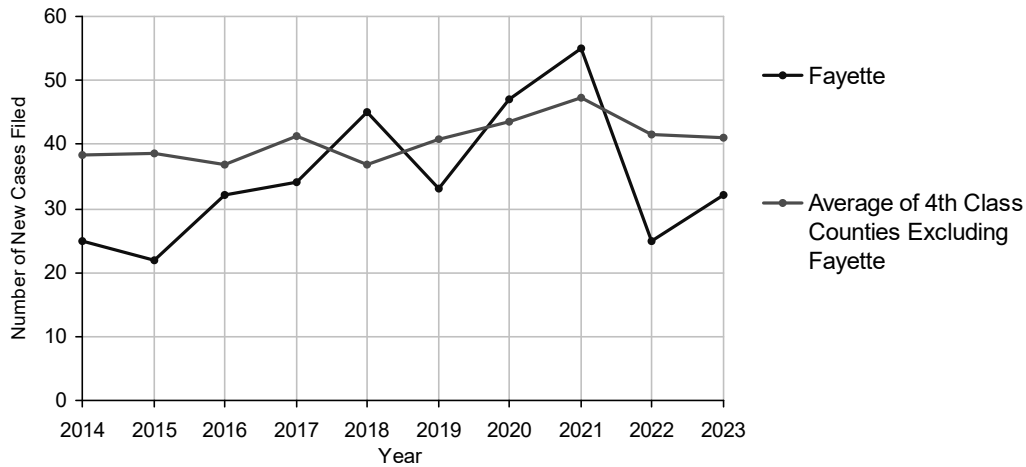
2023 Population estimate: 123,915
 Class of County: 4th
 No. of Common Pleas Court Judgeships: 5



2023 Appointment of Guardians

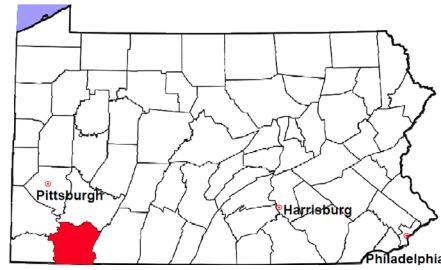
	No. of Cases	
Cases Pending 1/1/2023	6	
New Cases Filed in 2023	32	
Cases Available for Processing	38	
Processed By:		
Contested before a Judge	0	
Uncontested	28	100.0%
Other	0	
Cases Processed	28	100.0%
Cases Pending 12/31/2023	10	

Appointment of Guardians New Cases Filed, 2014-2023



Fayette County

2023 Population estimate: 123,915
 Class of County: 4th
 No. of Common Pleas Court Judgeships: 5



2023 Jury Yield and Utilization

Jury Yield

Qualification Questionnaires/Summonses Mailed:	10,400	A		
Returned Undeliverable:	1,055	B	10.1%	Of Qualification Questionnaires/ Summonses Mailed
Not Responded to:	1,717	C	16.5%	
the Number of Prospective Jurors:				
Disqualified:	811	D	7.8%	
Exempted:	2,574	E	24.8%	
Excused:	1,261	F	12.1%	
Deferred to New Term:	556	G	5.3%	
Deferred from Previous Term:	60	H	0.6%	
Total Number of Qualified Jurors Available for Service:	2,486	I	23.9%	

$I = A - B - C - D - E - F - G + H$

Jury Utilization

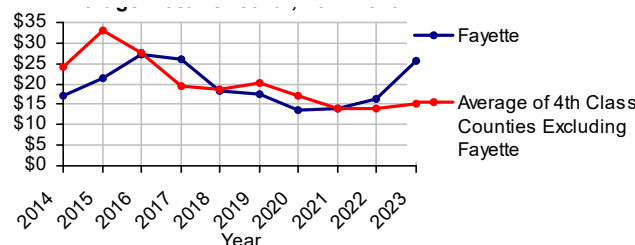
the Number of Jurors:				
Reporting for Service:	3,233		130.0%	Of Jurors Qualified and Available
Told Not to Report for Service:	2,659		107.0%	
Sent to Courtroom for Jury Selection (Voir Dire):	1,898		58.7%	Of Jurors Reporting for Service
Impaneled or Sworn (jurors/alternates):	680		21.0%	
Removed for Cause/Hardship:	77			
Removed by Peremptory Challenge:	667			
Number of Jury Trials Started:	47			
Pool Days:	31			
Zero Panel Days	8		25.8%	(Of Pool Days)

Jury Costs

Total Annual Budget for Juror Operations:	\$266,575.00	J
Average Cost Per Juror:	\$25.63	K

$K = J/A$

Average Cost Per Juror, 2014-2023

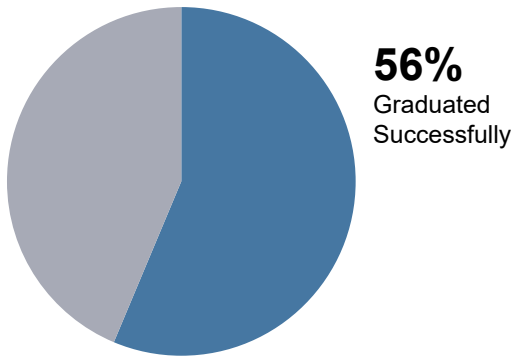


Fayette County


2023 Problem Solving Courts

87 Discharges

Of All Court Participants Discharged:



51 Admissions



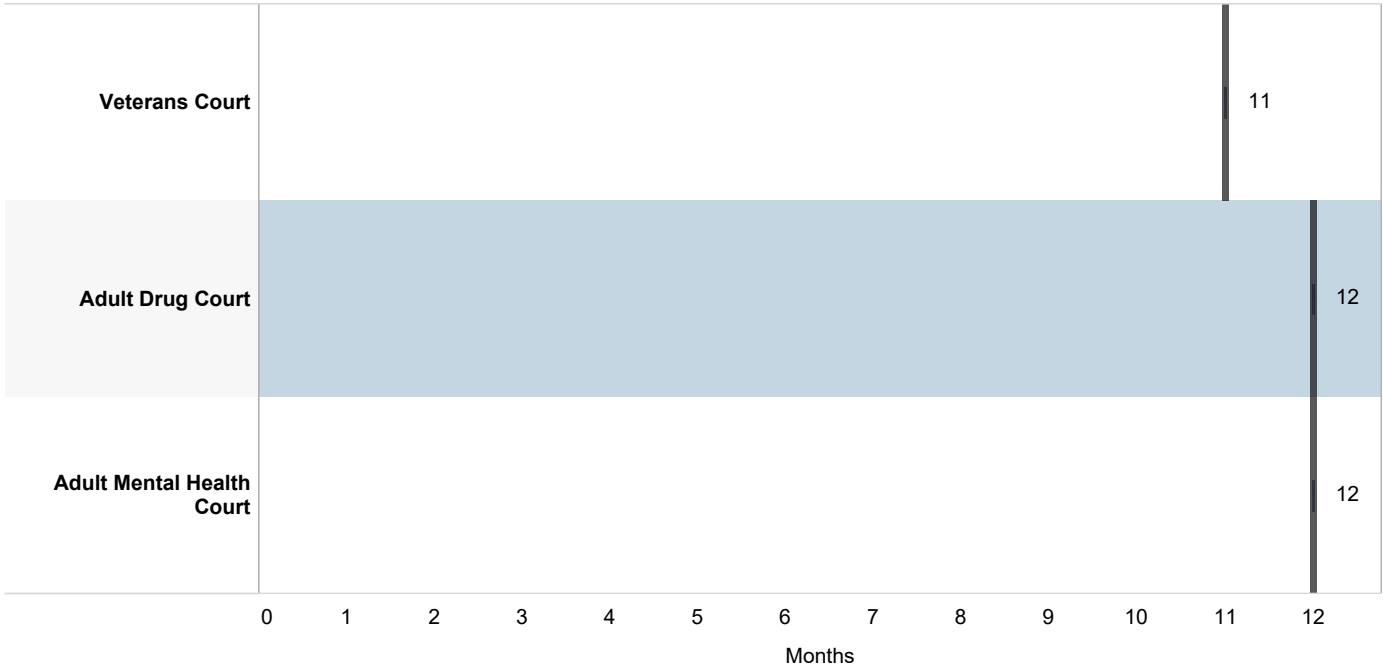
Discharge Reason

	Successfully Completed	Unsuccessful/New Offense	Unsuccessful /Non-Compliant	Voluntarily Withdrew	Unsuccessful /Absconded	Other	Total Discharges
Adult Drug Court	26 (46.4%)	5 (8.9%)	5 (8.9%)	1 (1.8%)	11 (19.6%)	8 (14.3%)	56 (100.0%)
Adult Mental Health Court	20 (83.3%)	1 (4.2%)			1 (4.2%)	2 (8.3%)	24 (100.0%)
Veterans Court	3 (42.9%)			1 (14.3%)	1 (14.3%)	2 (28.6%)	7 (100.0%)

Fayette County

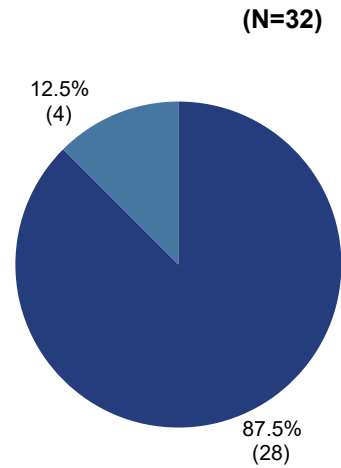

2023 Problem Solving Courts

Median Months from Admission to Discharge



Among successful graduates, there was a 52% increase in employment.

88% of the employed successful graduates were employed full time:



24% (21) of all participants have improved in **education level** at discharge.

■ Employed Full Time
■ Employed Part Time

DEPARTMENT OF RESEARCH & STATISTICS

KIM NIEVES, PH.D.

DIRECTOR

ANDREW GINDER, MPA

ASSISTANT DIRECTOR

YAN LIU, M.S.

SENIOR STATISTICAL ANALYST

SASANKA ADIKARI, PH.D

DATA SCIENTIST

AMANDA PEREIRA

RESEARCH ASSISTANT