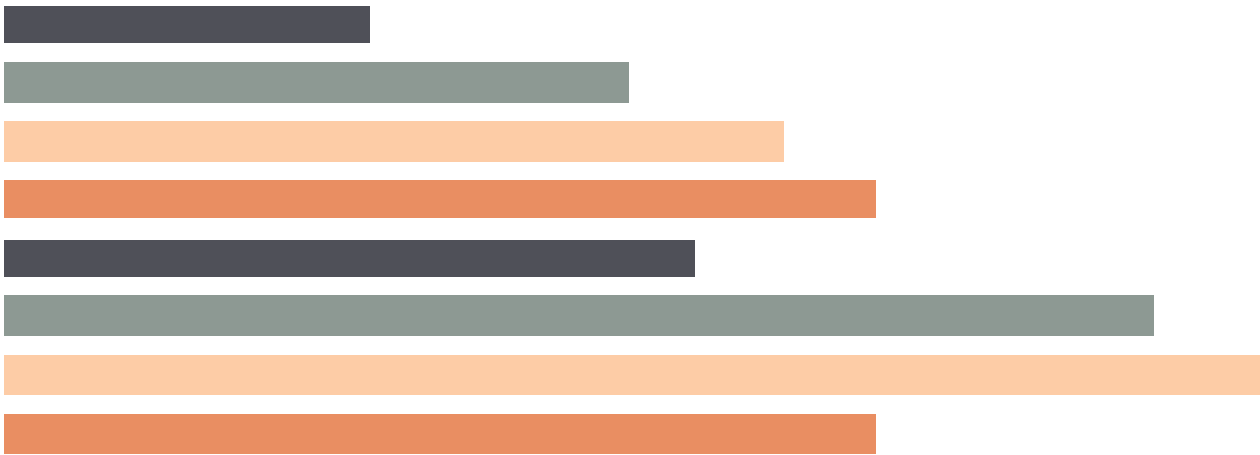
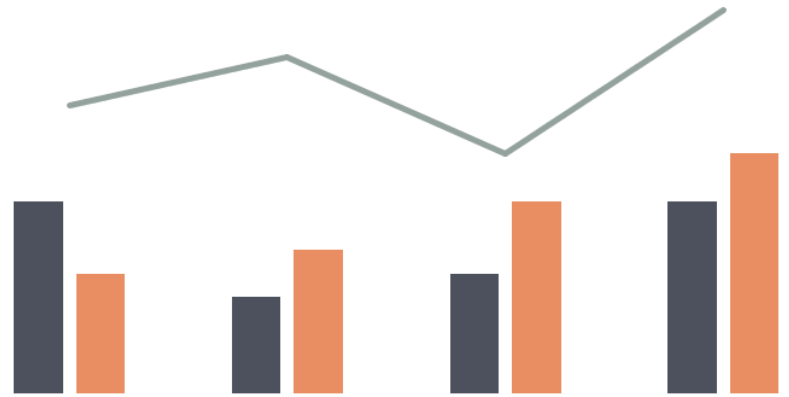


# 2023

Court of Common Pleas  
Caseload Statistics for

# Lackawanna County






We are pleased to provide you with a copy of the 2023 County Caseload Display pages. They can also be viewed on the AOPC webpage at [www.pacourts.us](http://www.pacourts.us) in the *News & Statistics* section under *Research & Statistics*.

Should you have any questions or comments, please do not hesitate to contact me at 717.231.3300 .

Sincerely,

A handwritten signature in black ink, appearing to read "Sasanka", written over a horizontal line.

Sasanka Adikari, Ph.D.  
Data Scientist  
Department of Research and Statistics



# Table of Contents

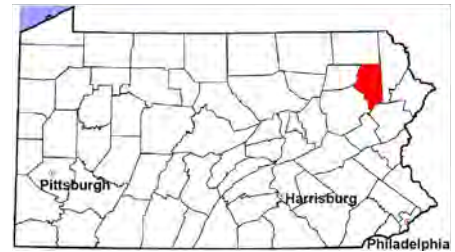
CPCMS Criminal .....	Page 1
CPCMS Criminal - New Cases by Case Type.....	Page 2
Civil.....	Page 3
Civil - Docketed Cases Listed by Case Type.....	Page 4
Protection From Abuse .....	Page 5
Spousal & Child Support and Paternity .....	Page 6
Custody/Partial Custody/Visitation.....	Page 7
Divorce .....	Page 8
Juvenile Dependency - Active Dependent Inventory .....	Page 9
Juvenile Dependency - Adjudicated Dependent Inventory .....	Page 10
Juvenile Delinquency - Cases Pending Disposition.....	Page 11
Juvenile Delinquency - New Cases by Case Type .....	Page 12
Juvenile Delinquency - Formal Dispositions .....	Page 13
Juvenile Delinquency - Informal Dispositions .....	Page 14
Accounts.....	Page 15
Adoptions.....	Page 16
Relinquishments/Terminations .....	Page 17
Appointment of Guardians .....	Page 18
Jury Yield and Utilization .....	Page 19
Problem Solving Courts.....	Pages 20-21

# Lackawanna County

2023 Population estimate: 216,123

Class of County: 3rd

No. of Common Pleas Court Judgeships: 9

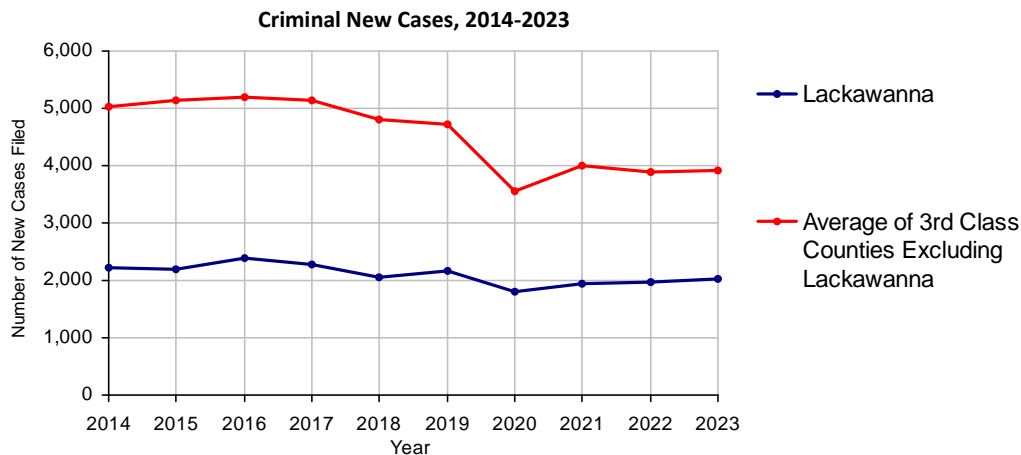


2023 Criminal	No. of Cases
Cases Pending 1/1/2023	1,103
New Cases Filed in 2023	2,032
Reopened Cases	149
<b>Cases Available for Processing</b>	<b>3,284</b>
<b>Processed by:</b>	
Withdrawn/Dismissed	156 6.9%
Diversionsary Disposition*	344 15.1%
Guilty Plea	1,634 71.9%
Non-Jury Trial	8 0.4%
Jury Trial	15 0.7%
Inactive	99 4.4%
Other	16 0.7%
<b>Total Cases Processed</b>	<b>2,272 100.0%</b>
<b>Cases Pending 12/31/2023</b>	<b>1,012</b>
Cases Awaiting Sentencing	482

Age of Pending Cases as of 12/31/2023		
0-60 Days	268	26.5%
61-120 Days	246	24.3%
121-180 Days	158	15.6%
181-240 Days	110	10.9%
241-300 Days	77	7.6%
301-360 Days	45	4.4%
Over 360 Days	108	10.7%
<b>Total</b>	<b>1,012</b>	<b>100.0%</b>

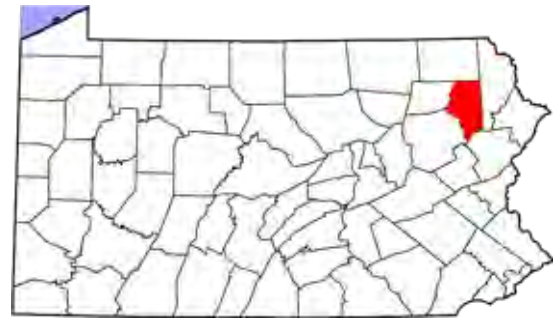
Data provided by CPCMS

\* Includes other diversionary programs such as Veterans Court.



# Lackawanna County

2023 Population: 216,123  
 Class of County: 3rd  
 No. of Common Pleas Judgeships: 9

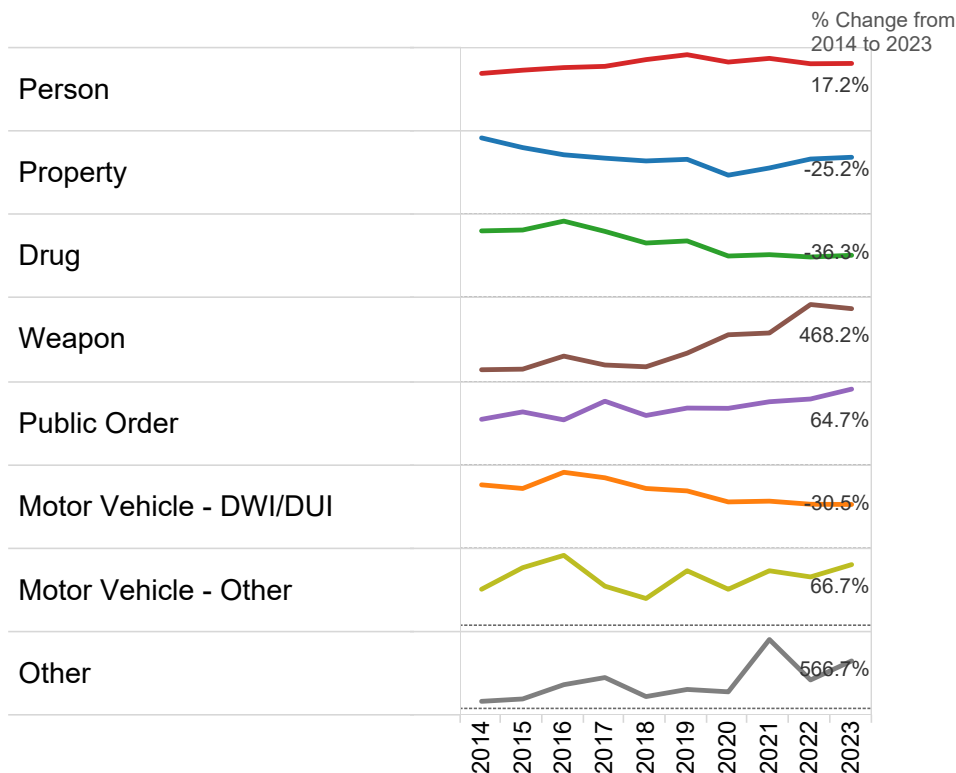


## 2023 Criminal - New Cases by Offense Type

Case Type	Felony	Misdemeanor	Summary	Total	
Person	216	222	6	<b>444</b>	<b>21.9%</b>
Property	250	138	4	<b>392</b>	<b>19.3%</b>
Drug	235	108	2	<b>345</b>	<b>17.0%</b>
Weapon	98	27	0	<b>125</b>	<b>6.2%</b>
Public Order	106	174	0	<b>280</b>	<b>13.8%</b>
Motor Vehicle - DWI/DUI	8	397	1	<b>406</b>	<b>20.0%</b>
Motor Vehicle - Other	6	14	0	<b>20</b>	<b>1.0%</b>
Other	19	1	0	<b>20</b>	<b>1.0%</b>
<b>Total</b>	<b>938</b>	<b>1,081</b>	<b>13</b>	<b>2,032</b>	<b>100.0%</b>
	<b>46.2%</b>	<b>53.2%</b>	<b>0.6%</b>	<b>100.0%</b>	

Data provided by CPCMS

### Criminal New Cases by Offense Type, 2014-2023

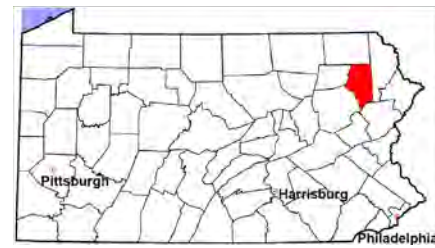


# Lackawanna County

2023 Population estimate: 216,123

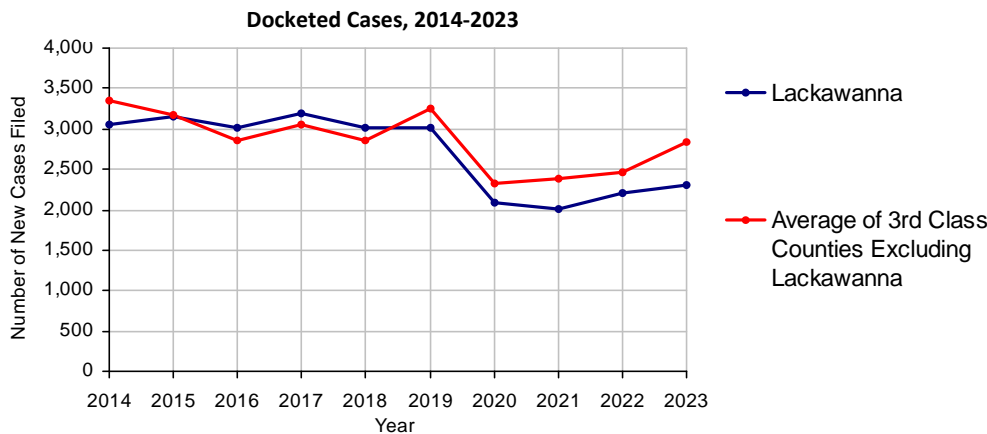
Class of County: 3rd

No. of Common Pleas Court Judgeships: 9



2023 Civil	Civil Action	Other	Total
Cases Pending 1/1/2023	4,257	4,350	8,607
Docketed Cases	1,606	708	2,314
Arbitration Appeals	3	5	8
Transferred In	3	0	3
Returned to Active	0	0	0
<b>Cases Available for Processing</b>	<b>5,869</b>	<b>5,063</b>	<b>10,932</b>
Processed By:			
Default Judgments	1,161	211	1,372
Cases Decided by Arbitration Board	83	5	88
Dispositive Motions	1	0	1
Settlements	487	123	610
Moved to Inactive Status	0	0	0
Transferred/Withdrawn	26	3	29
Dismissed/Discontinued	1,174	174	1,348
Administrative Purge	235	0	235
Other	540	90	630
Jury Trial	3	0	3
Non-Jury Trial	1	0	1
<b>Total Cases Processed</b>	<b>3,711</b>	<b>606</b>	<b>4,317</b>
<b>Cases Pending 12/31/2023</b>	<b>2,158</b>	<b>4,457</b>	<b>6,615</b>

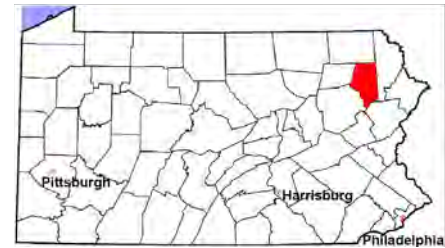
Age of Pending Cases as of 12/31/2023 (Civil Action Only)		
0-6 months	764	35.4%
7-12 months	391	18.1%
13-18 months	297	13.8%
19-24 months	239	11.1%
25-30 months	134	6.2%
31-36 months	73	3.4%
37-42 months	60	2.8%
43-48 months	48	2.2%
49-54 months	29	1.3%
55-60 months	26	1.2%
61-66 months	25	1.2%
67-72 months	12	0.6%
Over 72 months	60	2.8%
<b>Total</b>	<b>2,158</b>	<b>100.0%</b>





# Lackawanna County

2023 Population estimate: 216,123  
 Class of County: 3rd  
 No. of Common Pleas Court Judgeships: 9



## 2023 Civil - Docketed Cases Listed by Case Type

<b>TORT</b>	<b>471</b>	<b>20.4%</b>	<b>REAL PROPERTY</b>	<b>519</b>	<b>22.4%</b>
<i>(does not include mass tort)</i>			Ejectment*	22	
Intentional	14		Eminent Domain/Condemnation*	6	
Malicious Prosecution	0		Ground Rent	0	
Motor Vehicle	283		Landlord/Tenant Dispute	129	
Nuisance	2		Mortgage Foreclosure:		
Premise Liability	91		Residential*	281	
Product Liability	8		Commercial*	12	
Slander/Libel/Defamation	4		Partition of Real Property*	3	
Other	69		Quiet Title*	38	
<b>MASS TORT</b>	<b>4</b>	<b>0.2%</b>	Other*	28	
Asbestos	1		<b>CIVIL APPEALS</b>	<b>163</b>	<b>7.0%</b>
Tobacco	0		<i>- Administrative Agencies</i>		
Toxic Tort - DES	0		Board of Assessment*	57	
Toxic Tort - Implant	0		Board of Elections*	0	
Toxic Waste	0		Dept. of Transportation*	88	
Other	3		Zoning Board*	9	
<b>PROFESSIONAL LIABILITY</b>	<b>59</b>	<b>2.5%</b>	Statutory Appeal - Other*	4	
Dental	3		Other*	5	
Legal	4		<b>MISCELLANEOUS</b>	<b>155</b>	<b>6.7%</b>
Medical Malpractice	52		Common Law/		
Other	0		Statutory Arbitration*	0	
<b>CONTRACT</b>	<b>943</b>	<b>40.8%</b>	Declaratory Judgment*	14	
<i>(does not include judgments)</i>			Mandamus*	1	
Buyer Plaintiff	16		Non-Domestic Relations		
Debt Collection: Credit Card	484		Restraining Order*	1	
Debt Collection: Other	303		Quo Warranto*	0	
Employment Dispute: Discrimination	3		Replevin*	19	
Employment Dispute: Other	7		Other*	120	
Other	130		<b>TOTAL DOCKETED CASES:</b>	<b>2,314</b>	<b>100.0%</b>

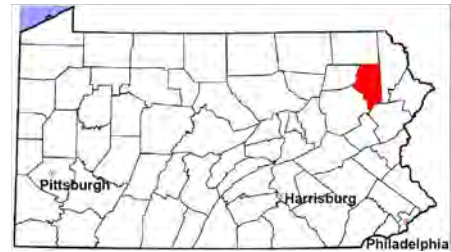
### Of the Docketed Cases:

Pro Se Filings: 162 7.0%      Class Action Suits: 2 0.1%      MDJ Appeals: 212 9.2%

\*Civil Other

# Lackawanna County

2023 Population estimate: 216,123  
 Class of County: 3rd  
 No. of Common Pleas Court Judgeships: 9



## 2023 Protection From Abuse

**No. of  
Petitions**

Cases Pending 1/1/2023 1,942<sup>(R)</sup>

New Cases Filed in 2023 1,058

*Of these, Petitions Requesting Temporary Orders: 1,058 (100.0%)*

*Temporary Orders DENIED: 163 (15.4%), Temporary Orders GRANTED: 895 (84.6%)*

**Cases Available for Processing 3,000**

Processed By:

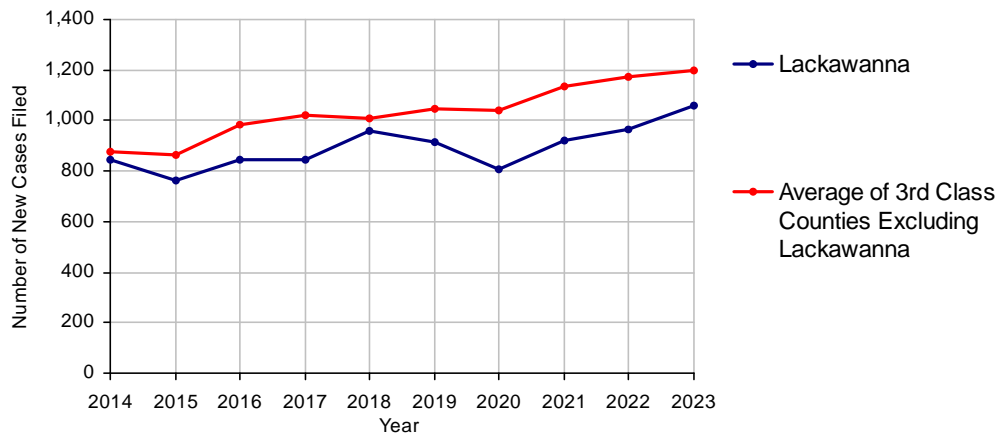
Temporary Order DENIED After Ex Parte Hearing and No Evidentiary Hearing Scheduled	0	
Temporary Order DISMISSED After Evidentiary Hearing and No Final Order Entered	0	
Final Order DENIED After Evidentiary Hearing Before a Judge or a Judicial Officer	67	8.0%
Final Order GRANTED After Evidentiary Hearing Before a Judge or a Judicial Officer	144	17.2%
Plaintiff Did Not Appear For Evidentiary Hearing	141	16.8%
Final Order by STIPULATION OR AGREEMENT Between the Parties	198	23.6%
Petition WITHDRAWN by Plaintiff	289	34.4%
TRANSFERRED to Another Jurisdiction	0	
Other	0	

**Cases Processed 839 100.0%**

**Cases Pending 12/31/2023 2,161**

(R) - Revised

PFA New Cases Filed, 2014-2023

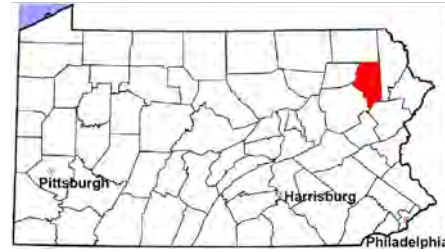


# Lackawanna County

2023 Population estimate: 216,123

Class of County: 3rd

No. of Common Pleas Court Judgeships: 9



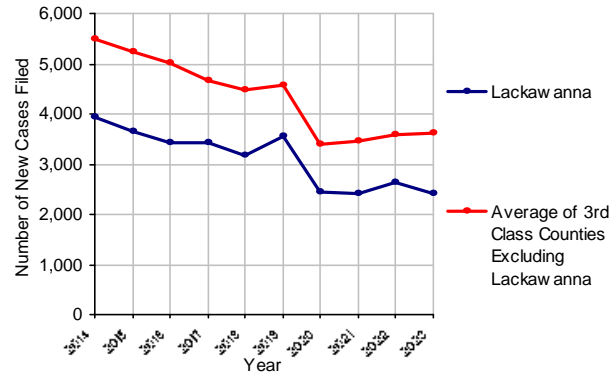
2023 Spousal & Child Support	No. of Petitions
Cases Pending 1/1/2023	891
New Cases Filed in 2023	2,414
Dockets Transferred In (+)	32
Dockets Transferred Out (-)	94
<b>Cases Available for Processing</b>	<b>3,243</b>
Processed By:	
Judge	0
Intake Officer	2,585 96.8%
Hearing Officer	86 3.2%
Other	0
<b>Cases Processed</b>	<b>2,671 100.0%</b>
<b>Cases Pending 12/31/2023</b>	<b>572</b>

Data provided by PACSES

2023 Paternity	No. of Cases
<b>Acknowledgements Filed:</b>	
Non-Domestic Relations Section	291 79.3%
During Conference	41 11.2%
Non-Stipulated (post genetic test)	30 8.2%
Pre-Trial Conference	5 1.4%
<b>Total</b>	<b>367 100.0%</b>
<b>Established:</b>	
Stipulated by Genetic Tests	15 10.9%
Default - Father Failed to Appear	12 8.7%
Adjudication by Court Proceeding	0
Out of State	111 80.4%
<b>Total</b>	<b>138 100.0%</b>
<b>Cases Pending 12/31/2023</b>	<b>127</b>

Data provided by PACSES

Spousal & Child Support New Cases, 2014-2023



## DEFINITIONS:

### ACKNOWLEDGEMENTS FILED:

**NON-DOMESTIC RELATIONS SECTION:** The voluntary Acknowledgement of Paternity by the alleged father.  
**DURING CONFERENCE:** The alleged father signed the Acknowledgement of Paternity-Waiver of Trial (PE-010) at the initial child support conference.  
**NON-STIPULATED (POST GENETIC TEST):** The alleged father signed the Acknowledgement of Paternity-Waiver of Trial after genetic tests were conducted and resulted in the alleged father being determined to be the biological father.  
**PRE-TRIAL CONFERENCE:** The alleged father signed the Acknowledgement of Paternity-Waiver of Trial at the pre-trial conference.

### ESTABLISHED:

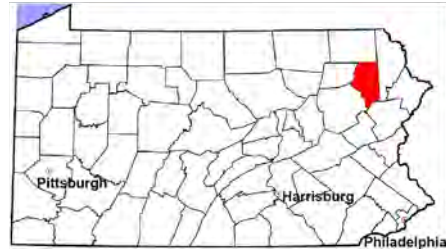
**STIPULATED BY GENETIC TESTS:** The alleged father requested genetic tests and signed a stipulation that if the test results had a 99% or higher probability of paternity then the alleged father would be stipulated as the biological father of the child.  
**DEFAULT - FATHER FAILED TO APPEAR:** The alleged father failed to appear after being served for either a support conference, hearing, or genetic test and a default paternity order was entered by the court.  
**ADJUDICATION BY COURT PROCEEDING:** The alleged father was determined to be the biological father of the child through a court proceeding.  
**OUT OF STATE:** Paternity was established in another state, "Out of state only".

# Lackawanna County

2023 Population Estimate: 216,123

Class of County: 3rd

No. of Common Pleas Court Judgeships: 9

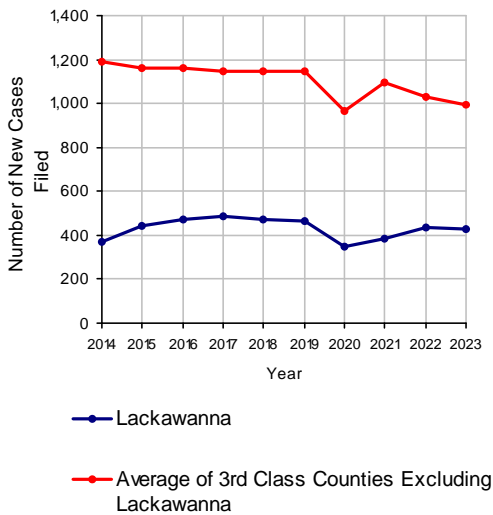


## 2023 Custody/Partial Custody/Visitation

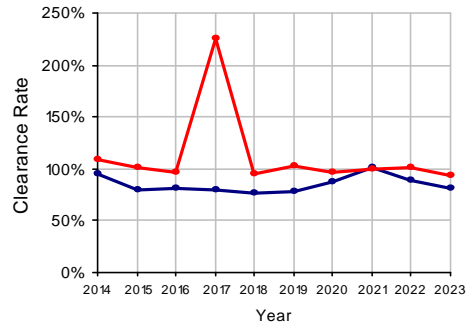
**No. of  
Petitions**

Cases Pending 1/1/2023	794	
New Cases Filed in 2023	427	
<b>Cases Available for Processing</b>	<b>1,221</b>	
Processed By:		
Judge	128	36.6%
Non-Judicial Officer	169	48.3%
Administrative Review/Purge	0	
Other	53	15.1%
<b>Cases Processed</b>	<b>350</b>	<b>100.0%</b>
<b>Cases Pending 12/31/2023</b>	<b>871</b>	

Custody/Partial Custody/Visitation New Cases Filed, 2014-2023

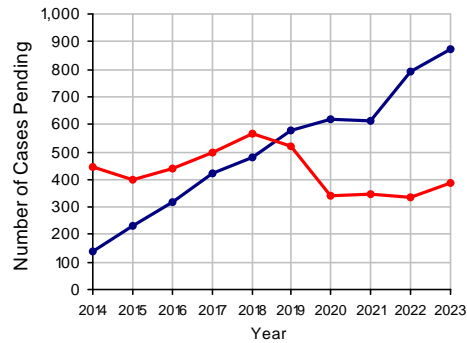


Clearance Rate, 2014-2023



Note: Clearance Rate = Cases Processed / New Cases Filed

Cases Pending at the End of Year, 2014-2023

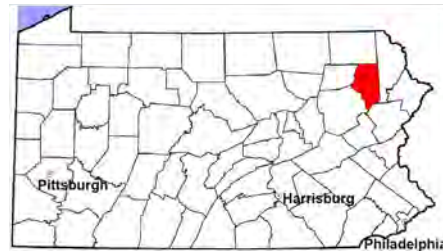


# Lackawanna County

2023 Population estimate: 216,123

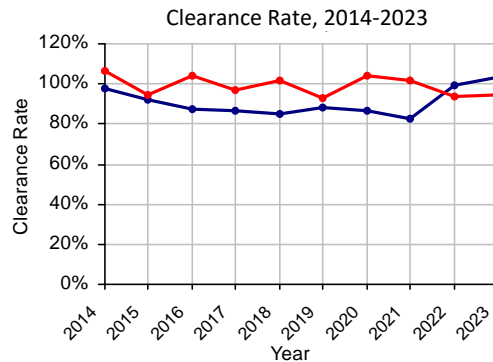
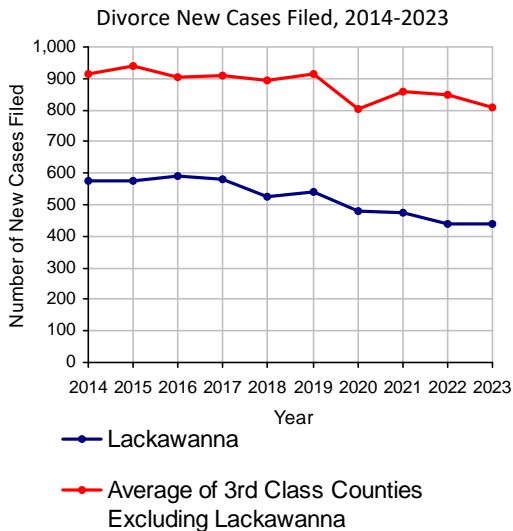
Class of County: 3rd

No. of Common Pleas Court Judgeships: 9

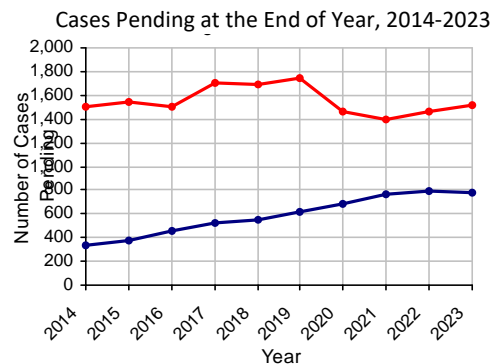


## 2023 Divorce

	No. of Petitions	
Cases Pending 1/1/2023	790	
New Cases Filed in 2023	440	
<b>Cases Available for Processing</b>	<b>1,230</b>	
Processed By:		
Contested Before a Judge	0	
Contested Before a Non-Judicial Officer	18	4.0%
Uncontested	435	96.0%
Administrative Review/Purge	0	
Other	0	
<b>Cases Processed</b>	<b>453</b>	<b>100.0%</b>
<b>Cases Pending 12/31/2023</b>	<b>777</b>	

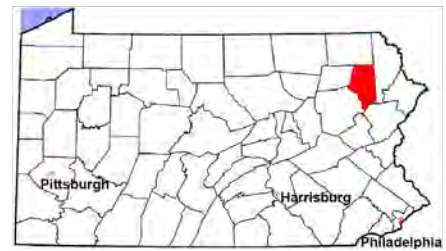


Note: Clearance Rate = Cases Processed / New Cases Filed



# Lackawanna County

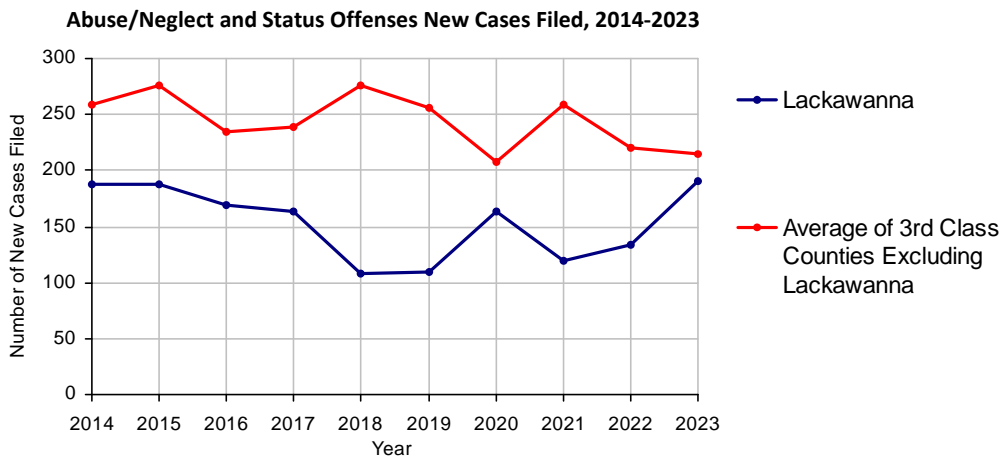
2023 Population estimate: 216,123  
 Class of County: 3rd  
 No. of Common Pleas Court Judgeships: 9



## 2023 Juvenile Dependency - Petitions Pending Adjudication

	Abuse/ Neglect	Status Offenses	Total
Cases Pending 1/1/2023	6	0	6
New Petitions Filed in 2023	190	0	190
Other	43	0	43
<b>Total Petitions Available for Processing</b>	<b>239</b>	<b>0</b>	<b>239</b>
Processed by:			
Adjudicated Dependent			
Judge	213	0	213
Juvenile Court Hearing Officer	0	0	0
Adjudicated NOT Dependent			
Judge	0	0	0
Juvenile Court Hearing Officer	0	0	0
Withdrawn/Dismissed/Inactive	17	0	17
Other	3	0	3
<b>Total Petitions Processed</b>	<b>233</b>	<b>0</b>	<b>233</b>
<b>Cases Pending 12/31/2023</b>	<b>6</b>	<b>0</b>	<b>6</b>

Data provided by CPCMS

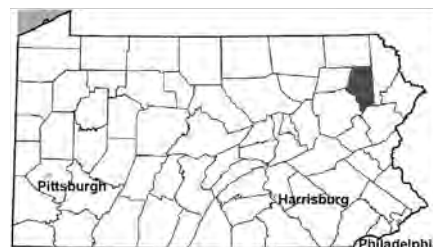


# Lackawanna County

2023 Population estimate: 216,123

Class of County: 3rd

No. of Common Pleas Court Judgeships: 9



## 2023 Juvenile Dependency - Adjudicated Dependent Inventory

	Abuse/ Neglect	Status Offenses	Total
Cases Pending 1/1/2023	219	0	219
New Adjudicated Dependent Cases	213	0	213
Other	0	0	0
<b>Total Adjudicated Dependent Cases</b>	<b>432</b>	<b>0</b>	<b>432</b>

### Court Supervision Terminated:

Family Reunification	85	69.7%	0	85	69.7%
Adoption	20	16.4%	0	20	16.4%
Placement with a Relative/Guardian	16	13.1%	0	16	13.1%
Aged Out	0		0	0	
Other Permanency Outcomes*	1	0.8%	0	1	0.8%
Other**	0		0	0	
<b>Total Adjudicated Dependent Cases Terminated</b>	<b>122</b>	<b>100.0%</b>	<b>0</b>	<b>122</b>	<b>100.0%</b>
<b>Cases Pending 12/31/2023</b>	<b>310</b>		<b>0</b>	<b>310</b>	

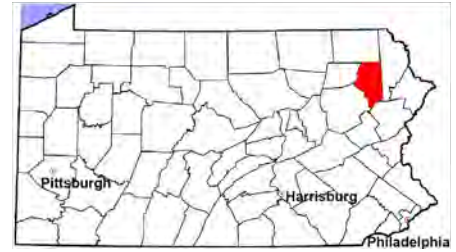
Data provided by CPCMS

\* Other Permanency Outcomes include: adjudicated delinquent, death due to natural causes, emancipation, permanent living arrangement, and parent has come forward.

\*\* Other includes cases where court supervision is terminated due to transfer out of jurisdiction, withdrawal and administrative closure.

# Lackawanna County

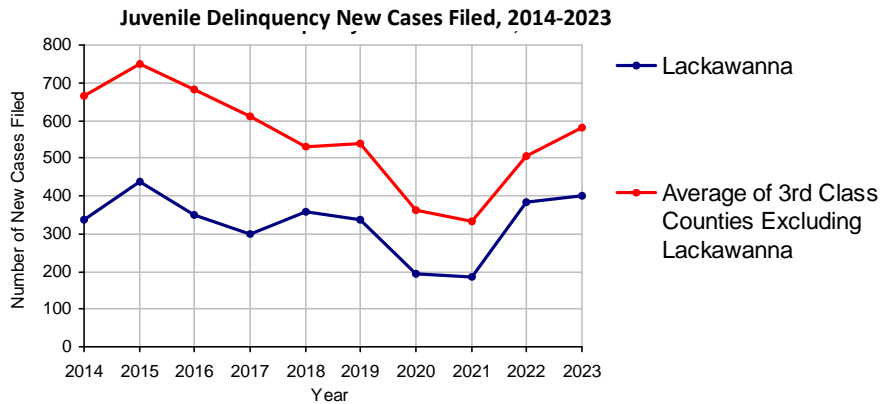
2023 Population estimate: 216,123  
 Class of County: 3rd  
 No. of Common Pleas Court Judgeships: 9



## 2023 Juvenile Delinquency - Cases Pending Disposition

<b>Begin Pending</b>	<b>111</b>
New Cases	400
Consent Decree Revoked	18
Informal Adjustment Program Revoked	0
Alternative Program Revoked	0
Warrant Returned	5
Other	27
<b>Total Cases Available for Disposition</b>	<b>561</b>
<b>Warrant Issued</b>	<b>5</b>
<b>Disposed by:</b>	
Adjudicated Delinquent by a Judge	145
Adjudicated Delinquent by a Juvenile Court Hearing Officer	0
Consent Decree Entered	169
Informal Adjustment Program Entered	81
Warned and Counseled (Pre-Petition)	1
Dismissed/Withdrawn/Transferred	35
Transferred to Criminal Court	8
Other	7
<b>Total Cases Disposed</b>	<b>446</b>
<b>End Pending</b>	<b>110</b>

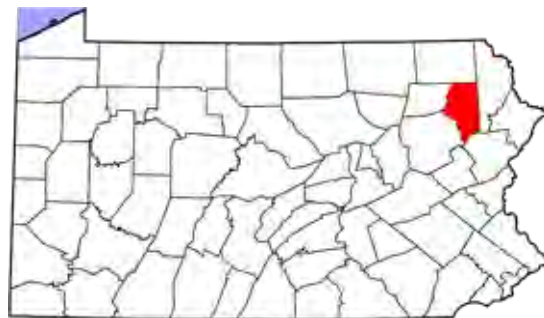
Data provided by CPCMS





# Lackawanna County

2023 Population: 216,123  
 Class of County: 3rd  
 No. of Common Pleas Judgeships: 9

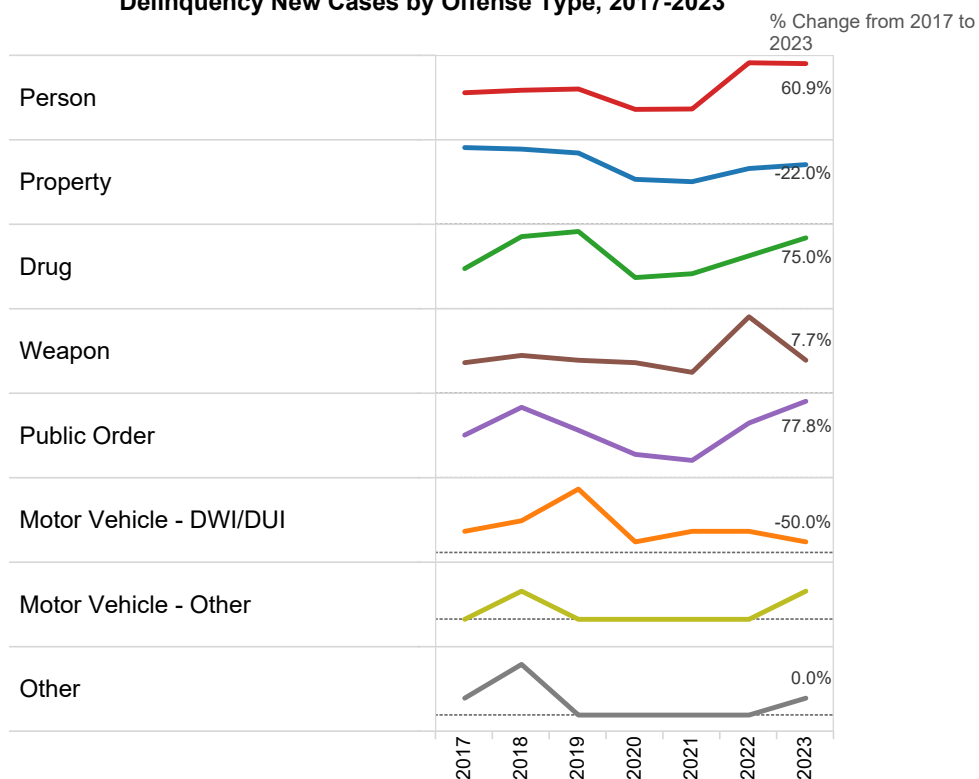


## 2023 Delinquency - New Cases by Offense Type

Case Type	Felony	Misdemeanor	Summary	Total	
Person	24	161	0	185	46.3%
Property	37	41	0	78	19.5%
Drug	3	53	0	56	14.0%
Weapon	6	8	0	14	3.5%
Public Order	13	51	0	64	16.0%
Motor Vehicle - DWI/DUI	0	1	0	1	0.3%
Motor Vehicle - Other	0	1	0	1	0.3%
Other	0	1	0	1	0.3%
<b>Total</b>	<b>83</b>	<b>317</b>	<b>0</b>	<b>400</b>	<b>100.0%</b>
	<b>20.8%</b>	<b>79.3%</b>	<b>0.0%</b>	<b>100.0%</b>	

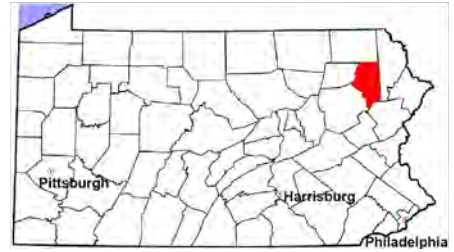
Data provided by CPCMS

### Delinquency New Cases by Offense Type, 2017-2023



# Lackawanna County

2023 Population estimate: 216,123  
Class of County: 3rd  
No. of Common Pleas Court Judgeships: 9



---

## 2023 Juvenile Delinquency - Formal Dispositions

---

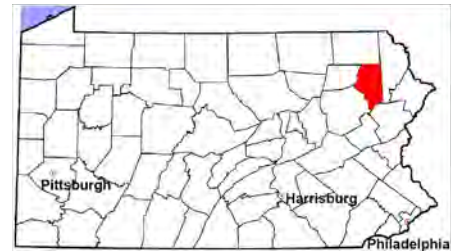
<b>Begin Pending</b>	<b>173</b>
Adjudicated Delinquent by a Judge	145
Adjudicated Delinquent by a Juvenile Court Hearing Officer	0
Warrant Returned	1
Other	4
<b>Total Adjudicated Delinquent Cases</b>	<b>323</b>
<b>Warrant Issued</b>	<b>8</b>
<b>Court Supervision Terminated:</b>	
Conditions Satisfied	95
Compelling Reasons	22
Reached Age 21	0
Transferred to Another Juvenile Court	7
Other	1
<b>Total Adjudicated Delinquent Cases Terminated</b>	<b>125</b>
<b>End Pending</b>	<b>190</b>

---

(R) - Revised  
Data provided by CPCMS

# Lackawanna County

2023 Population estimate: 216,123  
 Class of County: 3rd  
 No. of Common Pleas Court Judgeships: 9

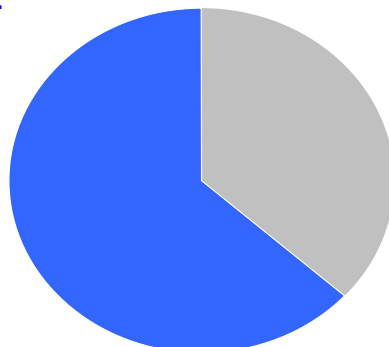


## 2023 Juvenile Delinquency - Informal Dispositions

<b>Pending Consent Decrees</b>	<b>67</b>
<b>Pending Informal Adjustments</b>	<b>7</b>
New Consent Decrees	169
<b>New Informal Adjustments</b>	<b>81</b>
Warrant Returned	0
<b>Other</b>	<b>0</b>
<b>Cases Informally Disposed</b>	<b>324</b>
<b>Warrant Issued</b>	<b>1</b>
<b>Terminated by:</b>	
Consent Decree Completed	131
<b>Informal Adjustment Completed</b>	<b>74</b>
Consent Decree Revoked	18
Informal Adjustment Program Revoked	0
<b>Other</b>	<b>6</b>
<b>Total Informally Disposed Cases Terminated</b>	<b>229</b>
<b>End Pending</b>	<b>94</b>

(R) - Revised  
 Data provided by CPCMS

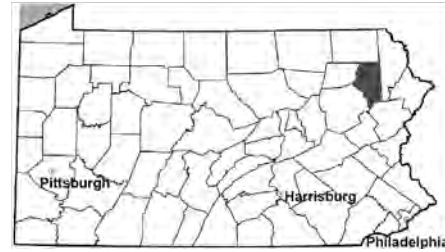
Informal Dispositions: **63%**



Delinquency Cases are disposed either formally, at a proceeding held before a judge or hearing officer, or informally without a proceeding. Informal dispositions include informal adjustments supervised by a juvenile probation officer; consent decrees agreed upon with the District Attorney after a petition is filed; or other pre-petition process by the juvenile probation department.

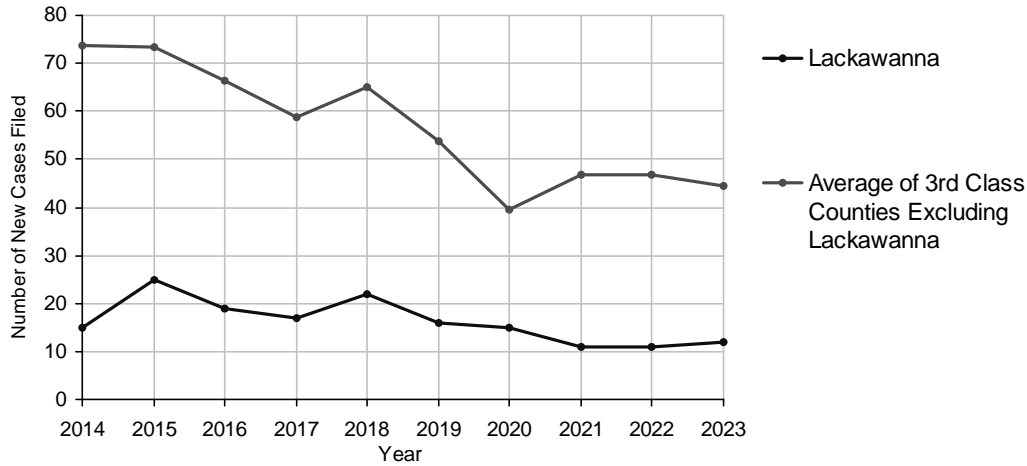
# Lackawanna County

2023 Population estimate: 216,123  
 Class of County: 3rd  
 No. of Common Pleas Court Judgeships: 9



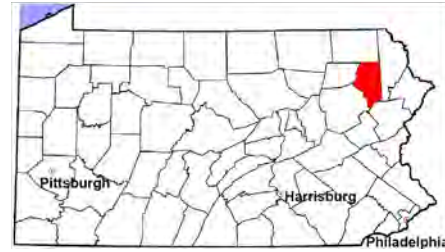
<b>2023 Accounts</b>	<b>No. of Cases</b>
Cases Pending 1/1/2023	20
New Cases Filed in 2023	12
<b>Cases Available for Processing</b>	<b>32</b>
Processed By:	
Contested before a Judge	0
Contested before a Non-Judicial Officer	0
Uncontested	9    100.0%
Other	0
<b>Cases Processed</b>	<b>9    100.0%</b>
<b>Cases Pending 12/31/2023</b>	<b>23</b>

**Accounts New Cases Filed, 2014-2023**



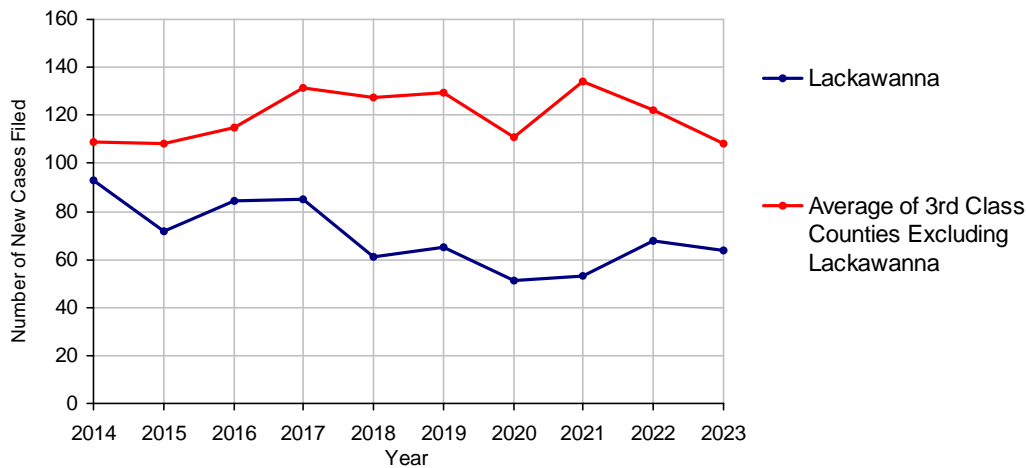
# Lackawanna County

2023 Population estimate: 216,123  
 Class of County: 3rd  
 No. of Common Pleas Court Judgeships: 9



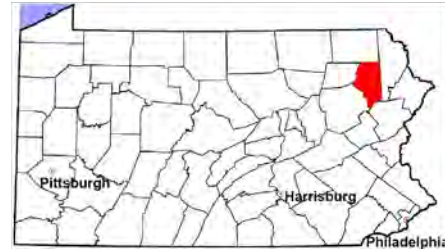
<b>2023 Adoptions</b>		<b>No. of Cases</b>	
Cases Pending 1/1/2023		10	
New Cases Filed in 2023		64	
<b>Cases Available for Processing</b>		<b>74</b>	
Processed By:			
Contested before a Judge	Granted	0	
	Denied	0	
Uncontested	Granted	55	100.0%
	Denied	0	
Other		0	
<b>Cases Processed</b>		<b>55</b>	<b>100.0%</b>
<b>Cases Pending 12/31/2023</b>		<b>19</b>	

**Adoptions New Cases Filed, 2014-2023**

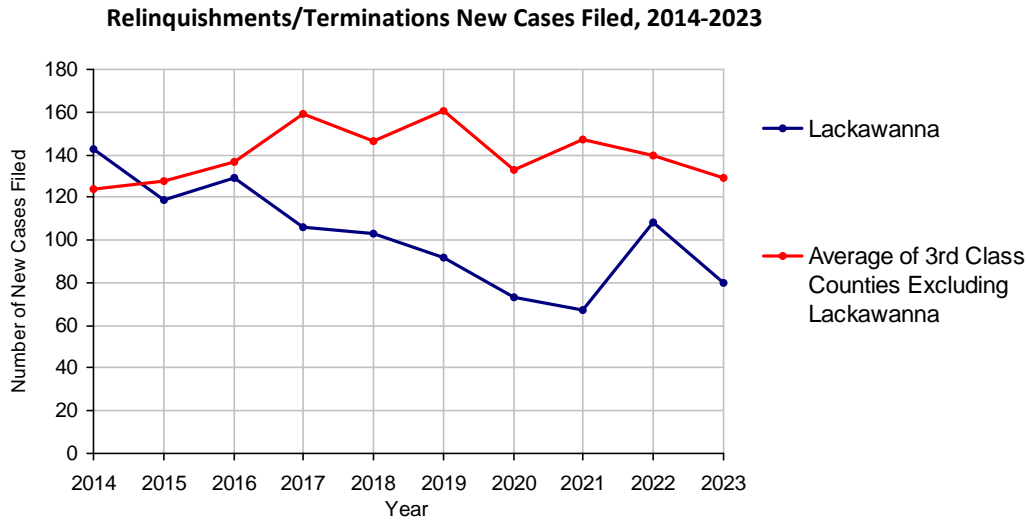


# Lackawanna County

2023 Population estimate: 216,123  
 Class of County: 3rd  
 No. of Common Pleas Court Judgeships: 9

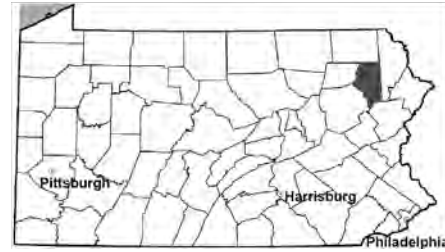


<b>2023 Relinquishments/Terminations</b>		<b>No. of Cases</b>	
Cases Pending 1/1/2023		54	
New Cases Filed in 2023		80	
<b>Cases Available for Processing</b>		<b>134</b>	
Processed By:			
Contested before a Judge		0	
Uncontested		67	97.1%
Other		2	2.9%
<b>Cases Processed</b>		<b>69</b>	<b>100.0%</b>
<b>Cases Pending 12/31/2023</b>		<b>65</b>	

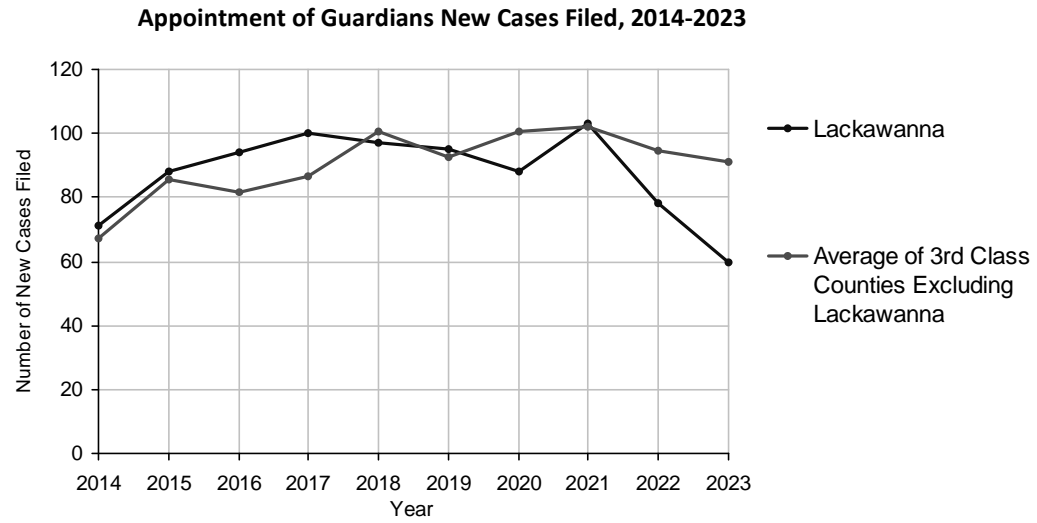


# Lackawanna County

2023 Population estimate: 216,123  
 Class of County: 3rd  
 No. of Common Pleas Court Judgeships: 9

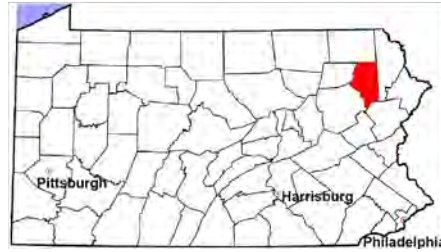


<b>2023 Appointment of Guardians</b>	<b>No. of Cases</b>	
Cases Pending 1/1/2023	32	
New Cases Filed in 2023	60	
<b>Cases Available for Processing</b>	<b>92</b>	
Processed By:		
Contested before a Judge	1	1.9%
Uncontested	52	98.1%
Other	0	
<b>Cases Processed</b>	<b>53</b>	<b>100.0%</b>
<b>Cases Pending 12/31/2023</b>	<b>39</b>	



# Lackawanna County

2023 Population estimate: 216,123  
 Class of County: 3rd  
 No. of Common Pleas Court Judgeships: 9



## 2023 Jury Yield and Utilization

### Jury Yield

Qualification Questionnaires/Summonses Mailed:	24,850	A		
Returned Undeliverable:	2,460	B	9.9%	Of Qualification Questionnaires/ Summonses Mailed
Not Responded to:	9,974	C	40.1%	
the Number of Prospective Jurors:				
Disqualified:	0	D		
Exempted:	6,926	E	27.9%	
Excused:	175	F	0.7%	
Deferred to New Term:	420	G	1.7%	
Deferred from Previous Term:	550	H	2.2%	
<b>Total Number of Qualified Jurors Available for Service:</b>	<b>5,445</b>	<b>I</b>	<b>21.9%</b>	

$I = A - B - C - D - E - F - G + H$

### Jury Utilization

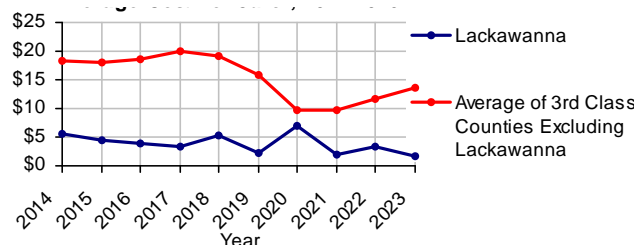
the Number of Jurors:			
Reporting for Service:	2,981	54.7%	Of Jurors Qualified and Available
Told Not to Report for Service:	4,403	80.9%	
Sent to Courtroom for Jury Selection (Voir Dire):	1,205	40.4%	Of Jurors Reporting for Service
Impaneled or Sworn (jurors/alternates):	295	9.9%	
Removed for Cause/Hardship:	272		
Removed by Peremptory Challenge:	280		
Number of Jury Trials Started:	20		
Pool Days:	27		
Zero Panel Days	9	33.3%	(Of Pool Days)

### Jury Costs

Total Annual Budget for Juror Operations:	\$41,233.00	J
Average Cost Per Juror:	\$1.66	K

$K = J/A$

Average Cost Per Juror, 2014-2023



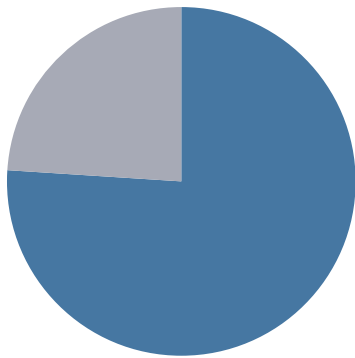


# Lackawanna County

## 2023 Problem Solving Courts

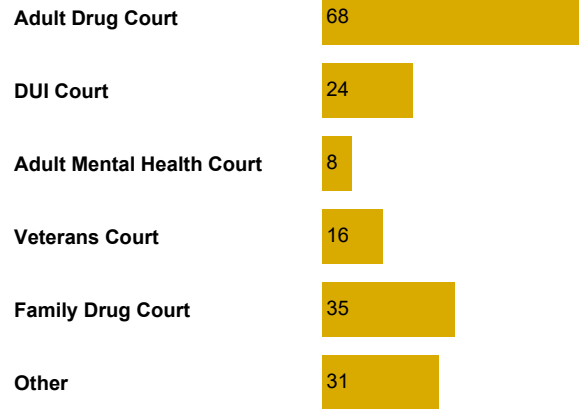
### 121 Discharges

Of All Court Participants Discharged:



**76%**  
Graduated  
Successfully

### 182 Admissions



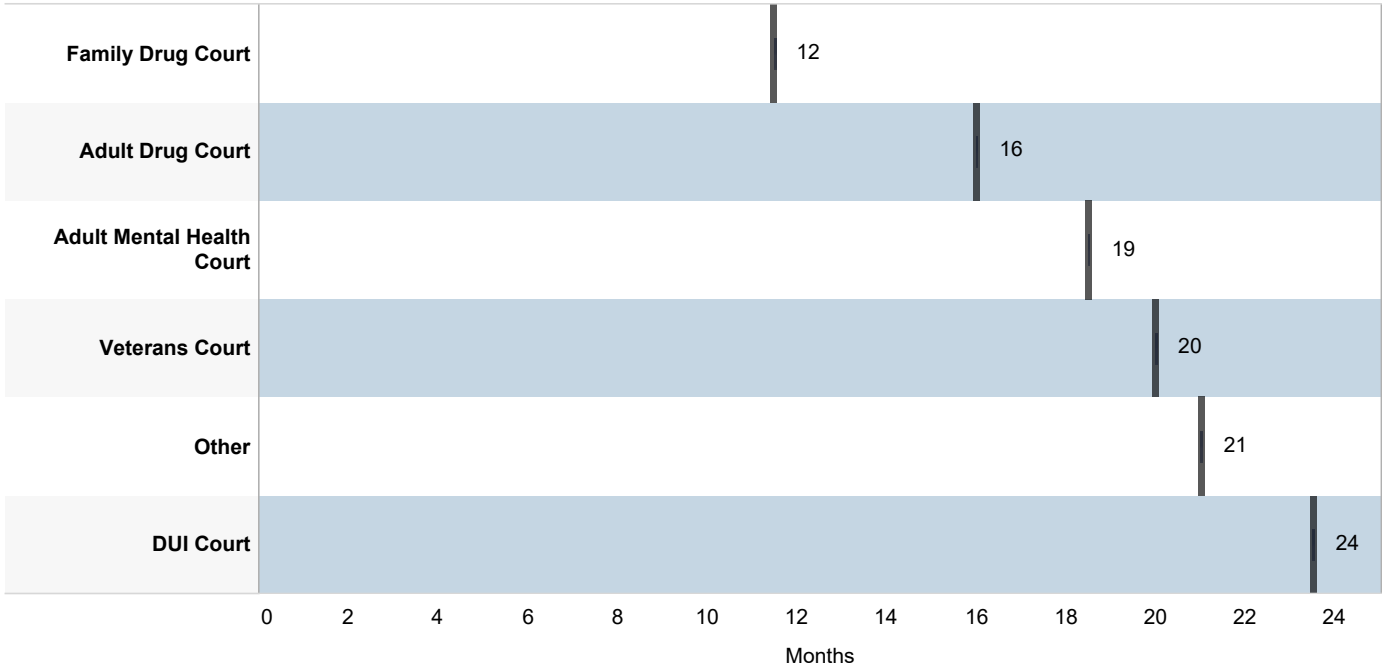
### Discharge Reason

	Successfully Completed	Unsuccessful/New Offense	Unsuccessful /Non-Compliant	Voluntarily Withdrew	Unsuccessful /Absconded	Other	Total Discharges
Adult Drug Court	41 (82.0%)	2 (4.0%)	4 (8.0%)			3 (6.0%)	<b>50</b> (100.0%)
DUI Court	16 (88.9%)				1 (5.6%)	1 (5.6%)	<b>18</b> (100.0%)
Adult Mental Health Court	7 (50.0%)	2 (14.3%)	3 (21.4%)	1 (7.1%)	1 (7.1%)		<b>14</b> (100.0%)
Veterans Court	11 (78.6%)		2 (14.3%)			1 (7.1%)	<b>14</b> (100.0%)
Family Drug Court	6 (60.0%)					4 (40.0%)	<b>10</b> (100.0%)
Other	11 (73.3%)	1 (6.7%)	1 (6.7%)	1 (6.7%)		1 (6.7%)	<b>15</b> (100.0%)

# Lackawanna County

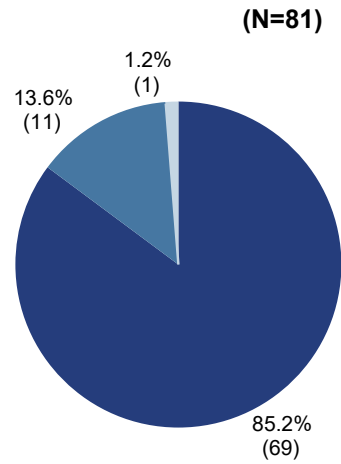
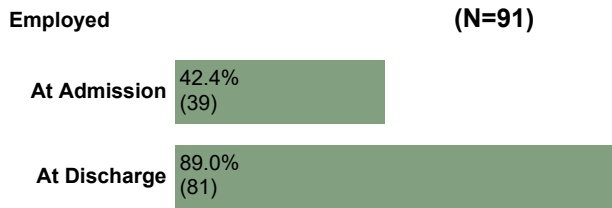
## 2023 Problem Solving Courts

Median Months from Admission to Discharge



Among successful graduates, there was a 108% increase in employment.

85% of the employed successful graduates were employed full time:



8% (10) of all participants have improved in **education level** at discharge.

- Employed Full Time
- Employed Part Time
- Volunteer



DEPARTMENT OF RESEARCH & STATISTICS

KIM NIEVES, PH.D.

DIRECTOR

ANDREW GINDER, MPA

ASSISTANT DIRECTOR

YAN LIU, M.S.

SENIOR STATISTICAL ANALYST

SASANKA ADIKARI, PH.D

DATA SCIENTIST

AMANDA PEREIRA

RESEARCH ASSISTANT