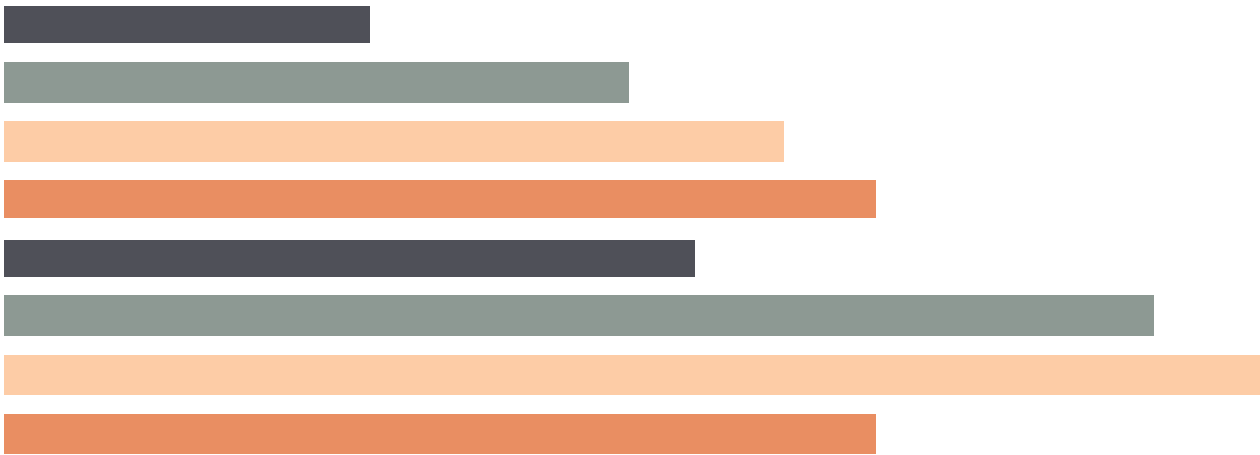
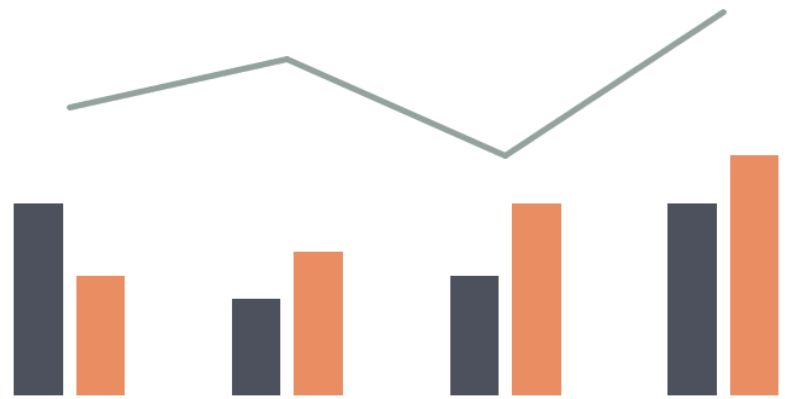


2023 Indiana County


Court of Common Pleas
Caseload Statistics for



We are pleased to provide you with a copy of the 2023 County Caseload Display pages. They can also be viewed on the AOPC webpage at www.pacourts.us in the *News & Statistics* section under *Research & Statistics*.

Should you have any questions or comments, please do not hesitate to contact me at 717.231.3300 .

Sincerely,

A handwritten signature in black ink, appearing to read "Sasanka", is written over a horizontal line. The signature is fluid and cursive.

Sasanka Adikari, Ph.D.
Data Scientist
Department of Research and Statistics

Table of Contents

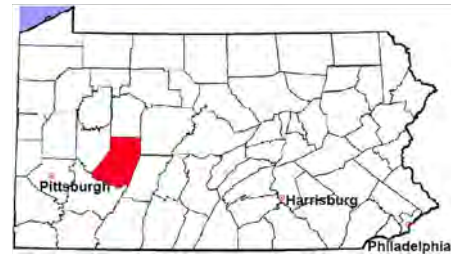
CPCMS Criminal	Page 1
CPCMS Criminal - New Cases by Case Type.....	Page 2
Civil.....	Page 3
Civil - Docketed Cases Listed by Case Type.....	Page 4
Protection From Abuse	Page 5
Spousal & Child Support and Paternity	Page 6
Custody/Partial Custody/Visitation.....	Page 7
Divorce	Page 8
Juvenile Dependency - Active Dependent Inventory	Page 9
Juvenile Dependency - Adjudicated Dependent Inventory	Page 10
Juvenile Delinquency - Cases Pending Disposition.....	Page 11
Juvenile Delinquency - New Cases by Case Type	Page 12
Juvenile Delinquency - Formal Dispositions	Page 13
Juvenile Delinquency - Informal Dispositions	Page 14
Accounts.....	Page 15
Adoptions.....	Page 16
Relinquishments/Terminations	Page 17
Appointment of Guardians	Page 18
Jury Yield and Utilization	Page 19
Problem Solving Courts.....	Pages 20-21

Indiana County

2023 Population estimate: 83,094

Class of County: 6th

No. of Common Pleas Court Judgeships: 3



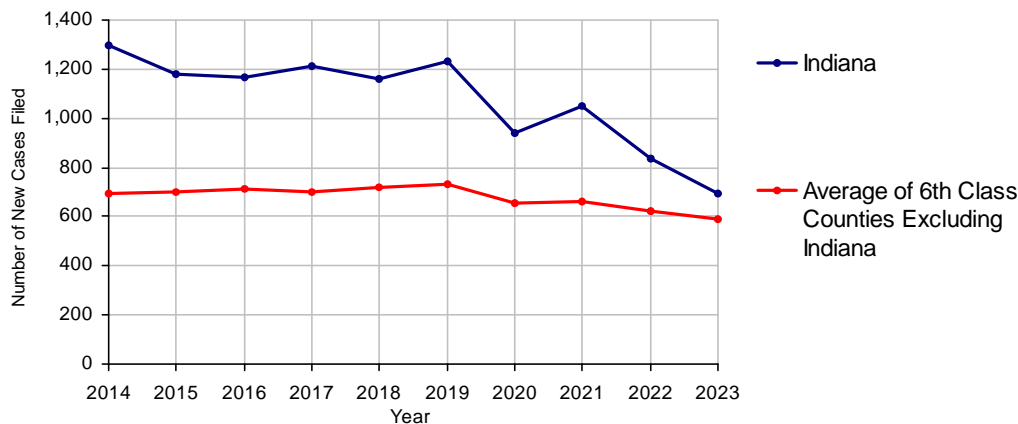
2023 Criminal	No. of Cases
Cases Pending 1/1/2023	473
New Cases Filed in 2023	695
Reopened Cases	75
Cases Available for Processing	1,243
Processed by:	
Withdrawn/Dismissed	55 6.2%
Diversionsary Disposition*	218 24.6%
Guilty Plea	548 61.9%
Non-Jury Trial	3 0.3%
Jury Trial	5 0.6%
Inactive	54 6.1%
Other	3 0.3%
Total Cases Processed	886 100.0%
Cases Pending 12/31/2023	357
Cases Awaiting Sentencing	63

Age of Pending Cases as of 12/31/2023		
0-60 Days	85	23.8%
61-120 Days	87	24.4%
121-180 Days	45	12.6%
181-240 Days	24	6.7%
241-300 Days	26	7.3%
301-360 Days	29	8.1%
Over 360 Days	61	17.1%
Total	357	100.0%

Data provided by CPCMS

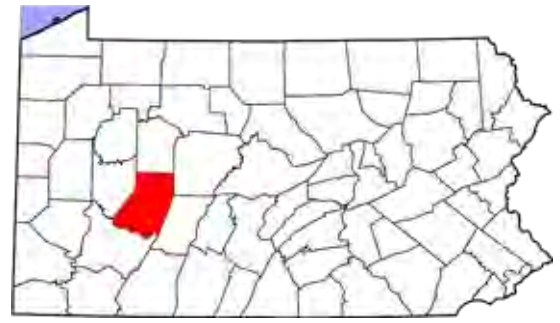
* Includes other diversionary programs such as Veterans Court.

Criminal New Cases, 2014-2023



Indiana County

2023 Population: 83,094
 Class of County: 6th
 No. of Common Pleas Judgeships: 3

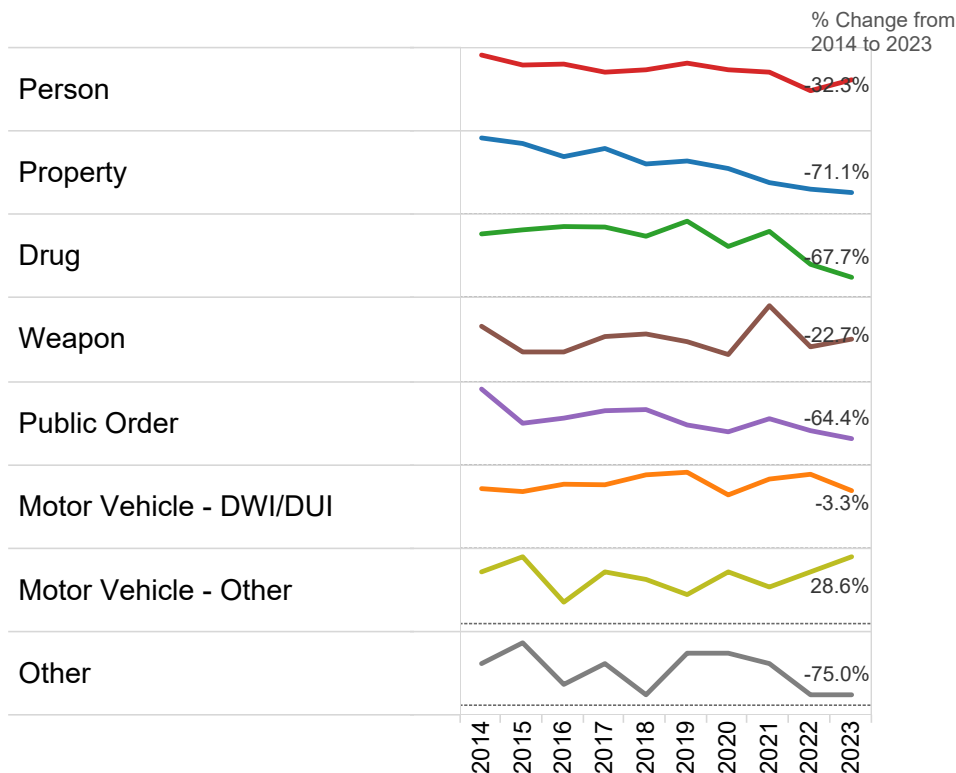


2023 Criminal - New Cases by Offense Type

Case Type	Felony	Misdemeanor	Summary	Total	
Person	53	55	1	109	15.7%
Property	61	51	0	112	16.1%
Drug	46	35	0	81	11.7%
Weapon	9	8	0	17	2.4%
Public Order	14	34	0	48	6.9%
Motor Vehicle - DWI/DUI	21	297	0	318	45.8%
Motor Vehicle - Other	2	7	0	9	1.3%
Other	1	0	0	1	0.1%
Total	207	487	1	695	100.0%
	29.8%	70.1%	0.1%	100.0%	

Data provided by CPCMS

Criminal New Cases by Offense Type, 2014-2023

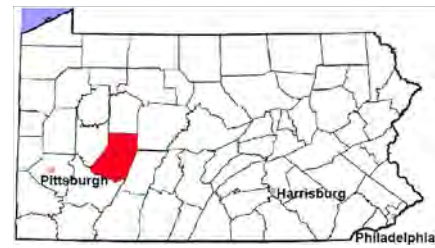


Indiana County

2023 Population estimate: 83,094

Class of County: 6th

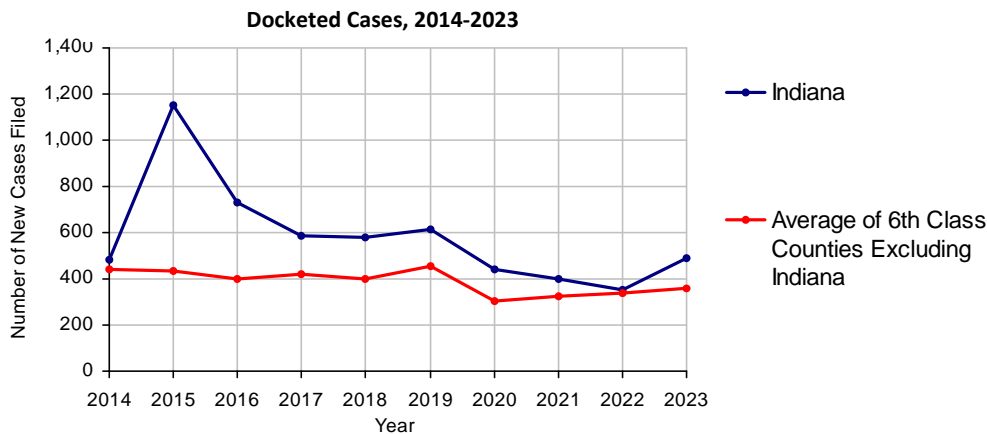
No. of Common Pleas Court Judgeships: 3



2023 Civil	Civil Action	Other	Total
Cases Pending 1/1/2023	551	264	815 ^(R)
Docketed Cases	309	182	491
Arbitration Appeals	0	0	0
Transferred In	9	24	33
Returned to Active	0	0	0
Cases Available for Processing	869	470	1,339
Processed By:			
Default Judgments	68	64	132
Cases Decided by Arbitration Board	8	2	10
Dispositive Motions	0	0	0
Settlements	23	8	31
Moved to Inactive Status	26	7	33
Transferred/Withdrawn	1	1	2
Dismissed/Discontinued	125	64	189
Administrative Purge	51	13	64
Other	2	2	4
Jury Trial	0	0	0
Non-Jury Trial	0	0	0
Total Cases Processed	304	161	465
Cases Pending 12/31/2023	565	309	874

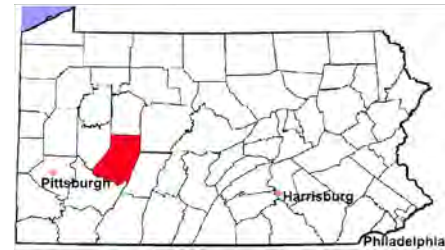
Age of Pending Cases as of 12/31/2023 (Civil Action Only)		
0-6 months	137	24.2%
7-12 months	54	9.6%
13-18 months	60	10.6%
19-24 months	37	6.5%
25-30 months	46	8.1%
31-36 months	49	8.7%
37-42 months	38	6.7%
43-48 months	32	5.7%
49-54 months	28	5.0%
55-60 months	28	5.0%
61-66 months	13	2.3%
67-72 months	16	2.8%
Over 72 months	27	4.8%
Total	565	100.0%

(R) - Revised



Indiana County

2023 Population estimate: 83,094
 Class of County: 6th
 No. of Common Pleas Court Judgeships: 3



2023 Civil - Docketed Cases Listed by Case Type

TORT	50	10.2%	REAL PROPERTY	116	23.6%
<i>(does not include mass tort)</i>			Ejectment*	12	
Intentional	0		Eminent Domain/Condemnation*	2	
Malicious Prosecution	0		Ground Rent	0	
Motor Vehicle	25		Landlord/Tenant Dispute	0	
Nuisance	0		Mortgage Foreclosure:		
Premise Liability	9		Residential*	71	
Product Liability	3		Commercial*	12	
Slander/Libel/Defamation	0		Partition of Real Property*	1	
Other	13		Quiet Title*	7	
MASS TORT	1	0.2%	Other*	11	
Asbestos	0		CIVIL APPEALS	42	8.6%
Tobacco	0		<i>- Administrative Agencies</i>		
Toxic Tort - DES	0		Board of Assessment*	17	
Toxic Tort - Implant	0		Board of Elections*	0	
Toxic Waste	0		Dept. of Transportation*	13	
Other	1		Zoning Board*	0	
PROFESSIONAL LIABILITY	6	1.2%	Statutory Appeal - Other*	2	
Dental	0		Other*	10	
Legal	0		MISCELLANEOUS	24	4.9%
Medical Malpractice	4		Common Law/		
Other	2		Statutory Arbitration*	0	
CONTRACT	252	51.3%	Declaratory Judgment*	1	
<i>(does not include judgments)</i>			Mandamus*	0	
Buyer Plaintiff	1		Non-Domestic Relations		
Debt Collection: Credit Card	137		Restraining Order*	0	
Debt Collection: Other	91		Quo Warranto*	0	
Employment Dispute: Discrimination	0		Replevin*	8	
Employment Dispute: Other	1		Other*	15	
Other	22		TOTAL DOCKETED CASES:	491	100.0%

Of the Docketed Cases:

Pro Se Filings: 19 3.9% Class Action Suits: 2 0.4% MDJ Appeals: 34 6.9%

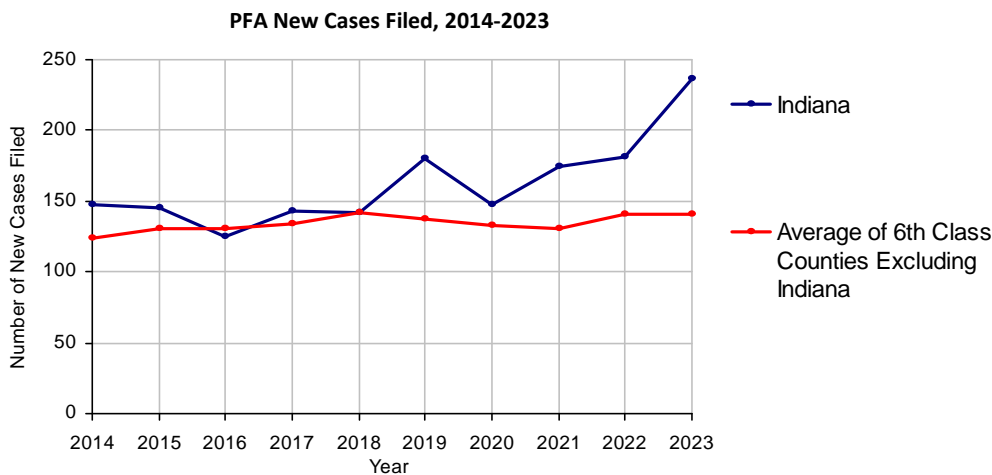
*Civil Other

Indiana County

2023 Population estimate: 83,094
 Class of County: 6th
 No. of Common Pleas Court Judgeships: 3



2023 Protection From Abuse	No. of Petitions
Cases Pending 1/1/2023	15
New Cases Filed in 2023	236
<i>Of these, Petitions Requesting Temporary Orders: 236 (100.0%)</i>	
<i>Temporary Orders DENIED: 0 (0.0%), Temporary Orders GRANTED: 236 (100.0%)</i>	
Cases Available for Processing	251
Processed By:	
Temporary Order DENIED After Ex Parte Hearing and No Evidentiary Hearing Scheduled	0
Temporary Order DISMISSED After Evidentiary Hearing and No Final Order Entered	53 21.8%
Final Order DENIED After Evidentiary Hearing Before a Judge or a Judicial Officer	0
Final Order GRANTED After Evidentiary Hearing Before a Judge or a Judicial Officer	44 18.1%
Plaintiff Did Not Appear For Evidentiary Hearing	0
Final Order by STIPULATION OR AGREEMENT Between the Parties	41 16.9%
Petition WITHDRAWN by Plaintiff	81 33.3%
TRANSFERRED to Another Jurisdiction	0
Other	24 9.9%
Cases Processed	243 100.0%
Cases Pending 12/31/2023	8



Note. The average of 6th class counties for 2023 excludes Tioga County due to unavailable data.

Indiana County

2023 Population estimate: 83,094

Class of County: 6th

No. of Common Pleas Court Judgeships: 3



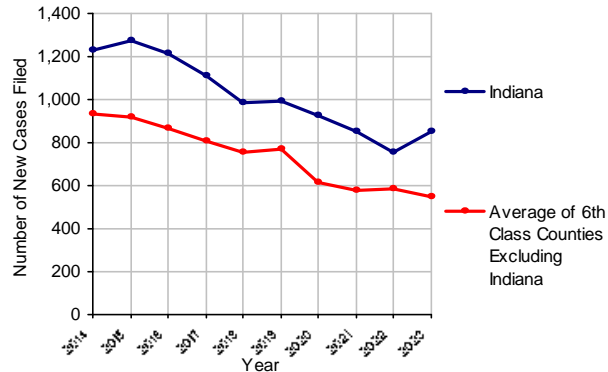
2023 Spousal & Child Support	No. of Petitions
Cases Pending 1/1/2023	232
New Cases Filed in 2023	853
Dockets Transferred In (+)	134
Dockets Transferred Out (-)	24
Cases Available for Processing	1,195
Processed By:	
Judge	3 0.3%
Intake Officer	886 94.7%
Hearing Officer	47 5.0%
Other	0
Cases Processed	936 100.0%
Cases Pending 12/31/2023	259

Data provided by PACSES

2023 Paternity	No. of Cases
Acknowledgements Filed:	
Non-Domestic Relations Section	33 82.5%
During Conference	6 15.0%
Non-Stipulated (post genetic test)	1 2.5%
Pre-Trial Conference	0
Total	40 100.0%
Established:	
Stipulated by Genetic Tests	3 18.8%
Default - Father Failed to Appear	0
Adjudication by Court Proceeding	0
Out of State	13 81.3%
Total	16 100.0%
Cases Pending 12/31/2023	20

Data provided by PACSES

Spousal & Child Support New Cases, 2014-2023



DEFINITIONS:

ACKNOWLEDGEMENTS FILED:

NON-DOMESTIC RELATIONS SECTION: The voluntary Acknowledgement of Paternity by the alleged father.
DURING CONFERENCE: The alleged father signed the Acknowledgement of Paternity-Waiver of Trial (PE-010) at the initial child support conference.
NON-STIPULATED (POST GENETIC TEST): The alleged father signed the Acknowledgement of Paternity-Waiver of Trial after genetic tests were conducted and resulted in the alleged father being determined to be the biological father.
PRE-TRIAL CONFERENCE: The alleged father signed the Acknowledgement of Paternity-Waiver of Trial at the pre-trial conference.

ESTABLISHED:

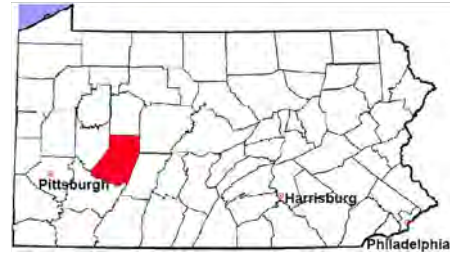
STIPULATED BY GENETIC TESTS: The alleged father requested genetic tests and signed a stipulation that if the test results had a 99% or higher probability of paternity then the alleged father would be stipulated as the biological father of the child.
DEFAULT - FATHER FAILED TO APPEAR: The alleged father failed to appear after being served for either a support conference, hearing, or genetic test and a default paternity order was entered by the court.
ADJUDICATION BY COURT PROCEEDING: The alleged father was determined to be the biological father of the child through a court proceeding.
OUT OF STATE: Paternity was established in another state, "Out of state only".

Indiana County

2023 Population Estimate: 83,094

Class of County: 6th

No. of Common Pleas Court Judgeships: 3



2023 Custody/Partial Custody/Visitation

No. of Petitions

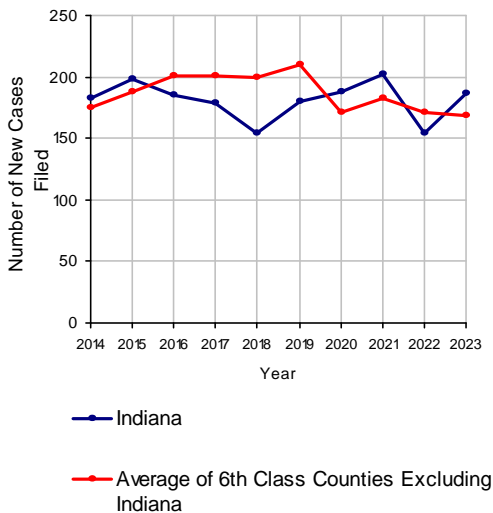
Cases Pending 1/1/2023	737 ^(R)
New Cases Filed in 2023	186
Cases Available for Processing	923
Processed By:	
Judge	6 6.1%
Non-Judicial Officer	91 91.9%
Administrative Review/Purge	0
Other	2 2.0%
Cases Processed	99 100.0%

Cases Pending 12/31/2023

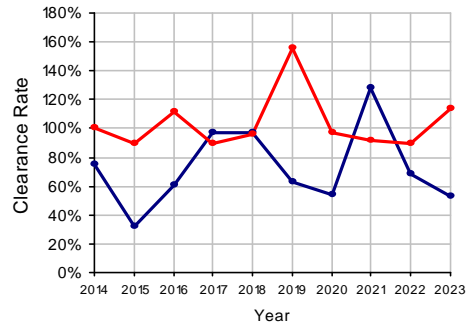
824

(R) - Revised

Custody/Partial Custody/Visitation New Cases Filed, 2014-2023

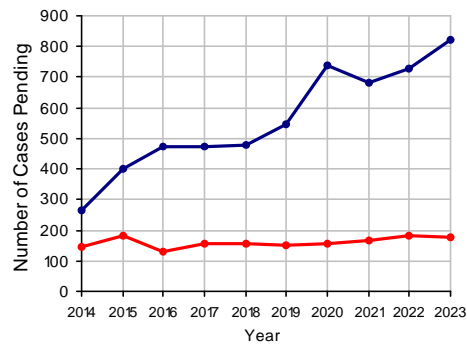


Clearance Rate, 2014-2023



Note: Clearance Rate = Cases Processed / New Cases Filed

Cases Pending at the End of Year, 2014-2023



Indiana County

2023 Population estimate: 83,094

Class of County: 6th

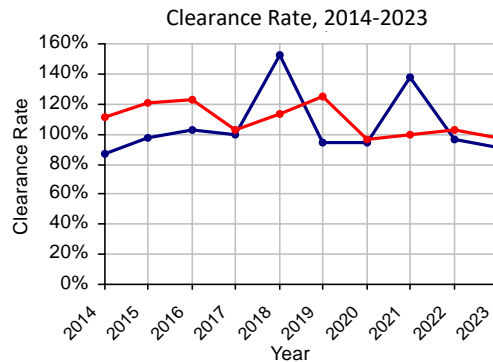
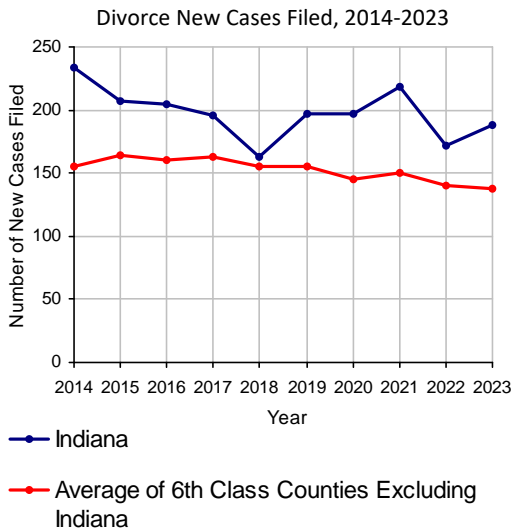
No. of Common Pleas Court Judgeships: 3



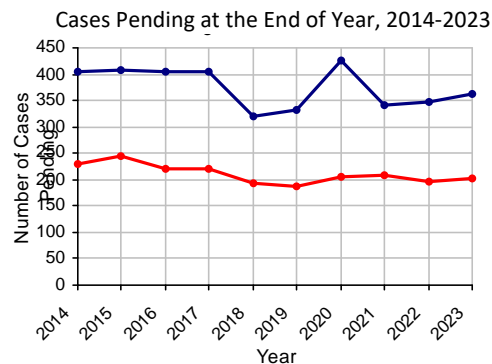
2023 Divorce

	No. of Petitions	
Cases Pending 1/1/2023	346 ^(R)	
New Cases Filed in 2023	188	
Cases Available for Processing	534	
Processed By:		
Contested Before a Judge	1	0.6%
Contested Before a Non-Judicial Officer	0	
Uncontested	168	98.2%
Administrative Review/Purge	0	
Other	2	1.2%
Cases Processed	171	100.0%
Cases Pending 12/31/2023	363	

(R) - Revised

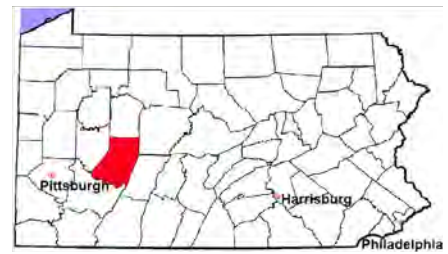


Note: Clearance Rate = Cases Processed / New Cases Filed



Indiana County

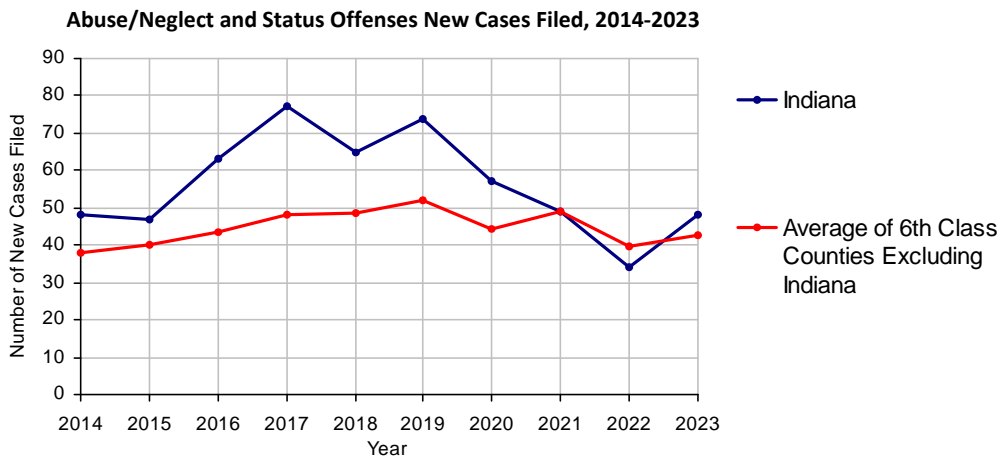
2023 Population estimate: 83,094
 Class of County: 6th
 No. of Common Pleas Court Judgeships: 3



2023 Juvenile Dependency - Petitions Pending Adjudication

	Abuse/ Neglect	Status Offenses	Total
Cases Pending 1/1/2023	6	0	6
New Petitions Filed in 2023	46	2	48
Other	2	0	2
Total Petitions Available for Processing	54	2	56
Processed by:			
Adjudicated Dependent			
Judge	46	2	48
Juvenile Court Hearing Officer	0	0	0
Adjudicated NOT Dependent			
Judge	0	0	0
Juvenile Court Hearing Officer	0	0	0
Withdrawn/Dismissed/Inactive	6	0	6
Other	0	0	0
Total Petitions Processed	52	2	54
Cases Pending 12/31/2023	2	0	2

Data provided by CPCMS

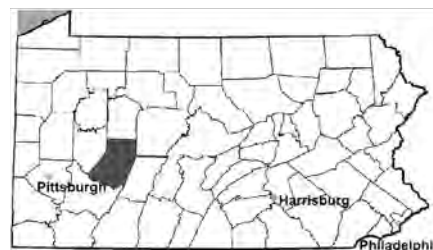


Indiana County

2023 Population estimate: 83,094

Class of County: 6th

No. of Common Pleas Court Judgeships: 3



2023 Juvenile Dependency - Adjudicated Dependent Inventory

	Abuse/ Neglect	Status Offenses	Total
Cases Pending 1/1/2023	65	2	67
New Adjudicated Dependent Cases	46	2	48
Other	0	0	0
Total Adjudicated Dependent Cases	111	4	115

Court Supervision Terminated:

Family Reunification	17	36.2%	0	17	36.2%
Adoption	18	38.3%	0	18	38.3%
Placement with a Relative/Guardian	6	12.8%	0	6	12.8%
Aged Out	6	12.8%	0	6	12.8%
Other Permanency Outcomes*	0		0	0	
Other**	0		0	0	
Total Adjudicated Dependent Cases Terminated	47	100.0%	0	47	100.0%
Cases Pending 12/31/2023	64		4	68	

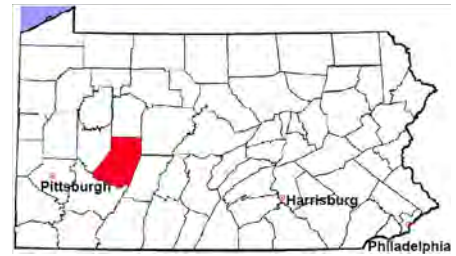
Data provided by CPCMS

* Other Permanency Outcomes include: adjudicated delinquent, death due to natural causes, emancipation, permanent living arrangement, and parent has come forward.

** Other includes cases where court supervision is terminated due to transfer out of jurisdiction, withdrawal and administrative closure.

Indiana County

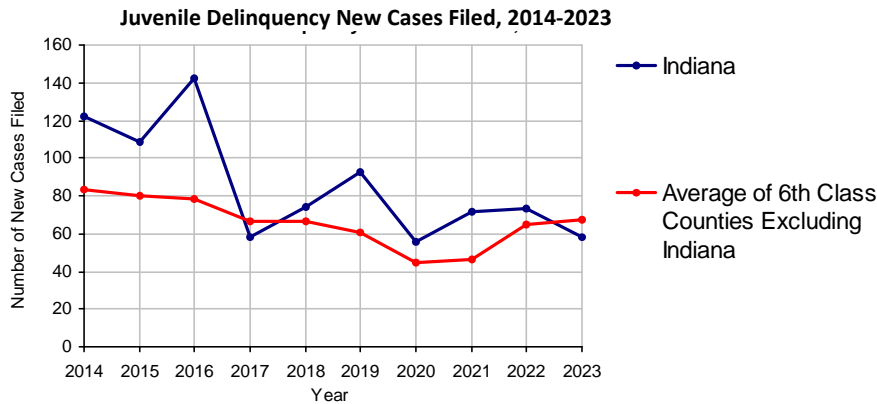
2023 Population estimate: 83,094
 Class of County: 6th
 No. of Common Pleas Court Judgeships: 3



2023 Juvenile Delinquency - Cases Pending Disposition

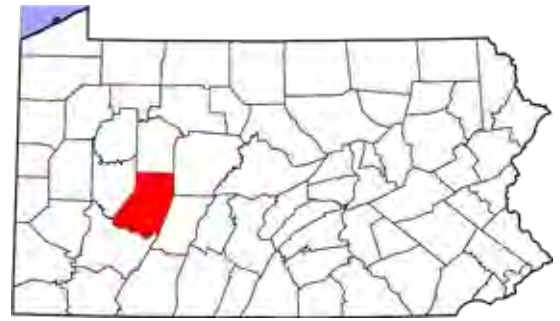
Begin Pending	19
New Cases	58
Consent Decree Revoked	2
Informal Adjustment Program Revoked	0
Alternative Program Revoked	0
Warrant Returned	0
Other	6
Total Cases Available for Disposition	85
Warrant Issued	3
Disposed by:	
Adjudicated Delinquent by a Judge	20
Adjudicated Delinquent by a Juvenile Court Hearing Officer	0
Consent Decree Entered	16
Informal Adjustment Program Entered	15
Warned and Counseled (Pre-Petition)	0
Dismissed/Withdrawn/Transferred	13
Transferred to Criminal Court	0
Other	1
Total Cases Disposed	65
End Pending	17

Data provided by CPCMS



Indiana County

2023 Population: 83,094
 Class of County: 6th
 No. of Common Pleas Judgeships: 3

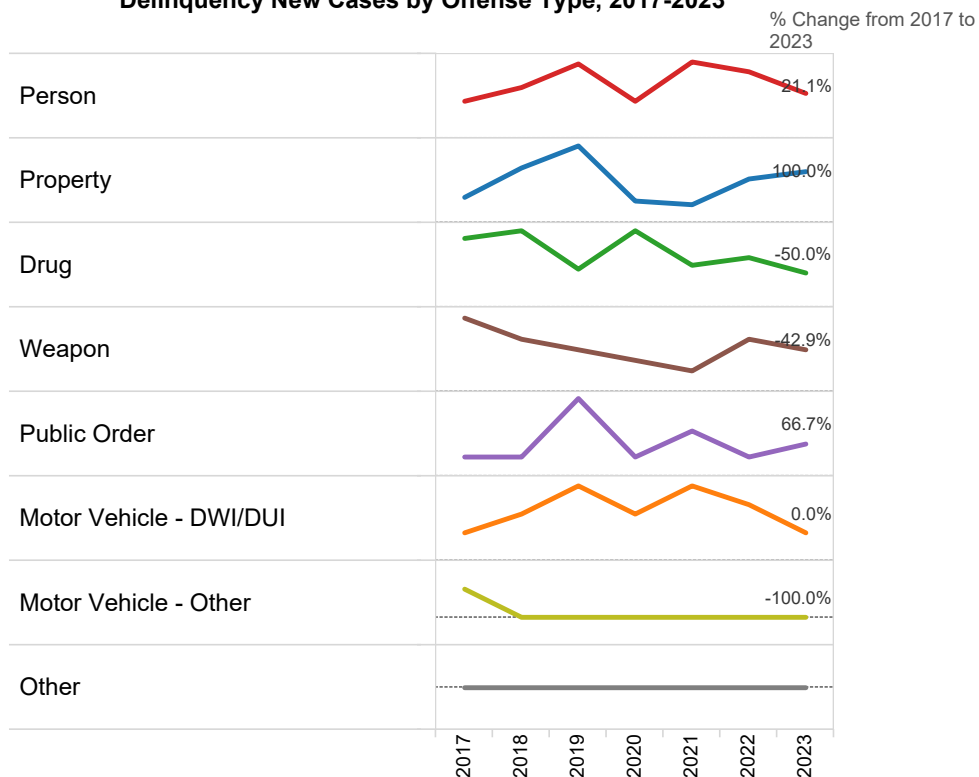


2023 Delinquency - New Cases by Offense Type

Case Type	Felony	Misdemeanor	Summary	Total	
Person	6	17	0	23	39.7%
Property	7	7	0	14	24.1%
Drug	1	8	0	9	15.5%
Weapon	0	4	0	4	6.9%
Public Order	1	4	0	5	8.6%
Motor Vehicle - DWI/DUI	0	3	0	3	5.2%
Motor Vehicle - Other	0	0	0	0	0.0%
Other	0	0	0	0	0.0%
Total	15	43	0	58	100.0%
	25.9%	74.1%	0.0%	100.0%	

Data provided by CPCMS

Delinquency New Cases by Offense Type, 2017-2023

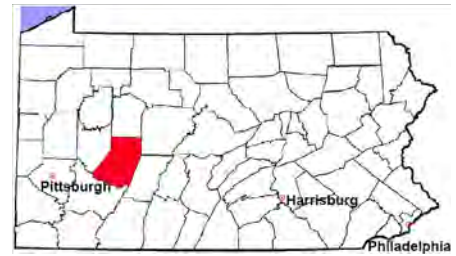


Indiana County

2023 Population estimate: 83,094

Class of County: 6th

No. of Common Pleas Court Judgeships: 3



2023 Juvenile Delinquency - Formal Dispositions

Begin Pending	47
Adjudicated Delinquent by a Judge	20
Adjudicated Delinquent by a Juvenile Court Hearing Officer	0
Warrant Returned	0
Other	3
Total Adjudicated Delinquent Cases	70
Warrant Issued	0
Court Supervision Terminated:	
Conditions Satisfied	22
Compelling Reasons	0
Reached Age 21	2
Transferred to Another Juvenile Court	1
Other	4
Total Adjudicated Delinquent Cases Terminated	29
End Pending	41

(R) - Revised

Data provided by CPCMS

Indiana County

2023 Population estimate: 83,094
 Class of County: 6th
 No. of Common Pleas Court Judgeships: 3

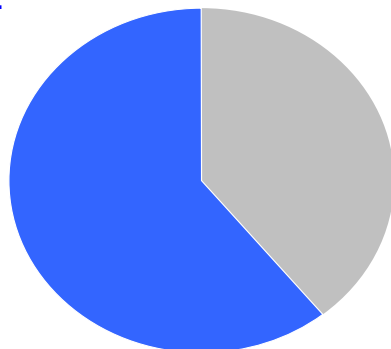


2023 Juvenile Delinquency - Informal Dispositions

Pending Consent Decrees	21
Pending Informal Adjustments	8
New Consent Decrees	16
New Informal Adjustments	15
Warrant Returned	0
Other	0
Cases Informally Disposed	60
Warrant Issued	0
Terminated by:	
Consent Decree Completed	19
Informal Adjustment Completed	15
Consent Decree Revoked	2
Informal Adjustment Program Revoked	0
Other	0
Total Informally Disposed Cases Terminated	36
End Pending	24

(R) - Revised
 Data provided by CPCMS

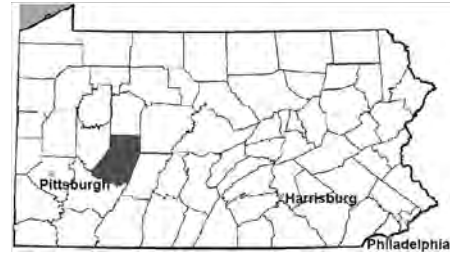
Informal Dispositions: **61%**



Delinquency Cases are disposed either formally, at a proceeding held before a judge or hearing officer, or informally without a proceeding. Informal dispositions include informal adjustments supervised by a juvenile probation officer; consent decrees agreed upon with the District Attorney after a petition is filed; or other pre-petition process by the juvenile probation department.

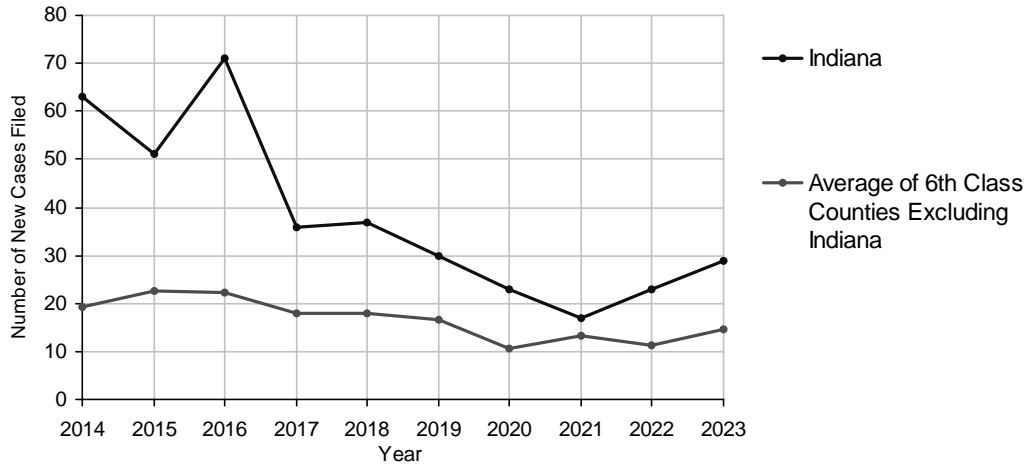
Indiana County

2023 Population estimate: 83,094
 Class of County: 6th
 No. of Common Pleas Court Judgeships: 3



2023 Accounts	No. of Cases	
Cases Pending 1/1/2023	19	
New Cases Filed in 2023	29	
Cases Available for Processing	48	
Processed By:		
Contested before a Judge	3	6.4%
Contested before a Non-Judicial Officer	0	
Uncontested	33	70.2%
Other	11	23.4%
Cases Processed	47	100.0%
Cases Pending 12/31/2023	1	

Accounts New Cases Filed, 2014-2023

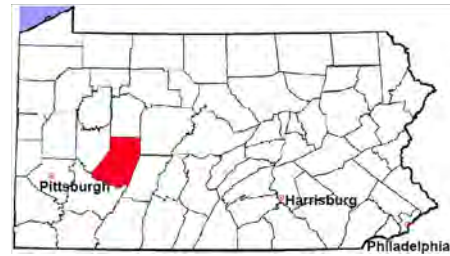


Indiana County

2023 Population estimate: 83,094

Class of County: 6th

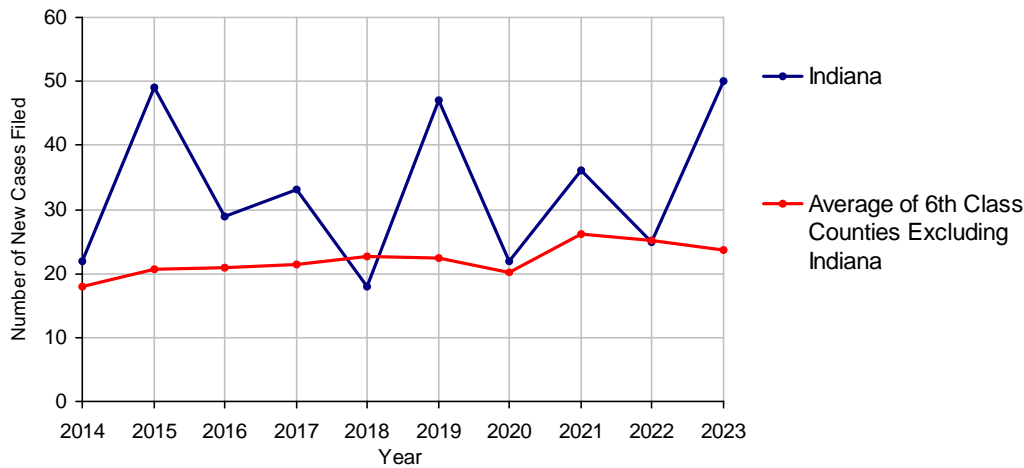
No. of Common Pleas Court Judgeships: 3



2023 Adoptions		No. of Cases	
Cases Pending 1/1/2023		10 ^(R)	
New Cases Filed in 2023		50	
Cases Available for Processing		60	
Processed By:			
Contested before a Judge	Granted	0	
	Denied	0	
Uncontested	Granted	48	100.0%
	Denied	0	
Other		0	
Cases Processed		48	100.0%
Cases Pending 12/31/2023		12	

(R) - Revised

Adoptions New Cases Filed, 2014-2023

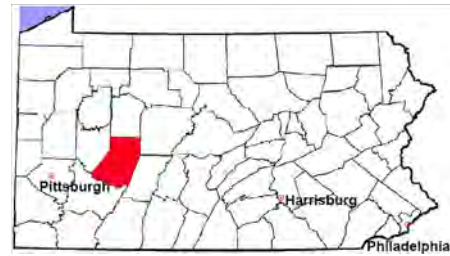


Indiana County

2023 Population estimate: 83,094

Class of County: 6th

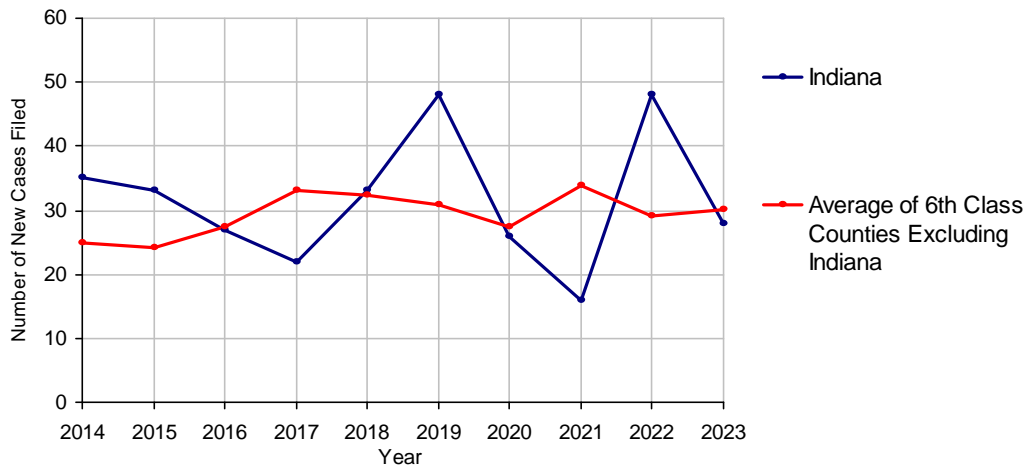
No. of Common Pleas Court Judgeships: 3



2023 Relinquishments/Terminations	No. of Cases
Cases Pending 1/1/2023	21 (R)
New Cases Filed in 2023	28
Cases Available for Processing	49
Processed By:	
Contested before a Judge	1 2.7%
Uncontested	31 83.8%
Other	5 13.5%
Cases Processed	37 100.0%
Cases Pending 12/31/2023	12

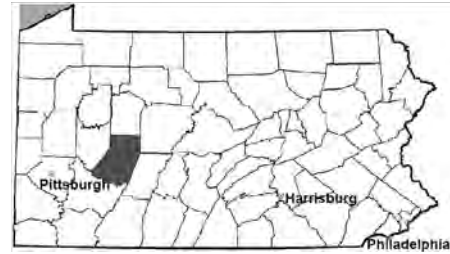
(R) - Revised

Relinquishments/Terminations New Cases Filed, 2014-2023

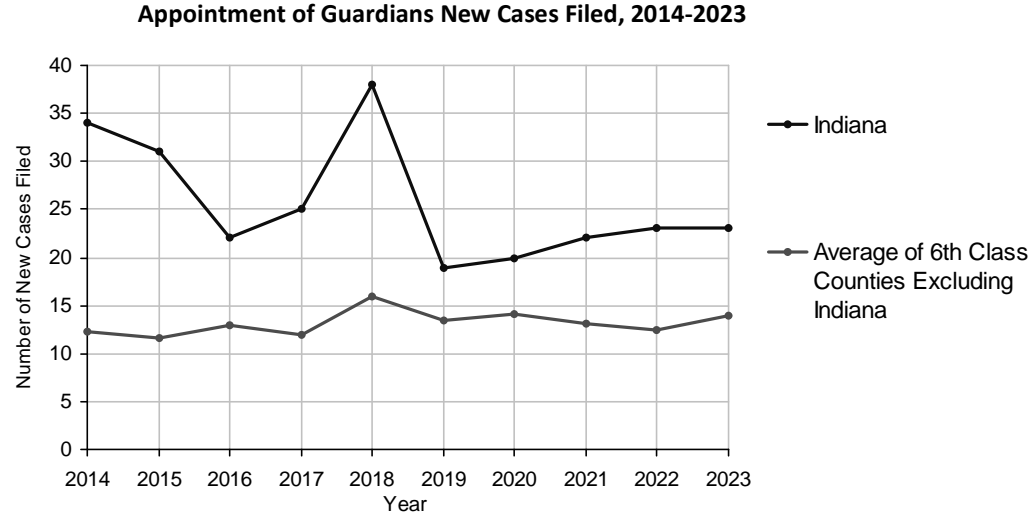


Indiana County

2023 Population estimate: 83,094
 Class of County: 6th
 No. of Common Pleas Court Judgeships: 3



2023 Appointment of Guardians	No. of Cases	
Cases Pending 1/1/2023	23	
New Cases Filed in 2023	23	
Cases Available for Processing	46	
Processed By:		
Contested before a Judge	0	
Uncontested	29	72.5%
Other	11	27.5%
Cases Processed	40	100.0%
Cases Pending 12/31/2023	6	



Indiana County

2023 Population estimate: 83,094
 Class of County: 6th
 No. of Common Pleas Court Judgeships: 3



2023 Jury Yield and Utilization

Jury Yield

Qualification Questionnaires/Summonses Mailed:	7,075	A		
Returned Undeliverable:	659	B	9.3%	Of Qualification Questionnaires/ Summonses Mailed
Not Responded to:	1,115	C	15.8%	
the Number of Prospective Jurors:				
Disqualified:	544	D	7.7%	
Exempted:	620	E	8.8%	
Excused:	1,699	F	24.0%	
Deferred to New Term:	658	G	9.3%	
Deferred from Previous Term:	351	H	5.0%	
Total Number of Qualified Jurors Available for Service:	2,131	I	30.1%	

$I = A - B - C - D - E - F - G + H$

Jury Utilization

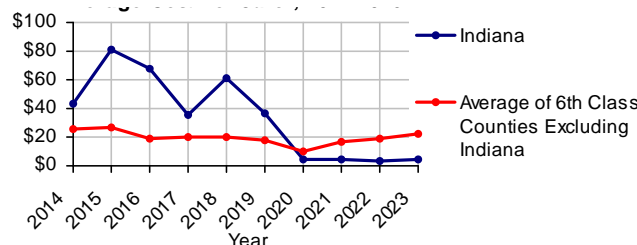
the Number of Jurors:			
Reporting for Service:	1,062	49.8%	Of Jurors Qualified and Available
Told Not to Report for Service:	685	32.1%	
Sent to Courtroom for Jury Selection (Voir Dire):	476	44.8%	Of Jurors Reporting for Service
Impaneled or Sworn (jurors/alternates):	98	9.2%	
Removed for Cause/Hardship:	131		
Removed by Peremptory Challenge:	115		
Number of Jury Trials Started:	6		
Pool Days:	14		
Zero Panel Days:	7	50.0%	(Of Pool Days)

Jury Costs

Total Annual Budget for Juror Operations:	\$34,382.00	J
Average Cost Per Juror:	\$4.86	K

$K = J/A$

Average Cost Per Juror, 2014-2023

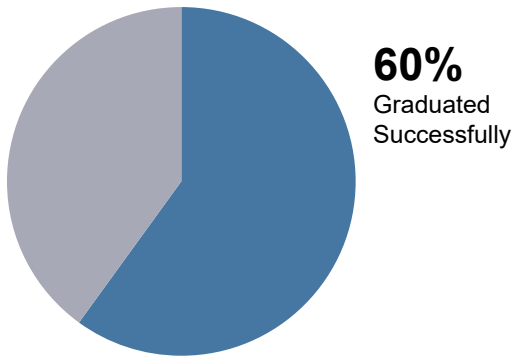


Indiana County

2023 Problem Solving Courts

10 Discharges

Of All Court Participants Discharged:



16 Admissions



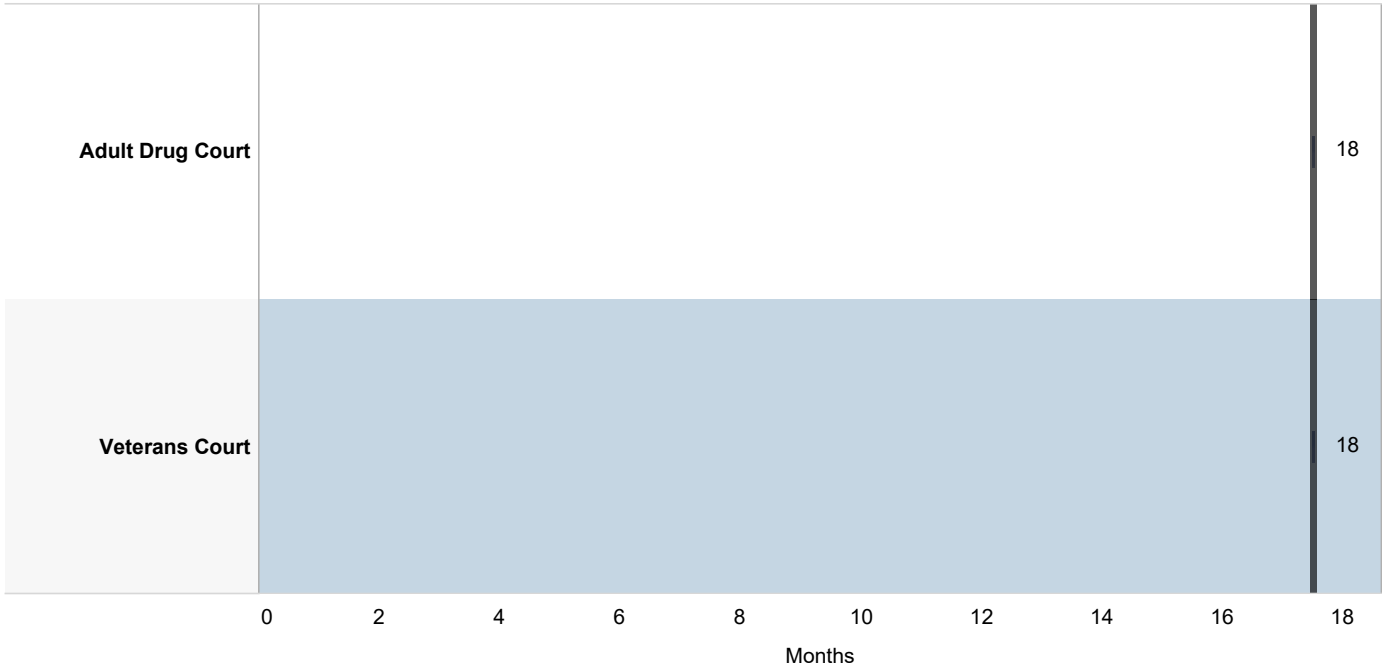
Discharge Reason

	Successfully Completed	Unsuccessful /Non-Compliant	Other	Total Discharges
Adult Drug Court	4 (50.0%)	3 (37.5%)	1 (12.5%)	8 (100.0%)
Veterans Court	2 (100.0%)			2 (100.0%)

Indiana County

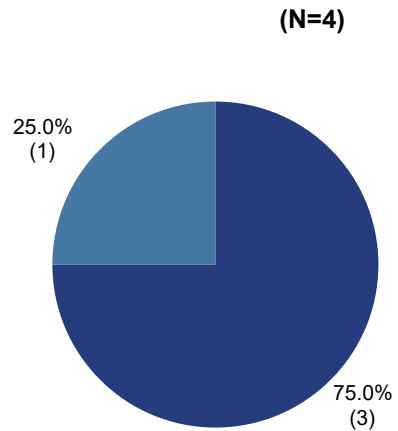
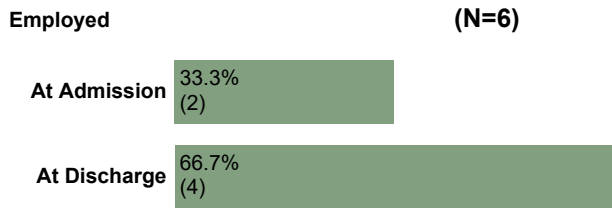
2023 Problem Solving Courts

Median Months from Admission to Discharge



Among successful graduates, there was a 100% increase in employment.

75% of the employed successful graduates were employed full time:



20% (2) of all participants have improved in education level at discharge.

■ Employed Full Time
■ Employed Part Time

DEPARTMENT OF RESEARCH & STATISTICS

KIM NIEVES, PH.D.

DIRECTOR

ANDREW GINDER, MPA

ASSISTANT DIRECTOR

YAN LIU, M.S.

SENIOR STATISTICAL ANALYST

SASANKA ADIKARI, PH.D

DATA SCIENTIST

AMANDA PEREIRA

RESEARCH ASSISTANT