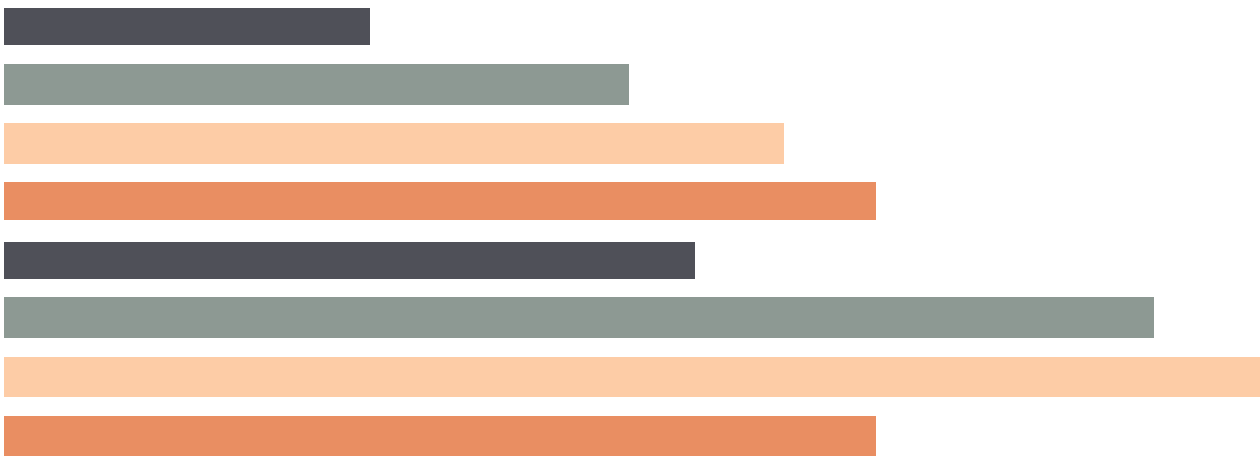
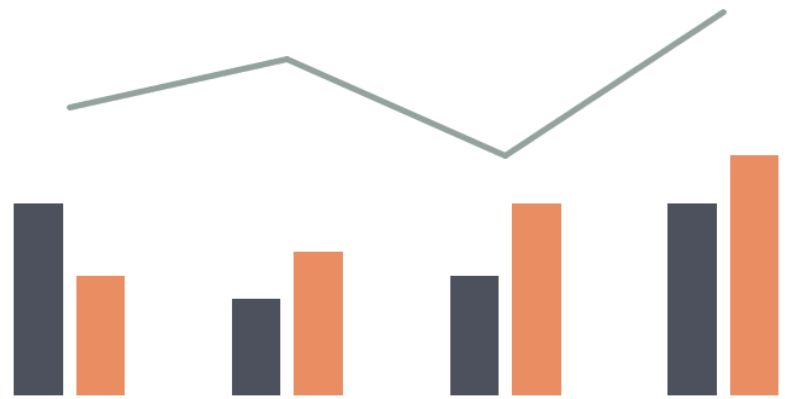


2023 Juniata County


Court of Common Pleas
Caseload Statistics for



We are pleased to provide you with a copy of the 2023 County Caseload Display pages. They can also be viewed on the AOPC webpage at www.pacourts.us in the *News & Statistics* section under *Research & Statistics*.

Should you have any questions or comments, please do not hesitate to contact me at 717.231.3300.

Sincerely,

A handwritten signature in black ink, appearing to read "Sasanka", written over a horizontal line.

Sasanka Adikari, Ph.D.
Data Scientist
Department of Research and Statistics

Table of Contents

CPCMS Criminal	Page 1
CPCMS Criminal - New Cases by Case Type.....	Page 2
Civil.....	Page 3
Civil - Docketed Cases Listed by Case Type.....	Page 4
Protection From Abuse	Page 5
Spousal & Child Support and Paternity	Page 6
Custody/Partial Custody/Visitation.....	Page 7
Divorce	Page 8
Juvenile Dependency - Active Dependent Inventory	Page 9
Juvenile Dependency - Adjudicated Dependent Inventory	Page 10
Juvenile Delinquency - Cases Pending Disposition.....	Page 11
Juvenile Delinquency - New Cases by Case Type	Page 12
Juvenile Delinquency - Formal Dispositions	Page 13
Juvenile Delinquency - Informal Dispositions	Page 14
Accounts.....	Page 15
Adoptions.....	Page 16
Relinquishments/Terminations	Page 17
Appointment of Guardians	Page 18
Jury Yield and Utilization	Page 19

Juniata County

2023 Population estimate: 23,243

Class of County: 7th

No. of Common Pleas Court Judgeships: 2
(Juniata and Perry Combined)

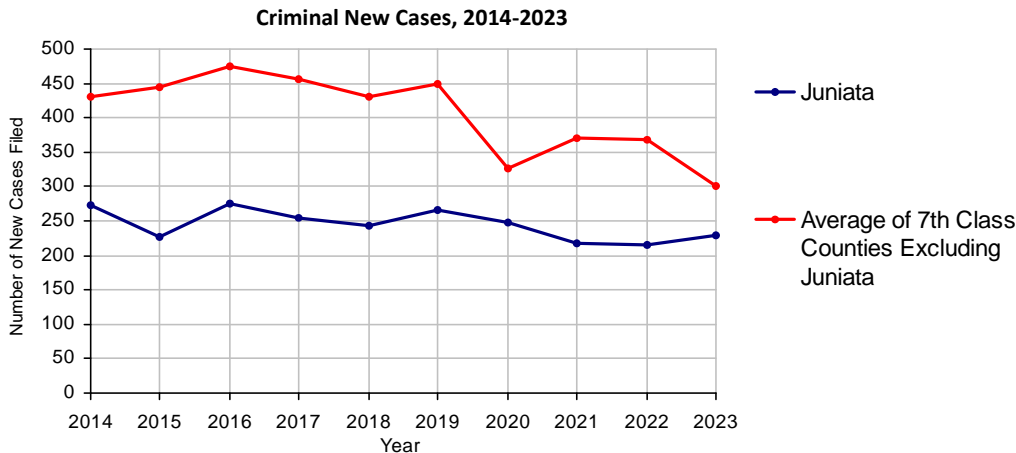


2023 Criminal	No. of Cases	
Cases Pending 1/1/2023	129	
New Cases Filed in 2023	229	
Reopened Cases	20	
Cases Available for Processing	378	
Processed by:		
Withdrawn/Dismissed	3	1.1%
Diversionsary Disposition*	60	23.0%
Guilty Plea	187	71.6%
Non-Jury Trial	0	
Jury Trial	2	0.8%
Inactive	6	2.3%
Other	3	1.1%
Total Cases Processed	261	100.0%
Cases Pending 12/31/2023	117	
Cases Awaiting Sentencing	8	

Age of Pending Cases as of 12/31/2023		
0-60 Days	22	18.8%
61-120 Days	20	17.1%
121-180 Days	19	16.2%
181-240 Days	7	6.0%
241-300 Days	11	9.4%
301-360 Days	5	4.3%
Over 360 Days	33	28.2%
Total	117	100.0%

Data provided by CPCMS

* Includes other diversionsary programs such as Veterans Court.



Juniata County

2023 Population: 23,243
 Class of County: 7th
 No. of Common Pleas Judgeships: 2
 (Juniata and Perry Combined)

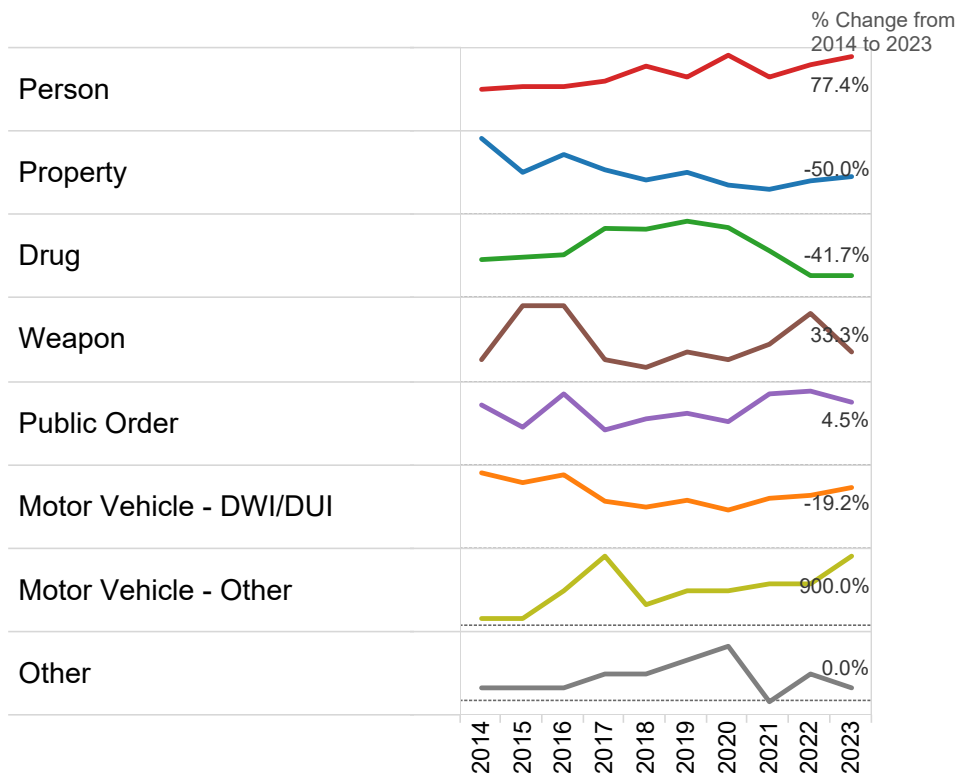


2023 Criminal - New Cases by Offense Type

Case Type	Felony	Misdemeanor	Summary	Total	
Person	25	29	1	55	24.0%
Property	30	14	1	45	19.7%
Drug	3	25	0	28	12.2%
Weapon	4	0	0	4	1.7%
Public Order	7	16	0	23	10.0%
Motor Vehicle - DWI/DUI	3	60	0	63	27.5%
Motor Vehicle - Other	0	1	9	10	4.4%
Other	1	0	0	1	0.4%
Total	73	145	11	229	100.0%
	31.9%	63.3%	4.8%	100.0%	

Data provided by CPCMS

Criminal New Cases by Offense Type, 2014-2023

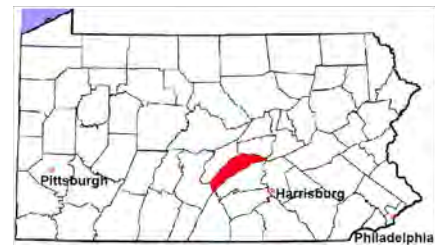


Juniata County

2023 Population estimate: 23,243

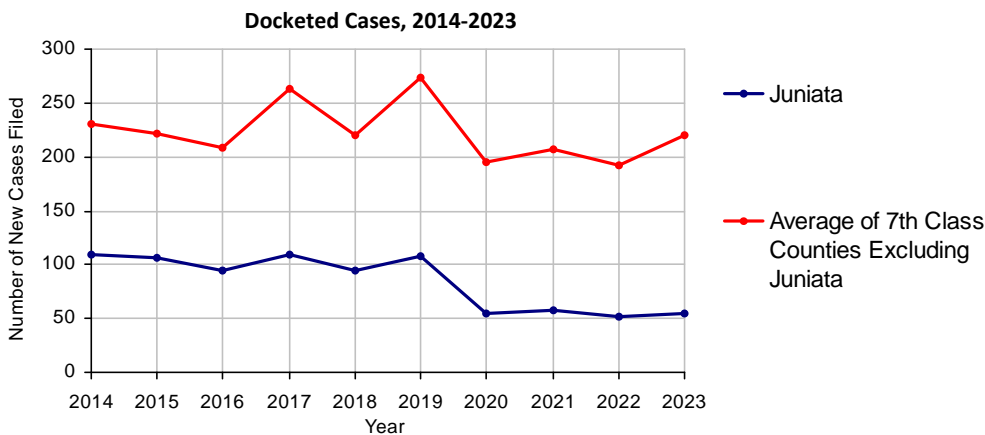
Class of County: 7th

No. of Common Pleas Court Judgeships: 2
(Juniata and Perry Combined)



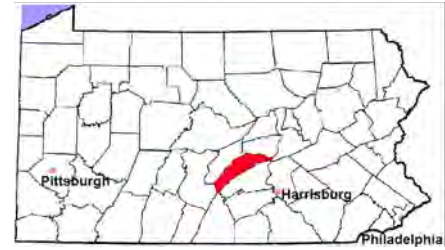
2023 Civil	Civil Action	Other	Total
Cases Pending 1/1/2023	336	280	616
Docketed Cases	43	11	54
Arbitration Appeals	0	0	0
Transferred In	0	0	0
Returned to Active	0	0	0
Cases Available for Processing	379	291	670
Processed By:			
Default Judgments	0	0	0
Cases Decided by Arbitration Board	0	0	0
Dispositive Motions	0	0	0
Settlements	1	1	2
Moved to Inactive Status	0	1	1
Transferred/Withdrawn	0	0	0
Dismissed/Discontinued	18	3	21
Administrative Purge	0	0	0
Other (O)	10	0	10
Jury Trial	0	0	0
Non-Jury Trial	0	0	0
Total Cases Processed	29	5	34
Cases Pending 12/31/2023	350	286	636

Age of Pending Cases as of 12/31/2023 (Civil Action Only)		
0-6 months	27	7.7%
7-12 months	11	3.1%
13-18 months	15	4.3%
19-24 months	15	4.3%
25-30 months	7	2.0%
31-36 months	11	3.1%
37-42 months	9	2.6%
43-48 months	9	2.6%
49-54 months	14	4.0%
55-60 months	17	4.9%
61-66 months	11	3.1%
67-72 months	8	2.3%
Over 72 months	196	56.0%
Total	350	100.0%



Juniata County

2023 Population estimate: 23,243
 Class of County: 7th
 No. of Common Pleas Court Judgeships: 2
 (Juniata and Perry Combined)



2023 Civil - Docketed Cases Listed by Case Type

TORT	8	14.8%	REAL PROPERTY	10	18.5%
<i>(does not include mass tort)</i>			Ejectment*	0	
Intentional	0		Eminent Domain/Condemnation*	1	
Malicious Prosecution	0		Ground Rent	0	
Motor Vehicle	3		Landlord/Tenant Dispute	0	
Nuisance	0		Mortgage Foreclosure:		
Premise Liability	2		Residential*	7	
Product Liability	0		Commercial*	1	
Slander/Libel/Defamation	0		Partition of Real Property*	0	
Other	3		Quiet Title*	0	
MASS TORT	0		Other*	1	
Asbestos	0		CIVIL APPEALS	0	
Tobacco	0		<i>- Administrative Agencies</i>		
Toxic Tort - DES	0		Board of Assessment*	0	
Toxic Tort - Implant	0		Board of Elections*	0	
Toxic Waste	0		Dept. of Transportation*	0	
Other	0		Zoning Board*	0	
PROFESSIONAL LIABILITY	1	1.9%	Statutory Appeal - Other*	0	
Dental	0		Other*	0	
Legal	0		MISCELLANEOUS	1	1.9%
Medical Malpractice	1		Common Law/		
Other	0		Statutory Arbitration*	0	
CONTRACT	34	63.0%	Declaratory Judgment*	0	
<i>(does not include judgments)</i>			Mandamus*	0	
Buyer Plaintiff	0		Non-Domestic Relations		
Debt Collection: Credit Card	18		Restraining Order*	0	
Debt Collection: Other	15		Quo Warranto*	0	
Employment Dispute: Discrimination	0		Replevin*	0	
Employment Dispute: Other	0		Other*	1	
Other	1		TOTAL DOCKETED CASES:	54	100.0%

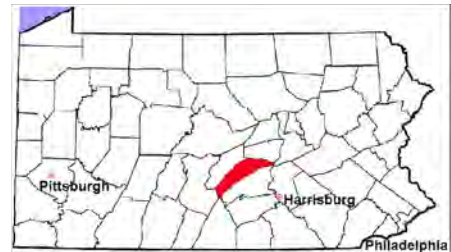
Of the Docketed Cases:

Pro Se Filings: 0 Class Action Suits: 0 MDJ Appeals: 0

*Civil Other

Juniata County

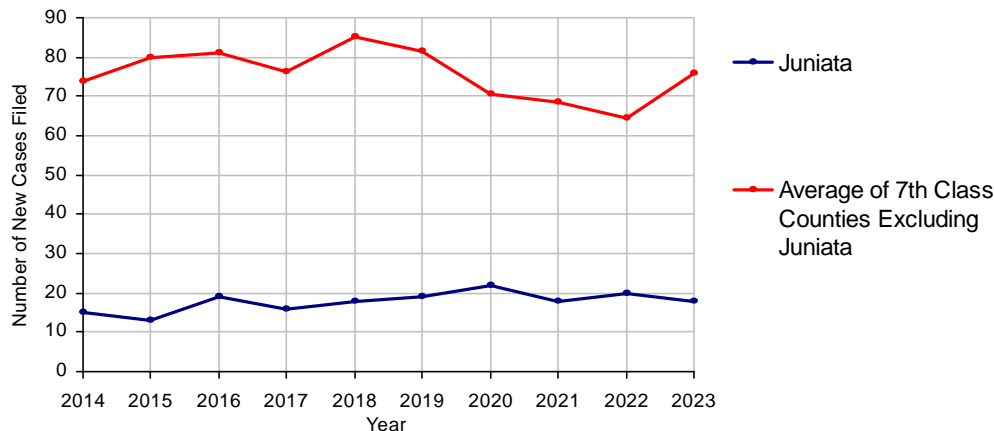
2023 Population estimate: 23,243
 Class of County: 7th
 No. of Common Pleas Court Judgeships: 2
 (Juniata and Perry Combined)



2023 Protection From Abuse

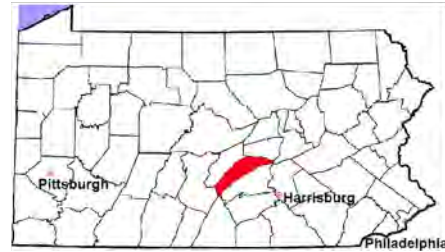
	No. of Petitions
Cases Pending 1/1/2023	5
New Cases Filed in 2023	18
<i>Of these, Petitions Requesting Temporary Orders: 18 (100.0%)</i>	
<i>Temporary Orders DENIED: 1 (5.6%), Temporary Orders GRANTED: 17 (94.4%)</i>	
Cases Available for Processing	23
Processed By:	
Temporary Order DENIED After Ex Parte Hearing and No Evidentiary Hearing Scheduled	0
Temporary Order DISMISSED After Evidentiary Hearing and No Final Order Entered	2 14.3%
Final Order DENIED After Evidentiary Hearing Before a Judge or a Judicial Officer	0
Final Order GRANTED After Evidentiary Hearing Before a Judge or a Judicial Officer	3 21.4%
Plaintiff Did Not Appear For Evidentiary Hearing	0
Final Order by STIPULATION OR AGREEMENT Between the Parties	4 28.6%
Petition WITHDRAWN by Plaintiff	5 35.7%
TRANSFERRED to Another Jurisdiction	0
Other	0
Cases Processed	14 100.0%
Cases Pending 12/31/2023	9

PFA New Cases Filed, 2014-2023



Juniata County

2023 Population estimate: 23,243
 Class of County: 7th
 No. of Common Pleas Court Judgeships: 2
 (Juniata and Perry Combined)



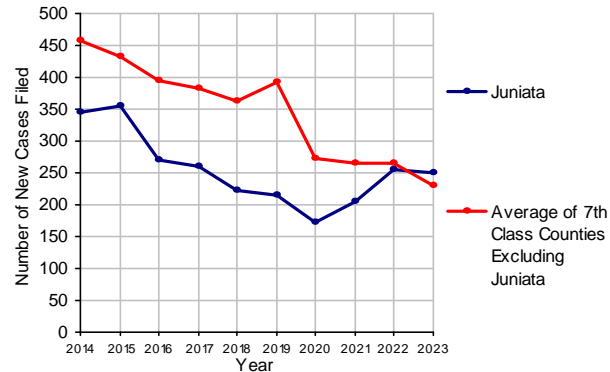
2023 Spousal & Child Support	No. of Petitions
Cases Pending 1/1/2023	37
New Cases Filed in 2023	251
Dockets Transferred In (+)	8
Dockets Transferred Out (-)	8
Cases Available for Processing	288
Processed By:	
Judge	11 4.3%
Intake Officer	243 95.7%
Hearing Officer	0
Other	0
Cases Processed	254 100.0%
Cases Pending 12/31/2023	34

Data provided by PACSES

2023 Paternity	No. of Cases
Acknowledgements Filed:	
Non-Domestic Relations Section	20 100.0%
During Conference	0
Non-Stipulated (post genetic test)	0
Pre-Trial Conference	0
Total	20 100.0%
Established:	
Stipulated by Genetic Tests	4 36.4%
Default - Father Failed to Appear	0
Adjudication by Court Proceeding	0
Out of State	7 63.6%
Total	11 100.0%
Cases Pending 12/31/2023	7

Data provided by PACSES

Spousal & Child Support New Cases, 2014-2023



DEFINITIONS:

ACKNOWLEDGEMENTS FILED:

NON-DOMESTIC RELATIONS SECTION: The voluntary Acknowledgement of Paternity by the alleged father.
DURING CONFERENCE: The alleged father signed the Acknowledgement of Paternity-Waiver of Trial (PE-010) at the initial child support conference.
NON-STIPULATED (POST GENETIC TEST): The alleged father signed the Acknowledgement of Paternity-Waiver of Trial after genetic tests were conducted and resulted in the alleged father being determined to be the biological father.
PRE-TRIAL CONFERENCE: The alleged father signed the Acknowledgement of Paternity-Waiver of Trial at the pre-trial conference.

ESTABLISHED:

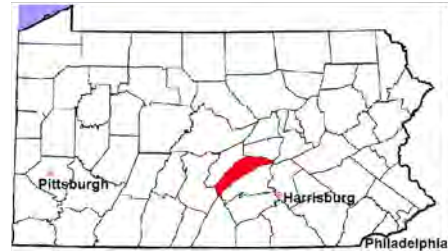
STIPULATED BY GENETIC TESTS: The alleged father requested genetic tests and signed a stipulation that if the test results had a 99% or higher probability of paternity then the alleged father would be stipulated as the biological father of the child.
DEFAULT - FATHER FAILED TO APPEAR: The alleged father failed to appear after being served for either a support conference, hearing, or genetic test and a default paternity order was entered by the court.
ADJUDICATION BY COURT PROCEEDING: The alleged father was determined to be the biological father of the child through a court proceeding.
OUT OF STATE: Paternity was established in another state, "Out of state only".

Juniata County

2023 Population Estimate: 23,243

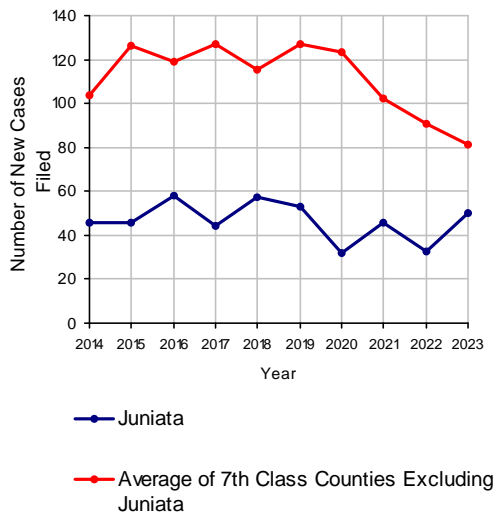
Class of County: 7th

No. of Common Pleas Court Judgeships: 2
(Juniata and Perry Combined)

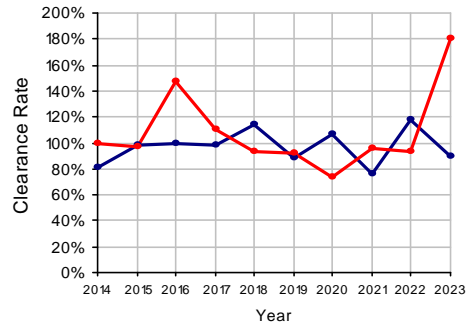


2023 Custody/Partial Custody/Visitation	No. of Petitions	
Cases Pending 1/1/2023	91	
New Cases Filed in 2023	50	
Cases Available for Processing	141	
Processed By:		
Judge	44	97.8%
Non-Judicial Officer	0	
Administrative Review/Purge	0	
Other	1	2.2%
Cases Processed	45	100.0%
Cases Pending 12/31/2023	96	

Custody/Partial Custody/Visitation New Cases Filed, 2014-2023

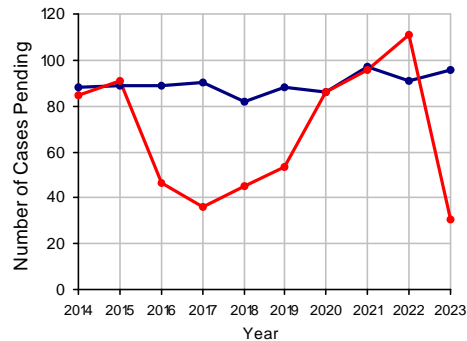


Clearance Rate, 2014-2023



Note: Clearance Rate = Cases Processed / New Cases Filed

Cases Pending at the End of Year, 2014-2023

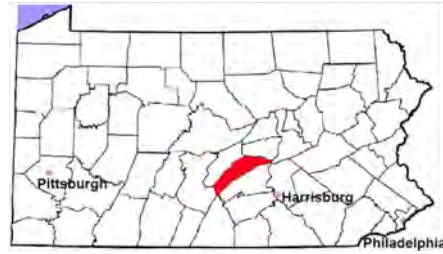


Juniata County

2023 Population estimate: 23,243

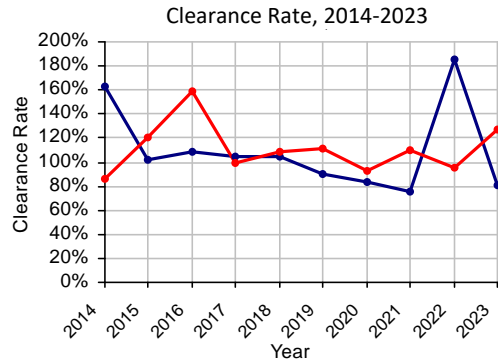
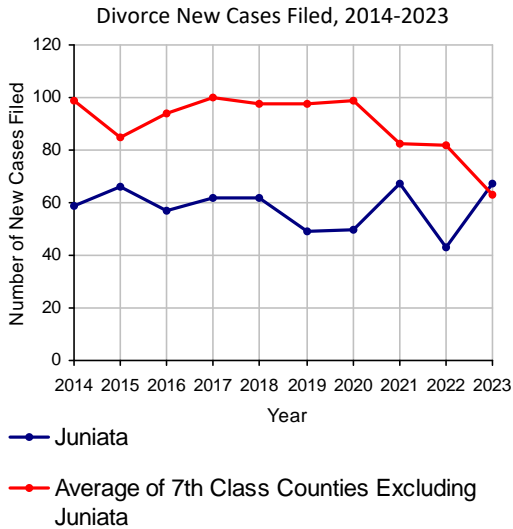
Class of County: 7th

No. of Common Pleas Court Judgeships: 2
(Juniata and Perry Combined)

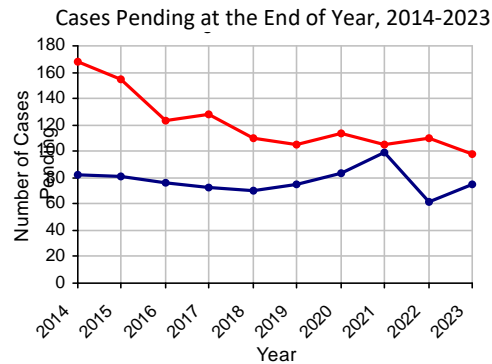


2023 Divorce

	No. of Petitions	
Cases Pending 1/1/2023	62	
New Cases Filed in 2023	67	
Cases Available for Processing	129	
Processed By:		
Contested Before a Judge	0	
Contested Before a Non-Judicial Officer	3	5.6%
Uncontested	43	79.6%
Administrative Review/Purge	6	11.1%
Other	2	3.7%
Cases Processed	54	100.0%
Cases Pending 12/31/2023	75	

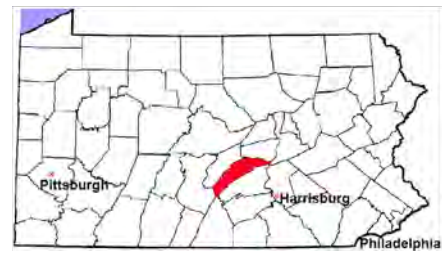


Note: Clearance Rate = Cases Processed / New Cases Filed



Juniata County

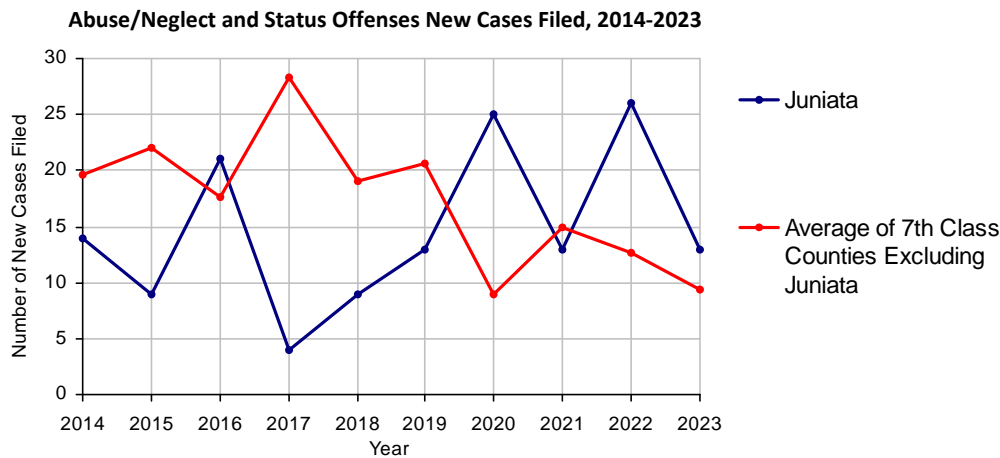
2023 Population estimate: 23,243
 Class of County: 7th
 No. of Common Pleas Court Judgeships: 2
 (Juniata and Perry Combined)



2023 Juvenile Dependency - Petitions Pending Adjudication

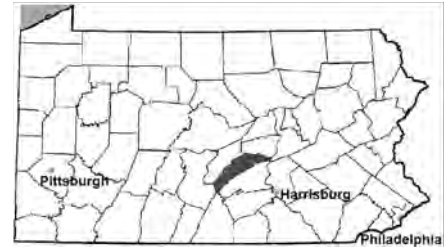
	Abuse/ Neglect	Status Offenses	Total
Cases Pending 1/1/2023	0	0	0
New Petitions Filed in 2023	12	1	13
Other	1	1	2
Total Petitions Available for Processing	13	2	15
Processed by:			
Adjudicated Dependent			
Judge	11	1	12
Juvenile Court Hearing Officer	0	0	0
Adjudicated NOT Dependent			
Judge	2	0	2
Juvenile Court Hearing Officer	0	0	0
Withdrawn/Dismissed/Inactive	0	1	1
Other	0	0	0
Total Petitions Processed	13	2	15
Cases Pending 12/31/2023	0	0	0

Data provided by CPCMS



Juniata County

2023 Population estimate: 23,243
 Class of County: 7th
 No. of Common Pleas Court Judgeships: 2
 (Juniata and Perry Combined)



2023 Juvenile Dependency - Adjudicated Dependent Inventory

	Abuse/ Neglect		Status Offenses		Total
Cases Pending 1/1/2023	22		0		22
New Adjudicated Dependent Cases	11		1		12
Other	0		0		0
Total Adjudicated Dependent Cases	33		1		34
<u>Court Supervision Terminated:</u>					
Family Reunification	14	73.7%	1	100.0%	15 75.0%
Adoption	4	21.1%	0		4 20.0%
Placement with a Relative/Guardian	1	5.3%	0		1 5.0%
Aged Out	0		0		0
Other Permanency Outcomes*	0		0		0
Other**	0		0		0
Total Adjudicated Dependent Cases Terminated	19	100.0%	1	100.0%	20 100.0%
Cases Pending 12/31/2023	14		0		14

Data provided by CPCMS

* Other Permanency Outcomes include: adjudicated delinquent, death due to natural causes, emancipation, permanent living arrangement, and parent has come forward.

** Other includes cases where court supervision is terminated due to transfer out of jurisdiction, withdrawal and administrative closure.

Juniata County

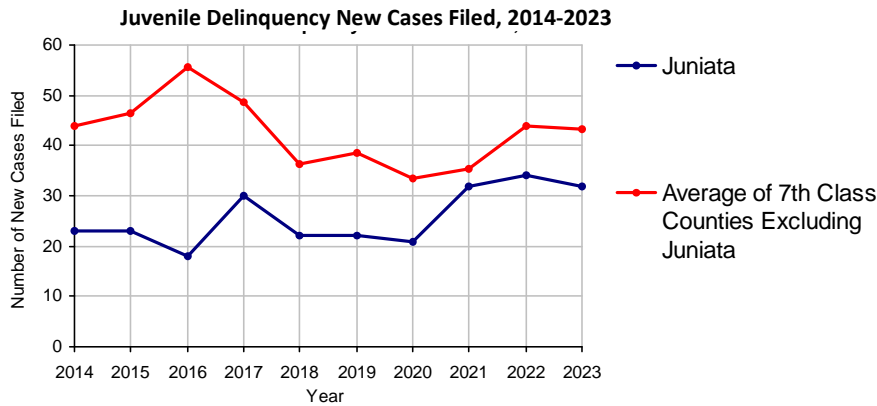
2023 Population estimate: 23,243
 Class of County: 7th
 No. of Common Pleas Court Judgeships: 2
 (Juniata and Perry Combined)



2023 Juvenile Delinquency - Cases Pending Disposition

Begin Pending	18
New Cases	32
Consent Decree Revoked	0
Informal Adjustment Program Revoked	0
Alternative Program Revoked	0
Warrant Returned	1
Other	11
Total Cases Available for Disposition	62
Warrant Issued	1
Disposed by:	
Adjudicated Delinquent by a Judge	11
Adjudicated Delinquent by a Juvenile Court Hearing Officer	0
Consent Decree Entered	13
Informal Adjustment Program Entered	0
Warned and Counseled (Pre-Petition)	0
Dismissed/Withdrawn/Transferred	4
Transferred to Criminal Court	0
Other	1
Total Cases Disposed	29
End Pending	32

Data provided by CPCMS



Juniata County

2023 Population: 23,243
 Class of County: 7th
 No. of Common Pleas Judgeships: 2
 (Juniata and Perry Combined)

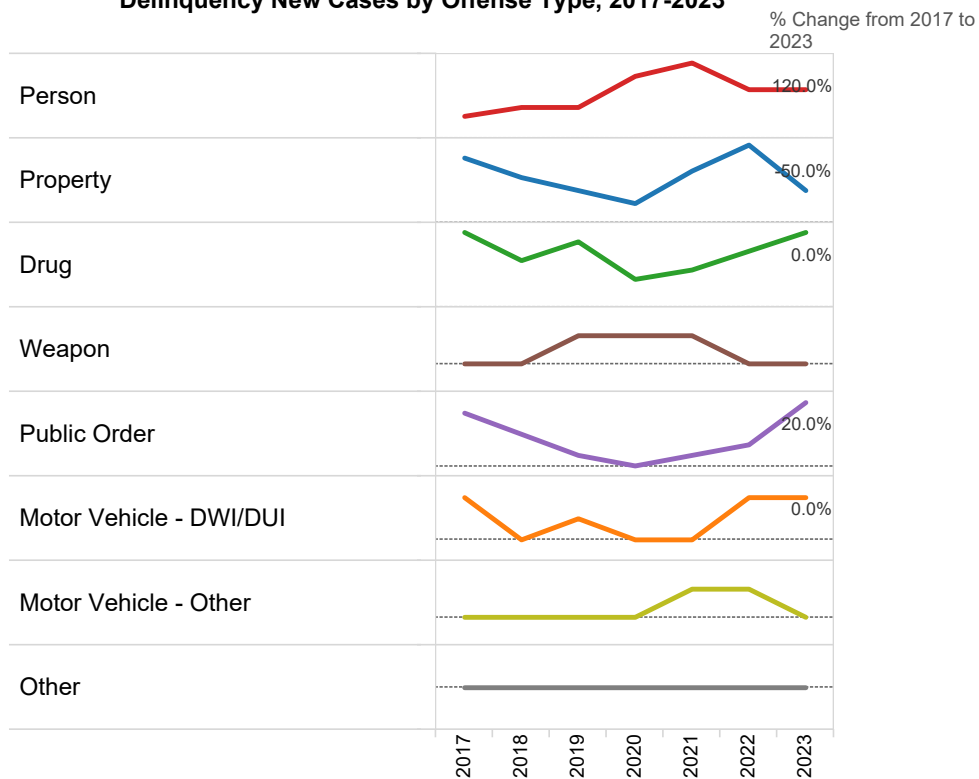


2023 Delinquency - New Cases by Offense Type

Case Type	Felony	Misdemeanor	Summary	Total	
Person	4	7	0	11	34.4%
Property	0	4	1	5	15.6%
Drug	0	8	0	8	25.0%
Weapon	0	0	0	0	0.0%
Public Order	0	6	0	6	18.8%
Motor Vehicle - DWI/DUI	0	2	0	2	6.3%
Motor Vehicle - Other	0	0	0	0	0.0%
Other	0	0	0	0	0.0%
Total	4	27	1	32	100.0%
	12.5%	84.4%	3.1%	100.0%	

Data provided by CPCMS

Delinquency New Cases by Offense Type, 2017-2023



Juniata County

2023 Population estimate: 23,243
Class of County: 7th
No. of Common Pleas Court Judgeships: 2
(Juniata and Perry Combined)



2023 Juvenile Delinquency - Formal Dispositions

Begin Pending	46
Adjudicated Delinquent by a Judge	11
Adjudicated Delinquent by a Juvenile Court Hearing Officer	0
Warrant Returned	0
Other	0
Total Adjudicated Delinquent Cases	57
Warrant Issued	0
Court Supervision Terminated:	
Conditions Satisfied	4
Compelling Reasons	0
Reached Age 21	0
Transferred to Another Juvenile Court	0
Other	9
Total Adjudicated Delinquent Cases Terminated	13
End Pending	44

(R) - Revised
Data provided by CPCMS

Juniata County

2023 Population estimate: 23,243
 Class of County: 7th
 No. of Common Pleas Court Judgeships: 2
 (Juniata and Perry Combined)

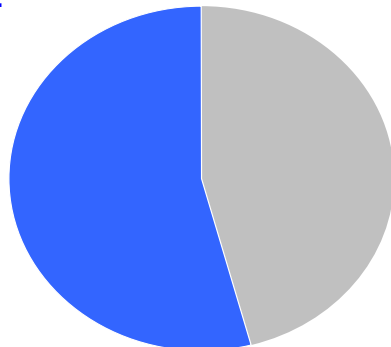


2023 Juvenile Delinquency - Informal Dispositions

Pending Consent Decrees	9
Pending Informal Adjustments	0
New Consent Decrees	13
New Informal Adjustments	0
Warrant Returned	0
Other	2
Cases Informally Disposed	24
Warrant Issued	0
Terminated by:	
Consent Decree Completed	7
Informal Adjustment Completed	0
Consent Decree Revoked	0
Informal Adjustment Program Revoked	0
Other	1
Total Informally Disposed Cases Terminated	8
End Pending	16

(R) - Revised
 Data provided by CPCMS

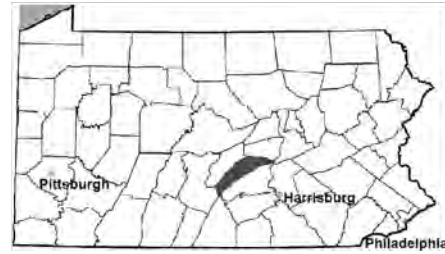
Informal Dispositions: **54%**



Delinquency Cases are disposed either formally, at a proceeding held before a judge or hearing officer, or informally without a proceeding. Informal dispositions include informal adjustments supervised by a juvenile probation officer; consent decrees agreed upon with the District Attorney after a petition is filed; or other pre-petition process by the juvenile probation department.

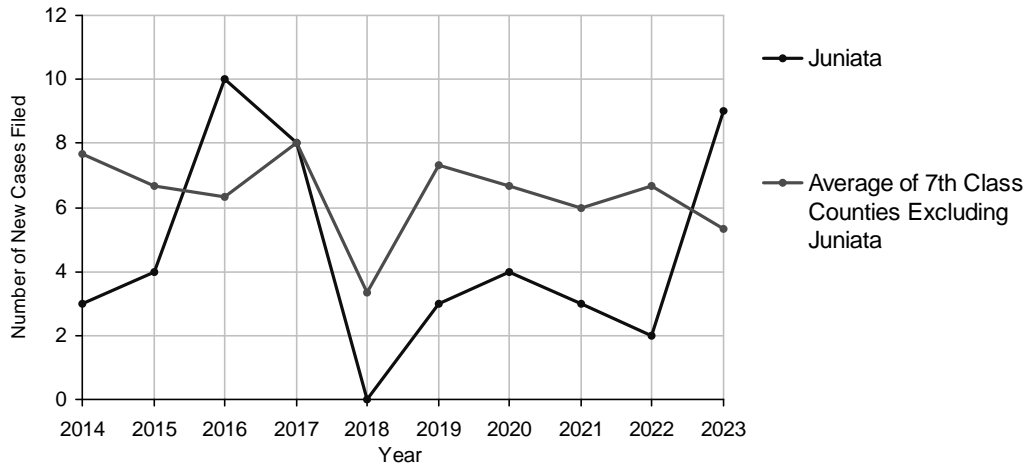
Juniata County

2023 Population estimate: 23,243
 Class of County: 7th
 No. of Common Pleas Court Judgeships: 2
 (Juniata and Perry Combined)



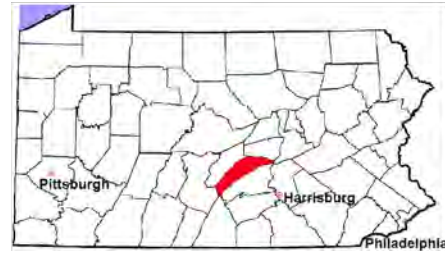
2023 Accounts	No. of Cases
Cases Pending 1/1/2023	0
New Cases Filed in 2023	9
Cases Available for Processing	9
Processed By:	
Contested before a Judge	0
Contested before a Non-Judicial Officer	0
Uncontested	9 100.0%
Other	0
Cases Processed	9 100.0%
Cases Pending 12/31/2023	0

Accounts New Cases Filed, 2014-2023



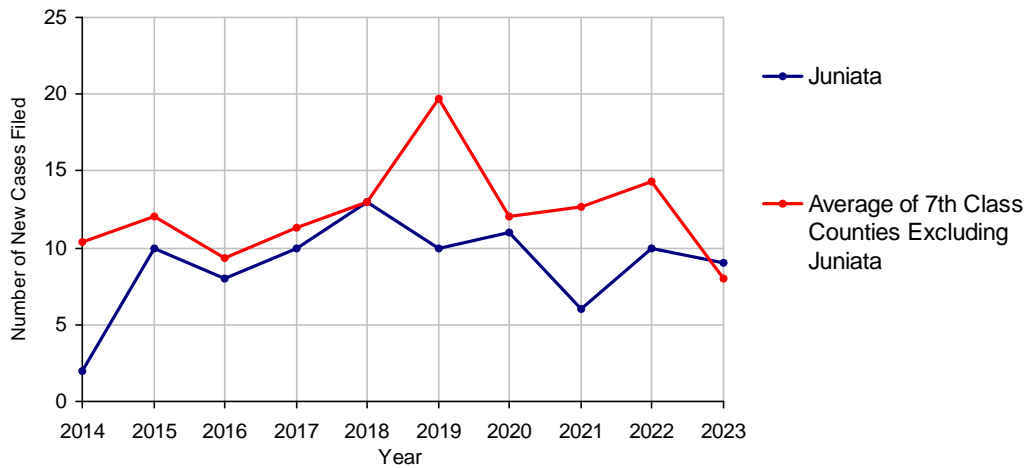
Juniata County

2023 Population estimate: 23,243
 Class of County: 7th
 No. of Common Pleas Court Judgeships: 2
 (Juniata and Perry Combined)



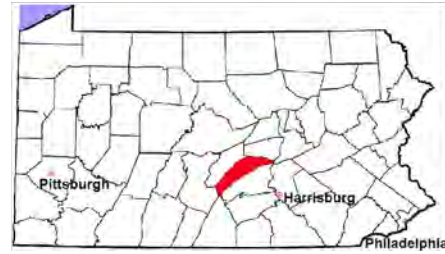
2023 Adoptions		No. of Cases	
Cases Pending 1/1/2023		0	
New Cases Filed in 2023		9	
Cases Available for Processing		9	
Processed By:			
Contested before a Judge	Granted	0	
	Denied	0	
Uncontested	Granted	8	100.0%
	Denied	0	
Other		0	
Cases Processed		8	100.0%
Cases Pending 12/31/2023		1	

Adoptions New Cases Filed, 2014-2023



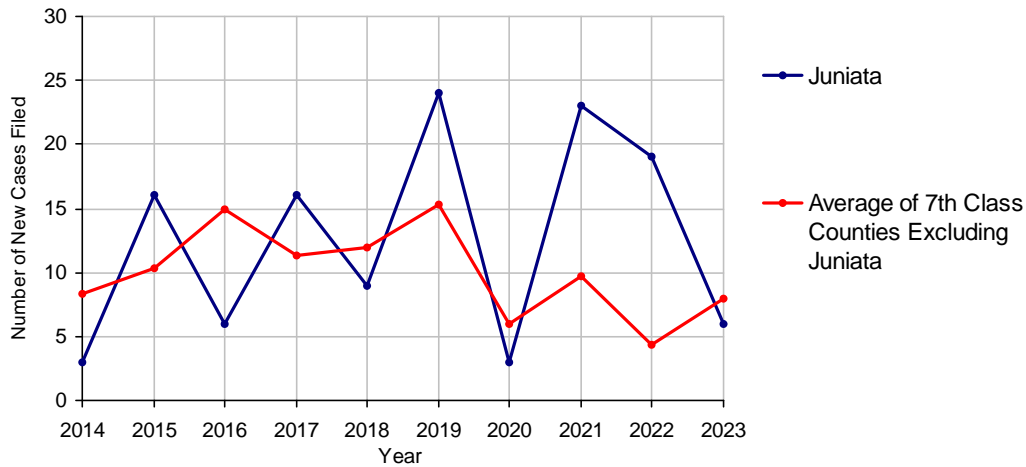
Juniata County

2023 Population estimate: 23,243
 Class of County: 7th
 No. of Common Pleas Court Judgeships: 2
 (Juniata and Perry Combined)



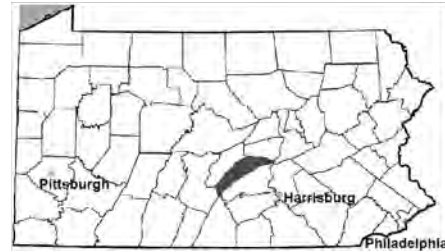
2023 Relinquishments/Terminations	No. of Cases
Cases Pending 1/1/2023	1
New Cases Filed in 2023	6
Cases Available for Processing	7
Processed By:	
Contested before a Judge	0
Uncontested	6 100.0%
Other	0
Cases Processed	6 100.0%
Cases Pending 12/31/2023	1

Relinquishments/Terminations New Cases Filed, 2014-2023



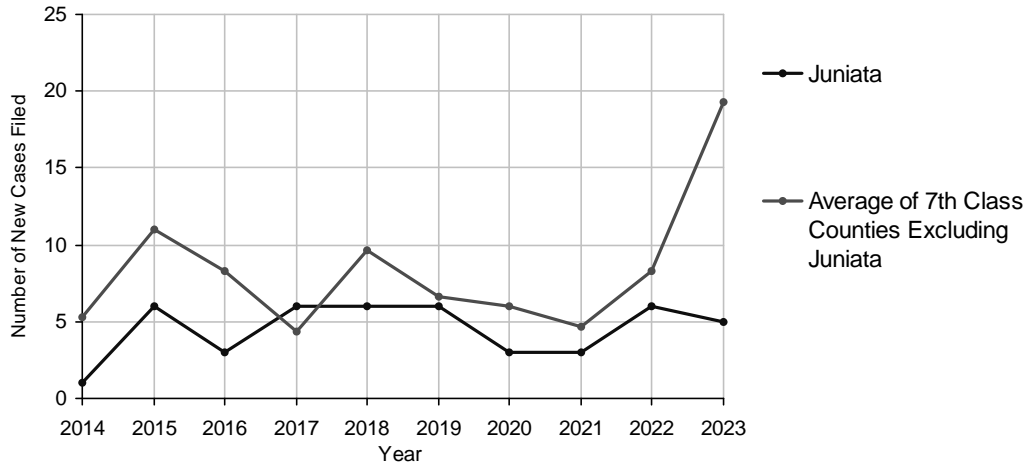
Juniata County

2023 Population estimate: 23,243
 Class of County: 7th
 No. of Common Pleas Court Judgeships: 2
 (Juniata and Perry Combined)



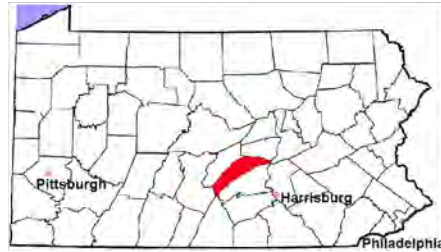
2023 Appointment of Guardians	No. of Cases
Cases Pending 1/1/2023	1
New Cases Filed in 2023	5
Cases Available for Processing	6
Processed By:	
Contested before a Judge	0
Uncontested	5 100.0%
Other	0
Cases Processed	5 100.0%
Cases Pending 12/31/2023	1

Appointment of Guardians New Cases Filed, 2014-2023



Juniata County

2023 Population estimate: 23,243
 Class of County: 7th
 No. of Common Pleas Court Judgeships: 2
 (Juniata and Perry Combined)



2023 Jury Yield and Utilization

Jury Yield

Qualification Questionnaires/Summonses Mailed:	1,400	A		
Returned Undeliverable:	0	B		Of Qualification Questionnaires/ Summonses Mailed
Not Responded to:	0	C		
the Number of Prospective Jurors:				
Disqualified:	0	D		
Exempted:	0	E		
Excused:	579	F	41.4%	
Deferred to New Term:	0	G		
Deferred from Previous Term:	0	H		
Total Number of Qualified Jurors Available for Service:	821	I	58.6%	

$I = A - B - C - D - E - F - G + H$

Jury Utilization

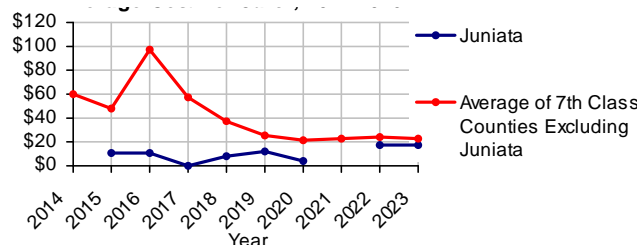
the Number of Jurors:			
Reporting for Service:	346	42.1%	Of Jurors Qualified and Available
Told Not to Report for Service:	364	44.3%	
Sent to Courtroom for Jury Selection (Voir Dire):	86	24.9%	Of Jurors Reporting for Service
Impaneled or Sworn (jurors/alternates):	43	12.4%	
Removed for Cause/Hardship:	0		
Removed by Peremptory Challenge:	0		
Number of Jury Trials Started:	3		
Pool Days:	4		
Zero Panel Days	1	25.0%	(Of Pool Days)

Jury Costs

Total Annual Budget for Juror Operations:	\$23,616.00	J
Average Cost Per Juror:	\$16.87	K

$K = J/A$

Average Cost Per Juror, 2014-2023



DEPARTMENT OF RESEARCH & STATISTICS

KIM NIEVES, PH.D.

DIRECTOR

ANDREW GINDER, MPA

ASSISTANT DIRECTOR

YAN LIU, M.S.

SENIOR STATISTICAL ANALYST

SASANKA ADIKARI, PH.D

DATA SCIENTIST

AMANDA PEREIRA

RESEARCH ASSISTANT