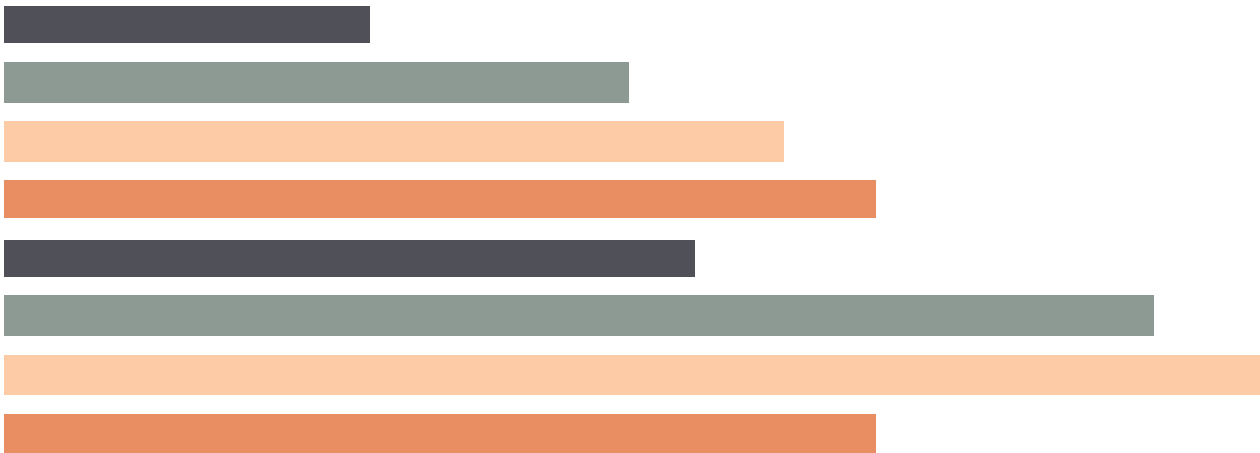
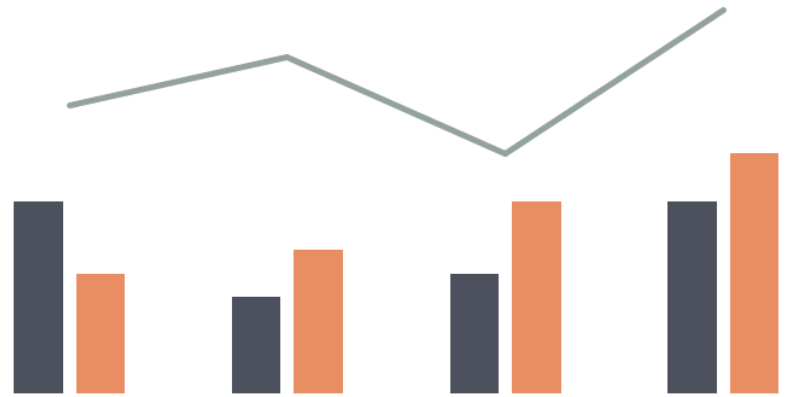


2023 Huntingdon County


Court of Common Pleas
Caseload Statistics for



We are pleased to provide you with a copy of the 2023 County Caseload Display pages. They can also be viewed on the AOPC webpage at www.pacourts.us in the *News & Statistics* section under *Research & Statistics*.

Should you have any questions or comments, please do not hesitate to contact me at 717.231.3300.

Sincerely,

A handwritten signature in black ink, appearing to read "Sasanka", written over a horizontal line.

Sasanka Adikari, Ph.D.
Data Scientist
Department of Research and Statistics

Table of Contents

CPCMS Criminal	Page 1
CPCMS Criminal - New Cases by Case Type.....	Page 2
Civil.....	Page 3
Civil - Docketed Cases Listed by Case Type.....	Page 4
Protection From Abuse	Page 5
Spousal & Child Support and Paternity	Page 6
Custody/Partial Custody/Visitation.....	Page 7
Divorce	Page 8
Juvenile Dependency - Active Dependent Inventory	Page 9
Juvenile Dependency - Adjudicated Dependent Inventory	Page 10
Juvenile Delinquency - Cases Pending Disposition.....	Page 11
Juvenile Delinquency - New Cases by Case Type	Page 12
Juvenile Delinquency - Formal Dispositions	Page 13
Juvenile Delinquency - Informal Dispositions	Page 14
Accounts.....	Page 15
Adoptions.....	Page 16
Relinquishments/Terminations	Page 17
Appointment of Guardians	Page 18
Jury Yield and Utilization	Page 19

Huntingdon County

2023 Population estimate: 43,514

Class of County: 6th

No. of Common Pleas Court Judgeships: 2



2023 Criminal	No. of Cases
---------------	--------------

Cases Pending 1/1/2023	269
New Cases Filed in 2023	490
Reopened Cases	32
Cases Available for Processing	791

Processed by:

Withdrawn/Dismissed	23	4.2%
Diversionsary Disposition*	79	14.3%
Guilty Plea	415	74.9%
Non-Jury Trial	4	0.7%
Jury Trial	9	1.6%
Inactive	20	3.6%
Other	4	0.7%
Total Cases Processed	554	100.0%

Cases Pending 12/31/2023 **237**

Cases Awaiting Sentencing 19

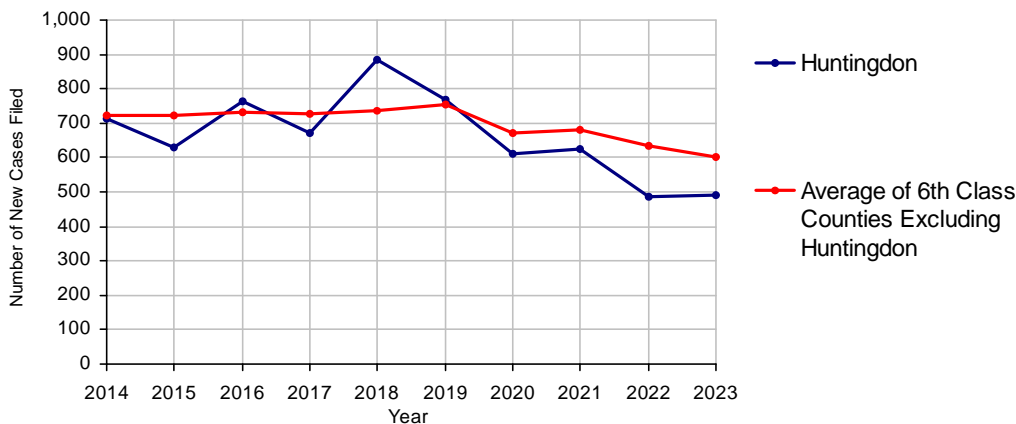
Data provided by CPCMS

* Includes other diversionary programs such as Veterans Court.

Age of Pending Cases as of 12/31/2023

0-60 Days	86	36.3%
61-120 Days	24	10.1%
121-180 Days	33	13.9%
181-240 Days	21	8.9%
241-300 Days	18	7.6%
301-360 Days	14	5.9%
Over 360 Days	41	17.3%
Total	237	100.0%

Criminal New Cases, 2014-2023



Huntingdon County

2023 Population: 43,514
 Class of County: 6th
 No. of Common Pleas Judgeships: 2

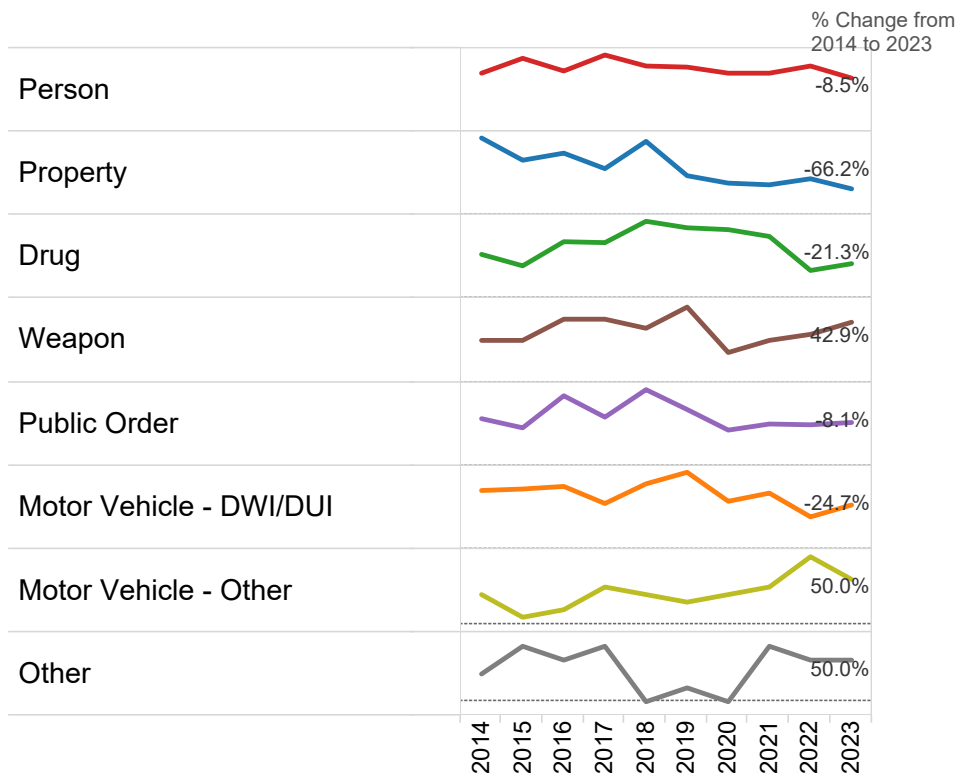


2023 Criminal - New Cases by Offense Type

Case Type	Felony	Misdemeanor	Summary	Total	
Person	37	60	0	97	19.8%
Property	45	31	1	77	15.7%
Drug	42	69	0	111	22.7%
Weapon	17	3	0	20	4.1%
Public Order	16	40	1	57	11.6%
Motor Vehicle - DWI/DUI	2	117	0	119	24.3%
Motor Vehicle - Other	0	5	1	6	1.2%
Other	3	0	0	3	0.6%
Total	162	325	3	490	100.0%
	33.1%	66.3%	0.6%	100.0%	

Data provided by CPCMS

Criminal New Cases by Offense Type, 2014-2023

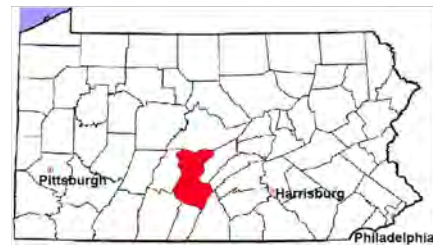


Huntingdon County

2023 Population estimate: 43,514

Class of County: 6th

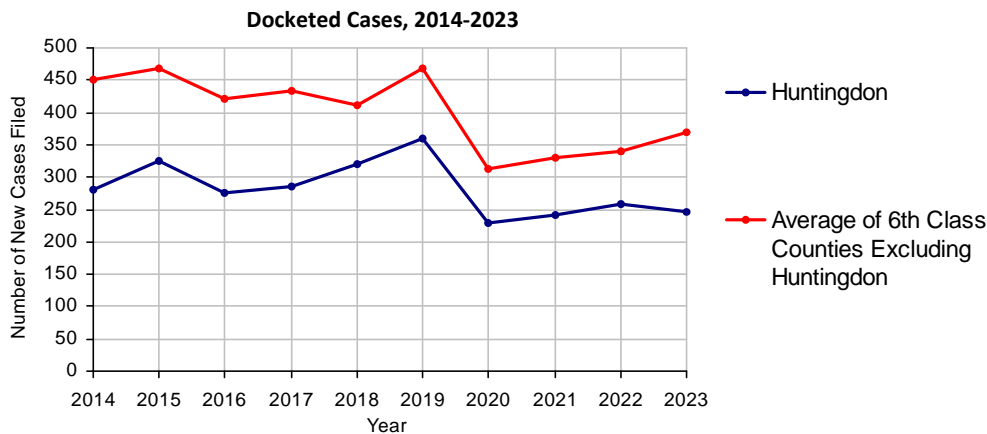
No. of Common Pleas Court Judgeships: 2



2023 Civil	Civil Action	Other	Total
Cases Pending 1/1/2023	272	294	566 (R)
Docketed Cases	117	129	246
Arbitration Appeals	0	0	0
Transferred In	0	0	0
Returned to Active	0	0	0
Cases Available for Processing	389	423	812
Processed By:			
Default Judgments	55	36	91
Cases Decided by Arbitration Board	0	0	0
Dispositive Motions	0	0	0
Settlements	0	0	0
Moved to Inactive Status	0	0	0
Transferred/Withdrawn	0	0	0
Dismissed/Discontinued	54	35	89
Administrative Purge	0	0	0
Other	6	3	9
Jury Trial	0	0	0
Non-Jury Trial	0	0	0
Total Cases Processed	115	74	189
Cases Pending 12/31/2023	274	349	623

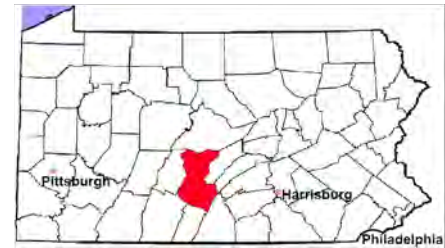
Age of Pending Cases as of 12/31/2023 (Civil Action Only)		
0-6 months	54	19.7%
7-12 months	19	6.9%
13-18 months	31	11.3%
19-24 months	19	6.9%
25-30 months	23	8.4%
31-36 months	23	8.4%
37-42 months	14	5.1%
43-48 months	14	5.1%
49-54 months	19	6.9%
55-60 months	16	5.8%
61-66 months	13	4.7%
67-72 months	7	2.6%
Over 72 months	22	8.0%
Total	274	100.0%

(R) - Revised



Huntingdon County

2023 Population estimate: 43,514
 Class of County: 6th
 No. of Common Pleas Court Judgeships: 2



2023 Civil - Docketed Cases Listed by Case Type

TORT	13	5.3%	REAL PROPERTY	82	33.3%
<i>(does not include mass tort)</i>			Ejectment*	11	
Intentional	1		Eminent Domain/Condemnation*	1	
Malicious Prosecution	0		Ground Rent	0	
Motor Vehicle	2		Landlord/Tenant Dispute	4	
Nuisance	0		Mortgage Foreclosure:		
Premise Liability	2		Residential*	58	
Product Liability	0		Commercial*	0	
Slander/Libel/Defamation	0		Partition of Real Property*	2	
Other	8		Quiet Title*	1	
MASS TORT	0		Other*	5	
Asbestos	0		CIVIL APPEALS	31	12.6%
Tobacco	0		<i>- Administrative Agencies</i>		
Toxic Tort - DES	0		Board of Assessment*	2	
Toxic Tort - Implant	0		Board of Elections*	0	
Toxic Waste	0		Dept. of Transportation*	17	
Other	0		Zoning Board*	0	
PROFESSIONAL LIABILITY	3	1.2%	Statutory Appeal - Other*	1	
Dental	0		Other*	11	
Legal	0		MISCELLANEOUS	20	8.1%
Medical Malpractice	3		Common Law/		
Other	0		Statutory Arbitration*	0	
CONTRACT	97	39.4%	Declaratory Judgment*	4	
<i>(does not include judgments)</i>			Mandamus*	0	
Buyer Plaintiff	0		Non-Domestic Relations		
Debt Collection: Credit Card	60		Restraining Order*	0	
Debt Collection: Other	35		Quo Warranto*	1	
Employment Dispute: Discrimination	0		Replevin*	9	
Employment Dispute: Other	0		Other*	6	
Other	2		TOTAL DOCKETED CASES:	246	100.0%

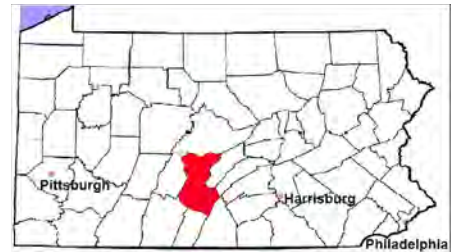
Of the Docketed Cases:

Pro Se Filings: 1 0.4% Class Action Suits: 5 2.0% MDJ Appeals: 19 7.7%

*Civil Other

Huntingdon County

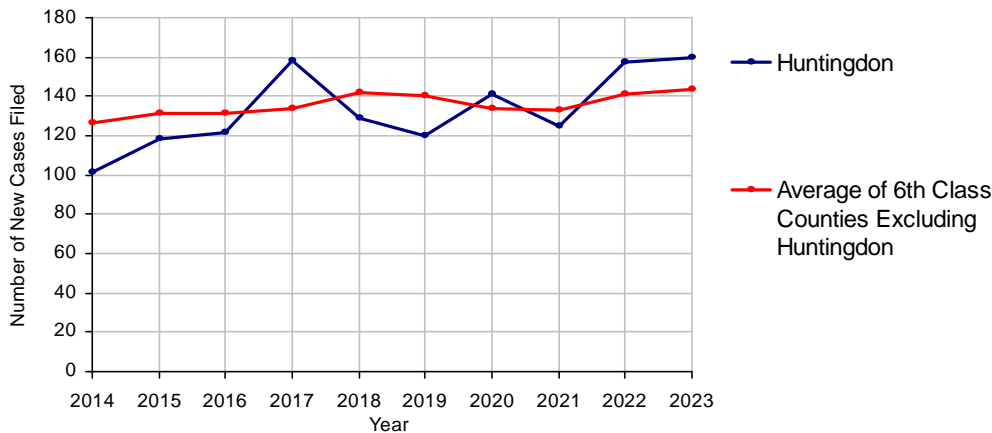
2023 Population estimate: 43,514
 Class of County: 6th
 No. of Common Pleas Court Judgeships: 2



2023 Protection From Abuse

	No. of Petitions
Cases Pending 1/1/2023	37
New Cases Filed in 2023	160
<i>Of these, Petitions Requesting Temporary Orders: 160 (100.0%)</i>	
<i>Temporary Orders DENIED: 26 (16.3%), Temporary Orders GRANTED: 134 (83.8%)</i>	
Cases Available for Processing	197
Processed By:	
Temporary Order DENIED After Ex Parte Hearing and No Evidentiary Hearing Scheduled	0
Temporary Order DISMISSED After Evidentiary Hearing and No Final Order Entered	38 29.5%
Final Order DENIED After Evidentiary Hearing Before a Judge or a Judicial Officer	8 6.2%
Final Order GRANTED After Evidentiary Hearing Before a Judge or a Judicial Officer	32 24.8%
Plaintiff Did Not Appear For Evidentiary Hearing	16 12.4%
Final Order by STIPULATION OR AGREEMENT Between the Parties	34 26.4%
Petition WITHDRAWN by Plaintiff	1 0.8%
TRANSFERRED to Another Jurisdiction	0
Other	0
Cases Processed	129 100.0%
Cases Pending 12/31/2023	68

PFA New Cases Filed, 2014-2023



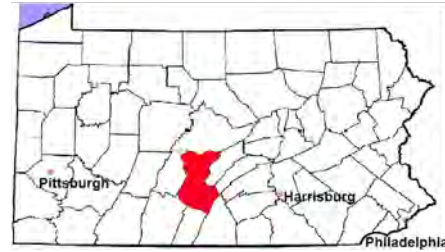
Note. The average of 6th class counties for 2023 excludes Tioga County due to unavailable data.

Huntingdon County

2023 Population estimate: 43,514

Class of County: 6th

No. of Common Pleas Court Judgeships: 2



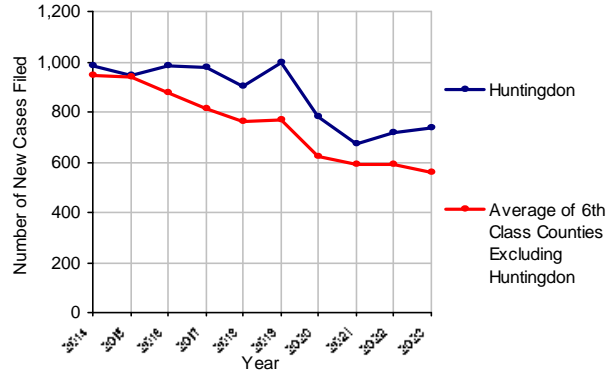
2023 Spousal & Child Support	No. of Petitions
Cases Pending 1/1/2023	144
New Cases Filed in 2023	736
Dockets Transferred In (+)	134
Dockets Transferred Out (-)	8
Cases Available for Processing	1,006
Processed By:	
Judge	30 3.4%
Intake Officer	840 96.6%
Hearing Officer	0
Other	0
Cases Processed	870 100.0%
Cases Pending 12/31/2023	136

Data provided by PACSES

2023 Paternity	No. of Cases
Acknowledgements Filed:	
Non-Domestic Relations Section	29 80.6%
During Conference	4 11.1%
Non-Stipulated (post genetic test)	0
Pre-Trial Conference	3 8.3%
Total	36 100.0%
Established:	
Stipulated by Genetic Tests	18 100.0%
Default - Father Failed to Appear	0
Adjudication by Court Proceeding	0
Out of State	0
Total	18 100.0%
Cases Pending 12/31/2023	17

Data provided by PACSES

Spousal & Child Support New Cases, 2014-2023



DEFINITIONS:

ACKNOWLEDGEMENTS FILED:

NON-DOMESTIC RELATIONS SECTION: The voluntary Acknowledgement of Paternity by the alleged father.
DURING CONFERENCE: The alleged father signed the Acknowledgement of Paternity-Waiver of Trial (PE-010) at the initial child support conference.
NON-STIPULATED (POST GENETIC TEST): The alleged father signed the Acknowledgement of Paternity-Waiver of Trial after genetic tests were conducted and resulted in the alleged father being determined to be the biological father.
PRE-TRIAL CONFERENCE: The alleged father signed the Acknowledgement of Paternity-Waiver of Trial at the pre-trial conference.

ESTABLISHED:

STIPULATED BY GENETIC TESTS: The alleged father requested genetic tests and signed a stipulation that if the test results had a 99% or higher probability of paternity then the alleged father would be stipulated as the biological father of the child.
DEFAULT - FATHER FAILED TO APPEAR: The alleged father failed to appear after being served for either a support conference, hearing, or genetic test and a default paternity order was entered by the court.
ADJUDICATION BY COURT PROCEEDING: The alleged father was determined to be the biological father of the child through a court proceeding.
OUT OF STATE: Paternity was established in another state, "Out of state only".

Huntingdon County

2023 Population Estimate: 43,514

Class of County: 6th

No. of Common Pleas Court Judgeships: 2



2023 Custody/Partial Custody/Visitation

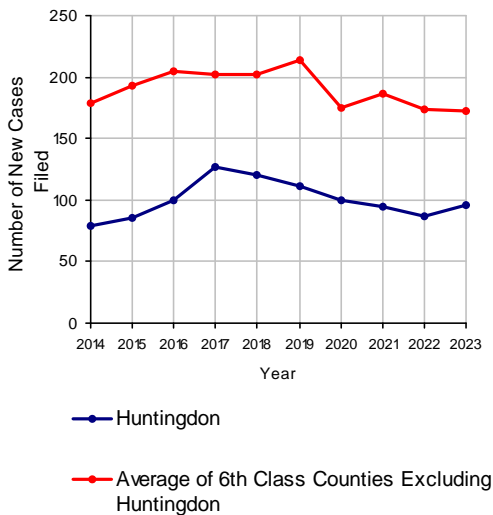
No. of Petitions

Cases Pending 1/1/2023	223	
New Cases Filed in 2023	96	
Cases Available for Processing	319	
Processed By:		
Judge	0	
Non-Judicial Officer	0	
Administrative Review/Purge	0	
Other	1	100.0%
Cases Processed	1	100.0%

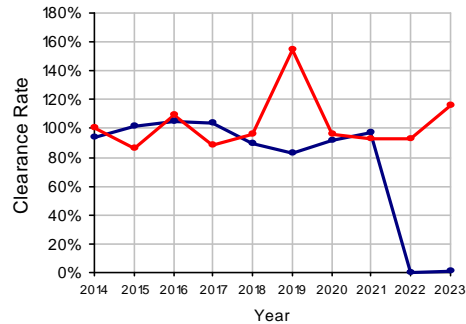
Cases Pending 12/31/2023

318

Custody/Partial Custody/Visitation New Cases Filed, 2014-2023

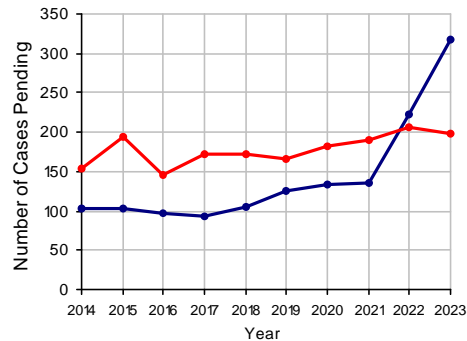


Clearance Rate, 2014-2023



Note: Clearance Rate = Cases Processed / New Cases Filed

Cases Pending at the End of Year, 2014-2023



Huntingdon County

2023 Population estimate: 43,514

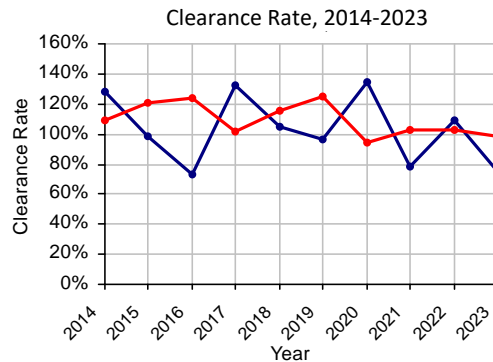
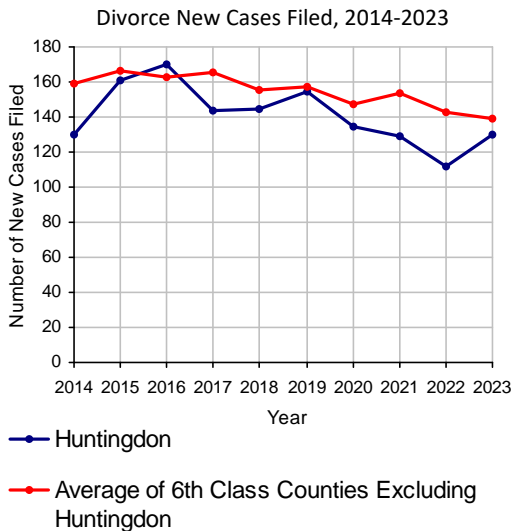
Class of County: 6th

No. of Common Pleas Court Judgeships: 2

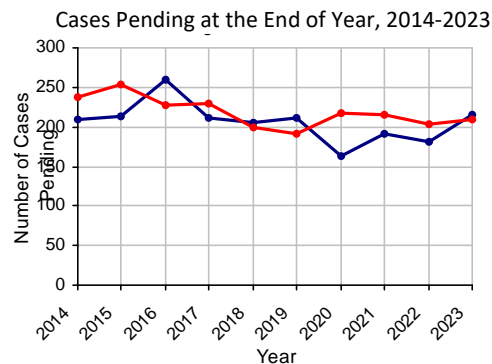


2023 Divorce	No. of Petitions	
Cases Pending 1/1/2023	183 ^(R)	
New Cases Filed in 2023	130	
Cases Available for Processing	313	
Processed By:		
Contested Before a Judge	16	16.3%
Contested Before a Non-Judicial Officer	0	
Uncontested	82	83.7%
Administrative Review/Purge	0	
Other	0	
Cases Processed	98	100.0%
Cases Pending 12/31/2023	215	

(R) - Revised



Note: Clearance Rate = Cases Processed / New Cases Filed

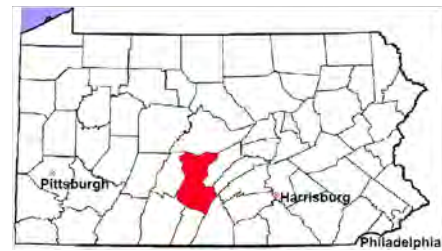


Huntingdon County

2023 Population estimate: 43,514

Class of County: 6th

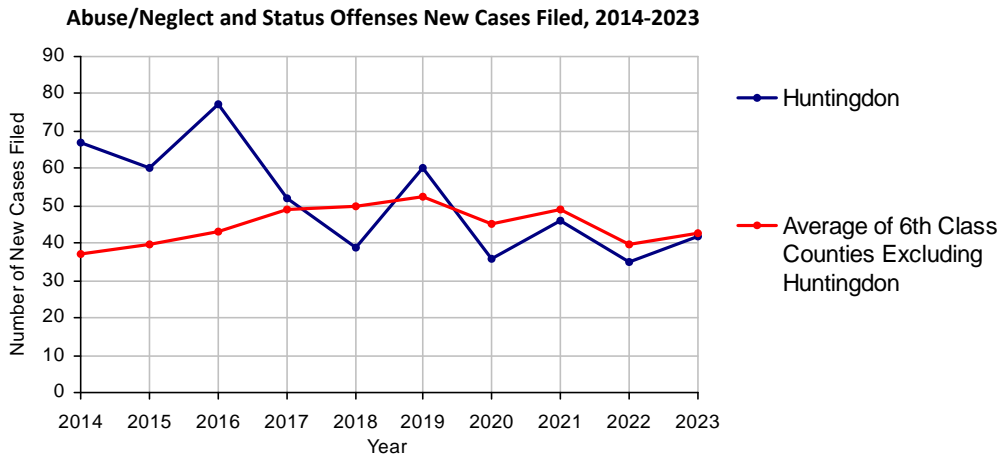
No. of Common Pleas Court Judgeships: 2



2023 Juvenile Dependency - Petitions Pending Adjudication

	Abuse/ Neglect	Status Offenses	Total
Cases Pending 1/1/2023	6	0	6
New Petitions Filed in 2023	37	5	42
Other	12	0	12
Total Petitions Available for Processing	55	5	60
Processed by:			
Adjudicated Dependent			
Judge	43	3	46
Juvenile Court Hearing Officer	0	0	0
Adjudicated NOT Dependent			
Judge	0	0	0
Juvenile Court Hearing Officer	0	0	0
Withdrawn/Dismissed/Inactive	9	1	10
Other	0	0	0
Total Petitions Processed	52	4	56
Cases Pending 12/31/2023	3	1	4

Data provided by CPCMS



Huntingdon County

2023 Population estimate: 43,514

Class of County: 6th

No. of Common Pleas Court Judgeships: 2



2023 Juvenile Dependency - Adjudicated Dependent Inventory

	Abuse/ Neglect	Status Offenses	Total
Cases Pending 1/1/2023	56	3	59
New Adjudicated Dependent Cases	43	3	46
Other	1	0	1
Total Adjudicated Dependent Cases	100	6	106

Court Supervision Terminated:

Family Reunification	19	32.2%	2	50.0%	21	33.3%
Adoption	19	32.2%	1	25.0%	20	31.7%
Placement with a Relative/Guardian	16	27.1%	0		16	25.4%
Aged Out	3	5.1%	1	25.0%	4	6.3%
Other Permanency Outcomes*	1	1.7%	0		1	1.6%
Other**	1	1.7%	0		1	1.6%
Total Adjudicated Dependent Cases Terminated	59	100.0%	4	100.0%	63	100.0%
Cases Pending 12/31/2023	41		2		43	

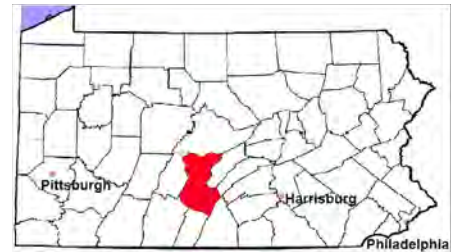
Data provided by CPCMS

* Other Permanency Outcomes include: adjudicated delinquent, death due to natural causes, emancipation, permanent living arrangement, and parent has come forward.

** Other includes cases where court supervision is terminated due to transfer out of jurisdiction, withdrawal and administrative closure.

Huntingdon County

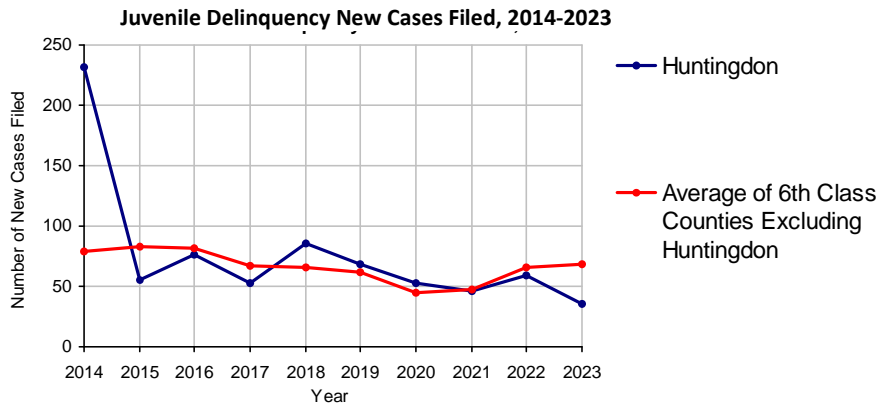
2023 Population estimate: 43,514
 Class of County: 6th
 No. of Common Pleas Court Judgeships: 2



2023 Juvenile Delinquency - Cases Pending Disposition

Begin Pending	16
New Cases	35
Consent Decree Revoked	0
Informal Adjustment Program Revoked	0
Alternative Program Revoked	0
Warrant Returned	0
Other	5
Total Cases Available for Disposition	56
Warrant Issued	0
Disposed by:	
Adjudicated Delinquent by a Judge	20
Adjudicated Delinquent by a Juvenile Court Hearing Officer	0
Consent Decree Entered	6
Informal Adjustment Program Entered	0
Warned and Counseled (Pre-Petition)	0
Dismissed/Withdrawn/Transferred	10
Transferred to Criminal Court	0
Other	4
Total Cases Disposed	40
End Pending	16

Data provided by CPCMS



Huntingdon County

2023 Population: 43,514
 Class of County: 6th
 No. of Common Pleas Judgeships: 2

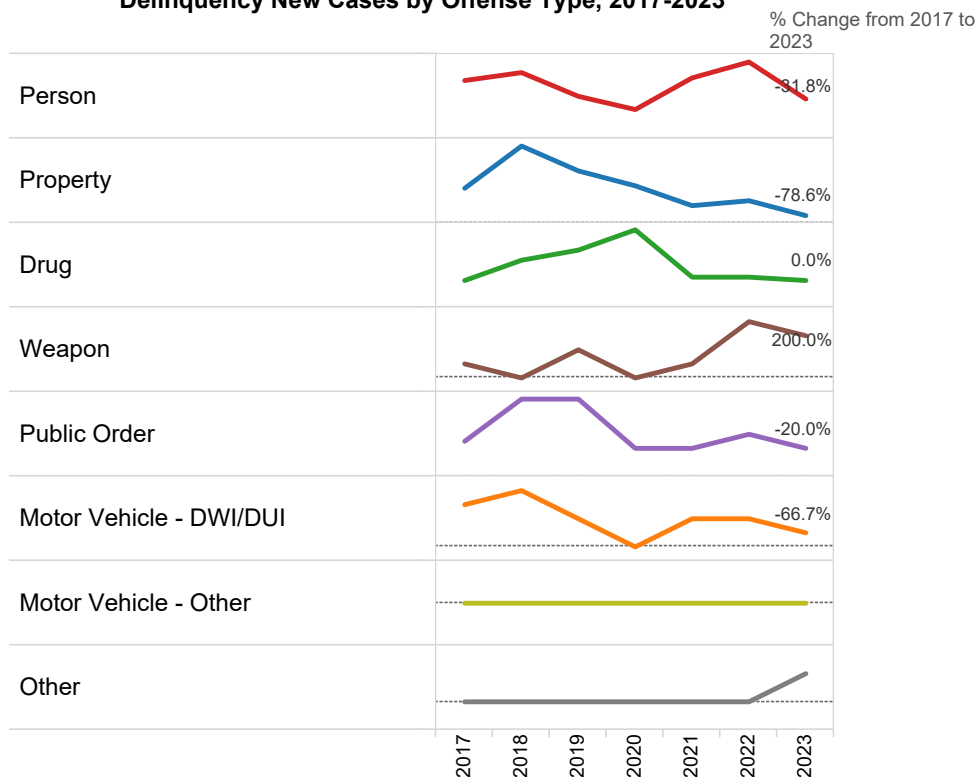


2023 Delinquency - New Cases by Offense Type

Case Type	Felony	Misdemeanor	Summary	Total	
Person	7	8	0	15	42.9%
Property	1	2	0	3	8.6%
Drug	0	8	0	8	22.9%
Weapon	0	3	0	3	8.6%
Public Order	0	4	0	4	11.4%
Motor Vehicle - DWI/DUI	0	1	0	1	2.9%
Motor Vehicle - Other	0	0	0	0	0.0%
Other	0	0	1	1	2.9%
Total	8	26	1	35	100.0%
	22.9%	74.3%	2.9%	100.0%	

Data provided by CPCMS

Delinquency New Cases by Offense Type, 2017-2023



Huntingdon County

2023 Population estimate: 43,514

Class of County: 6th

No. of Common Pleas Court Judgeships: 2



2023 Juvenile Delinquency - Formal Dispositions

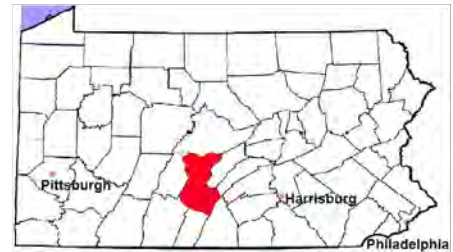
Begin Pending	80
Adjudicated Delinquent by a Judge	20
Adjudicated Delinquent by a Juvenile Court Hearing Officer	0
Warrant Returned	0
Other	1
Total Adjudicated Delinquent Cases	101
Warrant Issued	1
Court Supervision Terminated:	
Conditions Satisfied	12
Compelling Reasons	1
Reached Age 21	5
Transferred to Another Juvenile Court	0
Other	0
Total Adjudicated Delinquent Cases Terminated	18
End Pending	82

(R) - Revised

Data provided by CPCMS

Huntingdon County

2023 Population estimate: 43,514
 Class of County: 6th
 No. of Common Pleas Court Judgeships: 2

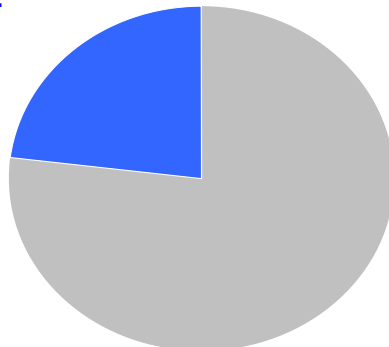


2023 Juvenile Delinquency - Informal Dispositions

Pending Consent Decrees	21
Pending Informal Adjustments	0
New Consent Decrees	6
New Informal Adjustments	0
Warrant Returned	0
Other	0
Cases Informally Disposed	27
Warrant Issued	0
Terminated by:	
Consent Decree Completed	9
Informal Adjustment Completed	0
Consent Decree Revoked	0
Informal Adjustment Program Revoked	0
Other	0
Total Informally Disposed Cases Terminated	9
End Pending	18

(R) - Revised
 Data provided by CPCMS

Informal Dispositions: **23%**



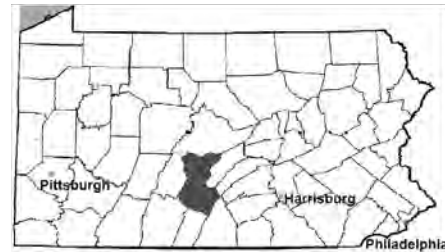
Delinquency Cases are disposed either formally, at a proceeding held before a judge or hearing officer, or informally without a proceeding. Informal dispositions include informal adjustments supervised by a juvenile probation officer; consent decrees agreed upon with the District Attorney after a petition is filed; or other pre-petition process by the juvenile probation department.

Huntingdon County

2023 Population estimate: 43,514

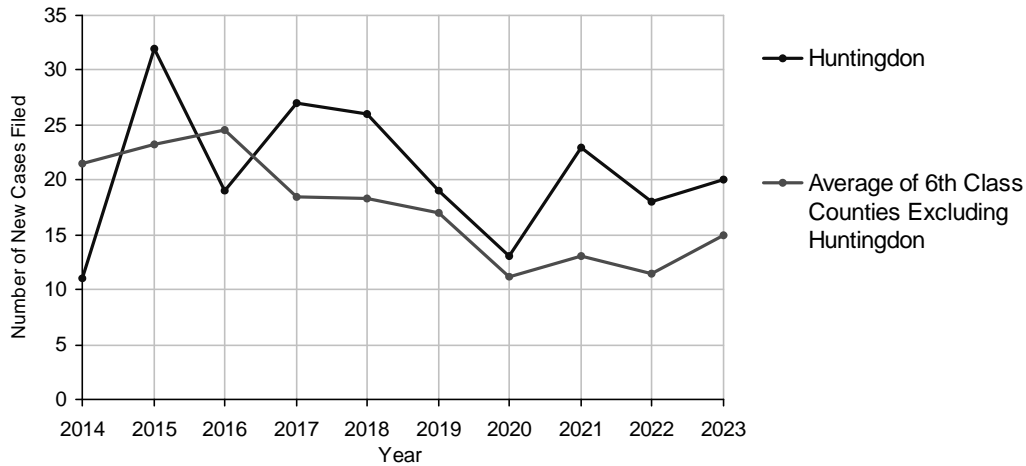
Class of County: 6th

No. of Common Pleas Court Judgeships: 2



2023 Accounts	No. of Cases	
Cases Pending 1/1/2023	3	
New Cases Filed in 2023	20	
Cases Available for Processing	23	
Processed By:		
Contested before a Judge	0	
Contested before a Non-Judicial Officer	0	
Uncontested	20	100.0%
Other	0	
Cases Processed	20	100.0%
Cases Pending 12/31/2023	3	

Accounts New Cases Filed, 2014-2023

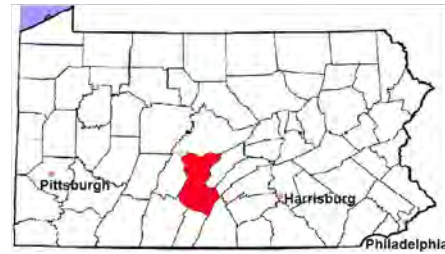


Huntingdon County

2023 Population estimate: 43,514

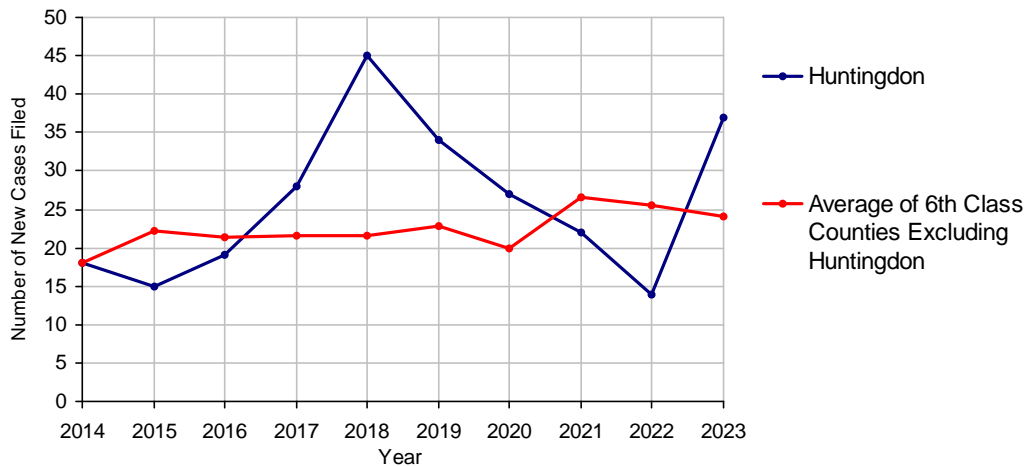
Class of County: 6th

No. of Common Pleas Court Judgeships: 2



2023 Adoptions		No. of Cases	
Cases Pending 1/1/2023		2	
New Cases Filed in 2023		37	
Cases Available for Processing		39	
Processed By:			
Contested before a Judge	Granted	0	
	Denied	0	
Uncontested	Granted	28	96.6%
	Denied	0	
Other		1	3.4%
Cases Processed		29	100.0%
Cases Pending 12/31/2023		10	

Adoptions New Cases Filed, 2014-2023

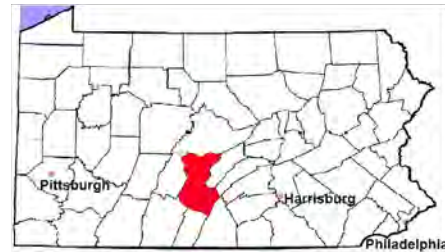


Huntingdon County

2023 Population estimate: 43,514

Class of County: 6th

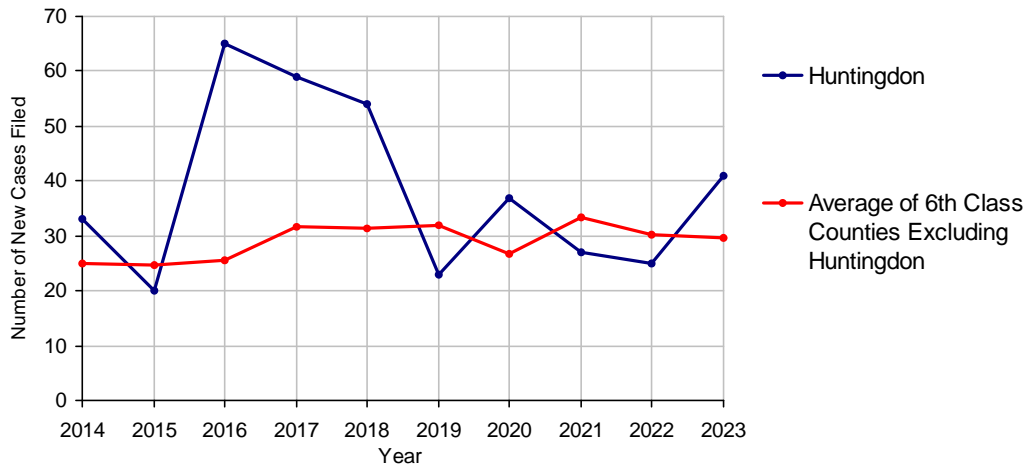
No. of Common Pleas Court Judgeships: 2



2023 Relinquishments/Terminations

	No. of Cases	
Cases Pending 1/1/2023	14	
New Cases Filed in 2023	41	
Cases Available for Processing	55	
Processed By:		
Contested before a Judge	0	
Uncontested	49	96.1%
Other	2	3.9%
Cases Processed	51	100.0%
Cases Pending 12/31/2023	4	

Relinquishments/Terminations New Cases Filed, 2014-2023

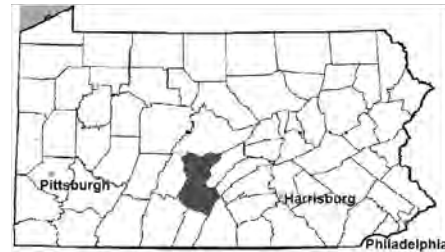


Huntingdon County

2023 Population estimate: 43,514

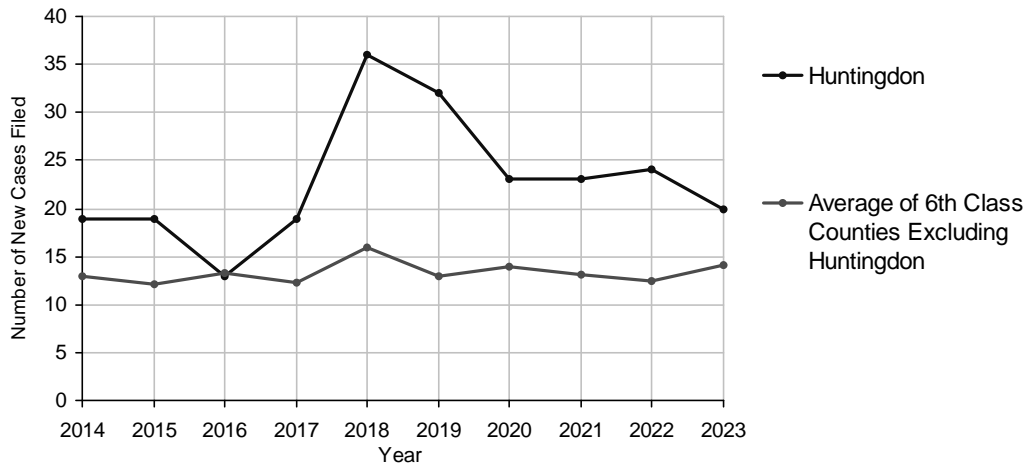
Class of County: 6th

No. of Common Pleas Court Judgeships: 2



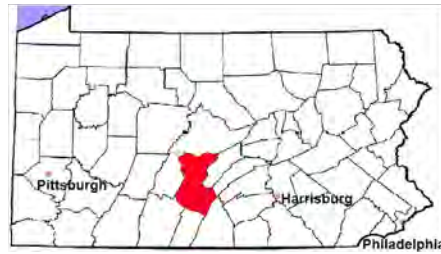
2023 Appointment of Guardians	No. of Cases	
Cases Pending 1/1/2023	3	
New Cases Filed in 2023	20	
Cases Available for Processing	23	
Processed By:		
Contested before a Judge	0	
Uncontested	16	88.9%
Other	2	11.1%
Cases Processed	18	100.0%
Cases Pending 12/31/2023	5	

Appointment of Guardians New Cases Filed, 2014-2023



Huntingdon County

2023 Population estimate: 43,514
 Class of County: 6th
 No. of Common Pleas Court Judgeships: 2



2023 Jury Yield and Utilization

Jury Yield

Qualification Questionnaires/Summonses Mailed:	2,333	A		
Returned Undeliverable:	192	B	8.2%	Of Qualification Questionnaires/Summonses Mailed
Not Responded to:	242	C	10.4%	
the Number of Prospective Jurors:				
Disqualified:	408	D	17.5%	
Exempted:	43	E	1.8%	
Excused:	615	F	26.4%	
Deferred to New Term:	70	G	3.0%	
Deferred from Previous Term:	38	H	1.6%	
Total Number of Qualified Jurors Available for Service:	801	I	34.3%	

$I = A - B - C - D - E - F - G + H$

Jury Utilization

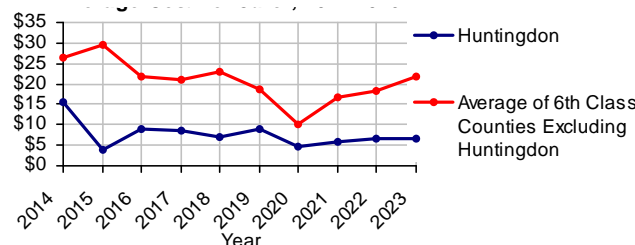
the Number of Jurors:			
Reporting for Service:	701	87.5%	Of Jurors Qualified and Available
Told Not to Report for Service:	297	37.1%	
Sent to Courtroom for Jury Selection (Voir Dire):	848	121.0%	Of Jurors Reporting for Service
Impaneled or Sworn (jurors/alternates):	238	34.0%	
Removed for Cause/Hardship:	165		
Removed by Peremptory Challenge:	445		
Number of Jury Trials Started:	14		
Pool Days:	8		
Zero Panel Days:	1	12.5%	(Of Pool Days)

Jury Costs

Total Annual Budget for Juror Operations:	\$15,446.00	J
Average Cost Per Juror:	\$6.62	K

$K = J/A$

Average Cost Per Juror, 2014-2023



DEPARTMENT OF RESEARCH & STATISTICS

KIM NIEVES, PH.D.

DIRECTOR

ANDREW GINDER, MPA

ASSISTANT DIRECTOR

YAN LIU, M.S.

SENIOR STATISTICAL ANALYST

SASANKA ADIKARI, PH.D

DATA SCIENTIST

AMANDA PEREIRA

RESEARCH ASSISTANT