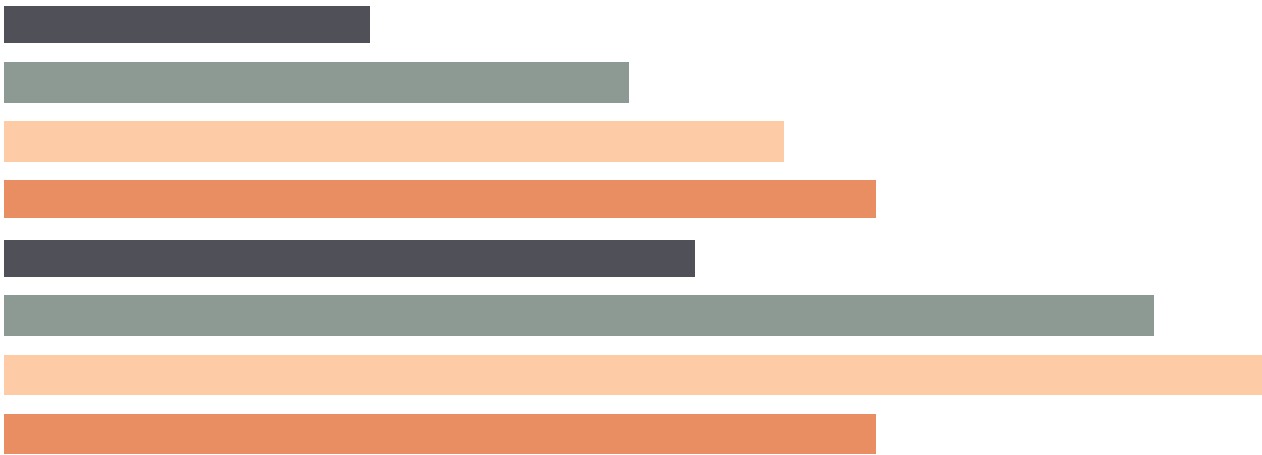
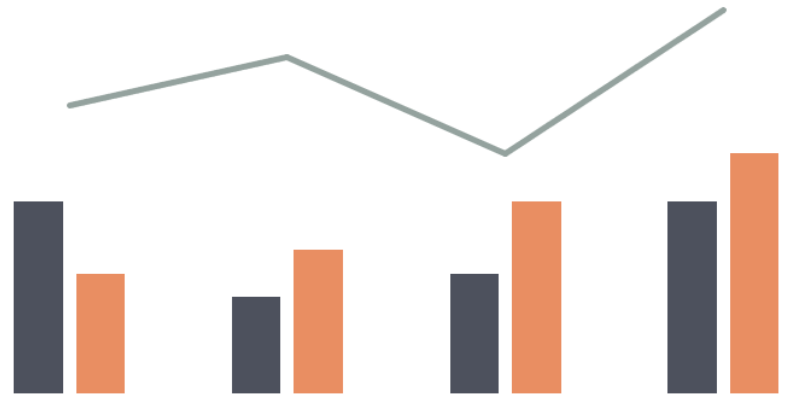


2023 Fulton County


Court of Common Pleas
Caseload Statistics for



We are pleased to provide you with a copy of the 2023 County Caseload Display pages. They can also be viewed on the AOPC webpage at www.pacourts.us in the *News & Statistics* section under *Research & Statistics*.

Should you have any questions or comments, please do not hesitate to contact me at 717.231.3300.

Sincerely,

A handwritten signature in black ink, appearing to read "Sasanka", written over a horizontal line.

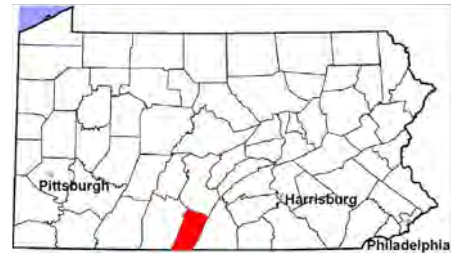
Sasanka Adikari, Ph.D.
Data Scientist
Department of Research and Statistics

Table of Contents

CPCMS Criminal	Page 1
CPCMS Criminal - New Cases by Case Type.....	Page 2
Civil.....	Page 3
Civil - Docketed Cases Listed by Case Type.....	Page 4
Protection From Abuse	Page 5
Spousal & Child Support and Paternity	Page 6
Custody/Partial Custody/Visitation.....	Page 7
Divorce	Page 8
Juvenile Dependency - Active Dependent Inventory	Page 9
Juvenile Dependency - Adjudicated Dependent Inventory	Page 10
Juvenile Delinquency - Cases Pending Disposition.....	Page 11
Juvenile Delinquency - New Cases by Case Type	Page 12
Juvenile Delinquency - Formal Dispositions	Page 13
Juvenile Delinquency - Informal Dispositions	Page 14
Accounts.....	Page 15
Adoptions.....	Page 16
Relinquishments/Terminations	Page 17
Appointment of Guardians	Page 18
Jury Yield and Utilization	Page 19

Fulton County

2023 Population estimate: 14,468
 Class of County: 8th
 No. of Common Pleas Court Judgeships: 5
 (Fulton and Franklin combined)



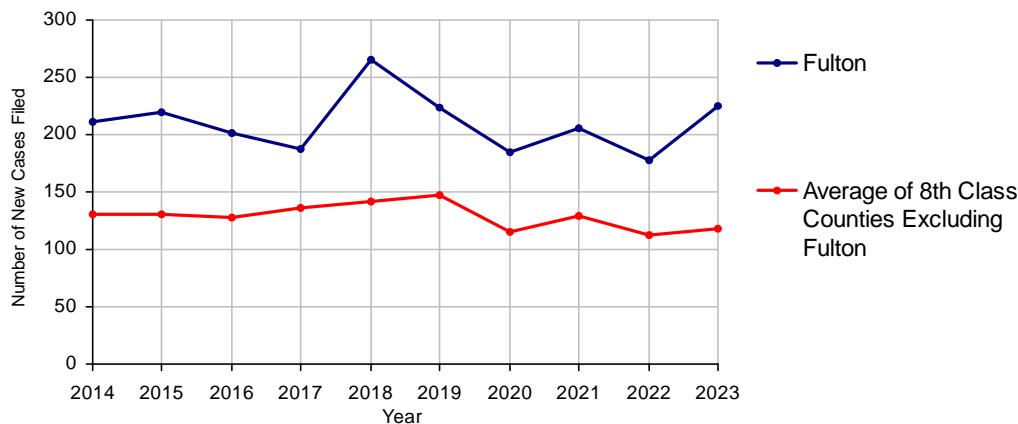
2023 Criminal	No. of Cases
Cases Pending 1/1/2023	89
New Cases Filed in 2023	225
Reopened Cases	7
Cases Available for Processing	321
Processed by:	
Withdrawn/Dismissed	9 4.4%
Diversionsary Disposition*	47 22.8%
Guilty Plea	129 62.6%
Non-Jury Trial	0
Jury Trial	9 4.4%
Inactive	7 3.4%
Other	5 2.4%
Total Cases Processed	206 100.0%
Cases Pending 12/31/2023	115
Cases Awaiting Sentencing	3

Age of Pending Cases as of 12/31/2023		
0-60 Days	22	19.1%
61-120 Days	22	19.1%
121-180 Days	18	15.7%
181-240 Days	16	13.9%
241-300 Days	12	10.4%
301-360 Days	2	1.7%
Over 360 Days	23	20.0%
Total	115	100.0%

Data provided by CPCMS

* Includes other diversionsary programs such as Veterans Court.

Criminal New Cases, 2014-2023



Fulton County

2023 Population: 14,468
 Class of County: 8th
 No. of Common Pleas Judgeships: 5
 (Fulton and Franklin combined)

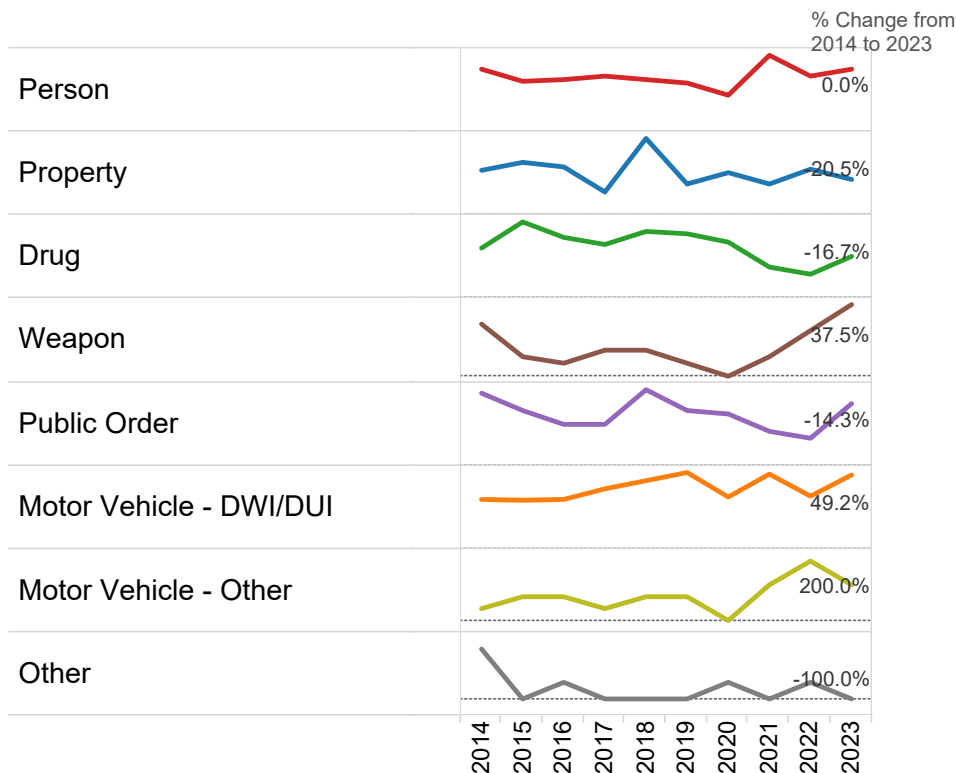


2023 Criminal - New Cases by Offense Type

Case Type	Felony	Misdemeanor	Summary	Total	
Person	20	16	0	36	16.0%
Property	19	12	0	31	13.8%
Drug	7	28	0	35	15.6%
Weapon	9	2	0	11	4.9%
Public Order	10	8	0	18	8.0%
Motor Vehicle - DWI/DUI	4	87	0	91	40.4%
Motor Vehicle - Other	0	3	0	3	1.3%
Other	0	0	0	0	0.0%
Total	69	156	0	225	100.0%
	30.7%	69.3%	0.0%	100.0%	

Data provided by CPCMS

Criminal New Cases by Offense Type, 2014-2023



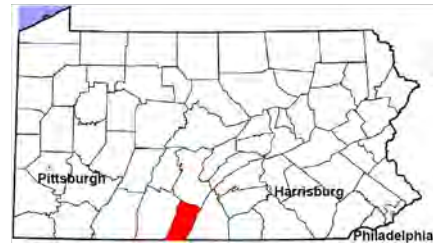
Fulton County

2023 Population estimate: 14,468

Class of County: 8th

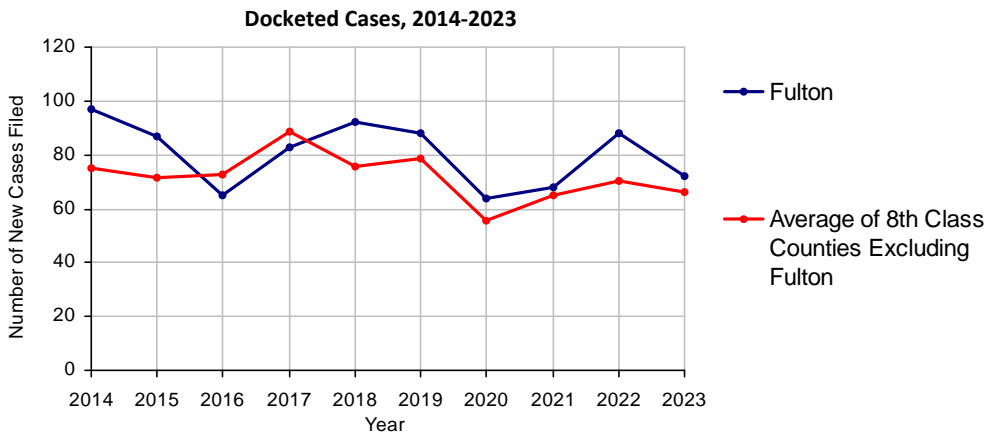
No. of Common Pleas Court Judgeships: 5

(Fulton and Franklin combined)



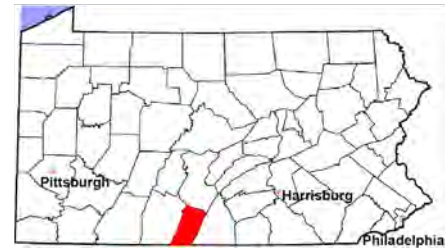
2023 Civil	Civil Action	Other	Total
Cases Pending 1/1/2023	81	69	150
Docketed Cases	45	27	72
Arbitration Appeals	0	0	0
Transferred In	0	0	0
Returned to Active	0	0	0
Cases Available for Processing	126	96	222
Processed By:			
Default Judgments	28	12	40
Cases Decided by Arbitration Board	3	0	3
Dispositive Motions	0	0	0
Settlements	2	0	2
Moved to Inactive Status	0	0	0
Transferred/Withdrawn	0	1	1
Dismissed/Discontinued	27	18	45
Administrative Purge	9	3	12
Other	11	13	24
Jury Trial	0	0	0
Non-Jury Trial	0	1	1
Total Cases Processed	80	48	128
Cases Pending 12/31/2023	46	48	94

Age of Pending Cases as of 12/31/2023 (Civil Action Only)		
0-6 months	15	32.6%
7-12 months	6	13.0%
13-18 months	14	30.4%
19-24 months	4	8.7%
25-30 months	3	6.5%
31-36 months	1	2.2%
37-42 months	0	
43-48 months	0	
49-54 months	0	
55-60 months	1	2.2%
61-66 months	0	
67-72 months	0	
Over 72 months	2	4.3%
Total	46	100.0%



Fulton County

2023 Population estimate: 14,468
 Class of County: 8th
 No. of Common Pleas Court Judgeships: 5
 (Fulton and Franklin combined)



2023 Civil - Docketed Cases Listed by Case Type

TORT	5	6.9%	REAL PROPERTY	17	23.6%
<i>(does not include mass tort)</i>			Ejectment*	0	
Intentional	0		Eminent Domain/Condemnation*	0	
Malicious Prosecution	0		Ground Rent	0	
Motor Vehicle	2		Landlord/Tenant Dispute	0	
Nuisance	0		Mortgage Foreclosure:		
Premise Liability	1		Residential*	15	
Product Liability	0		Commercial*	1	
Slander/Libel/Defamation	0		Partition of Real Property*	0	
Other	2		Quiet Title*	1	
MASS TORT	0		Other*	0	
Asbestos	0		CIVIL APPEALS	8	11.1%
Tobacco	0		<i>- Administrative Agencies</i>		
Toxic Tort - DES	0		Board of Assessment*	0	
Toxic Tort - Implant	0		Board of Elections*	0	
Toxic Waste	0		Dept. of Transportation*	7	
Other	0		Zoning Board*	0	
PROFESSIONAL LIABILITY	0		Statutory Appeal - Other*	1	
Dental	0		Other*	0	
Legal	0		MISCELLANEOUS	2	2.8%
Medical Malpractice	0		Common Law/		
Other	0		Statutory Arbitration*	0	
CONTRACT	40	55.6%	Declaratory Judgment*	0	
<i>(does not include judgments)</i>			Mandamus*	0	
Buyer Plaintiff	0		Non-Domestic Relations		
Debt Collection: Credit Card	23		Restraining Order*	0	
Debt Collection: Other	16		Quo Warranto*	0	
Employment Dispute: Discrimination	1		Replevin*	1	
Employment Dispute: Other	0		Other*	1	
Other	0		TOTAL DOCKETED CASES:	72	100.0%

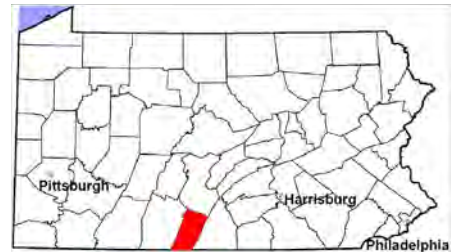
Of the Docketed Cases:

Pro Se Filings: 1 1.4% Class Action Suits: 0 MDJ Appeals: 1 1.4%

*Civil Other

Fulton County

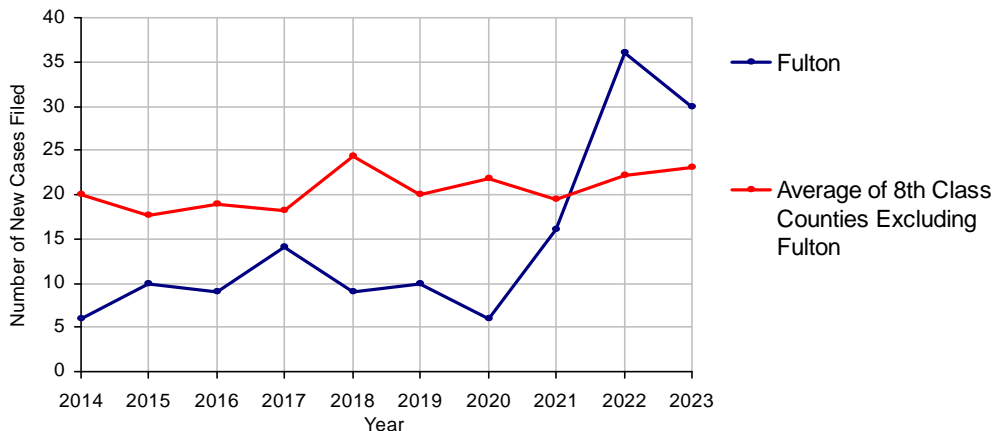
2023 Population estimate: 14,468
 Class of County: 8th
 No. of Common Pleas Court Judgeships: 5
 (Fulton and Franklin combined)



2023 Protection From Abuse

	No. of Petitions
Cases Pending 1/1/2023	4
New Cases Filed in 2023	30
<i>Of these, Petitions Requesting Temporary Orders: 30 (100.0%)</i>	
<i>Temporary Orders DENIED: 4 (13.3%), Temporary Orders GRANTED: 24 (80.0%)</i>	
Cases Available for Processing	34
Processed By:	
Temporary Order DENIED After Ex Parte Hearing and No Evidentiary Hearing Scheduled	2 5.9%
Temporary Order DISMISSED After Evidentiary Hearing and No Final Order Entered	6 17.6%
Final Order DENIED After Evidentiary Hearing Before a Judge or a Judicial Officer	4 11.8%
Final Order GRANTED After Evidentiary Hearing Before a Judge or a Judicial Officer	20 58.8%
Plaintiff Did Not Appear For Evidentiary Hearing	1 2.9%
Final Order by STIPULATION OR AGREEMENT Between the Parties	0
Petition WITHDRAWN by Plaintiff	1 2.9%
TRANSFERRED to Another Jurisdiction	0
Other	0
Cases Processed	34 100.0%
Cases Pending 12/31/2023	0

PFA New Cases Filed, 2014-2023

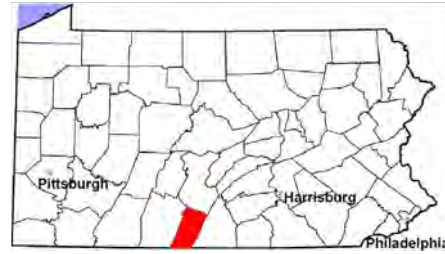


Fulton County

2023 Population estimate: 14,468

Class of County: 8th

No. of Common Pleas Court Judgeships: 5
(Fulton and Franklin combined)



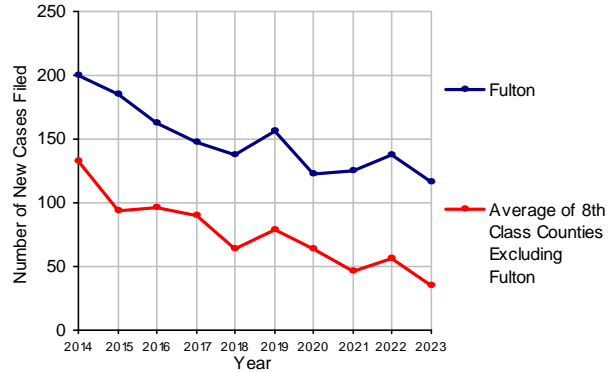
2023 Spousal & Child Support	No. of Petitions
Cases Pending 1/1/2023	6
New Cases Filed in 2023	116
Dockets Transferred In (+)	1
Dockets Transferred Out (-)	1
Cases Available for Processing	122
Processed By:	
Judge	1 0.9%
Intake Officer	111 98.2%
Hearing Officer	0
Other	1 0.9%
Cases Processed	113 100.0%
Cases Pending 12/31/2023	9

Data provided by PACSES

2023 Paternity	No. of Cases
Acknowledgements Filed:	
Non-Domestic Relations Section	15 88.2%
During Conference	2 11.8%
Non-Stipulated (post genetic test)	0
Pre-Trial Conference	0
Total	17 100.0%
Established:	
Stipulated by Genetic Tests	1 25.0%
Default - Father Failed to Appear	0
Adjudication by Court Proceeding	0
Out of State	3 75.0%
Total	4 100.0%
Cases Pending 12/31/2023	2

Data provided by PACSES

Spousal & Child Support New Cases, 2014-2023



DEFINITIONS:

ACKNOWLEDGEMENTS FILED:

NON-DOMESTIC RELATIONS SECTION: The voluntary Acknowledgement of Paternity by the alleged father.
DURING CONFERENCE: The alleged father signed the Acknowledgement of Paternity-Waiver of Trial (PE-010) at the initial child support conference.
NON-STIPULATED (POST GENETIC TEST): The alleged father signed the Acknowledgement of Paternity-Waiver of Trial after genetic tests were conducted and resulted in the alleged father being determined to be the biological father.
PRE-TRIAL CONFERENCE: The alleged father signed the Acknowledgement of Paternity-Waiver of Trial at the pre-trial conference.

ESTABLISHED:

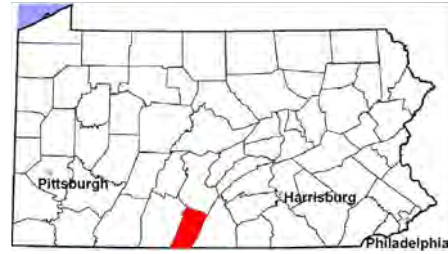
STIPULATED BY GENETIC TESTS: The alleged father requested genetic tests and signed a stipulation that if the test results had a 99% or higher probability of paternity then the alleged father would be stipulated as the biological father of the child.
DEFAULT - FATHER FAILED TO APPEAR: The alleged father failed to appear after being served for either a support conference, hearing, or genetic test and a default paternity order was entered by the court.
ADJUDICATION BY COURT PROCEEDING: The alleged father was determined to be the biological father of the child through a court proceeding.
OUT OF STATE: Paternity was established in another state, "Out of state only".

Fulton County

2023 Population Estimate: 14,468

Class of County: 8th

No. of Common Pleas Court Judgeships: 5
(Fulton and Franklin combined)

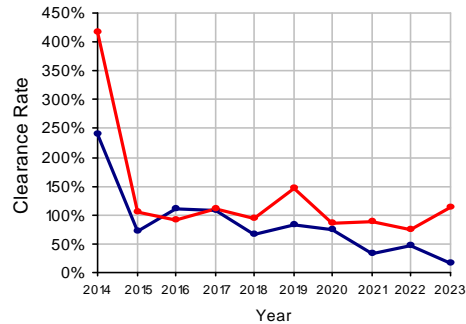


2023 Custody/Partial Custody/Visitation

No. of Petitions

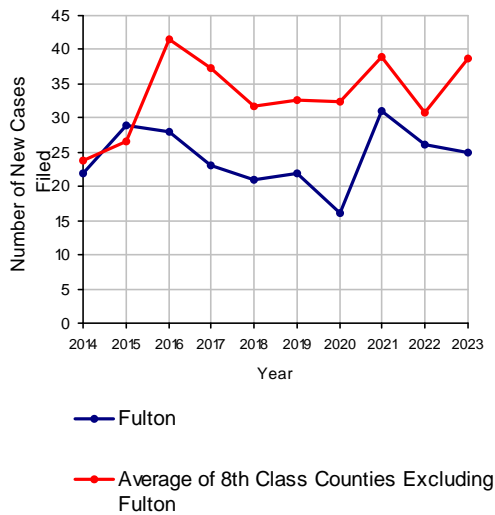
Cases Pending 1/1/2023	74
New Cases Filed in 2023	25
Cases Available for Processing	99
Processed By:	
Judge	3 75.0%
Non-Judicial Officer	0
Administrative Review/Purge	0
Other	1 25.0%
Cases Processed	4 100.0%
Cases Pending 12/31/2023	95

Clearance Rate, 2014-2023

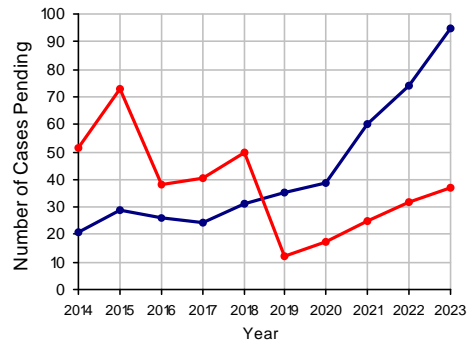


Note: Clearance Rate = Cases Processed / New Cases Filed

Custody/Partial Custody/Visitation New Cases Filed, 2014-2023

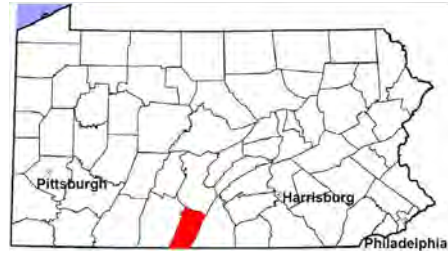


Cases Pending at the End of Year, 2014-2023



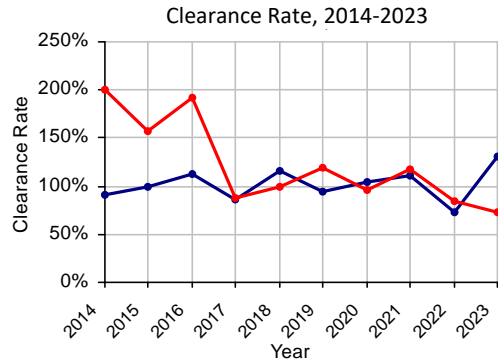
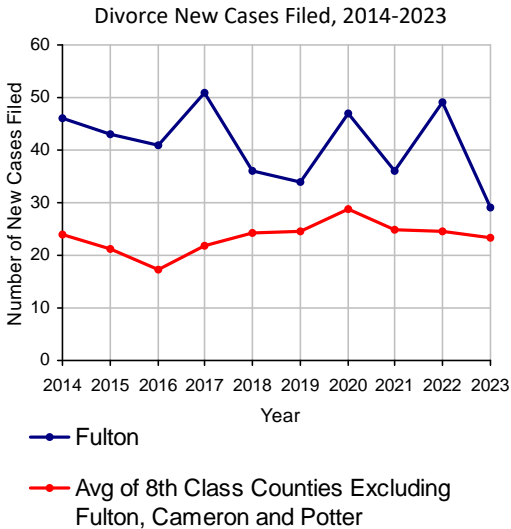
Fulton County

2023 Population estimate: 14,468
 Class of County: 8th
 No. of Common Pleas Court Judgeships: 5
 (Fulton and Franklin combined)

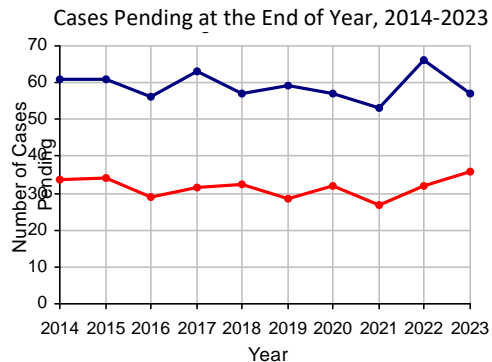


2023 Divorce

	No. of Petitions	
Cases Pending 1/1/2023	66	
New Cases Filed in 2023	29	
Cases Available for Processing	95	
Processed By:		
Contested Before a Judge	0	
Contested Before a Non-Judicial Officer	2	5.3%
Uncontested	29	76.3%
Administrative Review/Purge	3	7.9%
Other	4	10.5%
Cases Processed	38	100.0%
Cases Pending 12/31/2023	57	



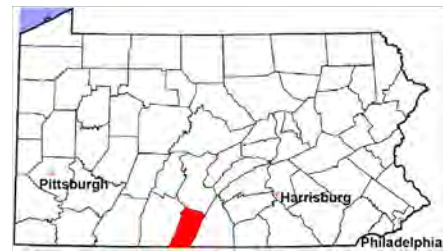
Note: Clearance Rate = Cases Processed / New Cases Filed



Note. Due to a high number of out-of-district petitions, Cameron and Potter Counties have a larger inventories than other 8th class counties. Therefore, it is not meaningful to compare Cameron and Potter Counties with other 8th class counties.

Fulton County

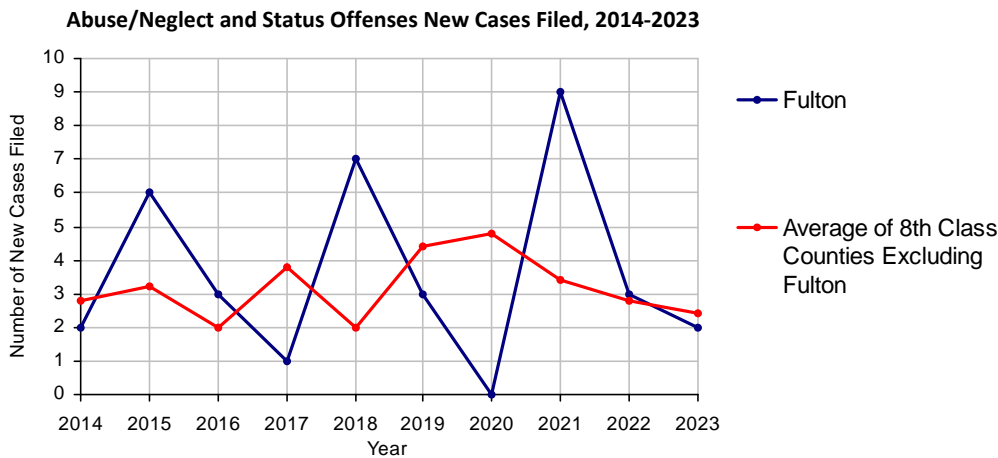
2023 Population estimate: 14,468
 Class of County: 8th
 No. of Common Pleas Court Judgeships: 5
 (Fulton and Franklin combined)



2023 Juvenile Dependency - Petitions Pending Adjudication

	Abuse/ Neglect	Status Offenses	Total
Cases Pending 1/1/2023	0	0	0
New Petitions Filed in 2023	1	1	2
Other	1	0	1
Total Petitions Available for Processing	2	1	3
Processed by:			
Adjudicated Dependent			
Judge	2	1	3
Juvenile Court Hearing Officer	0	0	0
Adjudicated NOT Dependent			
Judge	0	0	0
Juvenile Court Hearing Officer	0	0	0
Withdrawn/Dismissed/Inactive	0	0	0
Other	0	0	0
Total Petitions Processed	2	1	3
Cases Pending 12/31/2023	0	0	0

Data provided by CPCMS

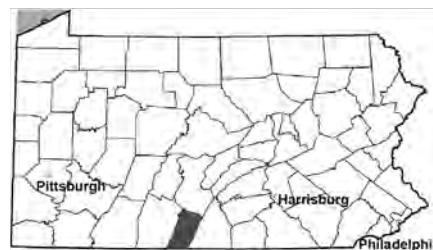


Fulton County

2023 Population estimate: 14,468

Class of County: 8th

No. of Common Pleas Court Judgeships: 5
(Fulton and Franklin combined)



2023 Juvenile Dependency - Adjudicated Dependent Inventory

	Abuse/ Neglect	Status Offenses	Total
Cases Pending 1/1/2023	5	1	6
New Adjudicated Dependent Cases	2	1	3
Other	0	0	0
Total Adjudicated Dependent Cases	7	2	9
<u>Court Supervision Terminated:</u>			
Family Reunification	0	0	0
Adoption	0	0	0
Placement with a Relative/Guardian	0	0	0
Aged Out	0	1 100.0%	1 100.0%
Other Permanency Outcomes*	0	0	0
Other**	0	0	0
Total Adjudicated Dependent Cases Terminated	0 100.0%	1 100.0%	1 100.0%
Cases Pending 12/31/2023	7	1	8

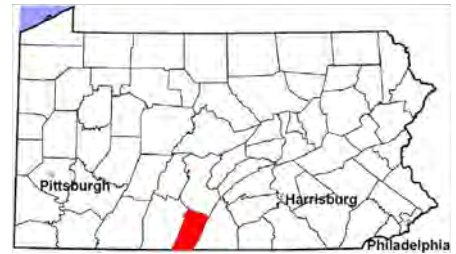
Data provided by CPCMS

* Other Permanency Outcomes include: adjudicated delinquent, death due to natural causes, emancipation, permanent living arrangement, and parent has come forward.

** Other includes cases where court supervision is terminated due to transfer out of jurisdiction, withdrawal and administrative closure.

Fulton County

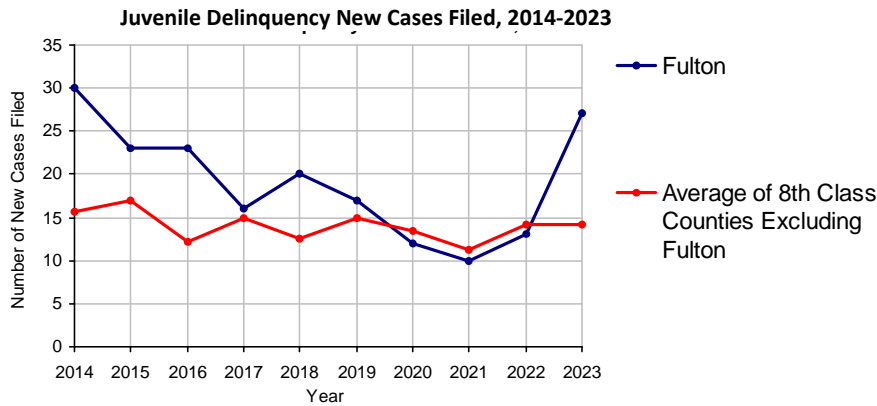
2023 Population estimate: 14,468
 Class of County: 8th
 No. of Common Pleas Court Judgeships: 5
 (Fulton and Franklin combined)



2023 Juvenile Delinquency - Cases Pending Disposition

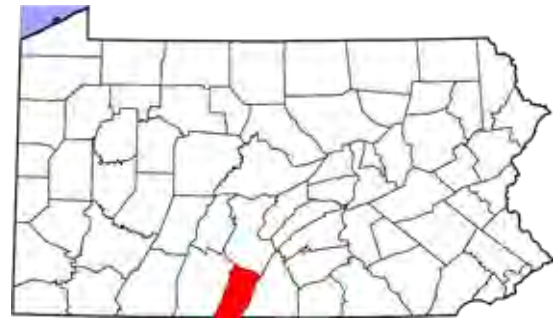
Begin Pending	10
New Cases	27
Consent Decree Revoked	1
Informal Adjustment Program Revoked	0
Alternative Program Revoked	0
Warrant Returned	0
Other	2
Total Cases Available for Disposition	40
Warrant Issued	0
Disposed by:	
Adjudicated Delinquent by a Judge	9
Adjudicated Delinquent by a Juvenile Court Hearing Officer	0
Consent Decree Entered	15
Informal Adjustment Program Entered	0
Warned and Counseled (Pre-Petition)	0
Dismissed/Withdrawn/Transferred	0
Transferred to Criminal Court	0
Other	1
Total Cases Disposed	25
End Pending	15

Data provided by CPCMS



Fulton County

2023 Population: 14,468
 Class of County: 8th
 No. of Common Pleas Judgeships: 5
 (Fulton and Franklin combined)

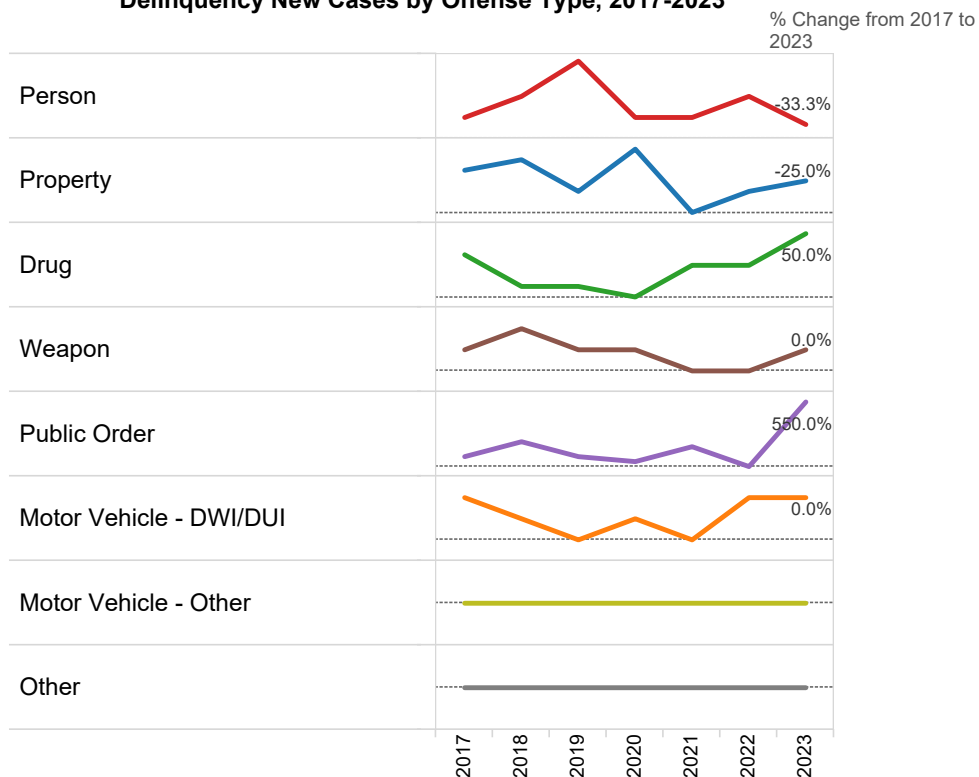


2023 Delinquency - New Cases by Offense Type

Case Type	Felony	Misdemeanor	Summary	Total	
Person	0	2	0	2	7.4%
Property	3	0	0	3	11.1%
Drug	0	6	0	6	22.2%
Weapon	0	1	0	1	3.7%
Public Order	7	6	0	13	48.1%
Motor Vehicle - DWI/DUI	0	2	0	2	7.4%
Motor Vehicle - Other	0	0	0	0	0.0%
Other	0	0	0	0	0.0%
Total	10	17	0	27	100.0%
	37.0%	63.0%	0.0%	100.0%	

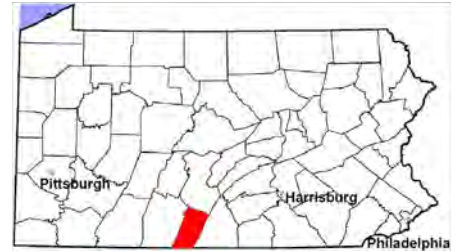
Data provided by CPCMS

Delinquency New Cases by Offense Type, 2017-2023



Fulton County

2023 Population estimate: 14,468
Class of County: 8th
No. of Common Pleas Court Judgeships: 5
(Fulton and Franklin combined)



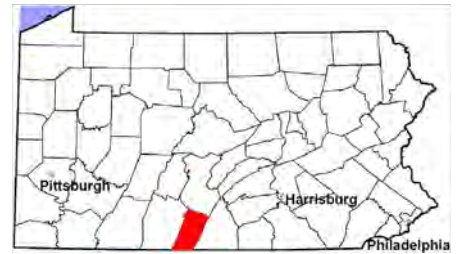
2023 Juvenile Delinquency - Formal Dispositions

Begin Pending	27
Adjudicated Delinquent by a Judge	9
Adjudicated Delinquent by a Juvenile Court Hearing Officer	0
Warrant Returned	0
Other	0
Total Adjudicated Delinquent Cases	36
Warrant Issued	0
Court Supervision Terminated:	
Conditions Satisfied	2
Compelling Reasons	3
Reached Age 21	0
Transferred to Another Juvenile Court	0
Other	2
Total Adjudicated Delinquent Cases Terminated	7
End Pending	29

(R) - Revised
Data provided by CPCMS

Fulton County

2023 Population estimate: 14,468
 Class of County: 8th
 No. of Common Pleas Court Judgeships: 5
 (Fulton and Franklin combined)

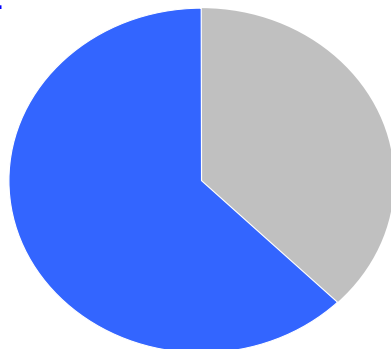


2023 Juvenile Delinquency - Informal Dispositions

Pending Consent Decrees	0
Pending Informal Adjustments	0
New Consent Decrees	15
New Informal Adjustments	0
Warrant Returned	0
Other	0
Cases Informally Disposed	15
Warrant Issued	0
Terminated by:	
Consent Decree Completed	9
Informal Adjustment Completed	0
Consent Decree Revoked	1
Informal Adjustment Program Revoked	0
Other	0
Total Informally Disposed Cases Terminated	10
End Pending	5

(R) - Revised
 Data provided by CPCMS

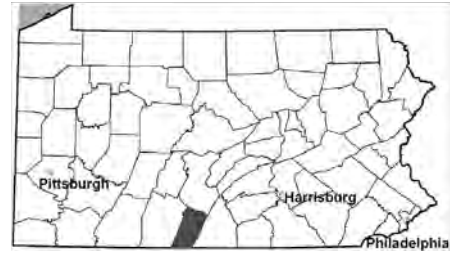
Informal Dispositions: **63%**



Delinquency Cases are disposed either formally, at a proceeding held before a judge or hearing officer, or informally without a proceeding. Informal dispositions include informal adjustments supervised by a juvenile probation officer; consent decrees agreed upon with the District Attorney after a petition is filed; or other pre-petition process by the juvenile probation department.

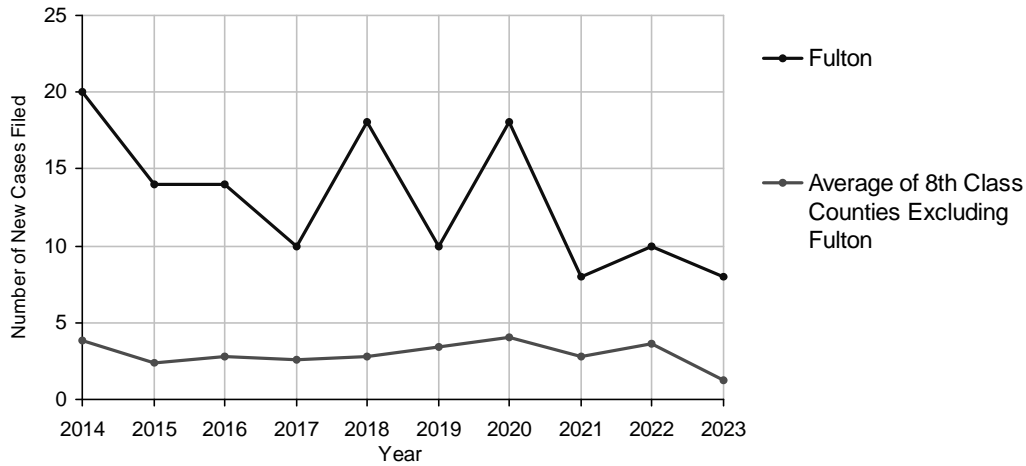
Fulton County

2023 Population estimate: 14,468
 Class of County: 8th
 No. of Common Pleas Court Judgeships: 5
 (Fulton and Franklin combined)



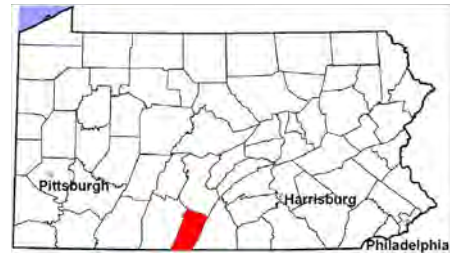
2023 Accounts	No. of Cases
Cases Pending 1/1/2023	1
New Cases Filed in 2023	8
Cases Available for Processing	9
Processed By:	
Contested before a Judge	0
Contested before a Non-Judicial Officer	0
Uncontested	7 100.0%
Other	0
Cases Processed	7 100.0%
Cases Pending 12/31/2023	2

Accounts New Cases Filed, 2014-2023



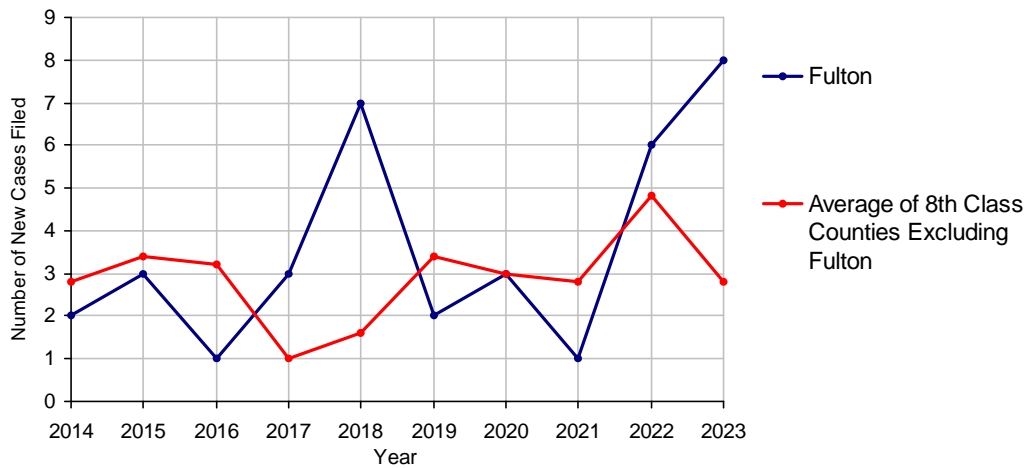
Fulton County

2023 Population estimate: 14,468
 Class of County: 8th
 No. of Common Pleas Court Judgeships: 5
 (Fulton and Franklin combined)



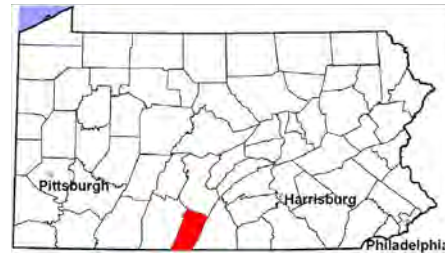
2023 Adoptions		No. of Cases	
Cases Pending 1/1/2023		6	
New Cases Filed in 2023		8	
Cases Available for Processing		14	
Processed By:			
Contested before a Judge	Granted	0	
	Denied	0	
Uncontested	Granted	8	100.0%
	Denied	0	
Other		0	
Cases Processed		8 100.0%	
Cases Pending 12/31/2023		6	

Adoptions New Cases Filed, 2014-2023



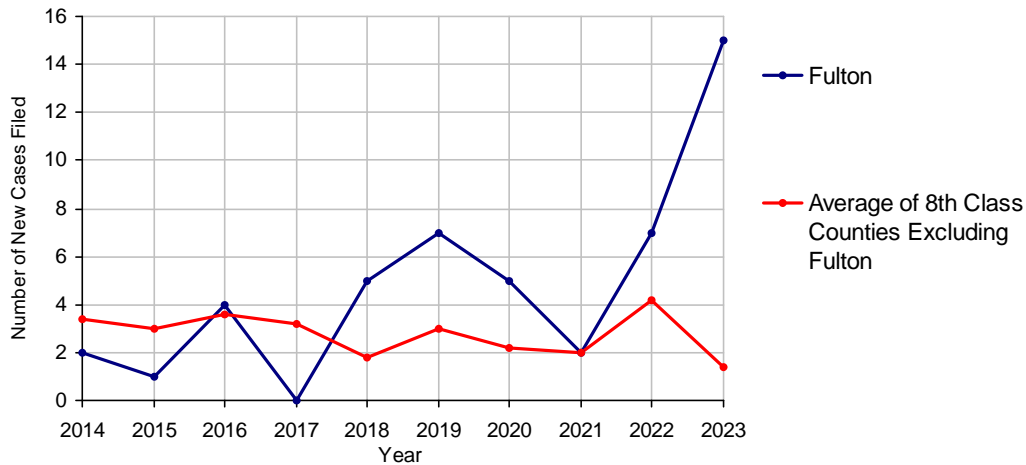
Fulton County

2023 Population estimate: 14,468
 Class of County: 8th
 No. of Common Pleas Court Judgeships: 5
 (Fulton and Franklin combined)



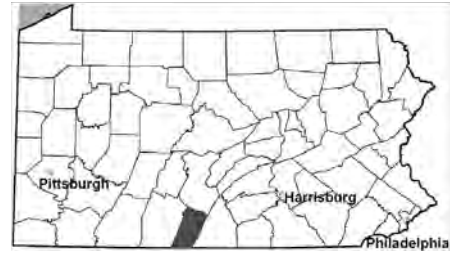
2023 Relinquishments/Terminations	No. of Cases
Cases Pending 1/1/2023	7
New Cases Filed in 2023	15
Cases Available for Processing	22
Processed By:	
Contested before a Judge	0
Uncontested	16 100.0%
Other	0
Cases Processed	16 100.0%
Cases Pending 12/31/2023	6

Relinquishments/Terminations New Cases Filed, 2014-2023



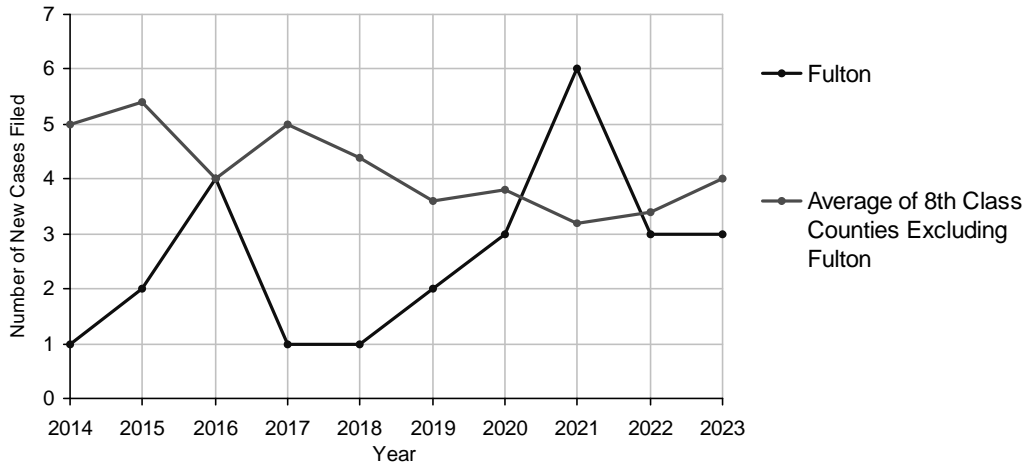
Fulton County

2023 Population estimate: 14,468
 Class of County: 8th
 No. of Common Pleas Court Judgeships: 5
 (Fulton and Franklin combined)



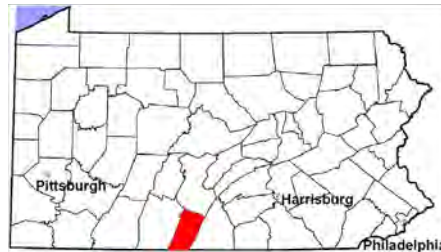
2023 Appointment of Guardians	No. of Cases
Cases Pending 1/1/2023	5
New Cases Filed in 2023	3
Cases Available for Processing	8
Processed By:	
Contested before a Judge	0
Uncontested	2 100.0%
Other	0
Cases Processed	2 100.0%
Cases Pending 12/31/2023	6

Appointment of Guardians New Cases Filed, 2014-2023



Fulton County

2023 Population estimate: 14,468
 Class of County: 8th
 No. of Common Pleas Court Judgeships: 5
 (Fulton and Franklin combined)



2023 Jury Yield and Utilization

Jury Yield

Qualification Questionnaires/Summonses Mailed:	880	A		
Returned Undeliverable:	45	B	5.1%	Of Qualification Questionnaires/ Summonses Mailed
Not Responded to:	112	C	12.7%	
the Number of Prospective Jurors:				
Disqualified:	23	D	2.6%	
Exempted:	7	E	0.8%	
Excused:	244	F	27.7%	
Deferred to New Term:	42	G	4.8%	
Deferred from Previous Term:	22	H	2.5%	
Total Number of Qualified Jurors Available for Service:	429	I	48.8%	

$I = A - B - C - D - E - F - G + H$

Jury Utilization

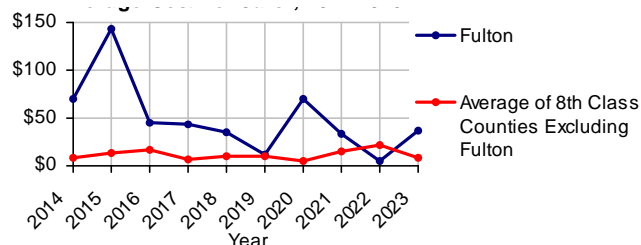
the Number of Jurors:			
Reporting for Service:	374	87.2%	Of Jurors Qualified and Available
Told Not to Report for Service:	0		
Sent to Courtroom for Jury Selection (Voir Dire):	740	197.9%	Of Jurors Reporting for Service
Impaneled or Sworn (jurors/alternates):	133	35.6%	
Removed for Cause/Hardship:	58		
Removed by Peremptory Challenge:	149		
Number of Jury Trials Started:	10		
Pool Days:	5		
Zero Panel Days:	0		(Of Pool Days)

Jury Costs

Total Annual Budget for Juror Operations:	\$32,838.00	J
Average Cost Per Juror:	\$37.32	K

$K = J/A$

Average Cost Per Juror, 2014-2023



DEPARTMENT OF RESEARCH & STATISTICS

KIM NIEVES, PH.D.

DIRECTOR

ANDREW GINDER, MPA

ASSISTANT DIRECTOR

YAN LIU, M.S.

SENIOR STATISTICAL ANALYST

SASANKA ADIKARI, PH.D

DATA SCIENTIST

AMANDA PEREIRA

RESEARCH ASSISTANT