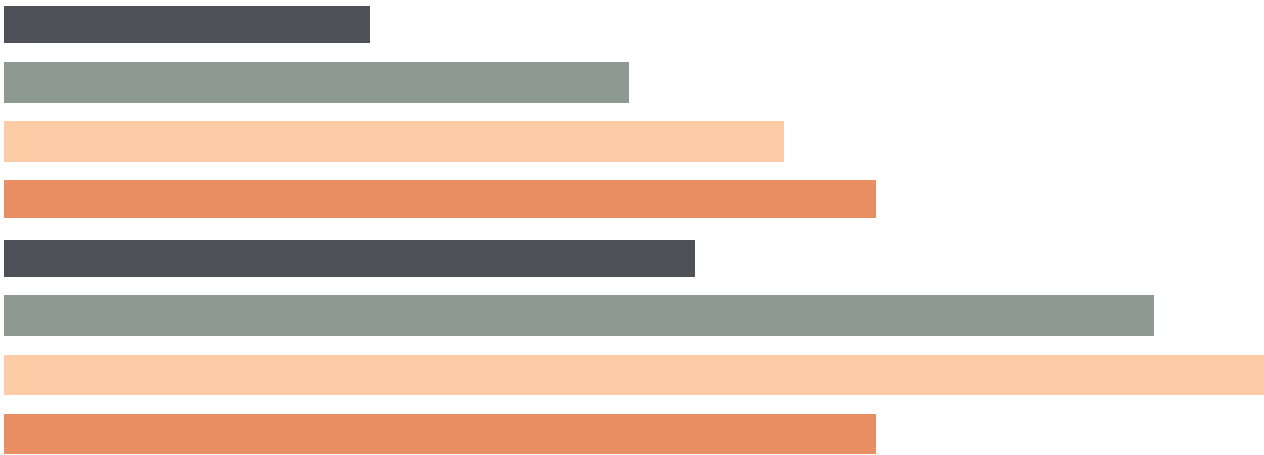
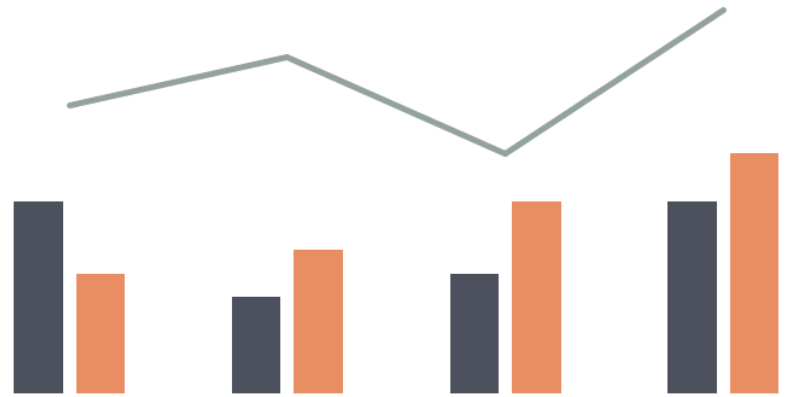


2023 Lehigh County


Court of Common Pleas
Caseload Statistics for



We are pleased to provide you with a copy of the 2023 County Caseload Display pages. They can also be viewed on the AOPC webpage at www.pacourts.us in the *News & Statistics* section under *Research & Statistics*.

Should you have any questions or comments, please do not hesitate to contact me at 717.231.3300 .

Sincerely,

A handwritten signature in black ink, appearing to read "Sasanka", is written over a horizontal line. The signature is fluid and cursive.

Sasanka Adikari, Ph.D.
Data Scientist
Department of Research and Statistics

Table of Contents

CPCMS Criminal	Page 1
CPCMS Criminal - New Cases by Case Type.....	Page 2
Civil.....	Page 3
Civil - Docketed Cases Listed by Case Type.....	Page 4
Protection From Abuse	Page 5
Spousal & Child Support and Paternity	Page 6
Custody/Partial Custody/Visitation.....	Page 7
Divorce	Page 8
Juvenile Dependency - Active Dependent Inventory	Page 9
Juvenile Dependency - Adjudicated Dependent Inventory	Page 10
Juvenile Delinquency - Cases Pending Disposition.....	Page 11
Juvenile Delinquency - New Cases by Case Type	Page 12
Juvenile Delinquency - Formal Dispositions	Page 13
Juvenile Delinquency - Informal Dispositions	Page 14
Accounts.....	Page 15
Adoptions.....	Page 16
Relinquishments/Terminations	Page 17
Appointment of Guardians	Page 18
Jury Yield and Utilization	Page 19
Problem Solving Courts.....	Pages 20-21

Lehigh County

2023 Population estimate: 377,754

Class of County: 3rd

No. of Common Pleas Court Judgeships: 10



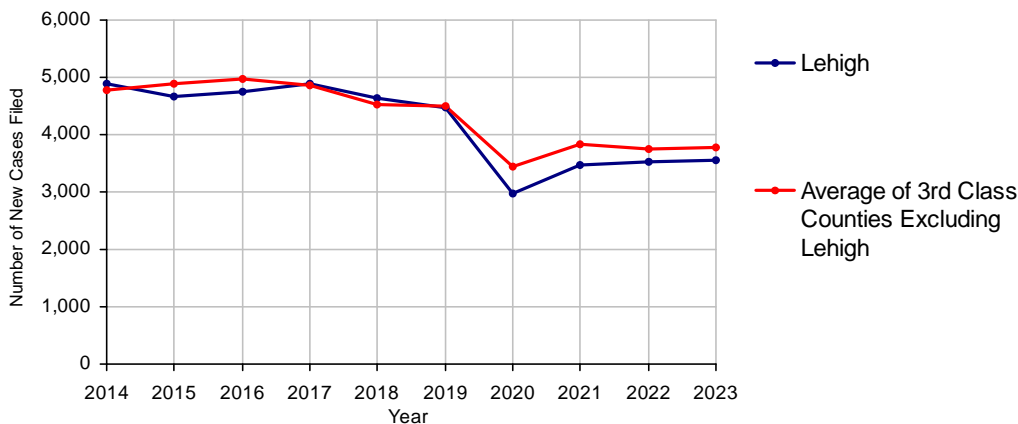
2023 Criminal	No. of Cases
Cases Pending 1/1/2023	1,137
New Cases Filed in 2023	3,558
Reopened Cases	253
Cases Available for Processing	4,948
Processed by:	
Withdrawn/Dismissed	91 2.5%
Diversionsary Disposition*	1,220 33.0%
Guilty Plea	2,197 59.4%
Non-Jury Trial	12 0.3%
Jury Trial	27 0.7%
Inactive	146 4.0%
Other	3 0.1%
Total Cases Processed	3,696 100.0%
Cases Pending 12/31/2023	1,252
Cases Awaiting Sentencing	85

Age of Pending Cases as of 12/31/2023		
0-60 Days	546	43.6%
61-120 Days	339	27.1%
121-180 Days	127	10.1%
181-240 Days	85	6.8%
241-300 Days	56	4.5%
301-360 Days	37	3.0%
Over 360 Days	62	5.0%
Total	1,252	100.0%

Data provided by CPCMS

* Includes other diversionsary programs such as Veterans Court.

Criminal New Cases, 2014-2023

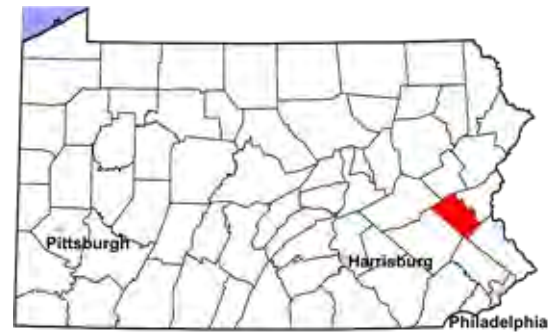


Lehigh County

2023 Population: 377,754

Class of County: 3rd

No. of Common Pleas Judgeships: 10

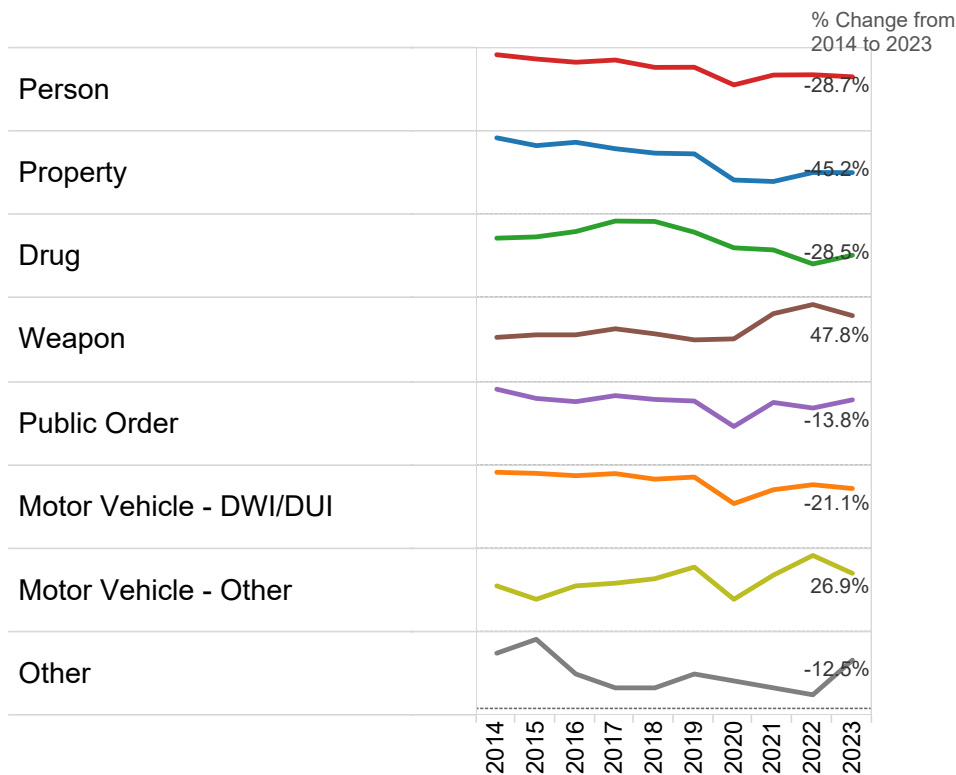


2023 Criminal - New Cases by Offense Type

Case Type	Felony	Misdemeanor	Summary	Total	
Person	178	194	0	372	10.5%
Property	334	361	0	695	19.5%
Drug	253	417	0	670	18.8%
Weapon	101	32	0	133	3.7%
Public Order	95	235	0	330	9.3%
Motor Vehicle - DWI/DUI	55	1,230	0	1,285	36.1%
Motor Vehicle - Other	5	61	0	66	1.9%
Other	7	0	0	7	0.2%
Total	1,028	2,530	0	3,558	100.0%
	28.9%	71.1%	0.0%	100.0%	

Data provided by CPCMS

Criminal New Cases by Offense Type, 2014-2023



Lehigh County

2023 Population estimate: 377,754

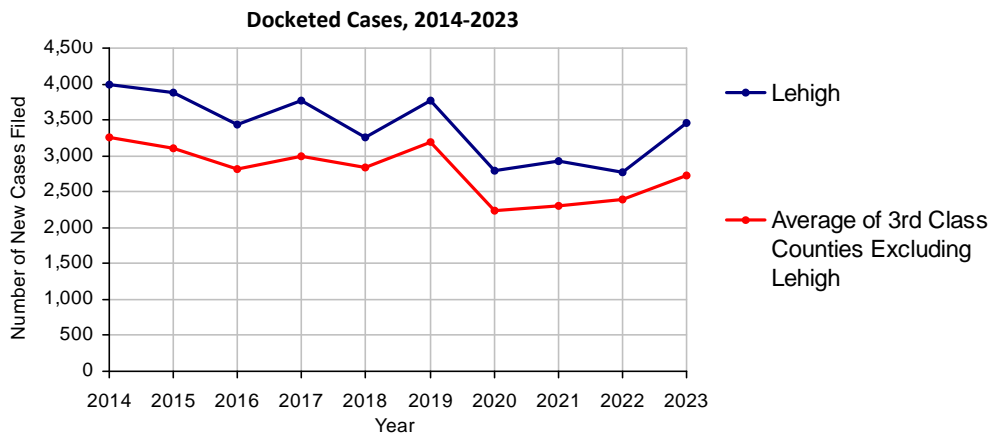
Class of County: 3rd

No. of Common Pleas Court Judgeships: 10



2023 Civil	Civil Action	Other	Total
Cases Pending 1/1/2023	1,933	702	2,635
Docketed Cases	2,347	1,107	3,454
Arbitration Appeals	47	22	69
Transferred In	16	3	19
Returned to Active	30	24	54
Cases Available for Processing	4,373	1,858	6,231
Processed By:			
Default Judgments	635	198	833
Cases Decided by Arbitration Board	180	116	296
Dispositive Motions	14	25	39
Settlements	818	290	1,108
Moved to Inactive Status	7	7	14
Transferred/Withdrawn	63	23	86
Dismissed/Discontinued	505	327	832
Administrative Purge	62	12	74
Other	88	181	269
Jury Trial	15	0	15
Non-Jury Trial	9	10	19
Total Cases Processed	2,396	1,189	3,585
Cases Pending 12/31/2023	1,977	669	2,646

Age of Pending Cases as of 12/31/2023 (Civil Action Only)		
0-6 months	1,008	51.0%
7-12 months	367	18.6%
13-18 months	181	9.2%
19-24 months	106	5.4%
25-30 months	101	5.1%
31-36 months	63	3.2%
37-42 months	30	1.5%
43-48 months	12	0.6%
49-54 months	22	1.1%
55-60 months	32	1.6%
61-66 months	32	1.6%
67-72 months	5	0.3%
Over 72 months	18	0.9%
Total	1,977	100.0%



Lehigh County

2023 Population estimate: 377,754

Class of County: 3rd

No. of Common Pleas Court Judgeships: 10



2023 Civil - Docketed Cases Listed by Case Type

TORT 758 21.9%

(does not include mass tort)

Intentional	10
Malicious Prosecution	3
Motor Vehicle	501
Nuisance	1
Premise Liability	109
Product Liability	9
Slander/Libel/Defamation	11
Other	114

MASS TORT 2 0.1%

Asbestos	0
Tobacco	0
Toxic Tort - DES	0
Toxic Tort - Implant	0
Toxic Waste	0
Other	2

PROFESSIONAL LIABILITY 37 1.1%

Dental	1
Legal	1
Medical Malpractice	27
Other	8

CONTRACT 1,543 44.7%

(does not include judgments)

Buyer Plaintiff	24
Debt Collection: Credit Card	895
Debt Collection: Other	461
Employment Dispute: Discrimination	7
Employment Dispute: Other	9
Other	147

Of the Docketed Cases:

Pro Se Filings:	217	6.3%	Class Action Suits:	0	MDJ Appeals:	282	8.2%
-----------------	-----	------	---------------------	---	--------------	-----	------

*Civil Other

REAL PROPERTY 478 13.8%

Ejectment*	40
Eminent Domain/Condemnation*	10
Ground Rent	0
Landlord/Tenant Dispute	7
Mortgage Foreclosure:	
Residential*	368
Commercial*	11
Partition of Real Property*	19
Quiet Title*	10
Other*	13

CIVIL APPEALS 527 15.3%

- Administrative Agencies

Board of Assessment*	102
Board of Elections*	7
Dept. of Transportation*	106
Zoning Board*	15
Statutory Appeal - Other*	8
Other*	289

MISCELLANEOUS 109 3.2%

Common Law/	
Statutory Arbitration*	1
Declaratory Judgment*	8
Mandamus*	2
Non-Domestic Relations	
Restraining Order*	25
Quo Warranto*	2
Replevin*	25
Other*	46

TOTAL DOCKETED CASES: 3,454 100.0%

Lehigh County

2023 Population estimate: 377,754
 Class of County: 3rd
 No. of Common Pleas Court Judgeships: 10



2023 Protection From Abuse

**No. of
Petitions**

Cases Pending 1/1/2023 78
 New Cases Filed in 2023 1,567

*Of these, Petitions Requesting Temporary Orders: 1,567 (100.0%)
 Temporary Orders DENIED: 232 (14.8%), Temporary Orders GRANTED: 1,335 (85.2%)*

Cases Available for Processing 1,645

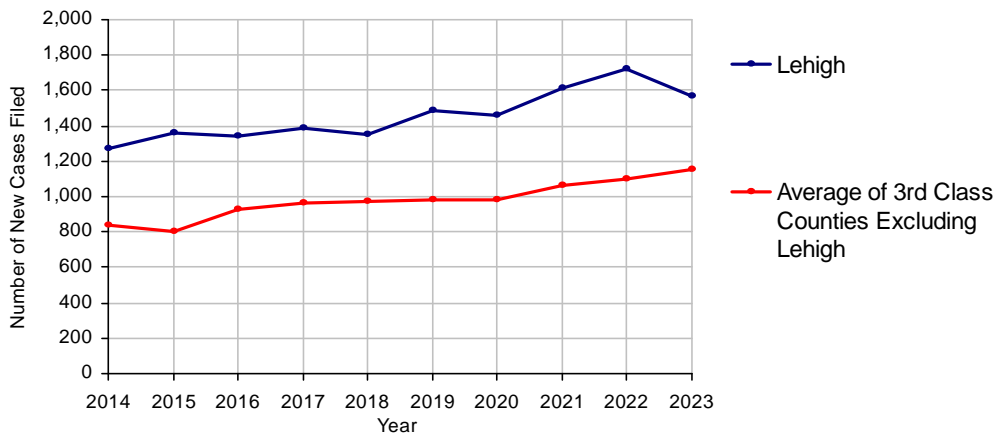
Processed By:

Temporary Order DENIED After Ex Parte Hearing and No Evidentiary Hearing Scheduled	97	6.1%
Temporary Order DISMISSED After Evidentiary Hearing and No Final Order Entered	202	12.7%
Final Order DENIED After Evidentiary Hearing Before a Judge or a Judicial Officer	14	0.9%
Final Order GRANTED After Evidentiary Hearing Before a Judge or a Judicial Officer	260	16.4%
Plaintiff Did Not Appear For Evidentiary Hearing	358	22.5%
Final Order by STIPULATION OR AGREEMENT Between the Parties	306	19.3%
Petition WITHDRAWN by Plaintiff	349	22.0%
TRANSFERRED to Another Jurisdiction	3	0.2%
Other	0	

Cases Processed 1,589 100.0%

Cases Pending 12/31/2023 56

PFA New Cases Filed, 2014-2023



Lehigh County

2023 Population estimate: 377,754

Class of County: 3rd

No. of Common Pleas Court Judgeships: 10



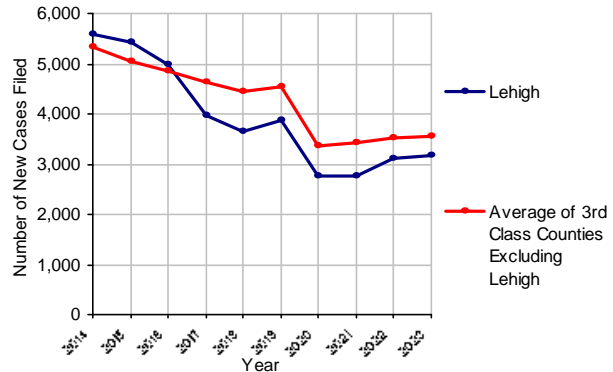
2023 Spousal & Child Support	No. of Petitions
Cases Pending 1/1/2023	656
New Cases Filed in 2023	3,166
Dockets Transferred In (+)	71
Dockets Transferred Out (-)	78
Cases Available for Processing	3,815
Processed By:	
Judge	43 1.4%
Intake Officer	2,759 88.1%
Hearing Officer	329 10.5%
Other	0
Cases Processed	3,131 100.0%
Cases Pending 12/31/2023	684

Data provided by PACSES

2023 Paternity	No. of Cases
Acknowledgements Filed:	
Non-Domestic Relations Section	607 85.5%
During Conference	86 12.1%
Non-Stipulated (post genetic test)	0
Pre-Trial Conference	17 2.4%
Total	710 100.0%
Established:	
Stipulated by Genetic Tests	39 12.3%
Default - Father Failed to Appear	43 13.6%
Adjudication by Court Proceeding	0
Out of State	234 74.1%
Total	316 100.0%
Cases Pending 12/31/2023	155

Data provided by PACSES

Spousal & Child Support New Cases, 2014-2023



DEFINITIONS:

ACKNOWLEDGEMENTS FILED:

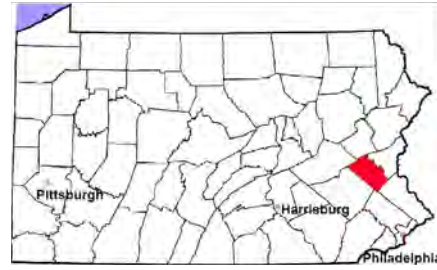
NON-DOMESTIC RELATIONS SECTION: The voluntary Acknowledgement of Paternity by the alleged father.
DURING CONFERENCE: The alleged father signed the Acknowledgement of Paternity-Waiver of Trial (PE-010) at the initial child support conference.
NON-STIPULATED (POST GENETIC TEST): The alleged father signed the Acknowledgement of Paternity-Waiver of Trial after genetic tests were conducted and resulted in the alleged father being determined to be the biological father.
PRE-TRIAL CONFERENCE: The alleged father signed the Acknowledgement of Paternity-Waiver of Trial at the pre-trial conference.

ESTABLISHED:

STIPULATED BY GENETIC TESTS: The alleged father requested genetic tests and signed a stipulation that if the test results had a 99% or higher probability of paternity then the alleged father would be stipulated as the biological father of the child.
DEFAULT - FATHER FAILED TO APPEAR: The alleged father failed to appear after being served for either a support conference, hearing, or genetic test and a default paternity order was entered by the court.
ADJUDICATION BY COURT PROCEEDING: The alleged father was determined to be the biological father of the child through a court proceeding.
OUT OF STATE: Paternity was established in another state, "Out of state only".

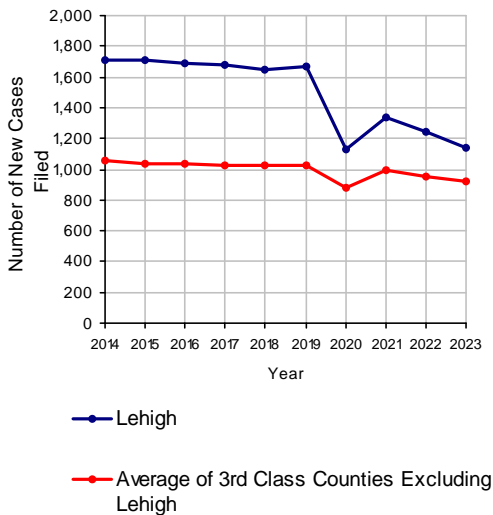
Lehigh County

2023 Population Estimate: 377,754
 Class of County: 3rd
 No. of Common Pleas Court Judgeships: 10

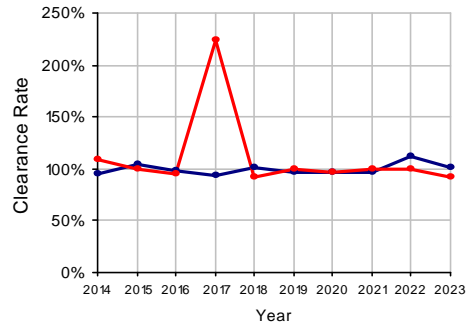


2023 Custody/Partial Custody/Visitation	No. of Petitions	
Cases Pending 1/1/2023	480	
New Cases Filed in 2023	1,145	
Cases Available for Processing	1,625	
Processed By:		
Judge	135	11.7%
Non-Judicial Officer	565	48.9%
Administrative Review/Purge	0	
Other	455	39.4%
Cases Processed	1,155	100.0%
Cases Pending 12/31/2023	470	

Custody/Partial Custody/Visitation New Cases Filed, 2014-2023

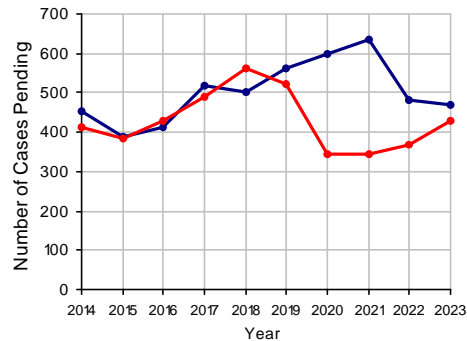


Clearance Rate, 2014-2023



Note: Clearance Rate = Cases Processed / New Cases Filed

Cases Pending at the End of Year, 2014-2023



Lehigh County

2023 Population estimate: 377,754

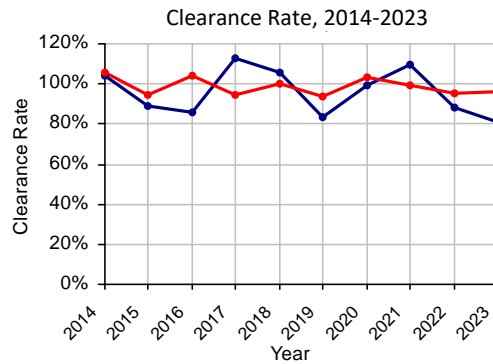
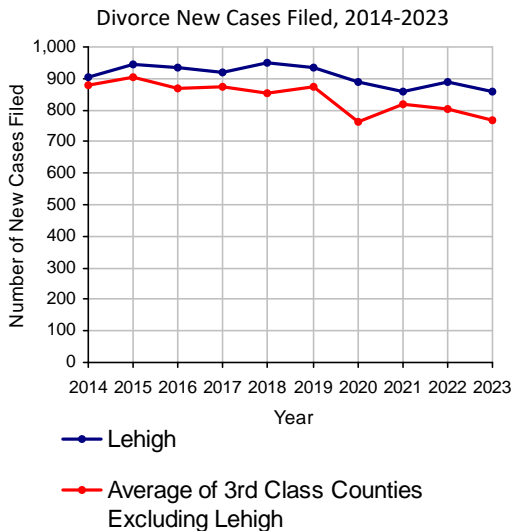
Class of County: 3rd

No. of Common Pleas Court Judgeships: 10

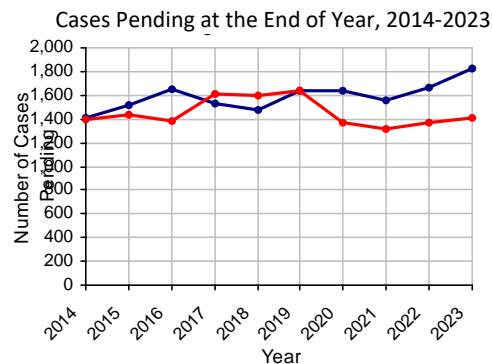


2023 Divorce

	No. of Petitions	
Cases Pending 1/1/2023	1,666	
New Cases Filed in 2023	860	
Cases Available for Processing	2,526	
Processed By:		
Contested Before a Judge	0	
Contested Before a Non-Judicial Officer	96	13.8%
Uncontested	489	70.4%
Administrative Review/Purge	106	15.3%
Other	4	0.6%
Cases Processed	695	100.0%
Cases Pending 12/31/2023	1,831	



Note: Clearance Rate = Cases Processed / New Cases Filed



Lehigh County

2023 Population estimate: 377,754

Class of County: 3rd

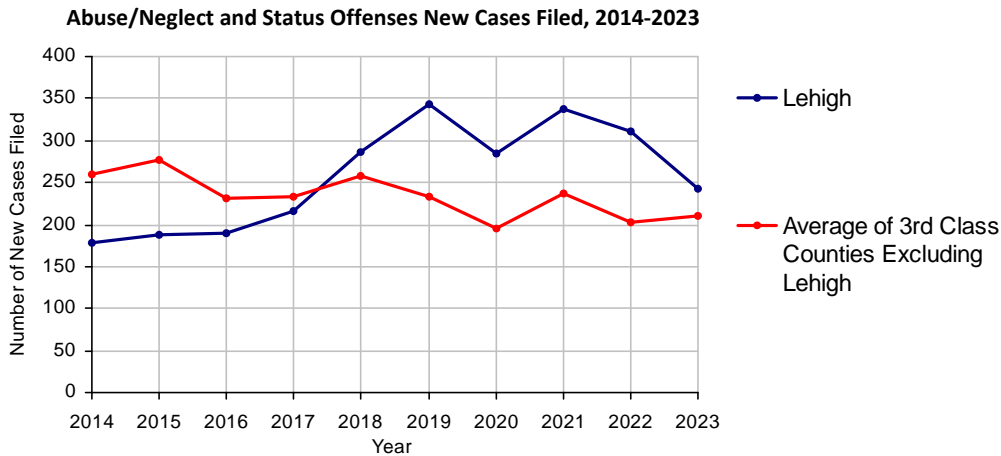
No. of Common Pleas Court Judgeships: 10



2023 Juvenile Dependency - Petitions Pending Adjudication

	Abuse/ Neglect	Status Offenses	Total
Cases Pending 1/1/2023	74	1	75
New Petitions Filed in 2023	242	0	242
Other	55	0	55
Total Petitions Available for Processing	371	1	372
Processed by:			
Adjudicated Dependent			
Judge	21	0	21
Juvenile Court Hearing Officer	174	1	175
Adjudicated NOT Dependent			
Judge	4	0	4
Juvenile Court Hearing Officer	2	0	2
Withdrawn/Dismissed/Inactive	120	0	120
Other	0	0	0
Total Petitions Processed	321	1	322
Cases Pending 12/31/2023	50	0	50

Data provided by CPCMS

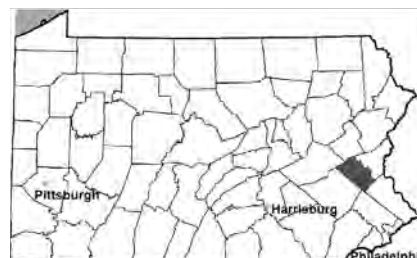


Lehigh County

2023 Population estimate: 377,754

Class of County: 3rd

No. of Common Pleas Court Judgeships: 10



2023 Juvenile Dependency - Adjudicated Dependent Inventory

	Abuse/ Neglect	Status Offenses	Total
Cases Pending 1/1/2023	367	2	369
New Adjudicated Dependent Cases	195	1	196
Other	3	0	3
Total Adjudicated Dependent Cases	565	3	568

Court Supervision Terminated:

Family Reunification	49	24.5%	0	49	24.1%
Adoption	28	14.0%	0	28	13.8%
Placement with a Relative/Guardian	102	51.0%	3	105	51.7%
Aged Out	17	8.5%	0	17	8.4%
Other Permanency Outcomes*	3	1.5%	0	3	1.5%
Other**	1	0.5%	0	1	0.5%

Total Adjudicated Dependent Cases Terminated	200	100.0%	3	100.0%	203	100.0%
---	------------	---------------	----------	---------------	------------	---------------

Cases Pending 12/31/2023	365		0		365
---------------------------------	------------	--	----------	--	------------

Data provided by CPCMS

* Other Permanency Outcomes include: adjudicated delinquent, death due to natural causes, emancipation, permanent living arrangement, and parent has come forward.

** Other includes cases where court supervision is terminated due to transfer out of jurisdiction, withdrawal and administrative closure.

Lehigh County

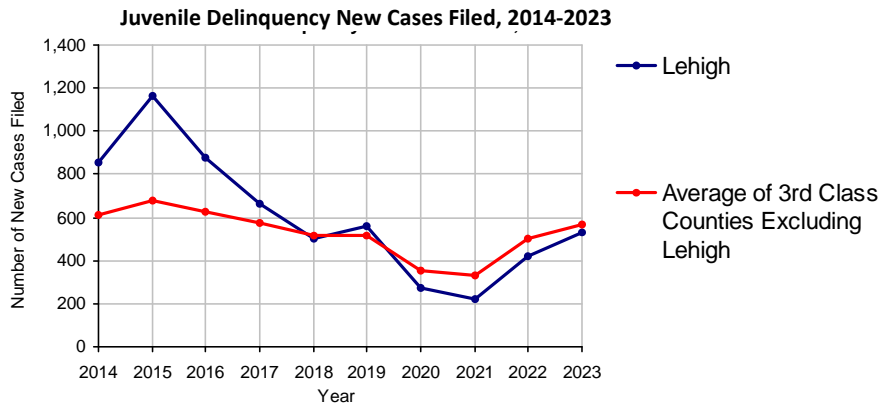
2023 Population estimate: 377,754
 Class of County: 3rd
 No. of Common Pleas Court Judgeships: 10



2023 Juvenile Delinquency - Cases Pending Disposition

Begin Pending	155
New Cases	527
Consent Decree Revoked	12
Informal Adjustment Program Revoked	0
Alternative Program Revoked	0
Warrant Returned	5
Other	121
Total Cases Available for Disposition	820
Warrant Issued	5
Disposed by:	
Adjudicated Delinquent by a Judge	112
Adjudicated Delinquent by a Juvenile Court Hearing Officer	113
Consent Decree Entered	206
Informal Adjustment Program Entered	68
Warned and Counseled (Pre-Petition)	11
Dismissed/Withdrawn/Transferred	83
Transferred to Criminal Court	0
Other	68
Total Cases Disposed	661
End Pending	154

Data provided by CPCMS



Lehigh County

2023 Population: 377,754
 Class of County: 3rd
 No. of Common Pleas Judgeships: 10

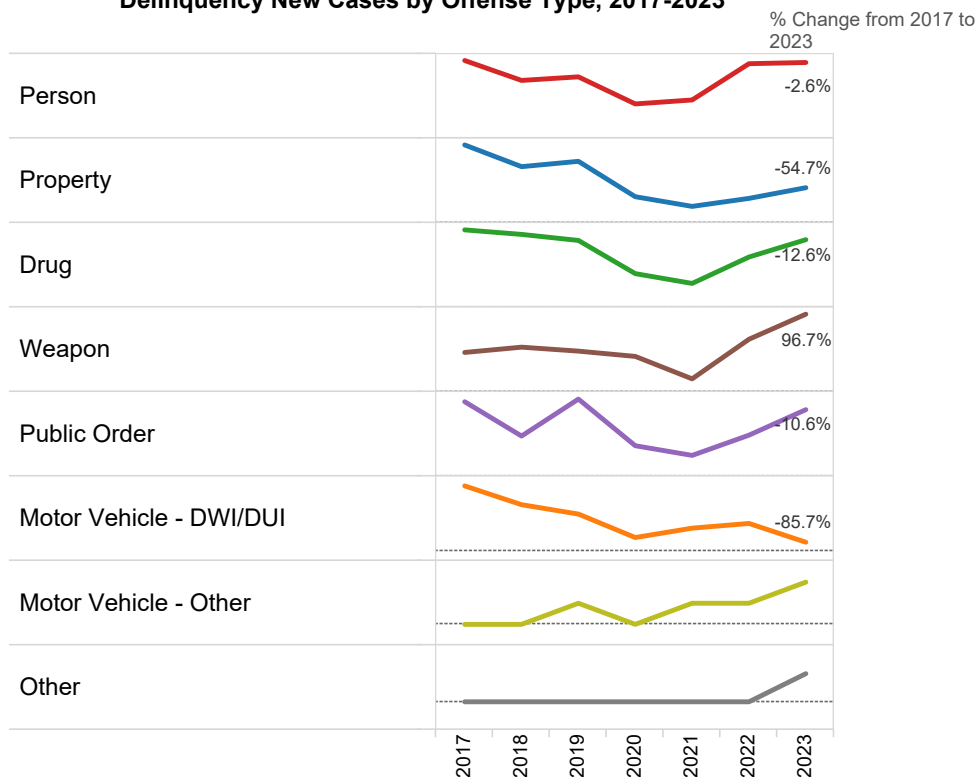


2023 Delinquency - New Cases by Offense Type

Case Type	Felony	Misdemeanor	Summary	Total	
Person	38	153	0	191	36.2%
Property	50	56	0	106	20.1%
Drug	9	81	0	90	17.1%
Weapon	11	48	0	59	11.2%
Public Order	20	56	0	76	14.4%
Motor Vehicle - DWI/DUI	0	2	0	2	0.4%
Motor Vehicle - Other	0	2	0	2	0.4%
Other	0	1	0	1	0.2%
Total	128	399	0	527	100.0%
	24.3%	75.7%	0.0%	100.0%	

Data provided by CPCMS

Delinquency New Cases by Offense Type, 2017-2023

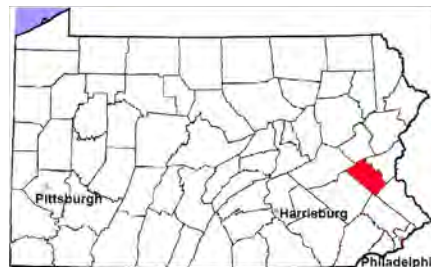


Lehigh County

2023 Population estimate: 377,754

Class of County: 3rd

No. of Common Pleas Court Judgeships: 10



2023 Juvenile Delinquency - Formal Dispositions

Begin Pending	213
Adjudicated Delinquent by a Judge	112
Adjudicated Delinquent by a Juvenile Court Hearing Officer	113
Warrant Returned	2
Other	30
Total Adjudicated Delinquent Cases	470
Warrant Issued	9
Court Supervision Terminated:	
Conditions Satisfied	84
Compelling Reasons	99
Reached Age 21	7
Transferred to Another Juvenile Court	0
Other	25
Total Adjudicated Delinquent Cases Terminated	215
End Pending	246

(R) - Revised

Data provided by CPCMS

Lehigh County

2023 Population estimate: 377,754
 Class of County: 3rd
 No. of Common Pleas Court Judgeships: 10

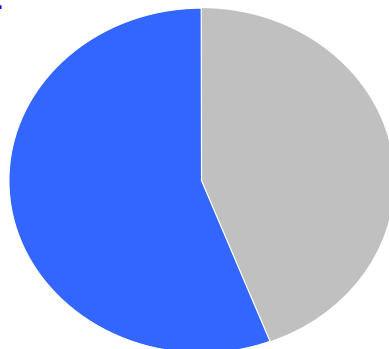


2023 Juvenile Delinquency - Informal Dispositions

Pending Consent Decrees	73
Pending Informal Adjustments	10
New Consent Decrees	206
New Informal Adjustments	50
Warrant Returned	0
Other	0
Cases Informally Disposed	339
Warrant Issued	0
Terminated by:	
Consent Decree Completed	133
Informal Adjustment Completed	37
Consent Decree Revoked	12
Informal Adjustment Program Revoked	0
Other	53
Total Informally Disposed Cases Terminated	235
End Pending	104

(R) - Revised
 Data provided by CPCMS

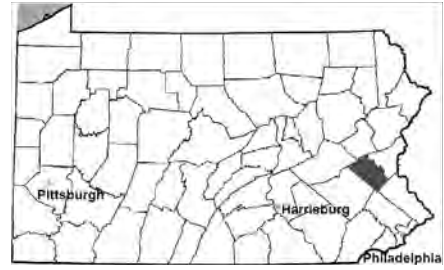
Informal Dispositions: **56%**



Delinquency Cases are disposed either formally, at a proceeding held before a judge or hearing officer, or informally without a proceeding. Informal dispositions include informal adjustments supervised by a juvenile probation officer; consent decrees agreed upon with the District Attorney after a petition is filed; or other pre-petition process by the juvenile probation department.

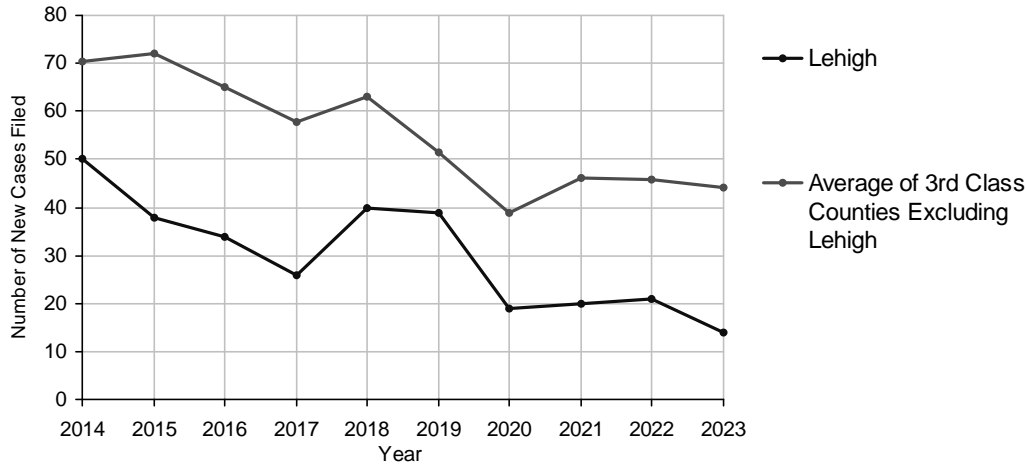
Lehigh County

2023 Population estimate: 377,754
 Class of County: 3rd
 No. of Common Pleas Court Judgeships: 10



2023 Accounts	No. of Cases	
Cases Pending 1/1/2023	6	
New Cases Filed in 2023	14	
Cases Available for Processing	20	
Processed By:		
Contested before a Judge	2	12.5%
Contested before a Non-Judicial Officer	0	
Uncontested	10	62.5%
Other	4	25.0%
Cases Processed	16	100.0%
Cases Pending 12/31/2023	4	

Accounts New Cases Filed, 2014-2023



Lehigh County

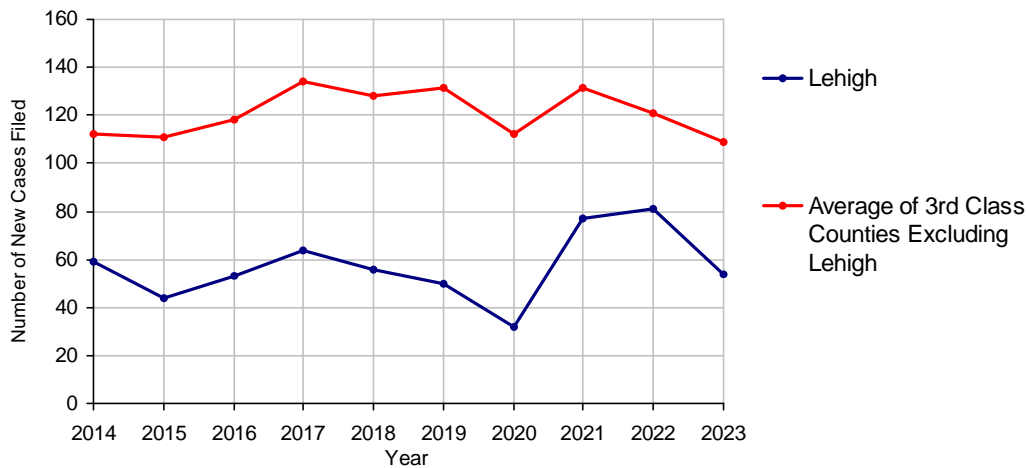
2023 Population estimate: 377,754
 Class of County: 3rd
 No. of Common Pleas Court Judgeships: 10



2023 Adoptions

		No. of Cases	
Cases Pending 1/1/2023		12	
New Cases Filed in 2023		54	
Cases Available for Processing		66	
Processed By:			
Contested before a Judge	Granted	0	
	Denied	0	
Uncontested	Granted	53	89.8%
	Denied	0	
Other		6	10.2%
Cases Processed		59	100.0%
Cases Pending 12/31/2023		7	

Adoptions New Cases Filed, 2014-2023



Lehigh County

2023 Population estimate: 377,754

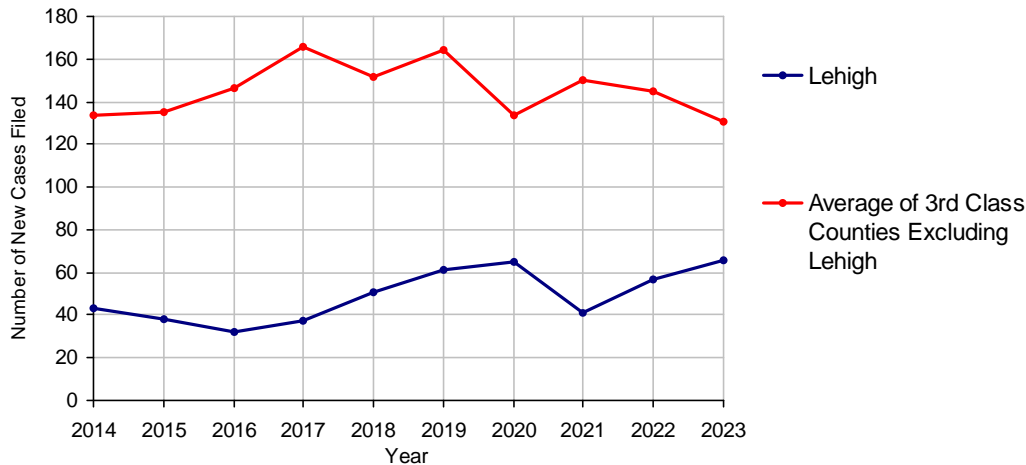
Class of County: 3rd

No. of Common Pleas Court Judgeships: 10



2023 Relinquishments/Terminations	No. of Cases	
Cases Pending 1/1/2023	28	
New Cases Filed in 2023	66	
Cases Available for Processing	94	
Processed By:		
Contested before a Judge	11	20.0%
Uncontested	34	61.8%
Other	10	18.2%
Cases Processed	55	100.0%
Cases Pending 12/31/2023	39	

Relinquishments/Terminations New Cases Filed, 2014-2023

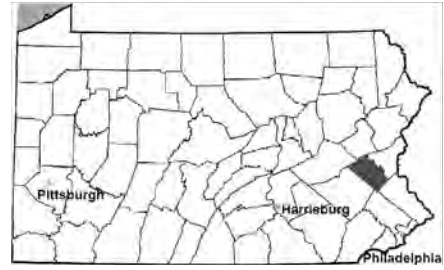


Lehigh County

2023 Population estimate: 377,754

Class of County: 3rd

No. of Common Pleas Court Judgeships: 10

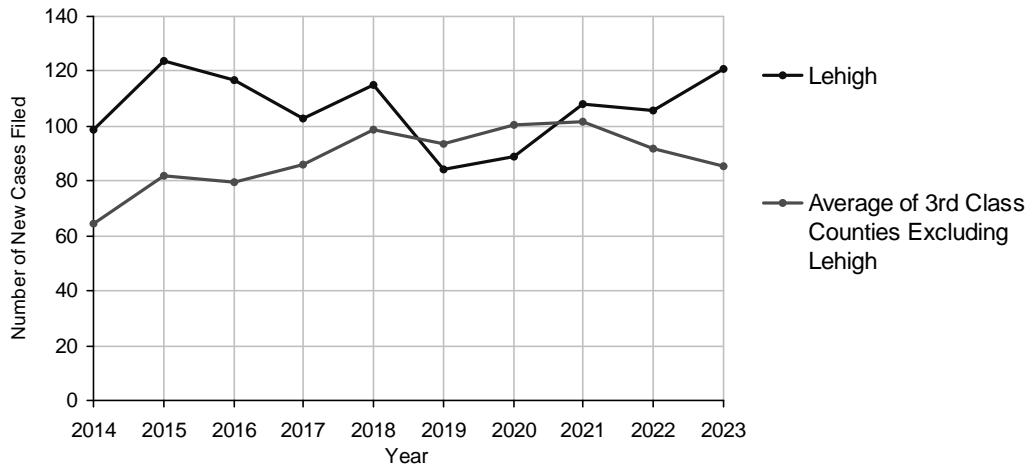


2023 Appointment of Guardians

No. of Cases

Cases Pending 1/1/2023	30
New Cases Filed in 2023	121
Cases Available for Processing	151
Processed By:	
Contested before a Judge	18 13.8%
Uncontested	94 72.3%
Other	18 13.8%
Cases Processed	130 100.0%
Cases Pending 12/31/2023	21

Appointment of Guardians New Cases Filed, 2014-2023



Lehigh County

2023 Population estimate: 377,754
 Class of County: 3rd
 No. of Common Pleas Court Judgeships: 10



2023 Jury Yield and Utilization

Jury Yield

Qualification Questionnaires/Summonses Mailed:	46,040	A		
Returned Undeliverable:	3,841	B	8.3%	Of Qualification Questionnaires/ Summonses Mailed
Not Responded to:	6,692	C	14.5%	
the Number of Prospective Jurors:				
Disqualified:	7,887	D	17.1%	
Exempted:	800	E	1.7%	
Excused:	6,577	F	14.3%	
Deferred to New Term:	3,852	G	8.4%	
Deferred from Previous Term:	3,728	H	8.1%	
Total Number of Qualified Jurors Available for Service:	20,119	I	43.7%	

$I = A - B - C - D - E - F - G + H$

Jury Utilization

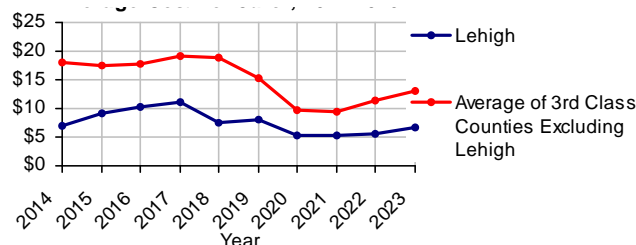
the Number of Jurors:			
Reporting for Service:	4,034	20.1%	Of Jurors Qualified and Available
Told Not to Report for Service:	15,649	77.8%	
Sent to Courtroom for Jury Selection (Voir Dire):	3,084	76.5%	Of Jurors Reporting for Service
Impaneled or Sworn (jurors/alternates):	678	16.8%	
Removed for Cause/Hardship:	691		
Removed by Peremptory Challenge:	642		
Number of Jury Trials Started:	48		
Pool Days:	56		
Zero Panel Days:	13	23.2%	(Of Pool Days)

Jury Costs

Total Annual Budget for Juror Operations:	\$301,047.00	J
Average Cost Per Juror:	\$6.54	K

$K = J/A$

Average Cost Per Juror, 2014-2023



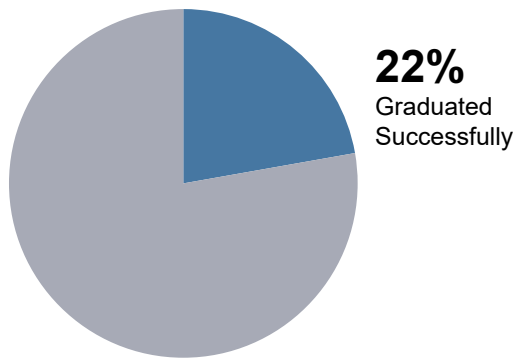
Lehigh County

2023 Problem Solving Courts

9 Discharges

19 Admissions

Of All Court Participants Discharged:



Adult Drug Court

19

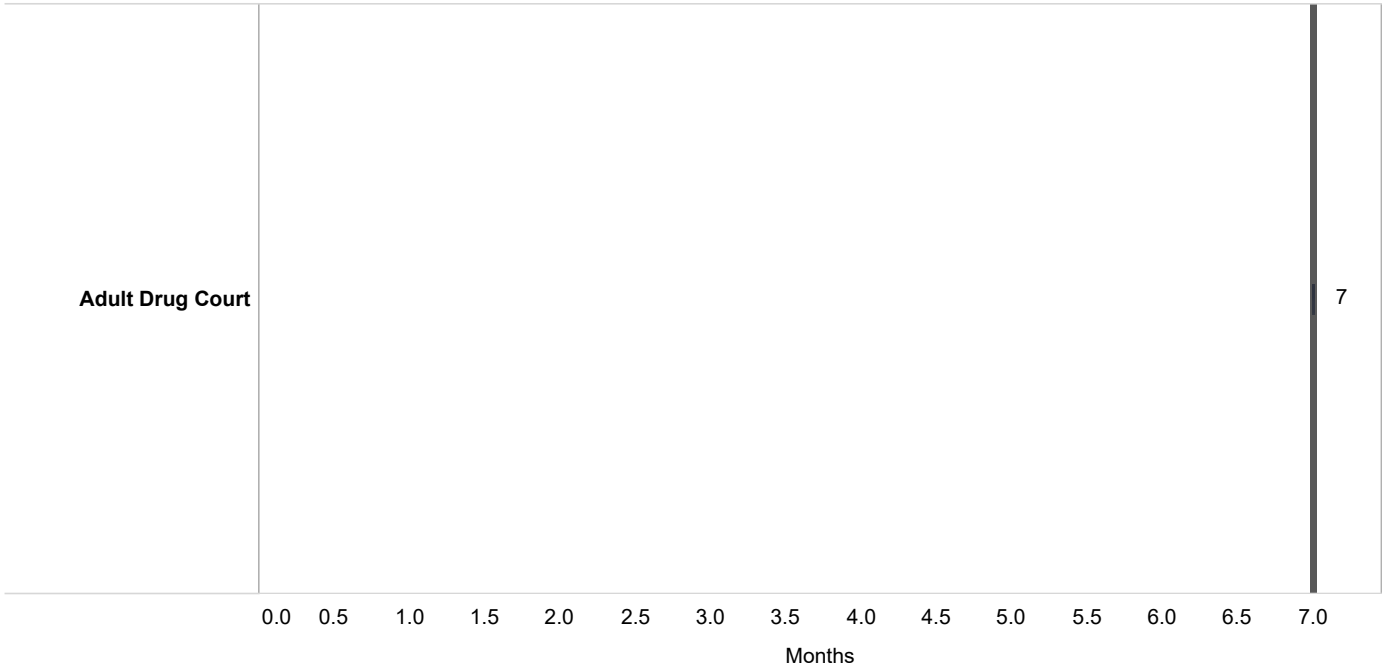
Discharge Reason

	Successfully Completed	Unsuccessful/New Offense	Unsuccessful /Non-Compliant	Other	Total Discharges
Adult Drug Court	2 (22.2%)	2 (22.2%)	3 (33.3%)	2 (22.2%)	9 (100.0%)

Lehigh County

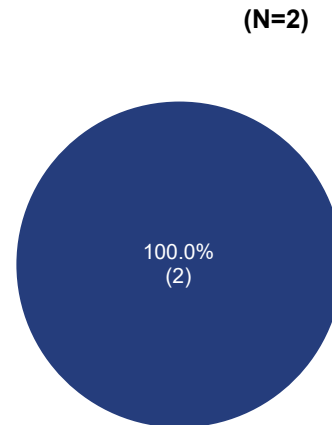
2023 Problem Solving Courts

Median Months from Admission to Discharge



Among successful graduates, there was a increase in employment.

100% of the employed successful graduates were employed full time:



11% (1) of all participants have improved in **education level** at discharge.

■ Employed Full Time

DEPARTMENT OF RESEARCH & STATISTICS

KIM NIEVES, PH.D.

DIRECTOR

ANDREW GINDER, MPA

ASSISTANT DIRECTOR

YAN LIU, M.S.

SENIOR STATISTICAL ANALYST

SASANKA ADIKARI, PH.D

DATA SCIENTIST

AMANDA PEREIRA

RESEARCH ASSISTANT