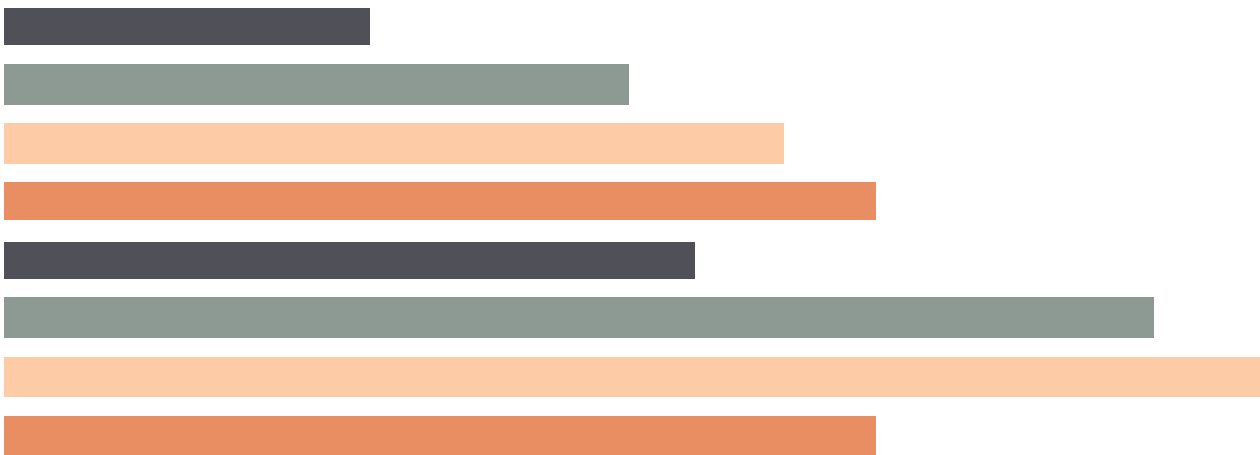
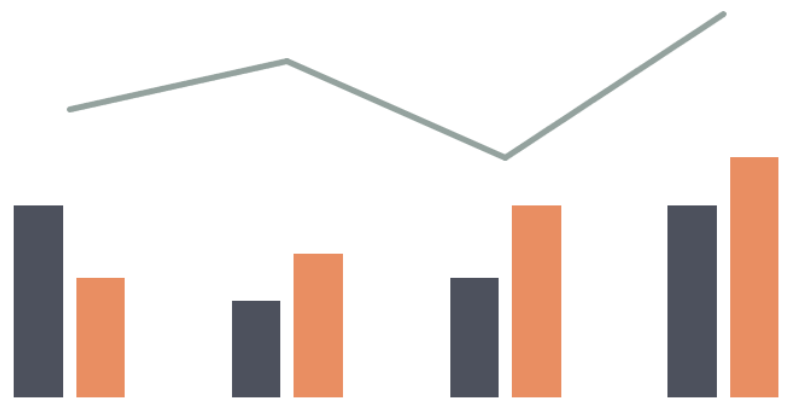


2023 Lebanon County

Court of Common Pleas
Caseload Statistics for



We are pleased to provide you with a copy of the 2023 County Caseload Display pages. They can also be viewed on the AOPC webpage at www.pacourts.us in the *News & Statistics* section under *Research & Statistics*.

Should you have any questions or comments, please do not hesitate to contact me at 717.231.3300 .

Sincerely,

A handwritten signature in black ink, appearing to read "Sasanka", is written over a horizontal line. The signature is fluid and cursive.

Sasanka Adikari, Ph.D.
Data Scientist
Department of Research and Statistics

Table of Contents

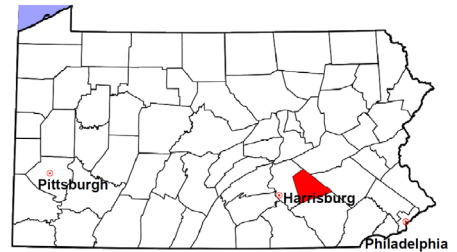
CPCMS Criminal	Page 1
CPCMS Criminal - New Cases by Case Type.....	Page 2
Civil.....	Page 3
Civil - Docketed Cases Listed by Case Type.....	Page 4
Protection From Abuse	Page 5
Spousal & Child Support and Paternity	Page 6
Custody/Partial Custody/Visitation.....	Page 7
Divorce	Page 8
Juvenile Dependency - Active Dependent Inventory	Page 9
Juvenile Dependency - Adjudicated Dependent Inventory	Page 10
Juvenile Delinquency - Cases Pending Disposition.....	Page 11
Juvenile Delinquency - New Cases by Case Type	Page 12
Juvenile Delinquency - Formal Dispositions	Page 13
Juvenile Delinquency - Informal Dispositions	Page 14
Accounts.....	Page 15
Adoptions.....	Page 16
Relinquishments/Terminations	Page 17
Appointment of Guardians	Page 18
Jury Yield and Utilization	Page 19
Problem Solving Courts.....	Pages 20-21

Lebanon County

2023 Population estimate: 144,252

Class of County: 5th

No. of Common Pleas Court Judgeships: 4



2023 Criminal	No. of Cases
---------------	--------------

Cases Pending 1/1/2023	920
New Cases Filed in 2023	1,533
Reopened Cases	127
Cases Available for Processing	2,580

Processed by:

Withdrawn/Dismissed	54	3.3%
Diversionsary Disposition*	351	21.3%
Guilty Plea	1,042	63.2%
Non-Jury Trial	10	0.6%
Jury Trial	19	1.2%
Inactive	168	10.2%
Other	6	0.4%
Total Cases Processed	1,650	100.0%

Cases Pending 12/31/2023 **930**

Cases Awaiting Sentencing 170

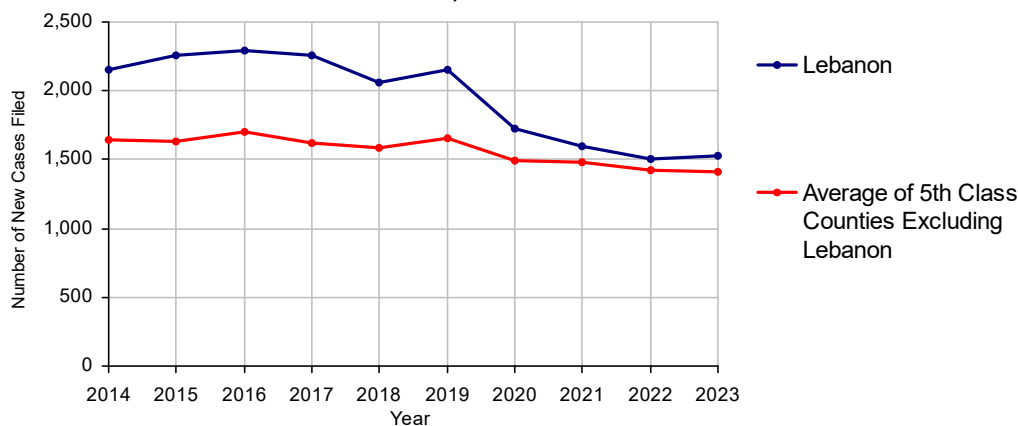
Data provided by CPCMS

* Includes other diversionsary programs such as Veterans Court.

Age of Pending Cases as of 12/31/2023

0-60 Days	221	23.8%
61-120 Days	224	24.1%
121-180 Days	150	16.1%
181-240 Days	82	8.8%
241-300 Days	87	9.4%
301-360 Days	57	6.1%
Over 360 Days	109	11.7%
Total	930	100.0%

Criminal New Cases, 2014-2023



Lebanon County

2023 Population: 144,252
 Class of County: 5th
 No. of Common Pleas Judgeships: 4

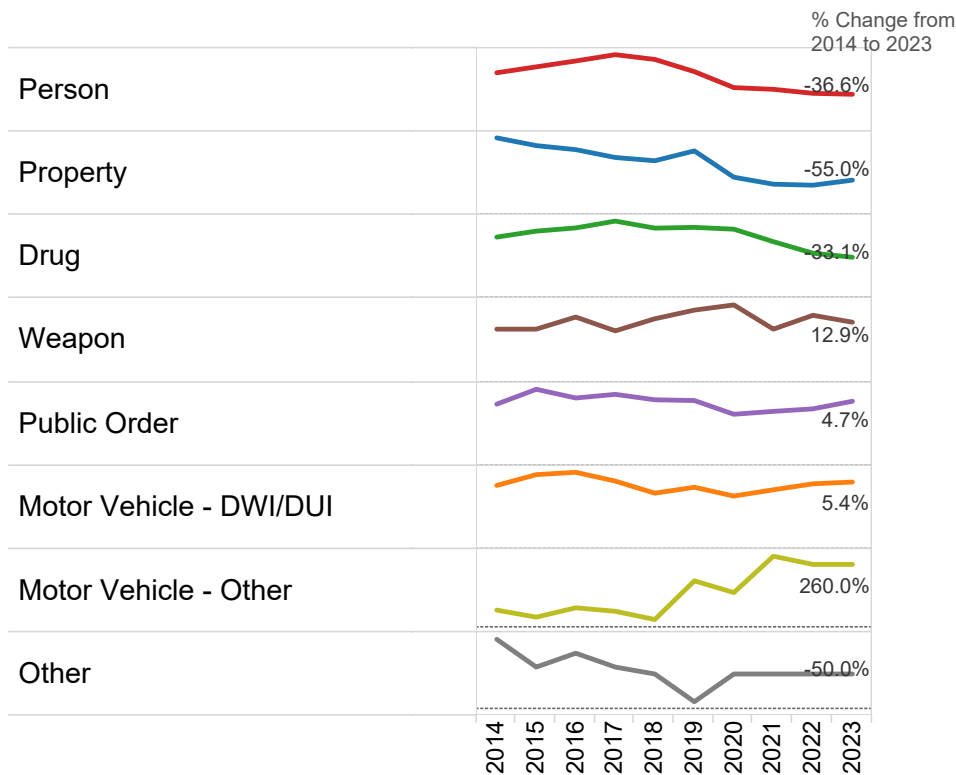


2023 Criminal - New Cases by Offense Type

Case Type	Felony	Misdemeanor	Summary	Total	
Person	61	135	0	196	12.8%
Property	138	171	0	309	20.2%
Drug	46	336	0	382	24.9%
Weapon	25	10	0	35	2.3%
Public Order	42	137	0	179	11.7%
Motor Vehicle - DWI/DUI	18	355	0	373	24.3%
Motor Vehicle - Other	1	44	9	54	3.5%
Other	5	0	0	5	0.3%
Total	336	1,188	9	1,533	100.0%
	21.9%	77.5%	0.6%	100.0%	

Data provided by CPCMS

Criminal New Cases by Offense Type, 2014-2023

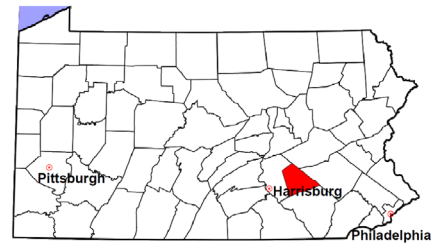


Lebanon County

2023 Population estimate: 144,252

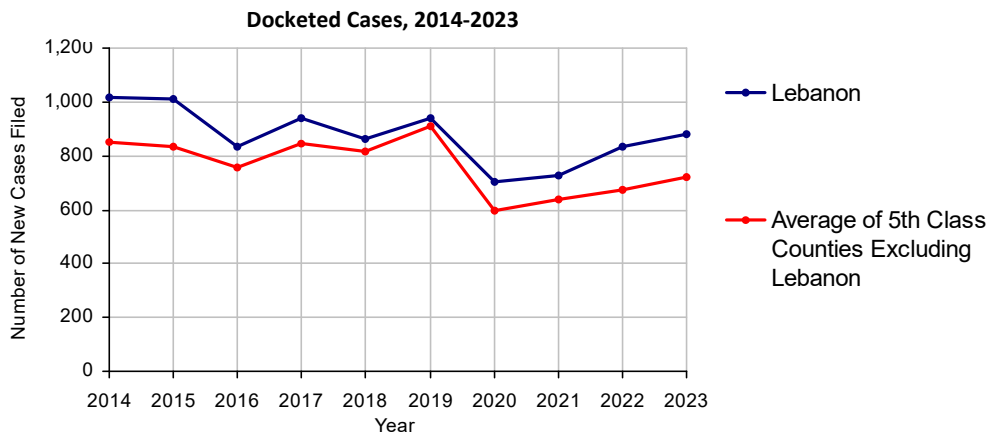
Class of County: 5th

No. of Common Pleas Court Judgeships: 4



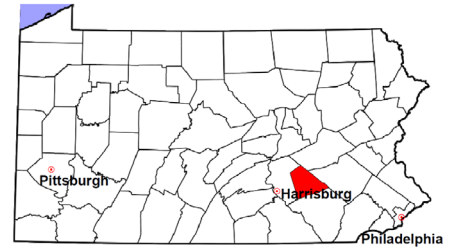
2023 Civil	Civil Action	Other	Total
Cases Pending 1/1/2023	1,006	396	1,402
Docketed Cases	569	310	879
Arbitration Appeals	3	0	3
Transferred In	1	1	2
Returned to Active	4	3	7
Cases Available for Processing	1,583	710	2,293
Processed By:			
Default Judgments	255	107	362
Cases Decided by Arbitration Board	22	3	25
Dispositive Motions	16	152	168
Settlements	185	79	264
Moved to Inactive Status	10	9	19
Transferred/Withdrawn	11	38	49
Dismissed/Discontinued	151	82	233
Administrative Purge	97	35	132
Other	9	25	34
Jury Trial	2	0	2
Non-Jury Trial	3	0	3
Total Cases Processed	761	530	1,291
Cases Pending 12/31/2023	822	180	1,002

Age of Pending Cases as of 12/31/2023 (Civil Action Only)		
0-6 months	370	45.0%
7-12 months	113	13.7%
13-18 months	94	11.4%
19-24 months	61	7.4%
25-30 months	21	2.6%
31-36 months	25	3.0%
37-42 months	24	2.9%
43-48 months	17	2.1%
49-54 months	18	2.2%
55-60 months	10	1.2%
61-66 months	9	1.1%
67-72 months	6	0.7%
Over 72 months	54	6.6%
Total	822	100.0%



Lebanon County

2023 Population estimate: 144,252
 Class of County: 5th
 No. of Common Pleas Court Judgeships: 4



2023 Civil - Docketed Cases Listed by Case Type

TORT	105	11.9%	REAL PROPERTY	194	22.1%
<i>(does not include mass tort)</i>			Ejectment*	9	
Intentional	3		Eminent Domain/Condemnation*	0	
Malicious Prosecution	1		Ground Rent	0	
Motor Vehicle	71		Landlord/Tenant Dispute	29	
Nuisance	0		Mortgage Foreclosure:		
Premise Liability	15		Residential*	113	
Product Liability	0		Commercial*	2	
Slander/Libel/Defamation	0		Partition of Real Property*	6	
Other	15		Quiet Title*	12	
MASS TORT	0		Other*	23	
Asbestos	0		CIVIL APPEALS	44	5.0%
Tobacco	0		<i>- Administrative Agencies</i>		
Toxic Tort - DES	0		Board of Assessment*	6	
Toxic Tort - Implant	0		Board of Elections*	1	
Toxic Waste	0		Dept. of Transportation*	31	
Other	0		Zoning Board*	2	
PROFESSIONAL LIABILITY	5	0.6%	Statutory Appeal - Other*	1	
Dental	0		Other*	3	
Legal	0		MISCELLANEOUS	101	11.5%
Medical Malpractice	5		Common Law/		
Other	0		Statutory Arbitration*	0	
CONTRACT	430	48.9%	Declaratory Judgment*	83	
<i>(does not include judgments)</i>			Mandamus*	0	
Buyer Plaintiff	2		Non-Domestic Relations		
Debt Collection: Credit Card	259		Restraining Order*	0	
Debt Collection: Other	135		Quo Warranto*	0	
Employment Dispute: Discrimination	3		Replevin*	4	
Employment Dispute: Other	2		Other*	14	
Other	29		TOTAL DOCKETED CASES:	879	100.0%

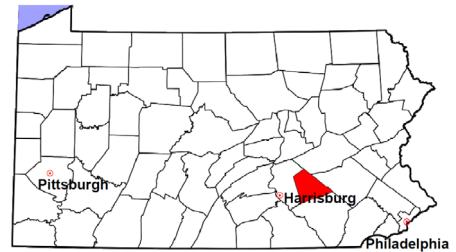
Of the Docketed Cases:

Pro Se Filings: 56 6.4% Class Action Suits: 3 0.3% MDJ Appeals: 56 6.4%

*Civil Other

Lebanon County

2023 Population estimate: 144,252
 Class of County: 5th
 No. of Common Pleas Court Judgeships: 4



2023 Protection From Abuse

**No. of
Petitions**

Cases Pending 1/1/2023	64
New Cases Filed in 2023	498
<i>Of these, Petitions Requesting Temporary Orders: 498 (100.0%)</i>	
<i>Temporary Orders DENIED: 64 (12.9%), Temporary Orders GRANTED: 434 (87.1%)</i>	

Cases Available for Processing 562

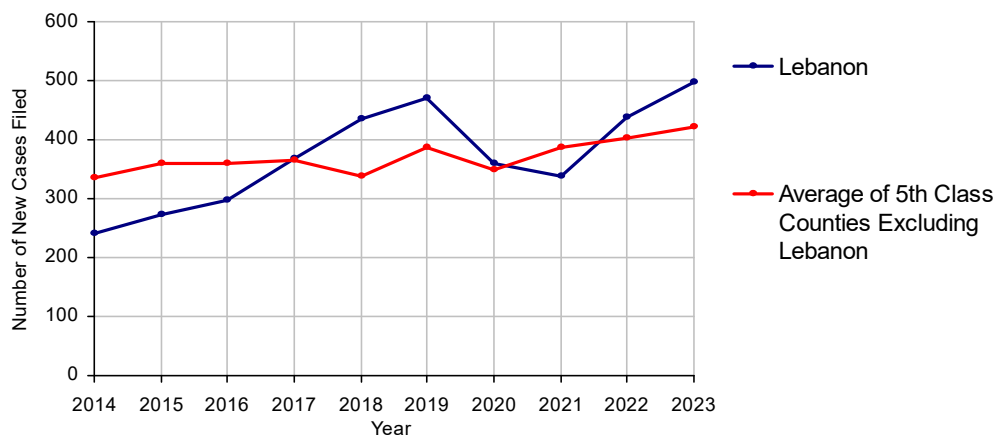
Processed By:

Temporary Order DENIED After Ex Parte Hearing and No Evidentiary Hearing Scheduled	46	9.3%
Temporary Order DISMISSED After Evidentiary Hearing and No Final Order Entered	10	2.0%
Final Order DENIED After Evidentiary Hearing Before a Judge or a Judicial Officer	20	4.1%
Final Order GRANTED After Evidentiary Hearing Before a Judge or a Judicial Officer	94	19.1%
Plaintiff Did Not Appear For Evidentiary Hearing	93	18.9%
Final Order by STIPULATION OR AGREEMENT Between the Parties	101	20.5%
Petition WITHDRAWN by Plaintiff	109	22.2%
TRANSFERRED to Another Jurisdiction	16	3.3%
Other	3	0.6%

Cases Processed 492 100.0%

Cases Pending 12/31/2023 70

PFA New Cases Filed, 2014-2023

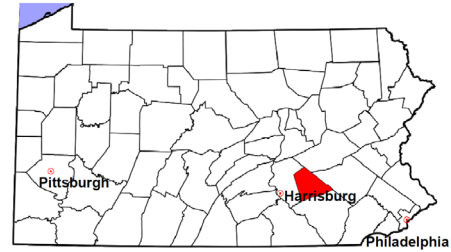


Lebanon County

2023 Population estimate: 144,252

Class of County: 5th

No. of Common Pleas Court Judgeships: 4



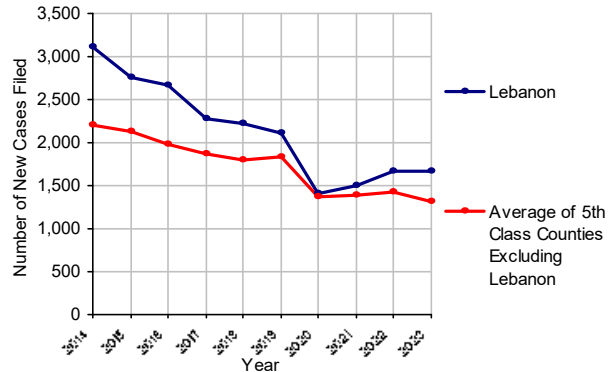
2023 Spousal & Child Support	No. of Petitions
Cases Pending 1/1/2023	403
New Cases Filed in 2023	1,671
Dockets Transferred In (+)	20
Dockets Transferred Out (-)	36
Cases Available for Processing	2,058
Processed By:	
Judge	31 1.8%
Intake Officer	1,337 79.6%
Hearing Officer	312 18.6%
Other	0
Cases Processed	1,680 100.0%
Cases Pending 12/31/2023	378

Data provided by PACSES

2023 Paternity	No. of Cases
Acknowledgements Filed:	
Non-Domestic Relations Section	239 86.3%
During Conference	38 13.7%
Non-Stipulated (post genetic test)	0
Pre-Trial Conference	0
Total	277 100.0%
Established:	
Stipulated by Genetic Tests	15 16.7%
Default - Father Failed to Appear	11 12.2%
Adjudication by Court Proceeding	0
Out of State	64 71.1%
Total	90 100.0%
Cases Pending 12/31/2023	48

Data provided by PACSES

Spousal & Child Support New Cases, 2014-2023



DEFINITIONS:

ACKNOWLEDGEMENTS FILED:

NON-DOMESTIC RELATIONS SECTION: The voluntary Acknowledgement of Paternity by the alleged father.
DURING CONFERENCE: The alleged father signed the Acknowledgement of Paternity-Waiver of Trial (PE-010) at the initial child support conference.
NON-STIPULATED (POST GENETIC TEST): The alleged father signed the Acknowledgement of Paternity-Waiver of Trial after genetic tests were conducted and resulted in the alleged father being determined to be the biological father.
PRE-TRIAL CONFERENCE: The alleged father signed the Acknowledgement of Paternity-Waiver of Trial at the pre-trial conference.

ESTABLISHED:

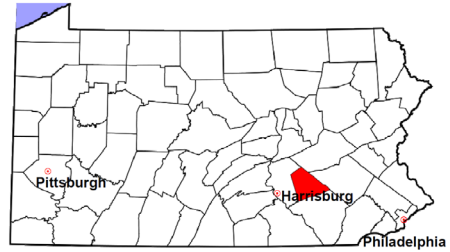
STIPULATED BY GENETIC TESTS: The alleged father requested genetic tests and signed a stipulation that if the test results had a 99% or higher probability of paternity then the alleged father would be stipulated as the biological father of the child.
DEFAULT - FATHER FAILED TO APPEAR: The alleged father failed to appear after being served for either a support conference, hearing, or genetic test and a default paternity order was entered by the court.
ADJUDICATION BY COURT PROCEEDING: The alleged father was determined to be the biological father of the child through a court proceeding.
OUT OF STATE: Paternity was established in another state, "Out of state only".

Lebanon County

2023 Population Estimate: 144,252

Class of County: 5th

No. of Common Pleas Court Judgeships: 4



2023 Custody/Partial Custody/Visitation

No. of Petitions

Cases Pending 1/1/2023	840
New Cases Filed in 2023	336
Cases Available for Processing	1,176

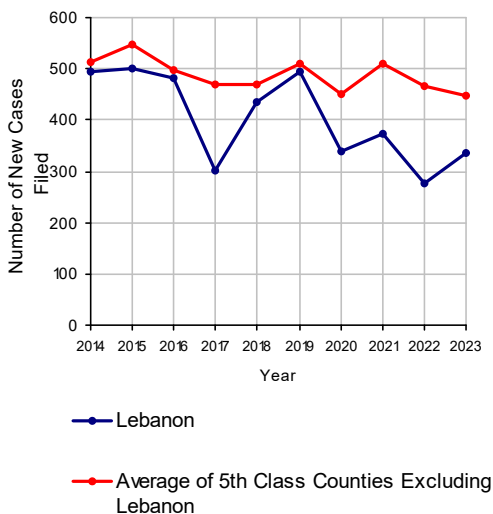
Processed By:

Judge	14	5.8%
Non-Judicial Officer	27	11.2%
Administrative Review/Purge	0	
Other	200	83.0%
Cases Processed	241	100.0%

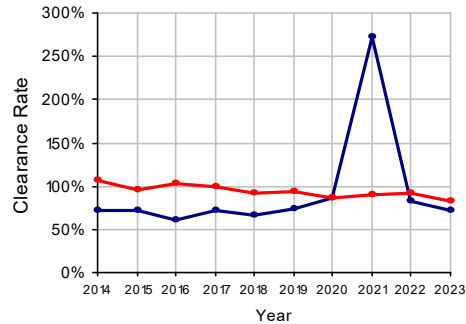
Cases Pending 12/31/2023

935

Custody/Partial Custody/Visitation New Cases Filed, 2014-2023

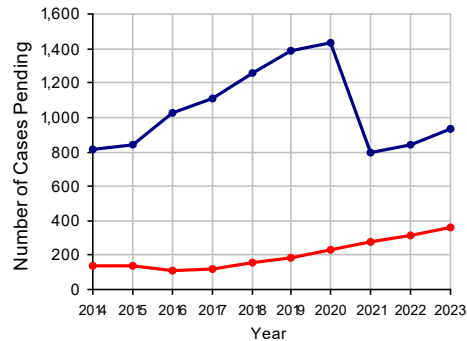


Clearance Rate, 2014-2023



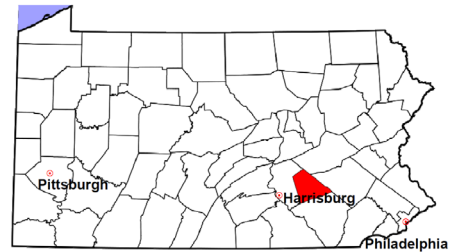
Note: Clearance Rate = Cases Processed / New Cases Filed

Cases Pending at the End of Year, 2014-2023



Lebanon County

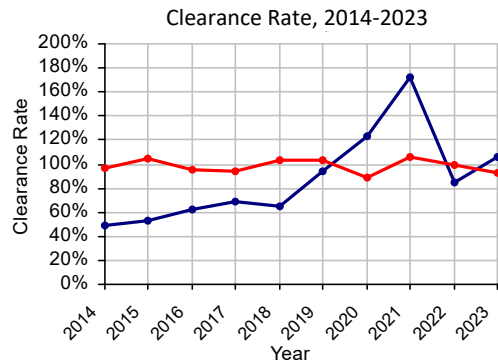
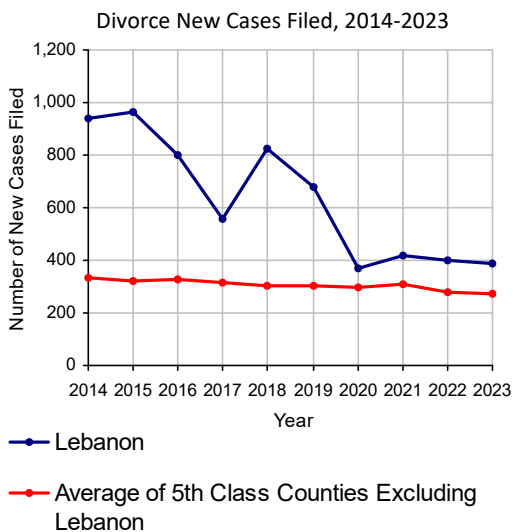
2023 Population estimate: 144,252
 Class of County: 5th
 No. of Common Pleas Court Judgeships: 4



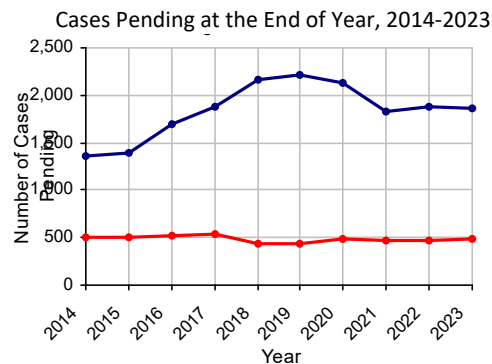
2023 Divorce

No. of Petitions

Cases Pending 1/1/2023	1,884	
New Cases Filed in 2023	385	
Cases Available for Processing	2,269	
Processed By:		
Contested Before a Judge	5	1.2%
Contested Before a Non-Judicial Officer	1	0.2%
Uncontested	325	79.3%
Administrative Review/Purge	71	17.3%
Other	8	2.0%
Cases Processed	410	100.0%
Cases Pending 12/31/2023	1,859	

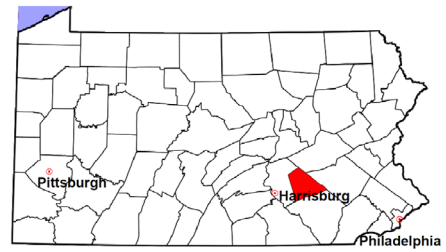


Note: Clearance Rate = Cases Processed / New Cases Filed



Lebanon County

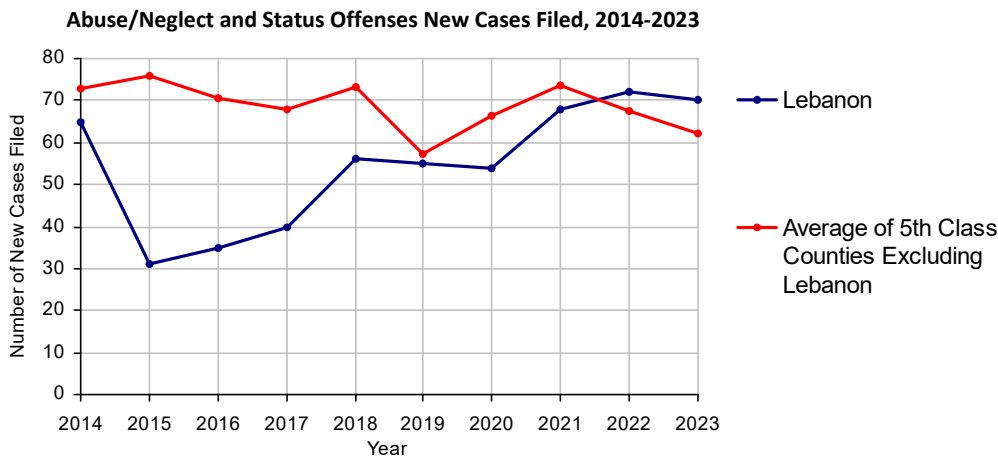
2023 Population estimate: 144,252
 Class of County: 5th
 No. of Common Pleas Court Judgeships: 4



2023 Juvenile Dependency - Petitions Pending Adjudication

	Abuse/ Neglect	Status Offenses	Total
Cases Pending 1/1/2023	8	0	8
New Petitions Filed in 2023	66	4	70
Other	6	0	6
Total Petitions Available for Processing	80	4	84
Processed by:			
Adjudicated Dependent			
Judge	53	3	56
Juvenile Court Hearing Officer	0	0	0
Adjudicated NOT Dependent			
Judge	0	0	0
Juvenile Court Hearing Officer	0	0	0
Withdrawn/Dismissed/Inactive	0	0	0
Other	8	0	8
Total Petitions Processed	61	3	64
Cases Pending 12/31/2023	19	1	20

Data provided by CPCMS

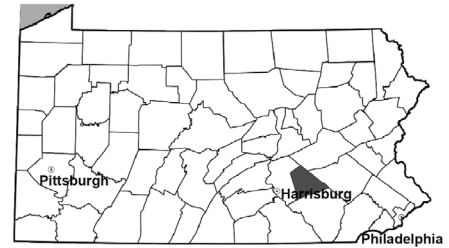


Lebanon County

2023 Population estimate: 144,252

Class of County: 5th

No. of Common Pleas Court Judgeships: 4



2023 Juvenile Dependency - Adjudicated Dependent Inventory

	Abuse/ Neglect		Status Offenses		Total	
Cases Pending 1/1/2023	131		31		162	
New Adjudicated Dependent Cases	53		3		56	
Other	5		0		5	
Total Adjudicated Dependent Cases	189		34		223	
<u>Court Supervision Terminated:</u>						
Family Reunification	12	15.8%	5	23.8%	17	17.5%
Adoption	35	46.1%	6	28.6%	41	42.3%
Placement with a Relative/Guardian	16	21.1%	6	28.6%	22	22.7%
Aged Out	9	11.8%	4	19.0%	13	13.4%
Other Permanency Outcomes*	0		0		0	
Other**	4	5.3%	0		4	4.1%
Total Adjudicated Dependent Cases Terminated	76	100.0%	21	100.0%	97	100.0%
Cases Pending 12/31/2023	113		13		126	

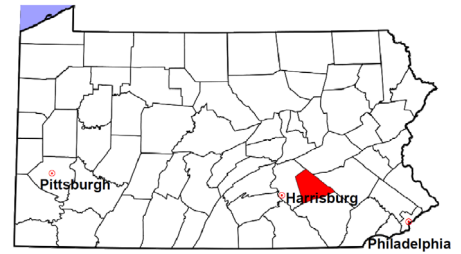
Data provided by CPCMS

* Other Permanency Outcomes include: adjudicated delinquent, death due to natural causes, emancipation, permanent living arrangement, and parent has come forward.

** Other includes cases where court supervision is terminated due to transfer out of jurisdiction, withdrawal and administrative closure.

Lebanon County

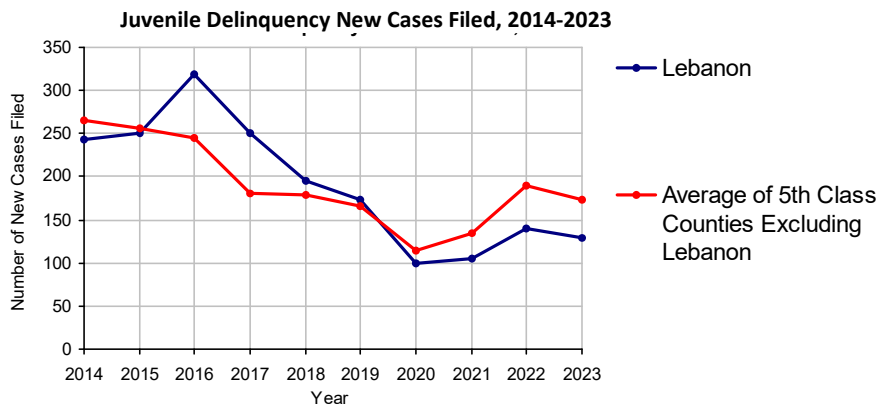
2023 Population estimate: 144,252
 Class of County: 5th
 No. of Common Pleas Court Judgeships: 4



2023 Juvenile Delinquency - Cases Pending Disposition

Begin Pending	95
New Cases	129
Consent Decree Revoked	3
Informal Adjustment Program Revoked	0
Alternative Program Revoked	0
Warrant Returned	1
Other	43
Total Cases Available for Disposition	271
Warrant Issued	11
Disposed by:	
Adjudicated Delinquent by a Judge	18
Adjudicated Delinquent by a Juvenile Court Hearing Officer	0
Consent Decree Entered	63
Informal Adjustment Program Entered*	57
Warned and Counseled (Pre-Petition)	0
Dismissed/Withdrawn/Transferred	6
Transferred to Criminal Court	0
Other	27
Total Cases Disposed*	171
End Pending	89

Data provided by CPCMS



Lebanon County

2023 Population: 144,252
 Class of County: 5th
 No. of Common Pleas Judgeships: 4

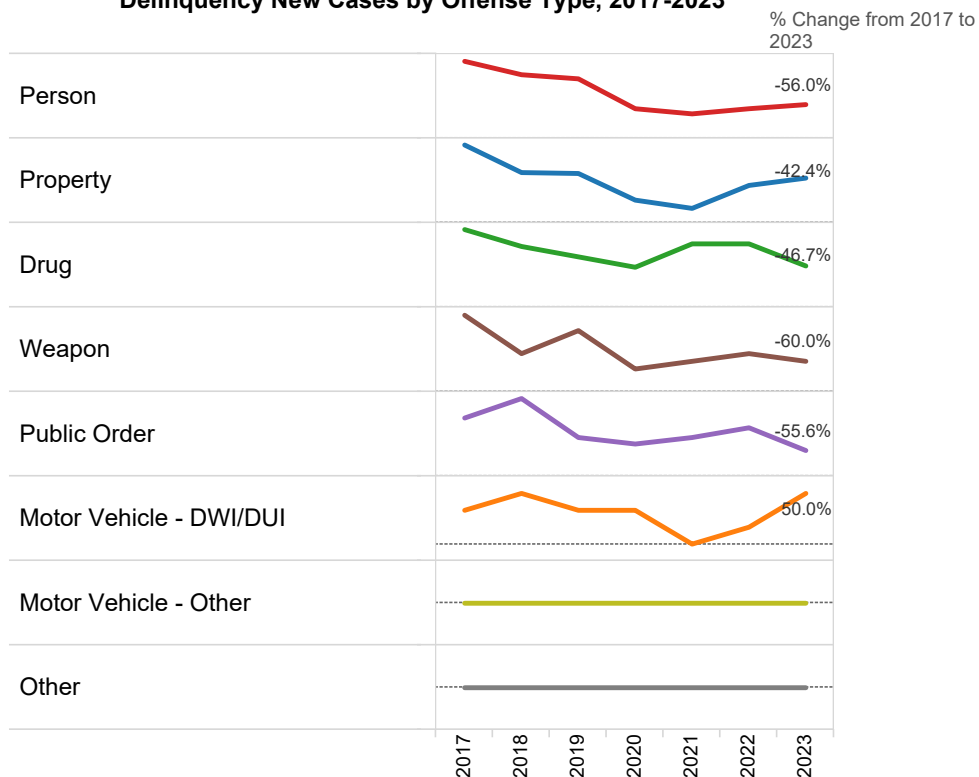


2023 Delinquency - New Cases by Offense Type

Case Type	Felony	Misdemeanor	Summary	Total	
Person	11	22	0	33	25.6%
Property	14	35	0	49	38.0%
Drug	1	31	0	32	24.8%
Weapon	1	3	0	4	3.1%
Public Order	2	6	0	8	6.2%
Motor Vehicle - DWI/DUI	0	3	0	3	2.3%
Motor Vehicle - Other	0	0	0	0	0.0%
Other	0	0	0	0	0.0%
Total	29	100	0	129	100.0%
	22.5%	77.5%	0.0%	100.0%	

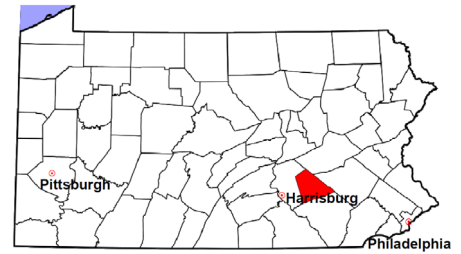
Data provided by CPCMS

Delinquency New Cases by Offense Type, 2017-2023



Lebanon County

2023 Population estimate: 144,252
Class of County: 5th
No. of Common Pleas Court Judgeships: 4



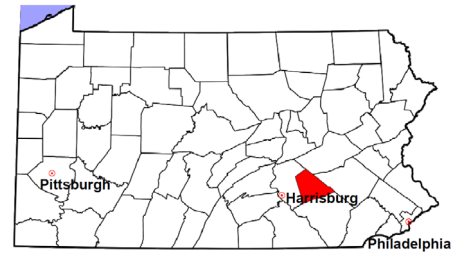
2023 Juvenile Delinquency - Formal Dispositions

Begin Pending	77
Adjudicated Delinquent by a Judge	18
Adjudicated Delinquent by a Juvenile Court Hearing Officer	0
Warrant Returned	1
Other	4
Total Adjudicated Delinquent Cases	100
Warrant Issued	2
Court Supervision Terminated:	
Conditions Satisfied	24
Compelling Reasons	19
Reached Age 21	0
Transferred to Another Juvenile Court	0
Other	5
Total Adjudicated Delinquent Cases Terminated	48
End Pending	50

(R) - Revised
Data provided by CPCMS

Lebanon County

2023 Population estimate: 144,252
Class of County: 5th
No. of Common Pleas Court Judgeships: 4

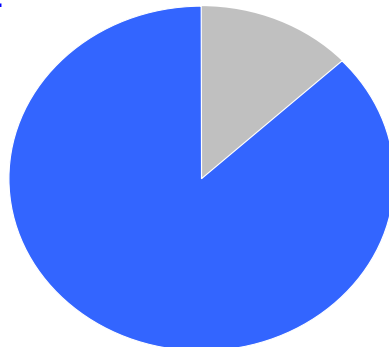


2023 Juvenile Delinquency - Informal Dispositions

Pending Consent Decrees	29
Pending Informal Adjustments	16
New Consent Decrees	63
New Informal Adjustments	57
Warrant Returned	1
Other	2
Cases Informally Disposed	168
Warrant Issued	1
Terminated by:	
Consent Decree Completed	22
Informal Adjustment Completed	43
Consent Decree Revoked	3
Informal Adjustment Program Revoked	0
Other	27
Total Informally Disposed Cases Terminated	95
End Pending	72

(R) - Revised
Data provided by CPCMS

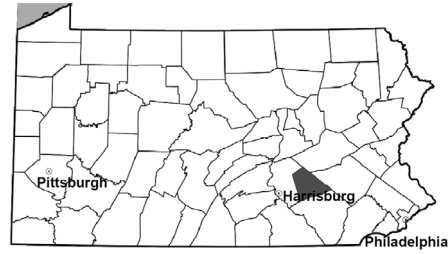
Informal Dispositions: **87%**



Delinquency Cases are disposed either formally, at a proceeding held before a judge or hearing officer, or informally without a proceeding. Informal dispositions include informal adjustments supervised by a juvenile probation officer; consent decrees agreed upon with the District Attorney after a petition is filed; or other pre-petition process by the juvenile probation department.

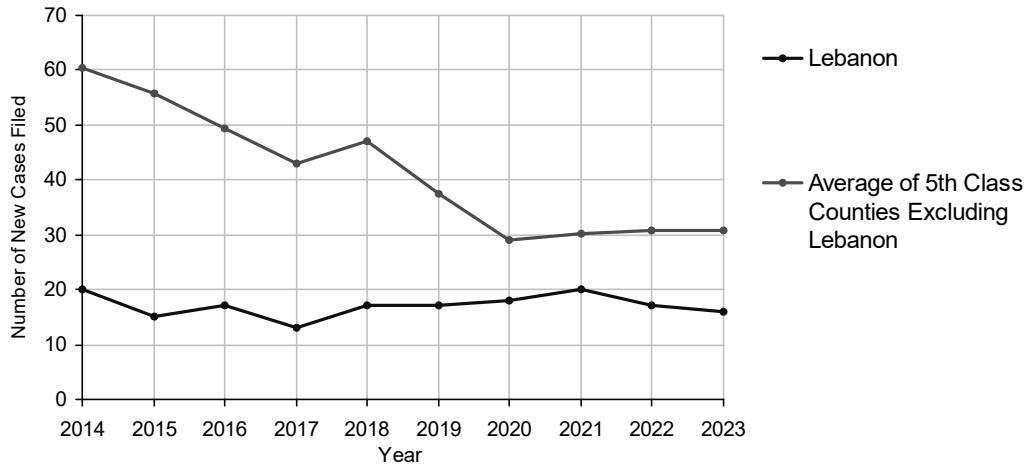
Lebanon County

2023 Population estimate: 144,252
 Class of County: 5th
 No. of Common Pleas Court Judgeships: 4



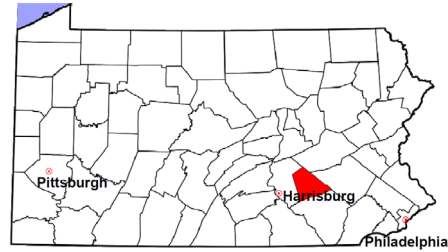
2023 Accounts	No. of Cases	
Cases Pending 1/1/2023	8	
New Cases Filed in 2023	16	
Cases Available for Processing	24	
Processed By:		
Contested before a Judge	0	
Contested before a Non-Judicial Officer	0	
Uncontested	13	100.0%
Other	0	
Cases Processed	13	100.0%
Cases Pending 12/31/2023	11	

Accounts New Cases Filed, 2014-2023



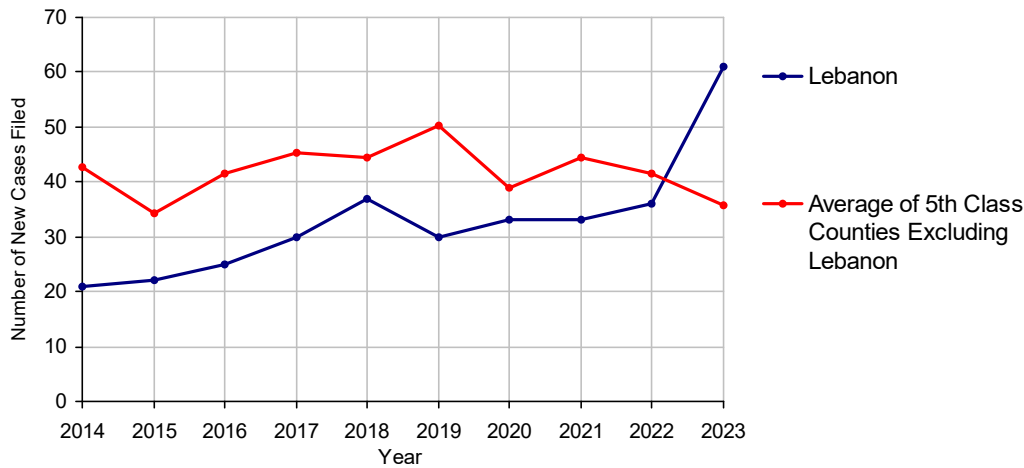
Lebanon County

2023 Population estimate: 144,252
 Class of County: 5th
 No. of Common Pleas Court Judgeships: 4



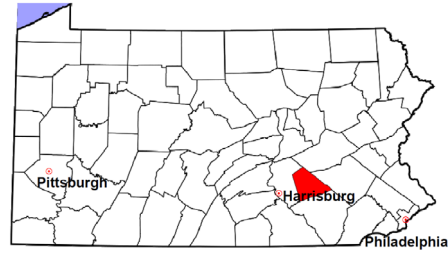
2023 Adoptions		No. of Cases	
Cases Pending 1/1/2023		4	
New Cases Filed in 2023		61	
Cases Available for Processing		65	
Processed By:			
Contested before a Judge	Granted	0	
	Denied	0	
Uncontested	Granted	62	96.9%
	Denied	0	
Other		2	3.1%
Cases Processed		64	100.0%
Cases Pending 12/31/2023		1	

Adoptions New Cases Filed, 2014-2023

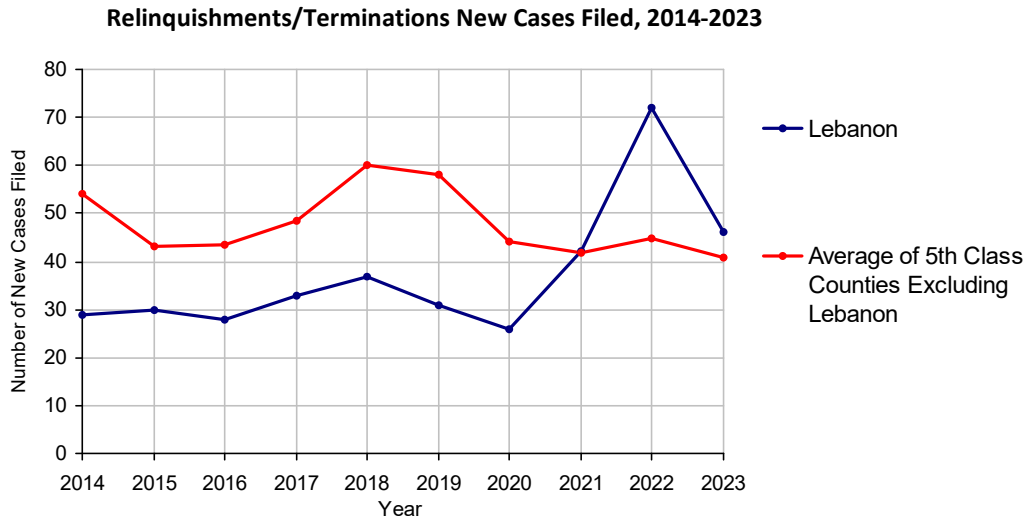


Lebanon County

2023 Population estimate: 144,252
 Class of County: 5th
 No. of Common Pleas Court Judgeships: 4

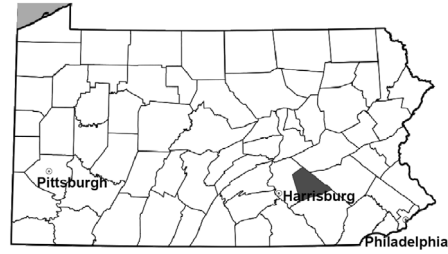


2023 Relinquishments/Terminations	No. of Cases
Cases Pending 1/1/2023	23
New Cases Filed in 2023	46
Cases Available for Processing	69
Processed By:	
Contested before a Judge	2 3.7%
Uncontested	49 90.7%
Other	3 5.6%
Cases Processed	54 100.0%
Cases Pending 12/31/2023	15



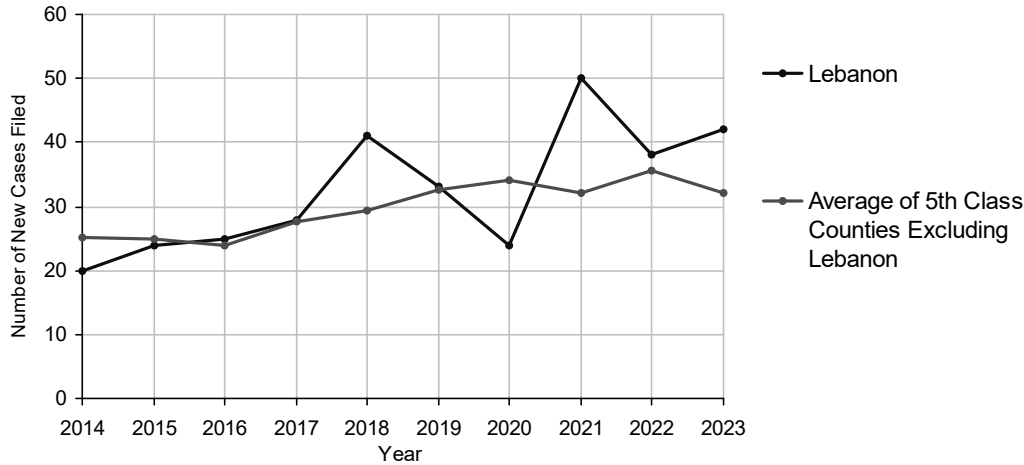
Lebanon County

2023 Population estimate: 144,252
 Class of County: 5th
 No. of Common Pleas Court Judgeships: 4



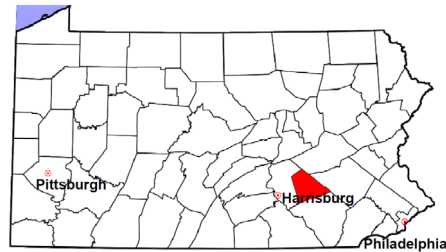
2023 Appointment of Guardians	No. of Cases	
Cases Pending 1/1/2023	12	
New Cases Filed in 2023	42	
Cases Available for Processing	54	
Processed By:		
Contested before a Judge	0	
Uncontested	39	84.8%
Other	7	15.2%
Cases Processed	46	100.0%
Cases Pending 12/31/2023	8	

Appointment of Guardians New Cases Filed, 2014-2023



Lebanon County

2023 Population estimate: 144,252
 Class of County: 5th
 No. of Common Pleas Court Judgeships: 4



2023 Jury Yield and Utilization

Jury Yield

Qualification Questionnaires/Summonses Mailed:	3,970	A		
Returned Undeliverable:	203	B	5.1%	Of Qualification Questionnaires/ Summonses Mailed
Not Responded to:	162	C	4.1%	
the Number of Prospective Jurors:				
Disqualified:	503	D	12.7%	
Exempted:	409	E	10.3%	
Excused:	366	F	9.2%	
Deferred to New Term:	441	G	11.1%	
Deferred from Previous Term:	425	H	10.7%	
Total Number of Qualified Jurors Available for Service:	2,311	I	58.2%	

$I = A - B - C - D - E - F - G + H$

Jury Utilization

the Number of Jurors:			
Reporting for Service:	871		37.7%
Told Not to Report for Service:	1,188		51.4%
Sent to Courtroom for Jury Selection (Voir Dire):	816		93.7%
Impaneled or Sworn (jurors/alternates):	295		33.9%
Removed for Cause/Hardship:	84		
Removed by Peremptory Challenge:	188		
Number of Jury Trials Started:	19		
Pool Days:	12		
Zero Panel Days:	3		25.0% (Of Pool Days)

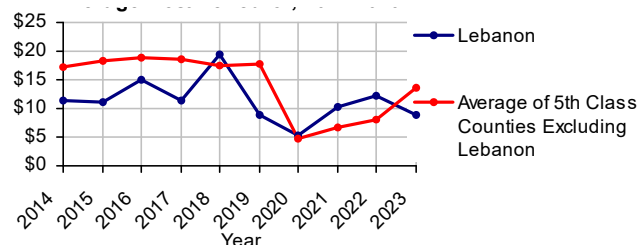
Of Jurors Qualified and Available
Of Jurors Reporting for Service

Jury Costs

Total Annual Budget for Juror Operations:	\$35,435.00	J
Average Cost Per Juror:	\$8.93	K

$K = J/A$

Average Cost Per Juror, 2014-2023




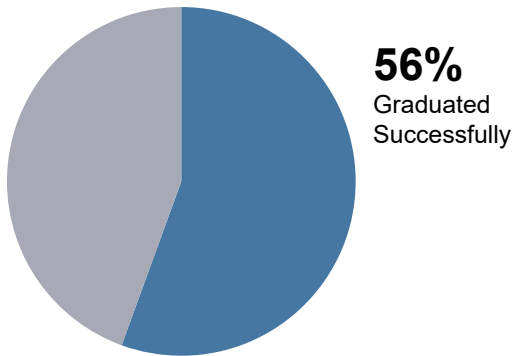
Lebanon County

2023 Problem Solving Courts

18 Discharges

48 Admissions

Of All Court Participants Discharged:

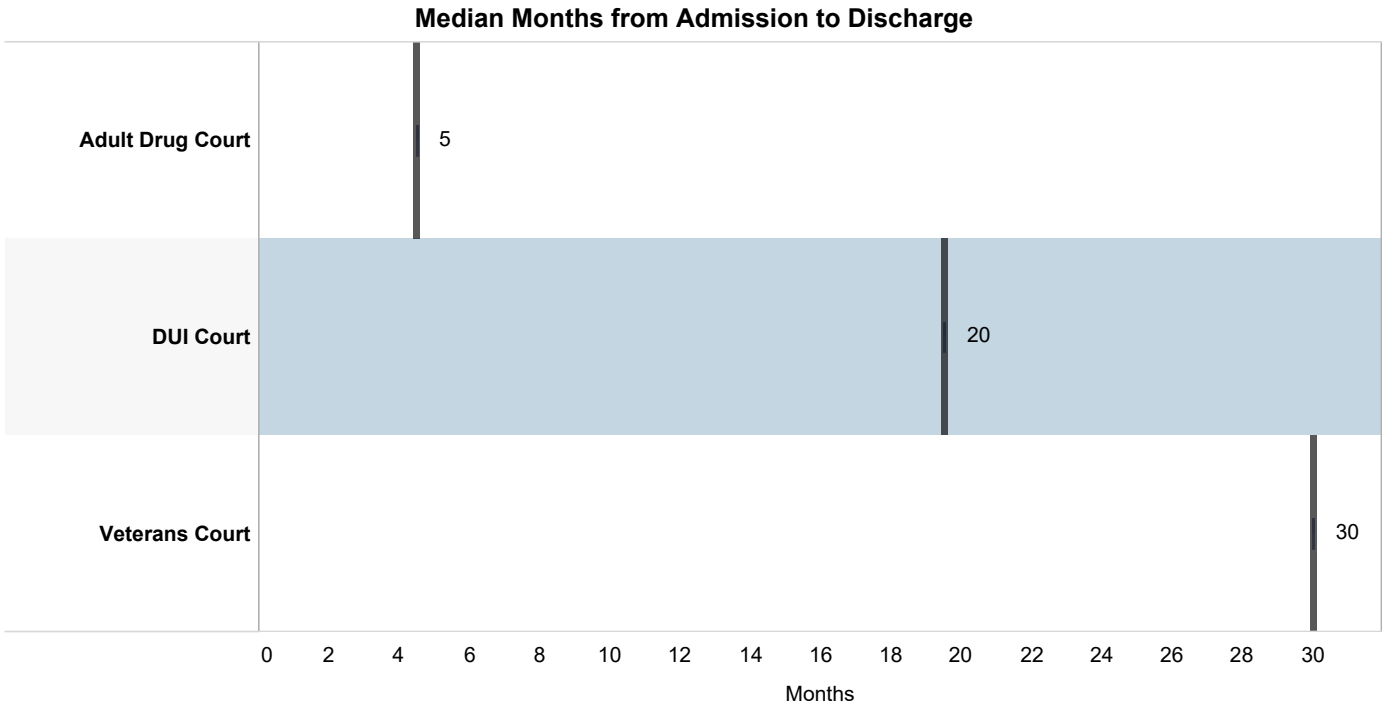


Discharge Reason

	Successfully Completed	Unsuccessful/New Offense	Unsuccessful /Non-Compliant	Other	Total Discharges
Adult Drug Court			2 (100.0%)		2 (100.0%)
DUI Court	7 (70.0%)	3 (30.0%)			10 (100.0%)
Veterans Court	3 (50.0%)		2 (33.3%)	1 (16.7%)	6 (100.0%)

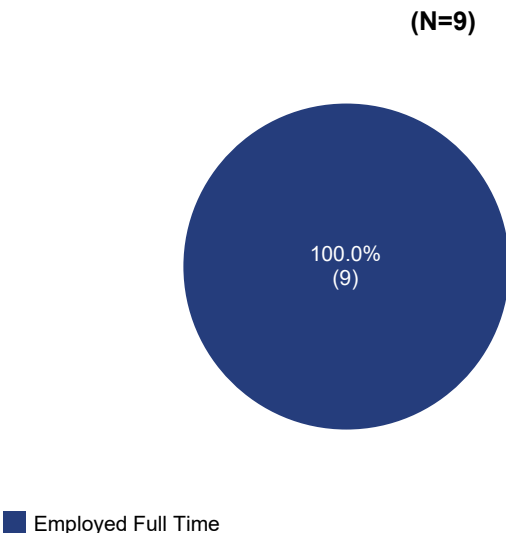

Lebanon County

2023 Problem Solving Courts



Among successful graduates, there was a 50% increase in employment.

100% of the employed successful graduates were employed full time:



22% (4) of all participants have improved in **education level** at discharge.

DEPARTMENT OF RESEARCH & STATISTICS

KIM NIEVES, PH.D.

DIRECTOR

ANDREW GINDER, MPA

ASSISTANT DIRECTOR

YAN LIU, M.S.

SENIOR STATISTICAL ANALYST

SASANKA ADIKARI, PH.D

DATA SCIENTIST

AMANDA PEREIRA

RESEARCH ASSISTANT