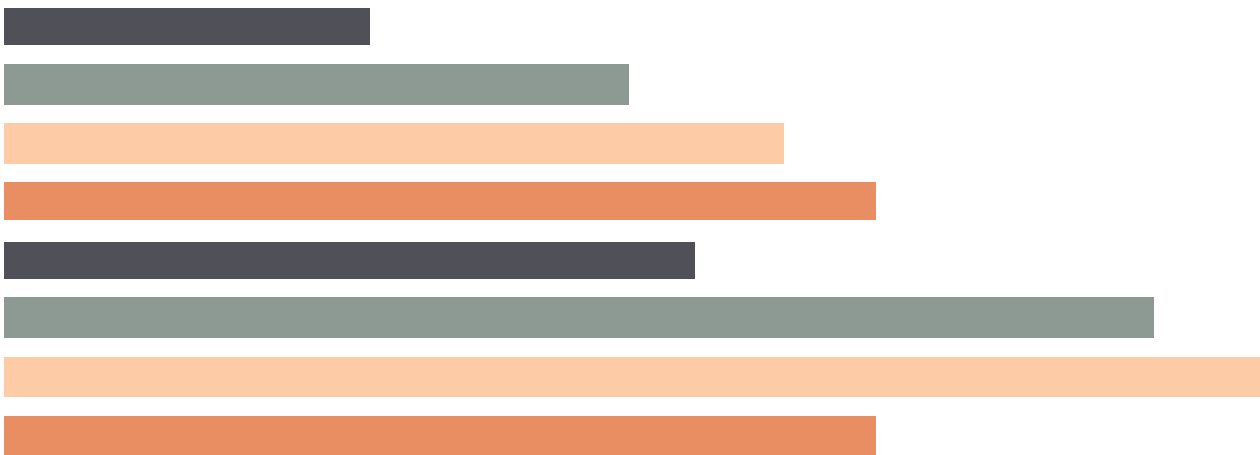
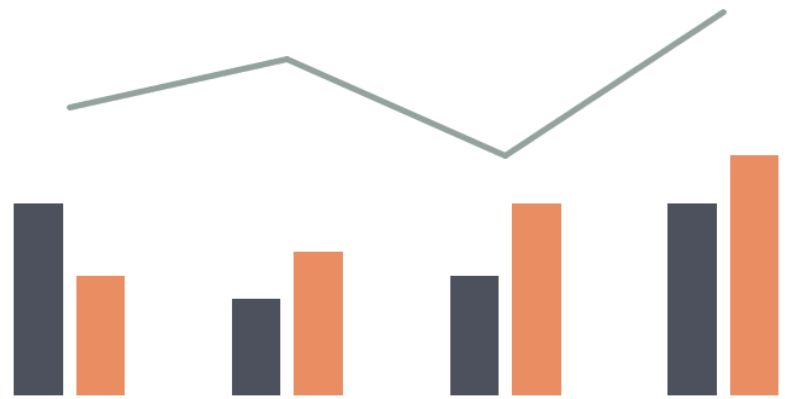


# 2023 Mercer County

Court of Common Pleas  
Caseload Statistics for





We are pleased to provide you with a copy of the 2023 County Caseload Display pages. They can also be viewed on the AOPC webpage at [www.pacourts.us](http://www.pacourts.us) in the *News & Statistics* section under *Research & Statistics*.

Should you have any questions or comments, please do not hesitate to contact me at 717.231.3300 .

Sincerely,

A handwritten signature in black ink, appearing to read "Sasanka", is written over a horizontal line. The signature is fluid and cursive.

Sasanka Adikari, Ph.D.  
Data Scientist  
Department of Research and Statistics



# Table of Contents

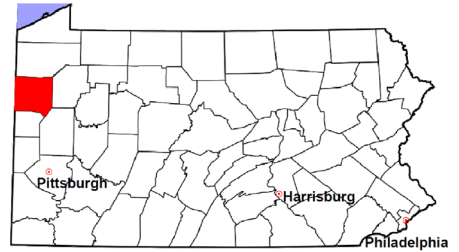
CPCMS Criminal .....	Page 1
CPCMS Criminal - New Cases by Case Type.....	Page 2
Civil.....	Page 3
Civil - Docketed Cases Listed by Case Type.....	Page 4
Protection From Abuse .....	Page 5
Spousal & Child Support and Paternity .....	Page 6
Custody/Partial Custody/Visitation.....	Page 7
Divorce .....	Page 8
Juvenile Dependency - Active Dependent Inventory .....	Page 9
Juvenile Dependency - Adjudicated Dependent Inventory .....	Page 10
Juvenile Delinquency - Cases Pending Disposition.....	Page 11
Juvenile Delinquency - New Cases by Case Type .....	Page 12
Juvenile Delinquency - Formal Dispositions .....	Page 13
Juvenile Delinquency - Informal Dispositions .....	Page 14
Accounts.....	Page 15
Adoptions.....	Page 16
Relinquishments/Terminations .....	Page 17
Appointment of Guardians .....	Page 18
Jury Yield and Utilization .....	Page 19
Problem Solving Courts.....	Pages 20-21

# Mercer County

2023 Population estimate: 108,503

Class of County: 5th

No. of Common Pleas Court Judgeships: 4



## 2023 Criminal No. of Cases

Cases Pending 1/1/2023	563
New Cases Filed in 2023	1,247
Reopened Cases	86
<b>Cases Available for Processing</b>	<b>1,896</b>

### Processed by:

Withdrawn/Dismissed	124	9.0%
Diversionsary Disposition*	113	8.2%
Guilty Plea	1,033	74.9%
Non-Jury Trial	5	0.4%
Jury Trial	5	0.4%
Inactive	88	6.4%
Other	12	0.9%
<b>Total Cases Processed</b>	<b>1,380</b>	<b>100.0%</b>

**Cases Pending 12/31/2023** **516**

Cases Awaiting Sentencing 106

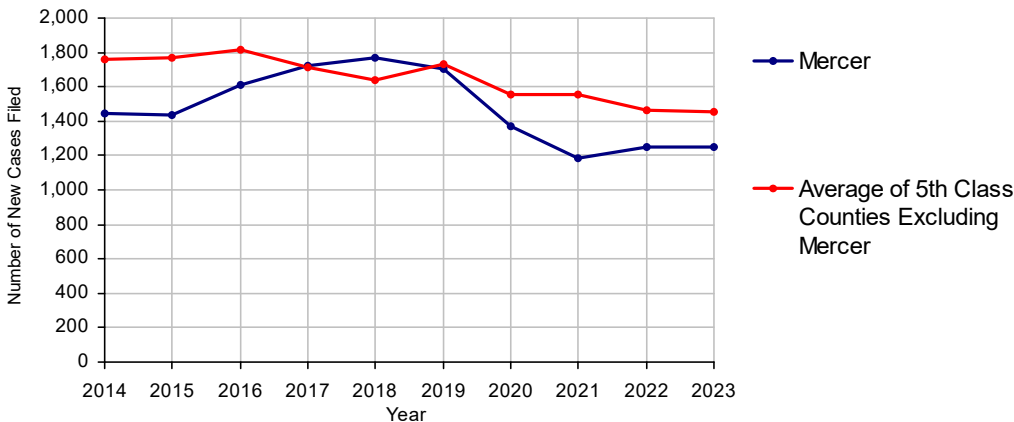
Data provided by CPCMS

\* Includes other diversionsary programs such as Veterans Court.

## Age of Pending Cases as of 12/31/2023

0-60 Days	198	38.4%
61-120 Days	172	33.3%
121-180 Days	91	17.6%
181-240 Days	21	4.1%
241-300 Days	5	1.0%
301-360 Days	10	1.9%
Over 360 Days	19	3.7%
<b>Total</b>	<b>516</b>	<b>100.0%</b>

Criminal New Cases, 2014-2023



# Mercer County

2023 Population: 108,503  
 Class of County: 5th  
 No. of Common Pleas Judgeships: 4

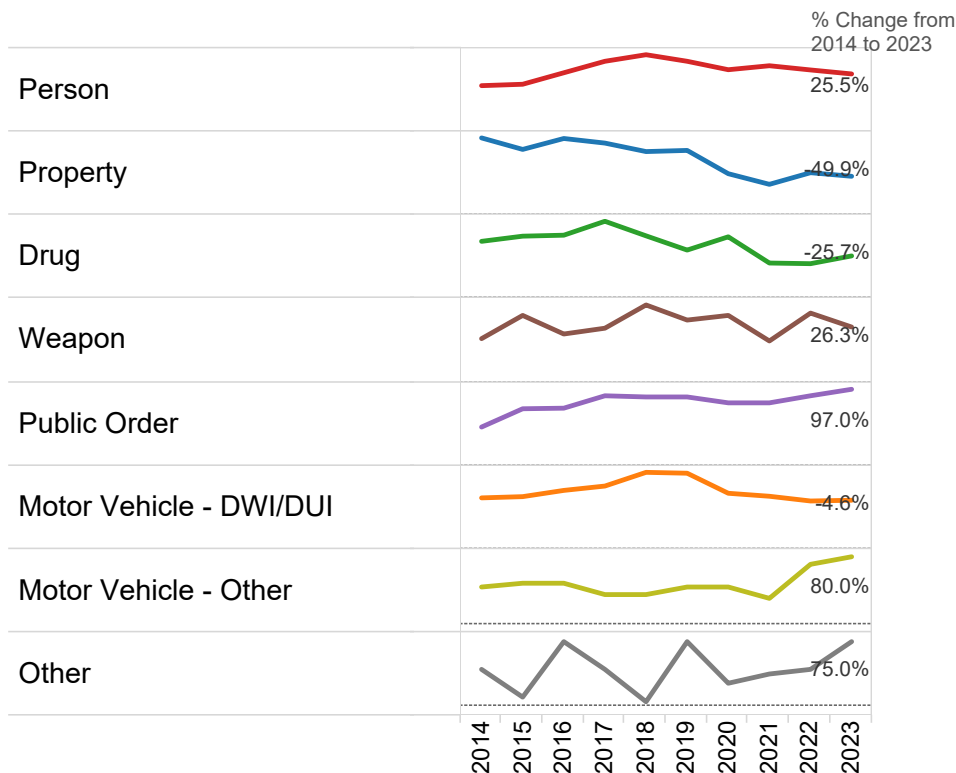


## 2023 Criminal - New Cases by Offense Type

Case Type	Felony	Misdemeanor	Summary	Total	
Person	156	90	0	<b>246</b>	<b>19.7%</b>
Property	177	90	1	<b>268</b>	<b>21.5%</b>
Drug	69	61	0	<b>130</b>	<b>10.4%</b>
Weapon	38	10	0	<b>48</b>	<b>3.8%</b>
Public Order	40	90	0	<b>130</b>	<b>10.4%</b>
Motor Vehicle - DWI/DUI	20	373	0	<b>393</b>	<b>31.5%</b>
Motor Vehicle - Other	2	16	0	<b>18</b>	<b>1.4%</b>
Other	14	0	0	<b>14</b>	<b>1.1%</b>
<b>Total</b>	<b>516</b>	<b>730</b>	<b>1</b>	<b>1,247</b>	<b>100.0%</b>
	<b>41.4%</b>	<b>58.5%</b>	<b>0.1%</b>	<b>100.0%</b>	

Data provided by CPCMS

### Criminal New Cases by Offense Type, 2014-2023

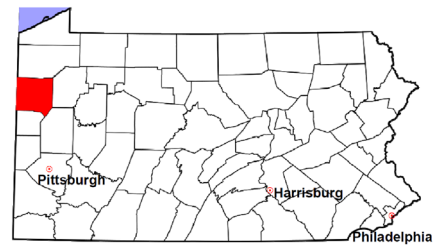


# Mercer County

2023 Population estimate: 108,503

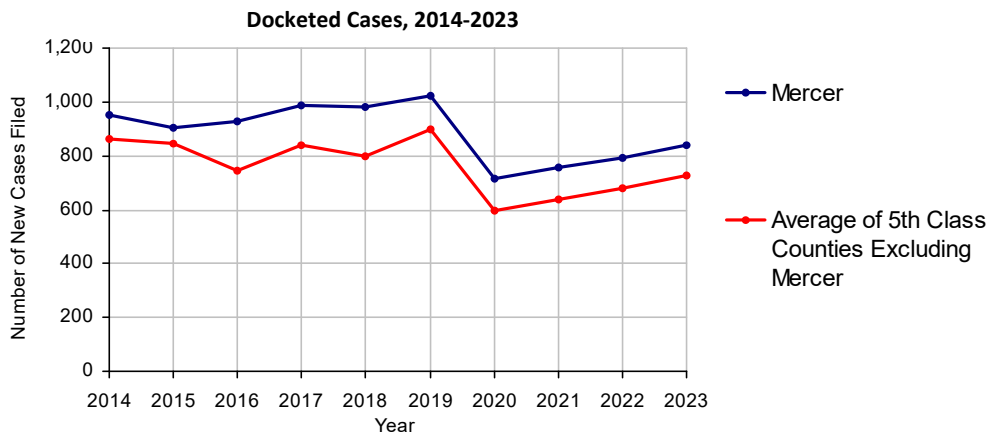
Class of County: 5th

No. of Common Pleas Court Judgeships: 4



2023 Civil	Civil Action	Other	Total
Cases Pending 1/1/2023	432	395	827
Docketed Cases	461	381	842
Arbitration Appeals	3	0	3
Transferred In	0	0	0
Returned to Active	0	0	0
<b>Cases Available for Processing</b>	<b>896</b>	<b>776</b>	<b>1,672</b>
Processed By:			
Default Judgments	153	113	266
Cases Decided by Arbitration Board	12	2	14
Dispositive Motions	27	77	104
Settlements	0	0	0
Moved to Inactive Status	0	0	0
Transferred/Withdrawn	3	6	9
Dismissed/Discontinued	184	100	284
Administrative Purge	3	1	4
Other	0	0	0
Jury Trial	1	0	1
Non-Jury Trial	0	0	0
<b>Total Cases Processed</b>	<b>383</b>	<b>299</b>	<b>682</b>
<b>Cases Pending 12/31/2023</b>	<b>513</b>	<b>477</b>	<b>990</b>

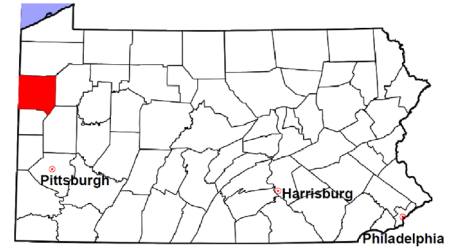
Age of Pending Cases as of 12/31/2023 (Civil Action Only)		
0-6 months	201	39.2%
7-12 months	84	16.4%
13-18 months	80	15.6%
19-24 months	34	6.6%
25-30 months	36	7.0%
31-36 months	18	3.5%
37-42 months	16	3.1%
43-48 months	10	1.9%
49-54 months	5	1.0%
55-60 months	4	0.8%
61-66 months	3	0.6%
67-72 months	2	0.4%
Over 72 months	20	3.9%
<b>Total</b>	<b>513</b>	<b>100.0%</b>





# Mercer County

2023 Population estimate: 108,503  
 Class of County: 5th  
 No. of Common Pleas Court Judgeships: 4



## 2023 Civil - Docketed Cases Listed by Case Type

<b>TORT</b>	<b>90</b>	<b>10.7%</b>
<i>(does not include mass tort)</i>		
Intentional	8	
Malicious Prosecution	0	
Motor Vehicle	46	
Nuisance	1	
Premise Liability	15	
Product Liability	1	
Slander/Libel/Defamation	1	
Other	18	
<b>MASS TORT</b>	<b>0</b>	
Asbestos	0	
Tobacco	0	
Toxic Tort - DES	0	
Toxic Tort - Implant	0	
Toxic Waste	0	
Other	0	
<b>PROFESSIONAL LIABILITY</b>	<b>8</b>	<b>1.0%</b>
Dental	0	
Legal	0	
Medical Malpractice	7	
Other	1	
<b>CONTRACT</b>	<b>339</b>	<b>40.3%</b>
<i>(does not include judgments)</i>		
Buyer Plaintiff	7	
Debt Collection: Credit Card	194	
Debt Collection: Other	113	
Employment Dispute: Discrimination	3	
Employment Dispute: Other	0	
Other	22	

<b>REAL PROPERTY</b>	<b>264</b>	<b>31.4%</b>
Ejectment*	16	
Eminent Domain/Condemnation*	7	
Ground Rent	1	
Landlord/Tenant Dispute	23	
Mortgage Foreclosure:		
Residential*	129	
Commercial*	4	
Partition of Real Property*	4	
Quiet Title*	19	
Other*	61	
<b>CIVIL APPEALS</b>	<b>83</b>	<b>9.9%</b>
<i>- Administrative Agencies</i>		
Board of Assessment*	20	
Board of Elections*	0	
Dept. of Transportation*	26	
Zoning Board*	2	
Statutory Appeal - Other*	1	
Other*	34	
<b>MISCELLANEOUS</b>	<b>58</b>	<b>6.9%</b>
Common Law/		
Statutory Arbitration*	0	
Declaratory Judgment*	1	
Mandamus*	0	
Non-Domestic Relations		
Restraining Order*	17	
Quo Warranto*	0	
Replevin*	5	
Other*	35	
<b>TOTAL DOCKETED CASES:</b>	<b>842</b>	<b>100.0%</b>

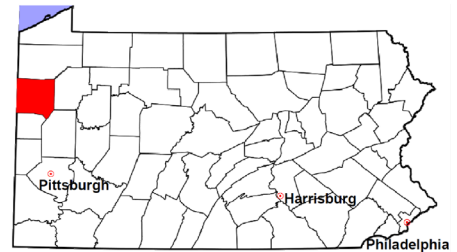
### Of the Docketed Cases:

Pro Se Filings: 3 0.4%      Class Action Suits: 1 0.1%      MDJ Appeals: 51 6.1%

\*Civil Other

# Mercer County

2023 Population estimate: 108,503  
 Class of County: 5th  
 No. of Common Pleas Court Judgeships: 4



## 2023 Protection From Abuse

**No. of  
Petitions**

Cases Pending 1/1/2023	35
New Cases Filed in 2023	434
<i>Of these, Petitions Requesting Temporary Orders: 434 (100.0%)</i>	
<i>Temporary Orders DENIED: 95 (21.9%), Temporary Orders GRANTED: 339 (78.1%)</i>	

### Cases Available for Processing 469

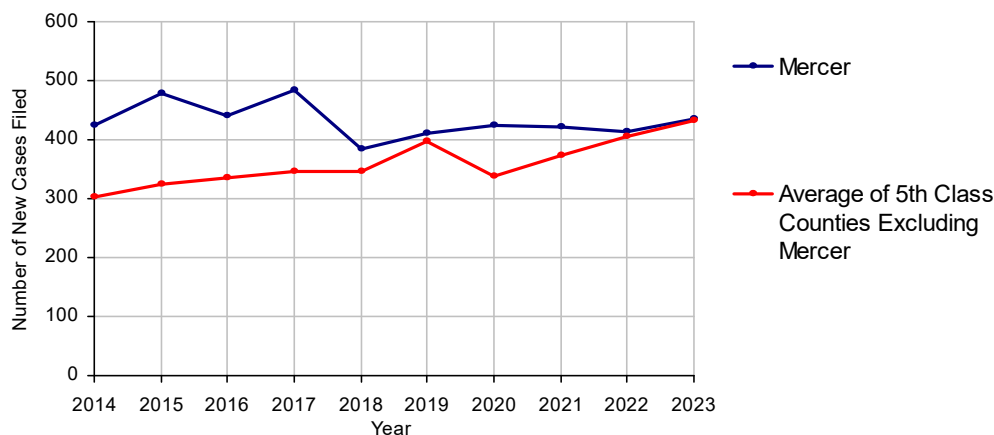
Processed By:

Temporary Order DENIED After Ex Parte Hearing and No Evidentiary Hearing Scheduled	3	0.7%
Temporary Order DISMISSED After Evidentiary Hearing and No Final Order Entered	0	
Final Order DENIED After Evidentiary Hearing Before a Judge or a Judicial Officer	79	18.4%
Final Order GRANTED After Evidentiary Hearing Before a Judge or a Judicial Officer	169	39.3%
Plaintiff Did Not Appear For Evidentiary Hearing	35	8.1%
Final Order by STIPULATION OR AGREEMENT Between the Parties	12	2.8%
Petition WITHDRAWN by Plaintiff	132	30.7%
TRANSFERRED to Another Jurisdiction	0	
Other	0	

### Cases Processed 430 100.0%

### Cases Pending 12/31/2023 39

PFA New Cases Filed, 2014-2023

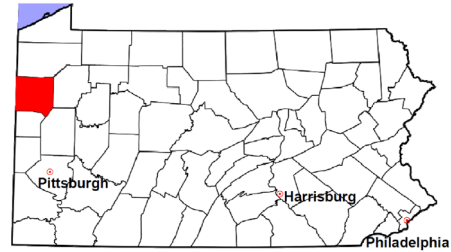


# Mercer County

2023 Population estimate: 108,503

Class of County: 5th

No. of Common Pleas Court Judgeships: 4



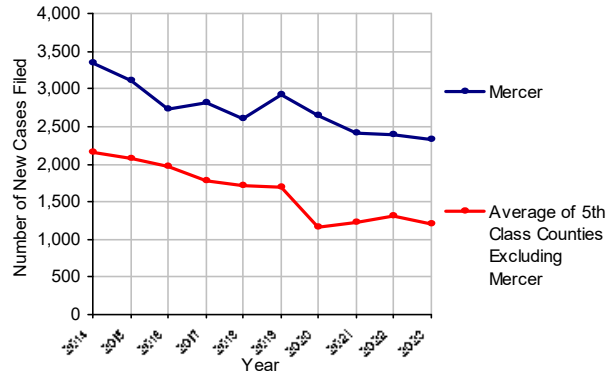
2023 Spousal & Child Support	No. of Petitions
Cases Pending 1/1/2023	485
New Cases Filed in 2023	2,335
Dockets Transferred In (+)	75
Dockets Transferred Out (-)	63
<b>Cases Available for Processing</b>	<b>2,832</b>
Processed By:	
Judge	95 3.8%
Intake Officer	2,400 96.2%
Hearing Officer	0
Other	0
<b>Cases Processed</b>	<b>2,495 100.0%</b>
<b>Cases Pending 12/31/2023</b>	<b>337</b>

Data provided by PACSES

2023 Paternity	No. of Cases
<b>Acknowledgements Filed:</b>	
Non-Domestic Relations Section	138 73.4%
During Conference	42 22.3%
Non-Stipulated (post genetic test)	0
Pre-Trial Conference	8 4.3%
<b>Total</b>	<b>188 100.0%</b>
<b>Established:</b>	
Stipulated by Genetic Tests	19 36.5%
Default - Father Failed to Appear	6 11.5%
Adjudication by Court Proceeding	0
Out of State	27 51.9%
<b>Total</b>	<b>52 100.0%</b>
<b>Cases Pending 12/31/2023</b>	<b>73</b>

Data provided by PACSES

Spousal & Child Support New Cases, 2014-2023



## DEFINITIONS:

### ACKNOWLEDGEMENTS FILED:

**NON-DOMESTIC RELATIONS SECTION:** The voluntary Acknowledgement of Paternity by the alleged father.  
**DURING CONFERENCE:** The alleged father signed the Acknowledgement of Paternity-Waiver of Trial (PE-010) at the initial child support conference.  
**NON-STIPULATED (POST GENETIC TEST):** The alleged father signed the Acknowledgement of Paternity-Waiver of Trial after genetic tests were conducted and resulted in the alleged father being determined to be the biological father.  
**PRE-TRIAL CONFERENCE:** The alleged father signed the Acknowledgement of Paternity-Waiver of Trial at the pre-trial conference.

### ESTABLISHED:

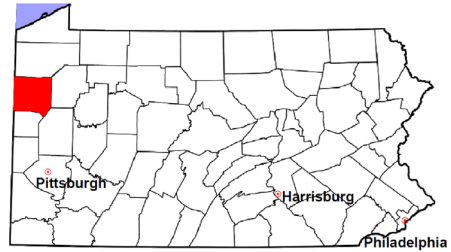
**STIPULATED BY GENETIC TESTS:** The alleged father requested genetic tests and signed a stipulation that if the test results had a 99% or higher probability of paternity then the alleged father would be stipulated as the biological father of the child.  
**DEFAULT - FATHER FAILED TO APPEAR:** The alleged father failed to appear after being served for either a support conference, hearing, or genetic test and a default paternity order was entered by the court.  
**ADJUDICATION BY COURT PROCEEDING:** The alleged father was determined to be the biological father of the child through a court proceeding.  
**OUT OF STATE:** Paternity was established in another state, "Out of state only".

# Mercer County

2023 Population Estimate: 108,503

Class of County: 5th

No. of Common Pleas Court Judgeships: 4



## 2023 Custody/Partial Custody/Visitation

**No. of Petitions**

Cases Pending 1/1/2023	430
New Cases Filed in 2023	332
<b>Cases Available for Processing</b>	<b>762</b>

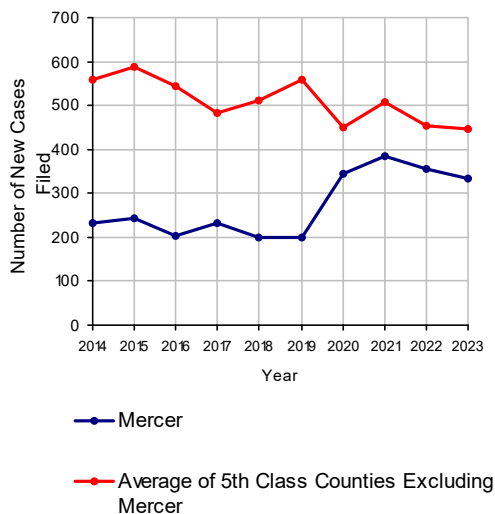
Processed By:

Judge	22	10.0%
Non-Judicial Officer	156	70.9%
Administrative Review/Purge	1	0.5%
Other	41	18.6%
<b>Cases Processed</b>	<b>220</b>	<b>100.0%</b>

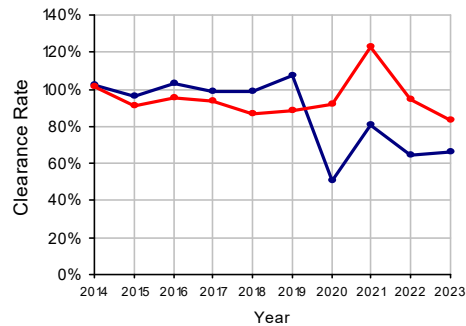
**Cases Pending 12/31/2023**

**542**

Custody/Partial Custody/Visitation New Cases Filed, 2014-2023

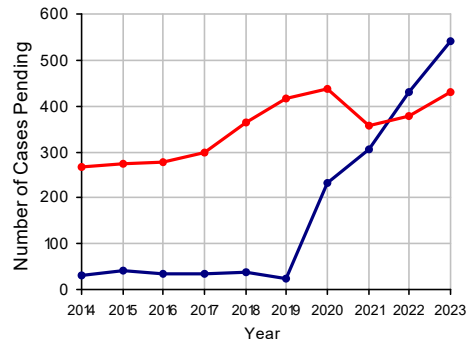


Clearance Rate, 2014-2023



Note: Clearance Rate = Cases Processed / New Cases Filed

Cases Pending at the End of Year, 2014-2023

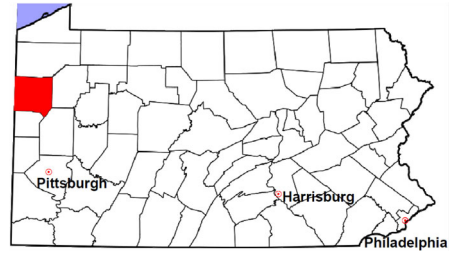


# Mercer County

2023 Population estimate: 108,503

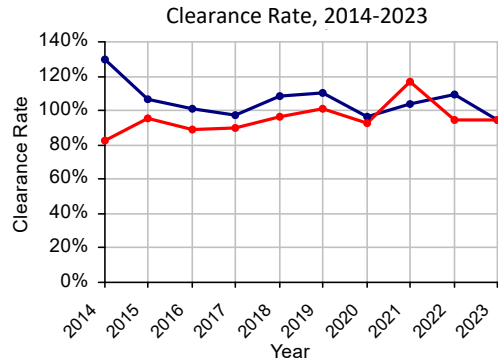
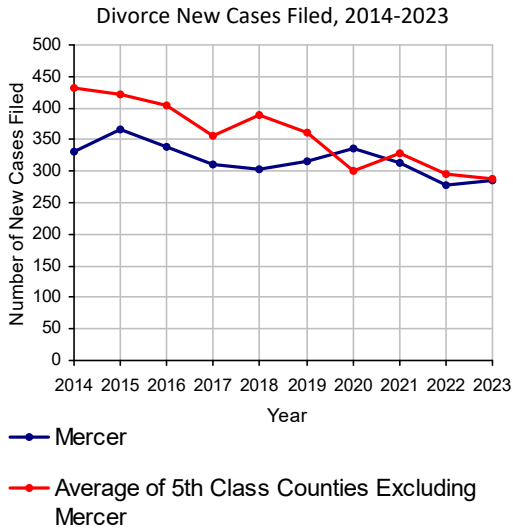
Class of County: 5th

No. of Common Pleas Court Judgeships: 4

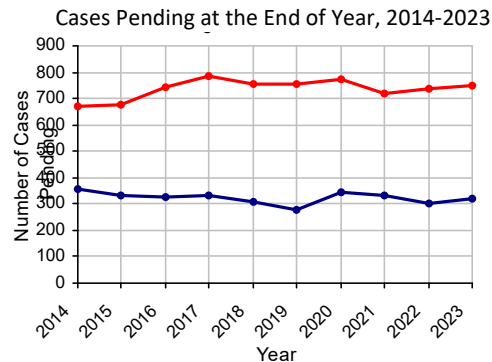


## 2023 Divorce

	No. of Petitions	
Cases Pending 1/1/2023	305	
New Cases Filed in 2023	286	
<b>Cases Available for Processing</b>	<b>591</b>	
Processed By:		
Contested Before a Judge	5	1.8%
Contested Before a Non-Judicial Officer	10	3.7%
Uncontested	219	80.8%
Administrative Review/Purge	25	9.2%
Other	12	4.4%
<b>Cases Processed</b>	<b>271</b>	<b>100.0%</b>
<b>Cases Pending 12/31/2023</b>	<b>320</b>	

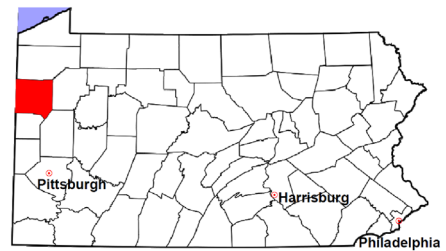


Note: Clearance Rate = Cases Processed / New Cases Filed



# Mercer County

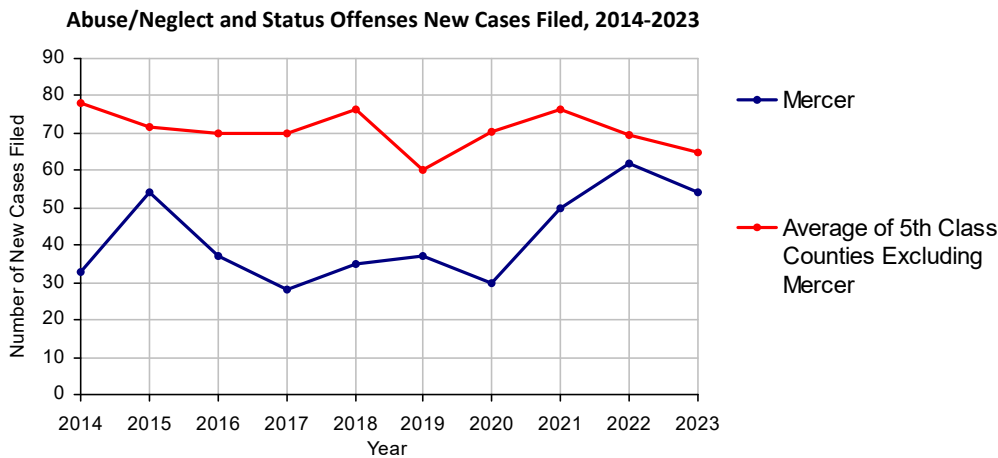
2023 Population estimate: 108,503  
 Class of County: 5th  
 No. of Common Pleas Court Judgeships: 4



## 2023 Juvenile Dependency - Petitions Pending Adjudication

	Abuse/ Neglect	Status Offenses	Total
Cases Pending 1/1/2023	14	1	15
New Petitions Filed in 2023	48	6	54
Other	3	0	3
<b>Total Petitions Available for Processing</b>	<b>65</b>	<b>7</b>	<b>72</b>
Processed by:			
Adjudicated Dependent			
Judge	37	1	38
Juvenile Court Hearing Officer	0	0	0
Adjudicated NOT Dependent			
Judge	0	0	0
Juvenile Court Hearing Officer	0	0	0
Withdrawn/Dismissed/Inactive	4	0	4
Other	17	1	18
<b>Total Petitions Processed</b>	<b>58</b>	<b>2</b>	<b>60</b>
<b>Cases Pending 12/31/2023</b>	<b>7</b>	<b>5</b>	<b>12</b>

Data provided by CPCMS

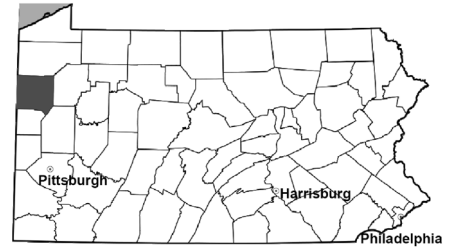


# Mercer County

2023 Population estimate: 108,503

Class of County: 5th

No. of Common Pleas Court Judgeships: 4



## 2023 Juvenile Dependency - Adjudicated Dependent Inventory

	Abuse/ Neglect	Status Offenses	Total
Cases Pending 1/1/2023	55	1	56
New Adjudicated Dependent Cases	37	1	38
Other	10	1	11
<b>Total Adjudicated Dependent Cases</b>	<b>102</b>	<b>3</b>	<b>105</b>
<b><u>Court Supervision Terminated:</u></b>			
Family Reunification	7 21.2%	0	7 21.2%
Adoption	0	0	0
Placement with a Relative/Guardian	10 30.3%	0	10 30.3%
Aged Out	0	0	0
Other Permanency Outcomes*	0	0	0
Other**	16 48.5%	0	16 48.5%
<b>Total Adjudicated Dependent Cases Terminated</b>	<b>33 100.0%</b>	<b>0 100.0%</b>	<b>33 100.0%</b>
<b>Cases Pending 12/31/2023</b>	<b>69</b>	<b>3</b>	<b>72</b>

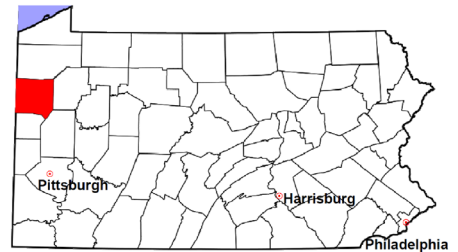
Data provided by CPCMS

\* Other Permanency Outcomes include: adjudicated delinquent, death due to natural causes, emancipation, permanent living arrangement, and parent has come forward.

\*\* Other includes cases where court supervision is terminated due to transfer out of jurisdiction, withdrawal and administrative closure.

# Mercer County

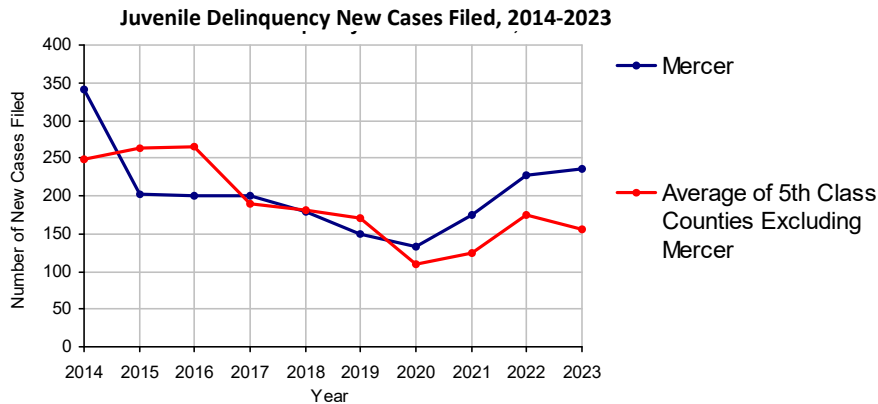
2023 Population estimate: 108,503  
 Class of County: 5th  
 No. of Common Pleas Court Judgeships: 4



## 2023 Juvenile Delinquency - Cases Pending Disposition

<b>Begin Pending</b>	<b>70</b>
New Cases	235
Consent Decree Revoked	0
Informal Adjustment Program Revoked	0
Alternative Program Revoked	0
Warrant Returned	3
Other	9
<b>Total Cases Available for Disposition</b>	<b>317</b>
<b>Warrant Issued</b>	<b>9</b>
<b>Disposed by:</b>	
Adjudicated Delinquent by a Judge	117
Adjudicated Delinquent by a Juvenile Court Hearing Officer	0
Consent Decree Entered	48
Informal Adjustment Program Entered	0
Warned and Counseled (Pre-Petition)	0
Dismissed/Withdrawn/Transferred	87
Transferred to Criminal Court	0
Other	7
<b>Total Cases Disposed</b>	<b>259</b>
<b>End Pending</b>	<b>49</b>

Data provided by CPCMS





# Mercer County

2023 Population: 108,503  
 Class of County: 5th  
 No. of Common Pleas Judgeships: 4

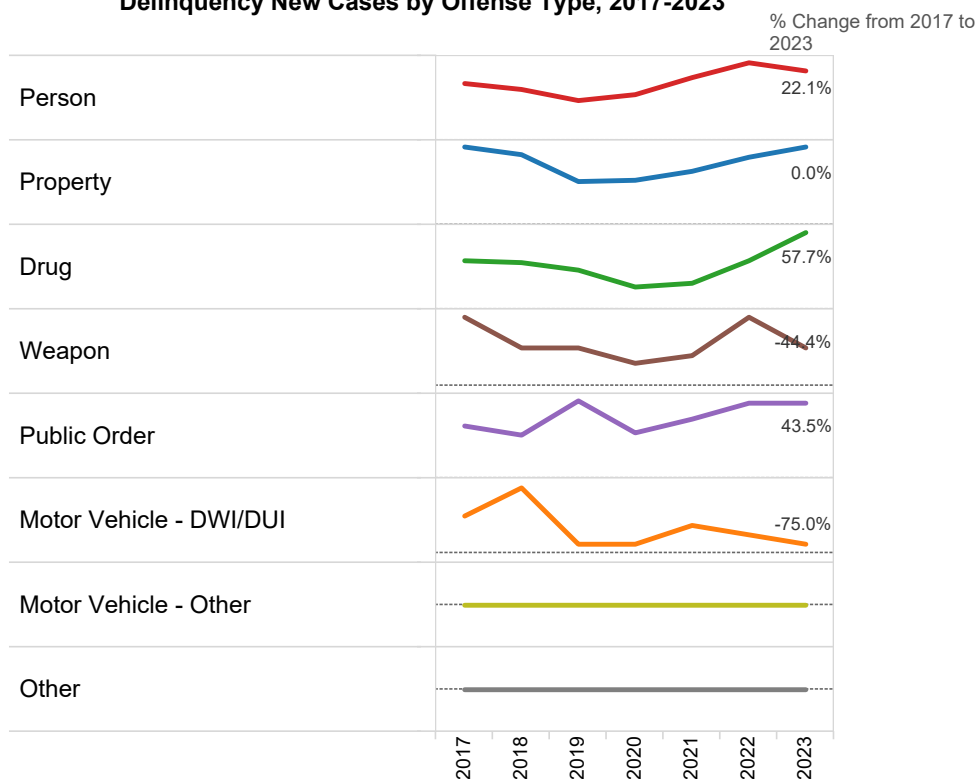


## 2023 Delinquency - New Cases by Offense Type

Case Type	Felony	Misdemeanor	Summary	Total	
Person	36	58	0	<b>94</b>	<b>40.0%</b>
Property	43	17	1	<b>61</b>	<b>26.0%</b>
Drug	0	41	0	<b>41</b>	<b>17.4%</b>
Weapon	2	3	0	<b>5</b>	<b>2.1%</b>
Public Order	15	15	3	<b>33</b>	<b>14.0%</b>
Motor Vehicle - DWI/DUI	0	1	0	<b>1</b>	<b>0.4%</b>
Motor Vehicle - Other	0	0	0	<b>0</b>	<b>0.0%</b>
Other	0	0	0	<b>0</b>	<b>0.0%</b>
<b>Total</b>	<b>96</b>	<b>135</b>	<b>4</b>	<b>235</b>	<b>100.0%</b>
	<b>40.9%</b>	<b>57.4%</b>	<b>1.7%</b>	<b>100.0%</b>	

Data provided by CPCMS

### Delinquency New Cases by Offense Type, 2017-2023

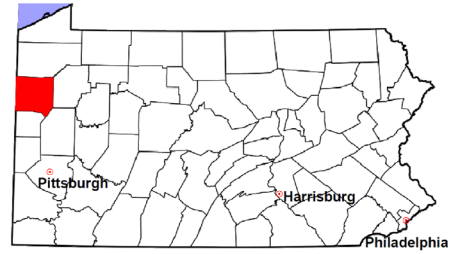


# Mercer County

2023 Population estimate: 108,503

Class of County: 5th

No. of Common Pleas Court Judgeships: 4



---

## 2023 Juvenile Delinquency - Formal Dispositions

---

<b>Begin Pending</b>	<b>122</b>
Adjudicated Delinquent by a Judge	117
Adjudicated Delinquent by a Juvenile Court Hearing Officer	0
Warrant Returned	5
Other	11
<b>Total Adjudicated Delinquent Cases</b>	<b>255</b>
<b>Warrant Issued</b>	<b>2</b>
<b>Court Supervision Terminated:</b>	
Conditions Satisfied	79
Compelling Reasons	0
Reached Age 21	0
Transferred to Another Juvenile Court	0
Other	10
<b>Total Adjudicated Delinquent Cases Terminated</b>	<b>89</b>
<b>End Pending</b>	<b>164</b>

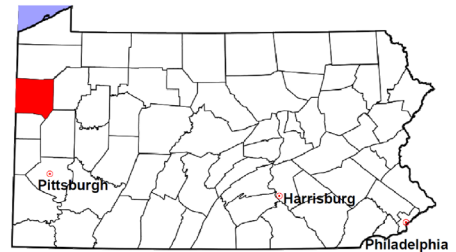
---

(R) - Revised

Data provided by CPCMS

# Mercer County

2023 Population estimate: 108,503  
 Class of County: 5th  
 No. of Common Pleas Court Judgeships: 4

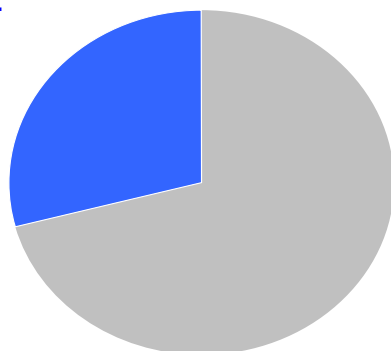


## 2023 Juvenile Delinquency - Informal Dispositions

<b>Pending Consent Decrees</b>	<b>21</b>
<b>Pending Informal Adjustments</b>	<b>0</b>
New Consent Decrees	48
<b>New Informal Adjustments</b>	<b>0</b>
Warrant Returned	1
<b>Other</b>	<b>1</b>
<b>Cases Informally Disposed</b>	<b>71</b>
<b>Warrant Issued</b>	<b>0</b>
<b>Terminated by:</b>	
Consent Decree Completed	41
<b>Informal Adjustment Completed</b>	<b>0</b>
Consent Decree Revoked	0
Informal Adjustment Program Revoked	0
<b>Other</b>	<b>9</b>
<b>Total Informally Disposed Cases Terminated</b>	<b>50</b>
<b>End Pending</b>	<b>21</b>

(R) - Revised  
 Data provided by CPCMS

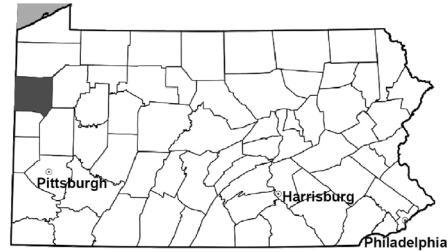
Informal Dispositions: **29%**



Delinquency Cases are disposed either formally, at a proceeding held before a judge or hearing officer, or informally without a proceeding. Informal dispositions include informal adjustments supervised by a juvenile probation officer; consent decrees agreed upon with the District Attorney after a petition is filed; or other pre-petition process by the juvenile probation department.

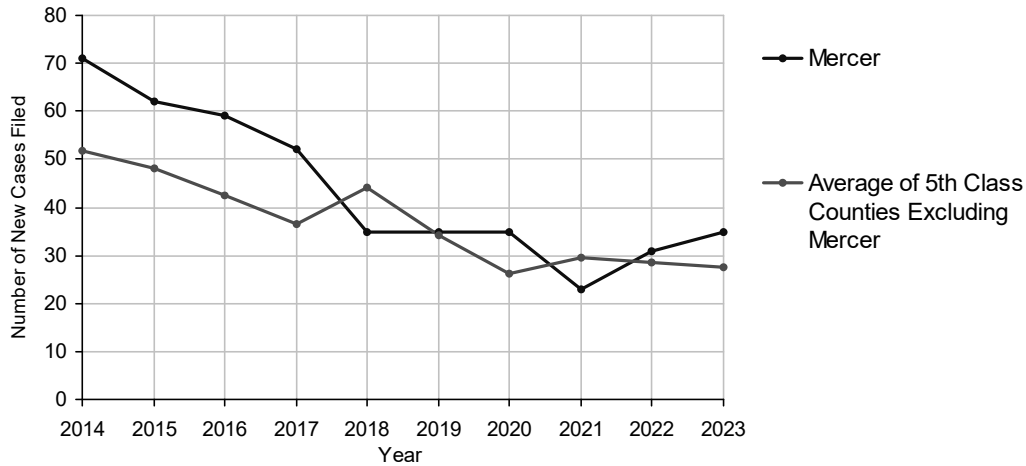
# Mercer County

2023 Population estimate: 108,503  
 Class of County: 5th  
 No. of Common Pleas Court Judgeships: 4



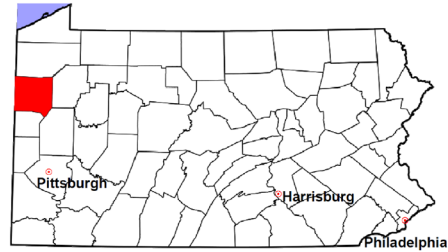
<b>2023 Accounts</b>	<b>No. of Cases</b>	
Cases Pending 1/1/2023	17	
New Cases Filed in 2023	35	
<b>Cases Available for Processing</b>	<b>52</b>	
Processed By:		
Contested before a Judge	0	
Contested before a Non-Judicial Officer	1	2.8%
Uncontested	35	97.2%
Other	0	
<b>Cases Processed</b>	<b>36</b>	<b>100.0%</b>
<b>Cases Pending 12/31/2023</b>	<b>16</b>	

**Accounts New Cases Filed, 2014-2023**



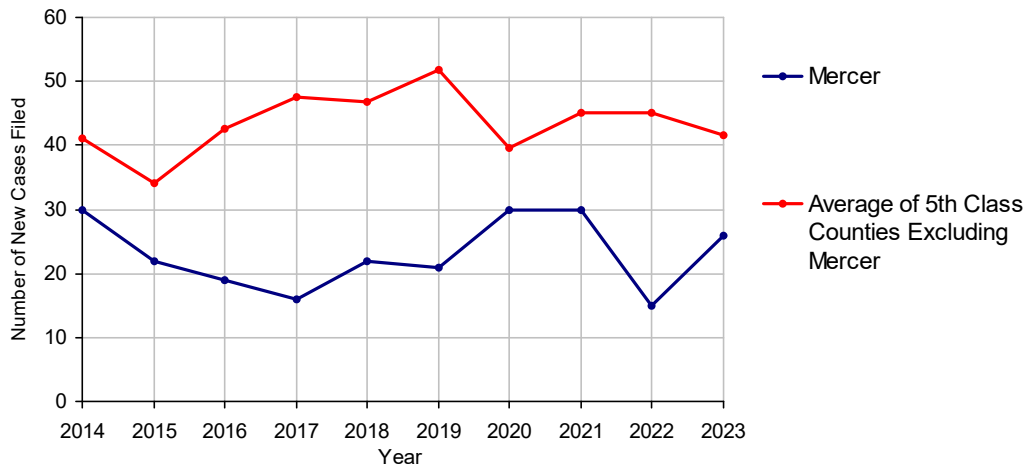
# Mercer County

2023 Population estimate: 108,503  
 Class of County: 5th  
 No. of Common Pleas Court Judgeships: 4



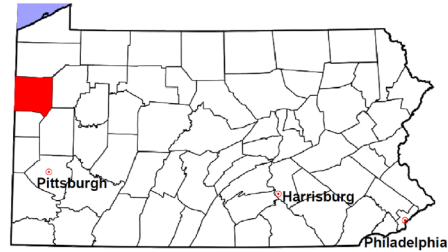
<b>2023 Adoptions</b>		<b>No. of Cases</b>	
Cases Pending 1/1/2023		1	
New Cases Filed in 2023		26	
<b>Cases Available for Processing</b>		<b>27</b>	
Processed By:			
Contested before a Judge	Granted	0	
	Denied	0	
Uncontested	Granted	24	100.0%
	Denied	0	
Other		0	
<b>Cases Processed</b>		<b>24</b>	<b>100.0%</b>
<b>Cases Pending 12/31/2023</b>		<b>3</b>	

Adoptions New Cases Filed, 2014-2023



# Mercer County

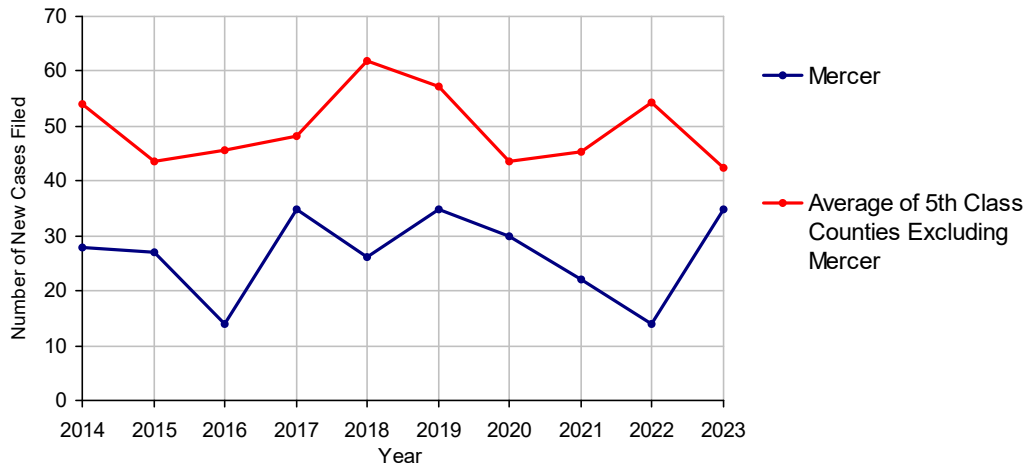
2023 Population estimate: 108,503  
 Class of County: 5th  
 No. of Common Pleas Court Judgeships: 4



## 2023 Relinquishments/Terminations

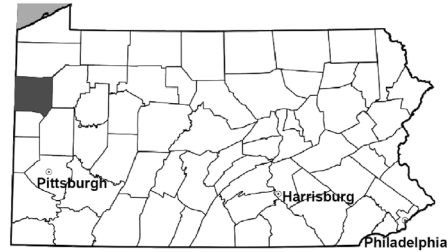
	No. of Cases	
Cases Pending 1/1/2023	6	
New Cases Filed in 2023	35	
<b>Cases Available for Processing</b>	<b>41</b>	
Processed By:		
Contested before a Judge	0	
Uncontested	17	89.5%
Other	2	10.5%
<b>Cases Processed</b>	<b>19</b>	<b>100.0%</b>
<b>Cases Pending 12/31/2023</b>	<b>22</b>	

Relinquishments/Terminations New Cases Filed, 2014-2023

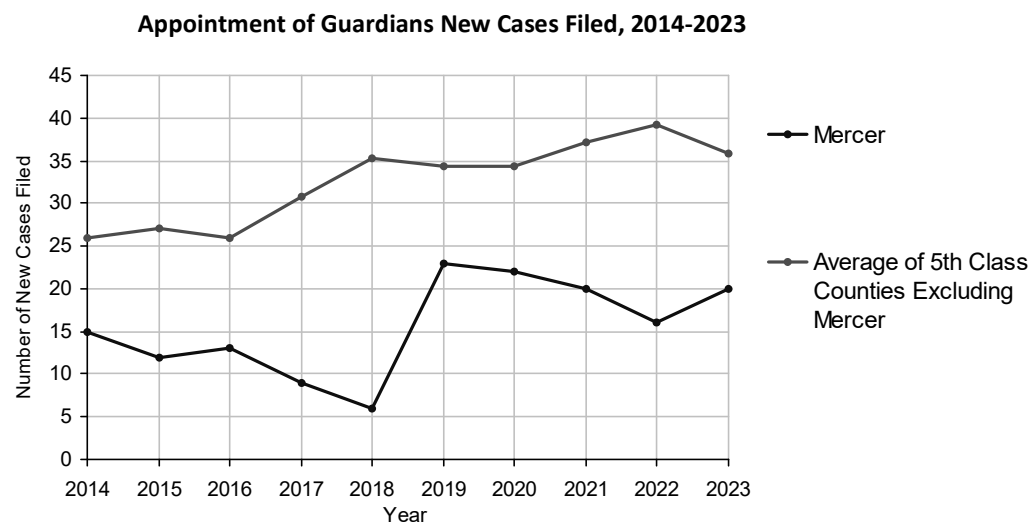


# Mercer County

2023 Population estimate: 108,503  
 Class of County: 5th  
 No. of Common Pleas Court Judgeships: 4

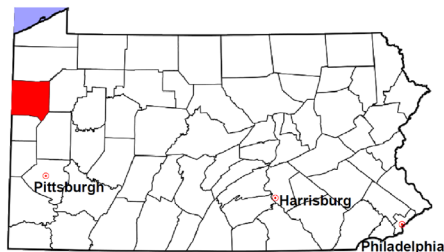


<b>2023 Appointment of Guardians</b>	<b>No. of Cases</b>	
Cases Pending 1/1/2023	12	
New Cases Filed in 2023	20	
<b>Cases Available for Processing</b>	<b>32</b>	
Processed By:		
Contested before a Judge	0	
Uncontested	13	86.7%
Other	2	13.3%
<b>Cases Processed</b>	<b>15</b>	<b>100.0%</b>
<b>Cases Pending 12/31/2023</b>	<b>17</b>	



# Mercer County

2023 Population estimate: 108,503  
 Class of County: 5th  
 No. of Common Pleas Court Judgeships: 4



## 2023 Jury Yield and Utilization

### Jury Yield

Qualification Questionnaires/Summonses Mailed:	7,537	A		
Returned Undeliverable:	399	B	5.3%	Of Qualification Questionnaires/ Summonses Mailed
Not Responded to:	902	C	12.0%	
the Number of Prospective Jurors:				
Disqualified:	1,364	D	18.1%	
Exempted:	980	E	13.0%	
Excused:	765	F	10.1%	
Deferred to New Term:	627	G	8.3%	
Deferred from Previous Term:	364	H	4.8%	
<b>Total Number of Qualified Jurors Available for Service:</b>	<b>2,864</b>	<b>I</b>	<b>38.0%</b>	

$I = A - B - C - D - E - F - G + H$

### Jury Utilization

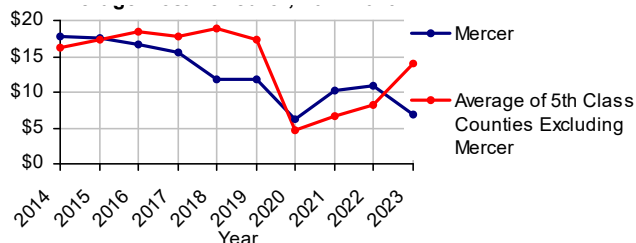
the Number of Jurors:			
Reporting for Service:	2,638	92.1%	Of Jurors Qualified and Available
Told Not to Report for Service:	1,184	41.3%	
Sent to Courtroom for Jury Selection (Voir Dire):	1,226	46.5%	Of Jurors Reporting for Service
Impaneled or Sworn (jurors/alternates):	100	3.8%	
Removed for Cause/Hardship:	54		
Removed by Peremptory Challenge:	102		
Number of Jury Trials Started:	7		
Pool Days:	21		
Zero Panel Days	10	47.6%	(Of Pool Days)

### Jury Costs

Total Annual Budget for Juror Operations:	\$52,491.00	J
Average Cost Per Juror:	\$6.96	K

$K = J/A$

Average Cost Per Juror, 2014-2023






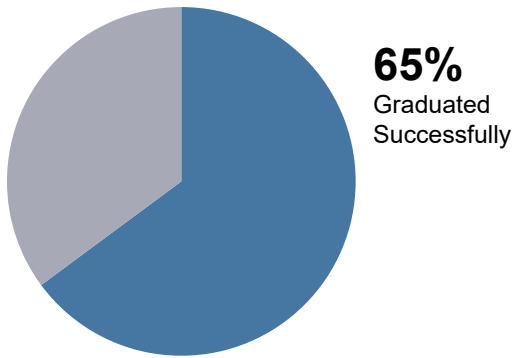
# Mercer County

## 2023 Problem Solving Courts

37 Discharges

27 Admissions

Of All Court Participants Discharged:



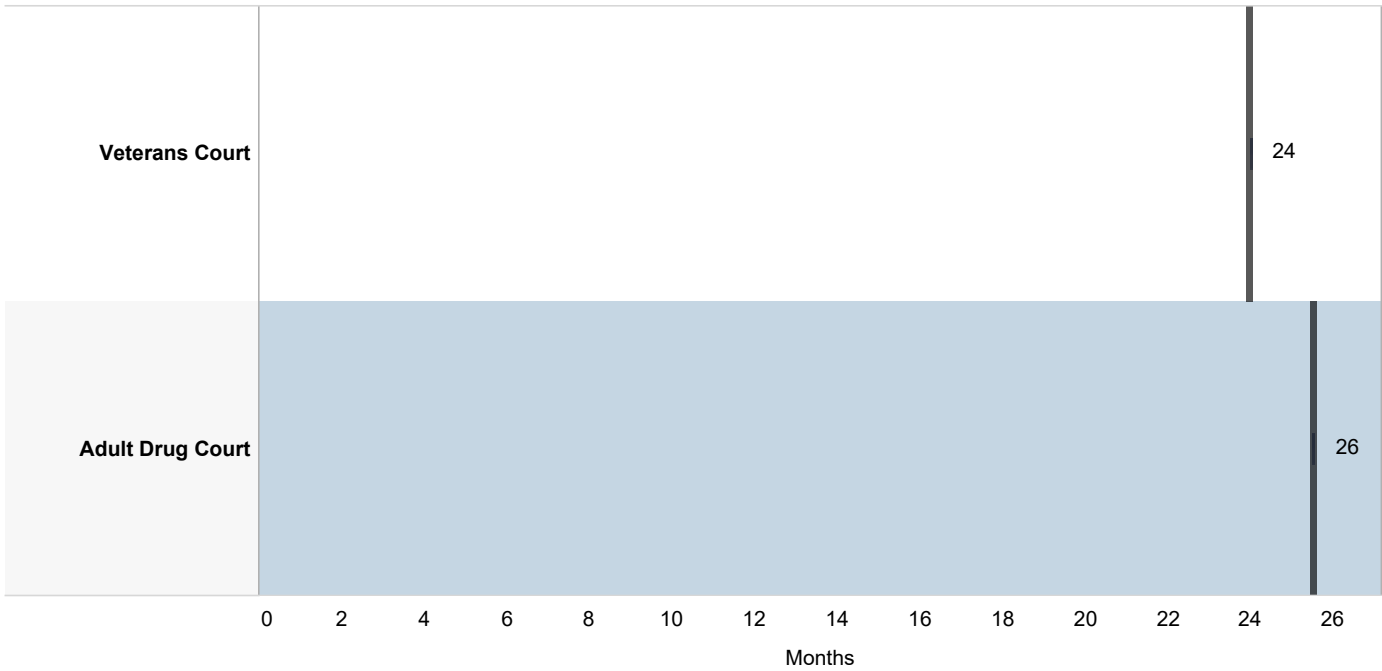
### Discharge Reason

	Successfully Completed	Unsuccessful /Non-Compliant	Voluntarily Withdrew	Unsuccessful /Absconded	Other	Total Discharges
Adult Drug Court	13 (59.1%)	7 (31.8%)		2 (9.1%)		22 (100.0%)
Veterans Court	11 (73.3%)	1 (6.7%)	1 (6.7%)		2 (13.3%)	15 (100.0%)

# Mercer County

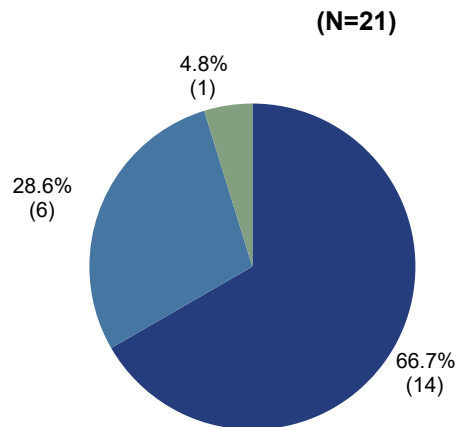
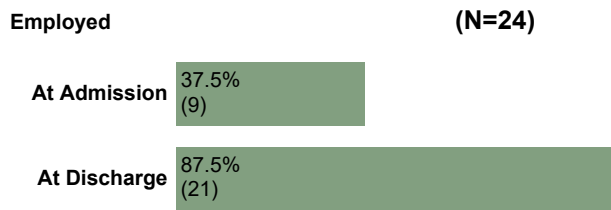
## 2023 Problem Solving Courts

Median Months from Admission to Discharge



Among successful graduates, there was a 133% increase in employment.

67% of the employed successful graduates were employed full time:



5% (2) of all participants have improved in **education level** at discharge.

- Employed Full Time
- Employed Part Time
- Student Full Time



DEPARTMENT OF RESEARCH & STATISTICS

KIM NIEVES, PH.D.

DIRECTOR

ANDREW GINDER, MPA

ASSISTANT DIRECTOR

YAN LIU, M.S.

SENIOR STATISTICAL ANALYST

SASANKA ADIKARI, PH.D

DATA SCIENTIST

AMANDA PEREIRA

RESEARCH ASSISTANT