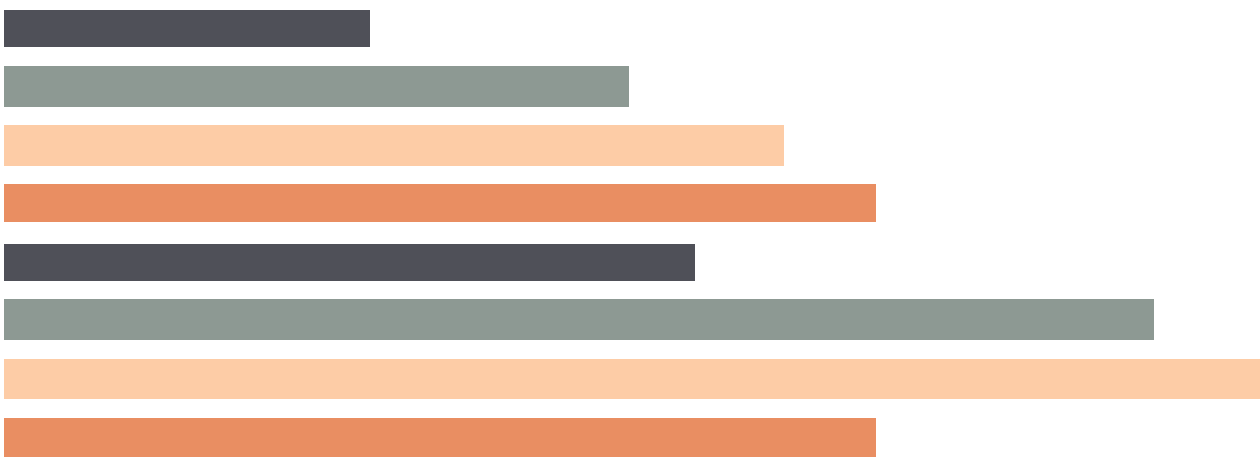
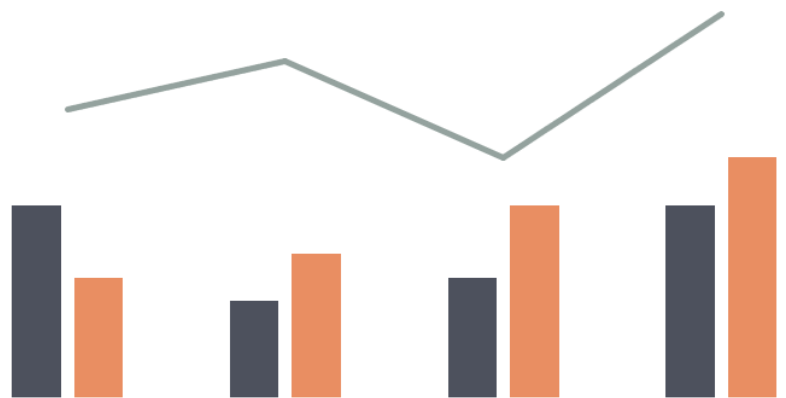
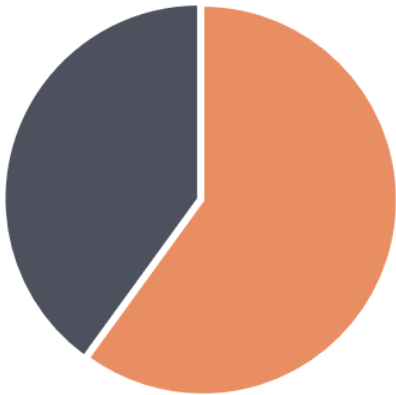


2023 Montour County

Court of Common Pleas
Caseload Statistics for



We are pleased to provide you with a copy of the 2023 County Caseload Display pages. They can also be viewed on the AOPC webpage at www.pacourts.us in the *News & Statistics* section under *Research & Statistics*.

Should you have any questions or comments, please do not hesitate to contact me at 717.231.3300 .

Sincerely,

A handwritten signature in black ink, appearing to read "Sasanka", is written over a horizontal line. The signature is fluid and cursive.

Sasanka Adikari, Ph.D.
Data Scientist
Department of Research and Statistics

Table of Contents

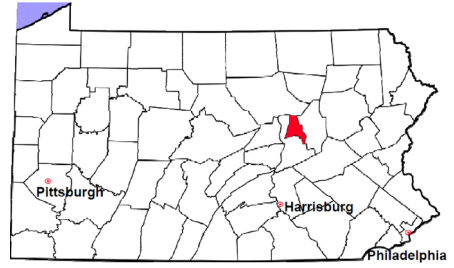
CPCMS Criminal	Page 1
CPCMS Criminal - New Cases by Case Type.....	Page 2
Civil.....	Page 3
Civil - Docketed Cases Listed by Case Type.....	Page 4
Protection From Abuse	Page 5
Spousal & Child Support and Paternity	Page 6
Custody/Partial Custody/Visitation.....	Page 7
Divorce	Page 8
Juvenile Dependency - Active Dependent Inventory	Page 9
Juvenile Dependency - Adjudicated Dependent Inventory	Page 10
Juvenile Delinquency - Cases Pending Disposition.....	Page 11
Juvenile Delinquency - New Cases by Case Type	Page 12
Juvenile Delinquency - Formal Dispositions	Page 13
Juvenile Delinquency - Informal Dispositions	Page 14
Accounts.....	Page 15
Adoptions.....	Page 16
Relinquishments/Terminations	Page 17
Appointment of Guardians	Page 18
Jury Yield and Utilization	Page 19
Problem Solving Courts.....	Pages 20-21

Montour County

2023 Population estimate: 17,860

Class of County: 8th

No. of Common Pleas Court Judgeships: 3
(Montour and Columbia combined)



2023 Criminal	No. of Cases
Cases Pending 1/1/2023	132
New Cases Filed in 2023	169
Reopened Cases	16
Cases Available for Processing	317

Processed by:

Withdrawn/Dismissed	18	13.6%
Diversionsary Disposition*	28	21.2%
Guilty Plea	69	52.3%
Non-Jury Trial	0	
Jury Trial	1	0.8%
Inactive	15	11.4%
Other	1	0.8%
Total Cases Processed	132	100.0%

Cases Pending 12/31/2023 **185**

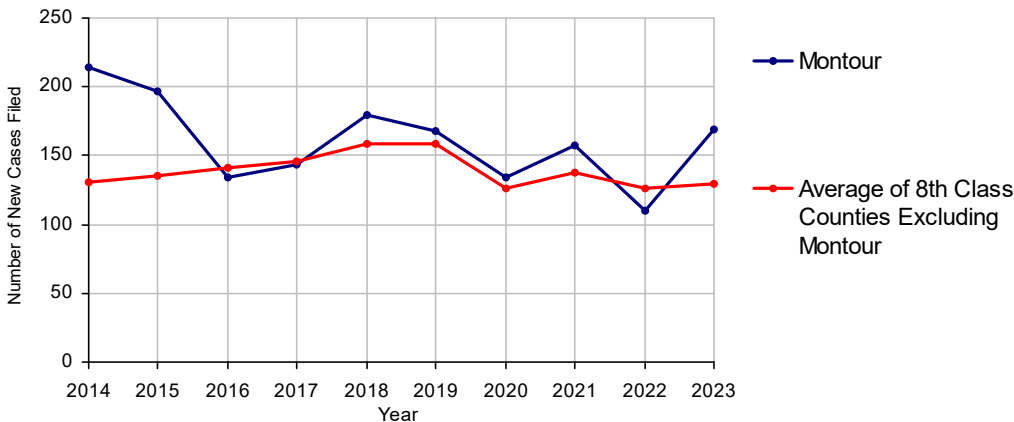
Cases Awaiting Sentencing **8**

Data provided by CPCMS

* Includes other diversionsary programs such as Veterans Court.

Age of Pending Cases as of 12/31/2023		
0-60 Days	28	15.1%
61-120 Days	27	14.6%
121-180 Days	29	15.7%
181-240 Days	16	8.6%
241-300 Days	10	5.4%
301-360 Days	6	3.2%
Over 360 Days	69	37.3%
Total	185	100.0%

Criminal New Cases, 2014-2023



Montour County

2023 Population: 17,860
 Class of County: 8th
 No. of Common Pleas Judgeships: 3
 (Montour and Columbia combined)

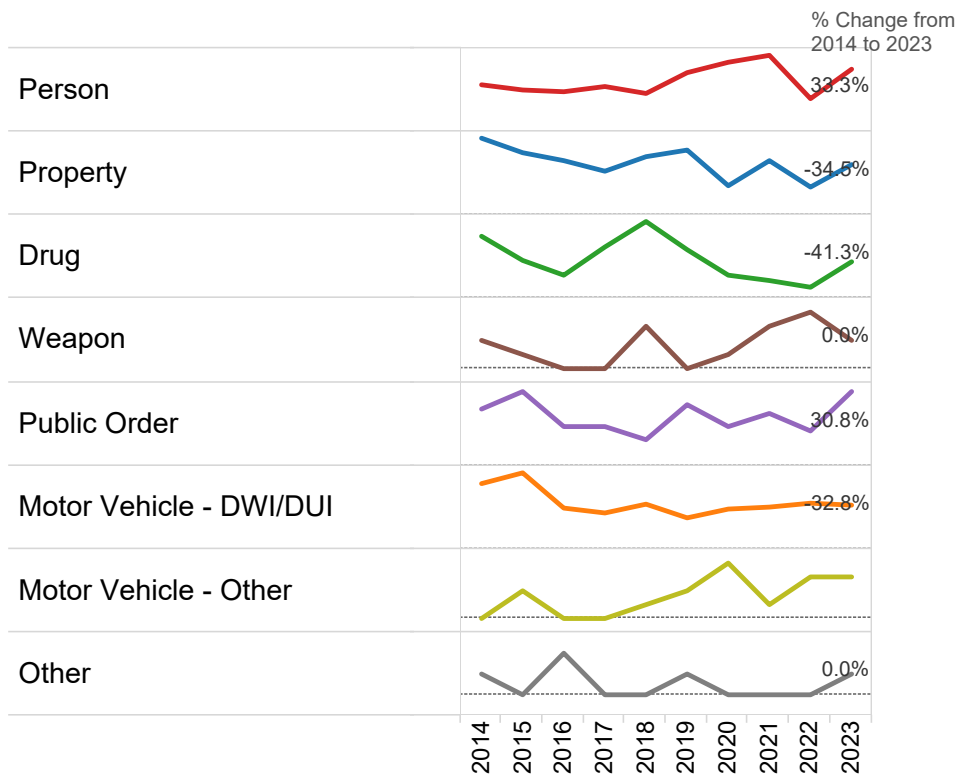


2023 Criminal - New Cases by Offense Type

Case Type	Felony	Misdemeanor	Summary	Total	
Person	18	18	0	36	21.3%
Property	24	14	0	38	22.5%
Drug	13	14	0	27	16.0%
Weapon	1	1	0	2	1.2%
Public Order	2	15	0	17	10.1%
Motor Vehicle - DWI/DUI	2	43	0	45	26.6%
Motor Vehicle - Other	0	3	0	3	1.8%
Other	1	0	0	1	0.6%
Total	61	108	0	169	100.0%
	36.1%	63.9%	0.0%	100.0%	

Data provided by CPCMS

Criminal New Cases by Offense Type, 2014-2023

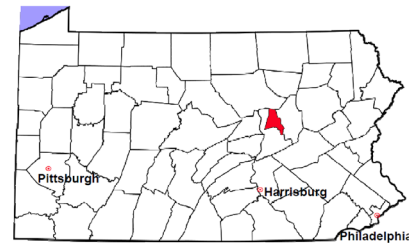


Montour County

2023 Population estimate: 17,860

Class of County: 8th

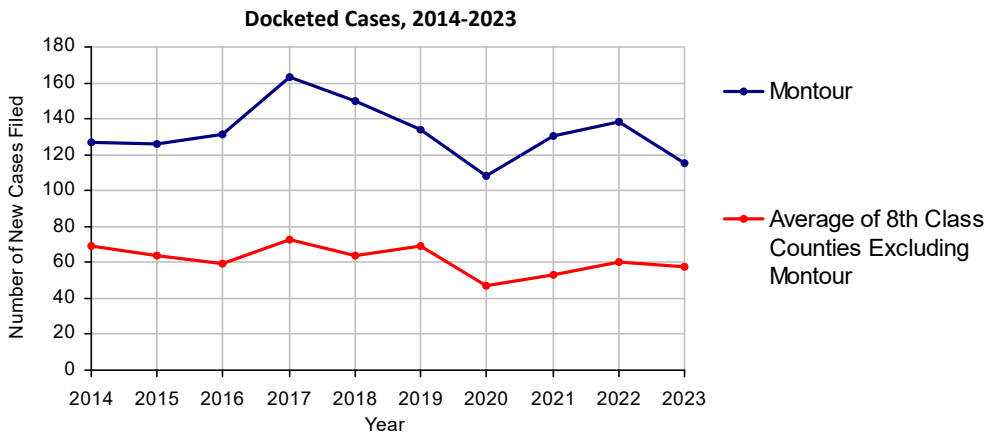
No. of Common Pleas Court Judgeships: 3
(Montour and Columbia combined)



2023 Civil	Civil Action	Other	Total
Cases Pending 1/1/2023	221	234	455 (R)
Docketed Cases	84	31	115
Arbitration Appeals	0	0	0
Transferred In	0	0	0
Returned to Active	0	0	0
Cases Available for Processing	305	265	570
Processed By:			
Default Judgments	10	0	10
Cases Decided by Arbitration Board	0	0	0
Dispositive Motions	0	0	0
Settlements	9	1	10
Moved to Inactive Status	0	0	0
Transferred/Withdrawn	1	0	1
Dismissed/Discontinued	71	16	87
Administrative Purge	2	0	2
Other	0	0	0
Jury Trial	0	0	0
Non-Jury Trial	0	0	0
Total Cases Processed	93	17	110
Cases Pending 12/31/2023	212	248	460

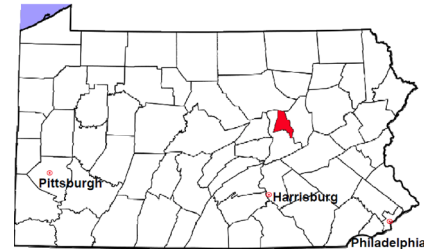
Age of Pending Cases as of 12/31/2023 (Civil Action Only)		
0-6 months	38	17.9%
7-12 months	25	11.8%
13-18 months	28	13.2%
19-24 months	33	15.6%
25-30 months	27	12.7%
31-36 months	11	5.2%
37-42 months	22	10.4%
43-48 months	8	3.8%
49-54 months	7	3.3%
55-60 months	7	3.3%
61-66 months	0	
67-72 months	2	0.9%
Over 72 months	4	1.9%
Total	212	100.0%

(R) - Revised



Montour County

2023 Population estimate: 17,860
 Class of County: 8th
 No. of Common Pleas Court Judgeships: 3
 (Montour and Columbia combined)



2023 Civil - Docketed Cases Listed by Case Type

TORT	8	7.0%	REAL PROPERTY	19	16.5%
<i>(does not include mass tort)</i>			Ejectment*	0	
Intentional	0		Eminent Domain/Condemnation*	2	
Malicious Prosecution	0		Ground Rent	0	
Motor Vehicle	4		Landlord/Tenant Dispute	0	
Nuisance	0		Mortgage Foreclosure:		
Premise Liability	2		Residential*	10	
Product Liability	0		Commercial*	6	
Slander/Libel/Defamation	0		Partition of Real Property*	1	
Other	2		Quiet Title*	0	
MASS TORT	0		Other*	0	
Asbestos	0		CIVIL APPEALS	3	2.6%
Tobacco	0		<i>- Administrative Agencies</i>		
Toxic Tort - DES	0		Board of Assessment*	0	
Toxic Tort - Implant	0		Board of Elections*	0	
Toxic Waste	0		Dept. of Transportation*	3	
Other	0		Zoning Board*	0	
PROFESSIONAL LIABILITY	7	6.1%	Statutory Appeal - Other*	0	
Dental	0		Other*	0	
Legal	1		MISCELLANEOUS	9	7.8%
Medical Malpractice	6		Common Law/		
Other	0		Statutory Arbitration*	0	
CONTRACT	69	60.0%	Declaratory Judgment*	1	
<i>(does not include judgments)</i>			Mandamus*	0	
Buyer Plaintiff	1		Non-Domestic Relations		
Debt Collection: Credit Card	32		Restraining Order*	1	
Debt Collection: Other	30		Quo Warranto*	0	
Employment Dispute: Discrimination	0		Replevin*	1	
Employment Dispute: Other	0		Other*	6	
Other	6		TOTAL DOCKETED CASES:	115	100.0%

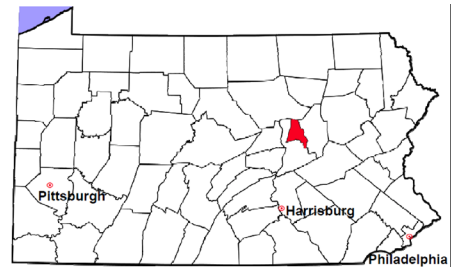
Of the Docketed Cases:

Pro Se Filings: 7 6.1% Class Action Suits: 0 MDJ Appeals: 16 13.9%

*Civil Other

Montour County

2023 Population estimate: 17,860
 Class of County: 8th
 No. of Common Pleas Court Judgeships: 3
 (Montour and Columbia combined)



2023 Protection From Abuse

**No. of
Petitions**

Cases Pending 1/1/2023 12

New Cases Filed in 2023 47

Of these, Petitions Requesting Temporary Orders: 47 (100.0%)

Temporary Orders DENIED: 1 (2.1%), Temporary Orders GRANTED: 46 (97.9%)

Cases Available for Processing 59

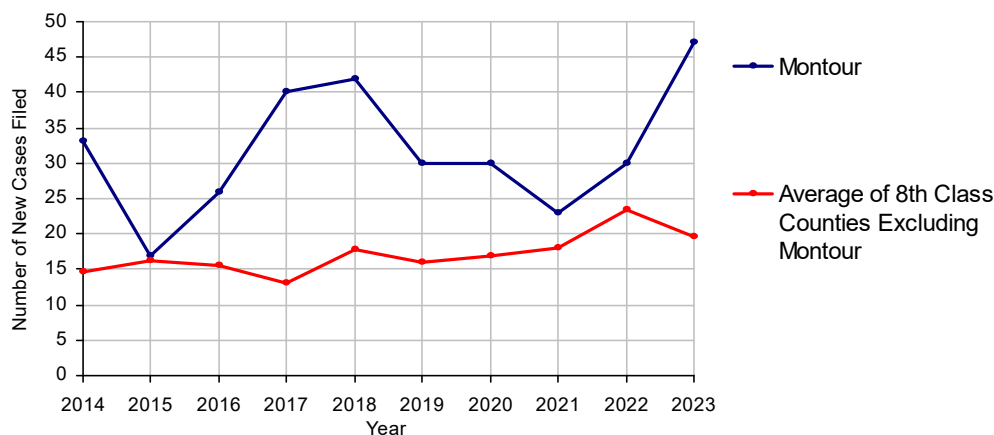
Processed By:

Temporary Order DENIED After Ex Parte Hearing and No Evidentiary Hearing Scheduled	0	
Temporary Order DISMISSED After Evidentiary Hearing and No Final Order Entered	12	32.4%
Final Order DENIED After Evidentiary Hearing Before a Judge or a Judicial Officer	0	
Final Order GRANTED After Evidentiary Hearing Before a Judge or a Judicial Officer	17	45.9%
Plaintiff Did Not Appear For Evidentiary Hearing	2	5.4%
Final Order by STIPULATION OR AGREEMENT Between the Parties	1	2.7%
Petition WITHDRAWN by Plaintiff	3	8.1%
TRANSFERRED to Another Jurisdiction	0	
Other	2	5.4%

Cases Processed 37 100.0%

Cases Pending 12/31/2023 22

PFA New Cases Filed, 2014-2023

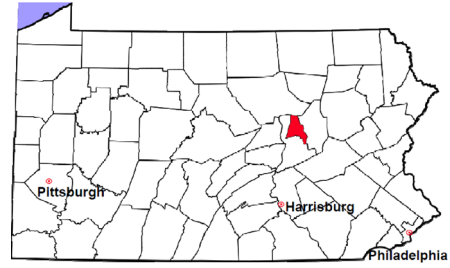


Montour County

2023 Population estimate: 17,860

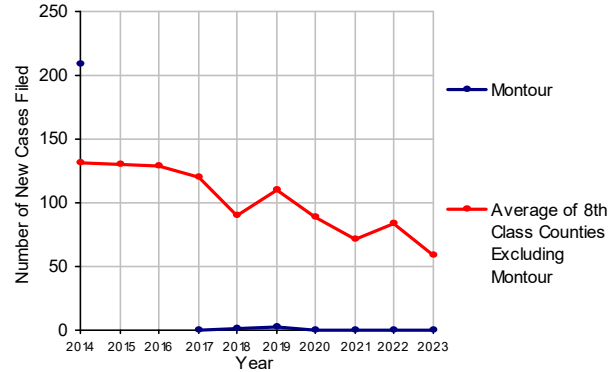
Class of County: 8th

No. of Common Pleas Court Judgeships: 3
(Montour and Columbia combined)



2023 Spousal & Child Support	No. of Petitions
Cases Pending 1/1/2023	0
New Cases Filed in 2023	0
Dockets Transferred In (+)	0
Dockets Transferred Out (-)	0
Cases Available for Processing	0
Processed By:	
Judge	0
Intake Officer	0
Hearing Officer	0
Other	0
Cases Processed	0
Cases Pending 12/31/2023	0

Spousal & Child Support New Cases, 2014-2023



2023 Paternity	No. of Cases
Acknowledgements Filed:	
Non-Domestic Relations Section	
During Conference	
Non-Stipulated (post genetic test)	
Pre-Trial Conference	
Total	0
Established:	
Stipulated by Genetic Tests	
Default - Father Failed to Appear	
Adjudication by Court Proceeding	
Out of State	
Total	0
Cases Pending 12/31/2023	

DEFINITIONS:

ACKNOWLEDGEMENTS FILED:

NON-DOMESTIC RELATIONS SECTION: The voluntary Acknowledgement of Paternity by the alleged father.
DURING CONFERENCE: The alleged father signed the Acknowledgement of Paternity-Waiver of Trial (PE-010) at the initial child support conference.
NON-STIPULATED (POST GENETIC TEST): The alleged father signed the Acknowledgement of Paternity-Waiver of Trial after genetic tests were conducted and resulted in the alleged father being determined to be the biological father.
PRE-TRIAL CONFERENCE: The alleged father signed the Acknowledgement of Paternity-Waiver of Trial at the pre-trial conference.

ESTABLISHED:

STIPULATED BY GENETIC TESTS: The alleged father requested genetic tests and signed a stipulation that if the test results had a 99% or higher probability of paternity then the alleged father would be stipulated as the biological father of the child.
DEFAULT - FATHER FAILED TO APPEAR: The alleged father failed to appear after being served for either a support conference, hearing, or genetic test and a default paternity order was entered by the court.
ADJUDICATION BY COURT PROCEEDING: The alleged father was determined to be the biological father of the child through a court proceeding.
OUT OF STATE: Paternity was established in another state, "Out of state only".

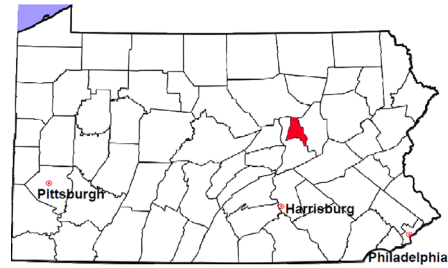
Note: Support and paternity data for Montour County are included in data for Columbia County since Domestic Relations Offices were combined in 2015 and breakouts are not available.

Montour County

2023 Population Estimate: 17,860

Class of County: 8th

No. of Common Pleas Court Judgeships: 3
(Montour and Columbia combined)



2023 Custody/Partial Custody/Visitation

**No. of
Petitions**

Cases Pending 1/1/2023	46
New Cases Filed in 2023	74
Cases Available for Processing	120

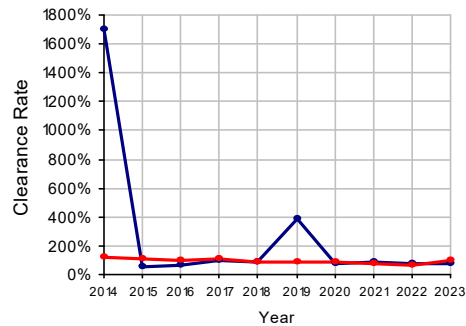
Processed By:

Judge	2	3.4%
Non-Judicial Officer	51	87.9%
Administrative Review/Purge	3	5.2%
Other	2	3.4%
Cases Processed	58	100.0%

Cases Pending 12/31/2023

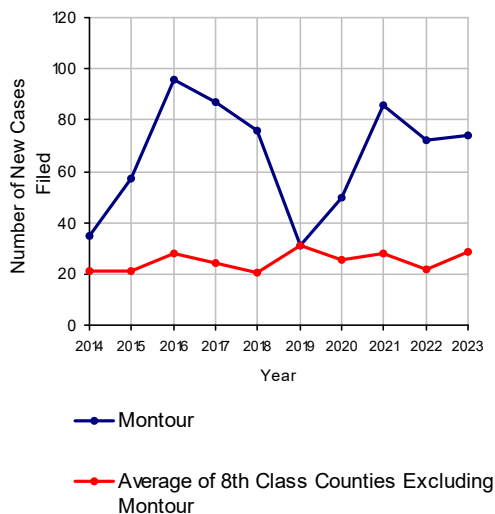
62

Clearance Rate, 2014-2023

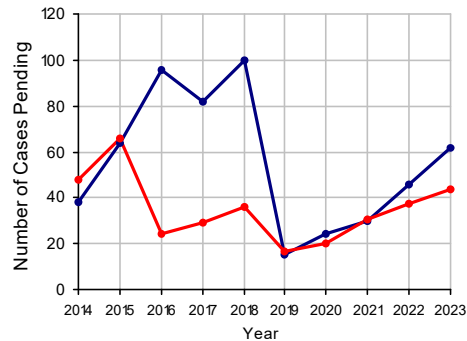


Note: Clearance Rate = Cases Processed / New Cases Filed

Custody/Partial Custody/Visitation New Cases Filed, 2014-2023



Cases Pending at the End of Year, 2014-2023



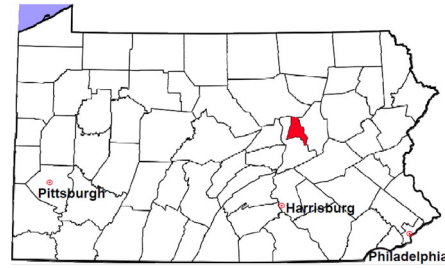
Note: A sharp increase or decrease may reflect changes in practice or counting methods.

Montour County

2023 Population estimate: 17,860

Class of County: 8th

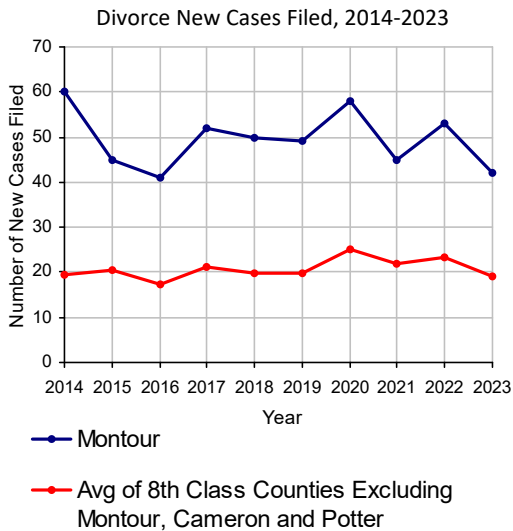
No. of Common Pleas Court Judgeships: 3
(Montour and Columbia combined)



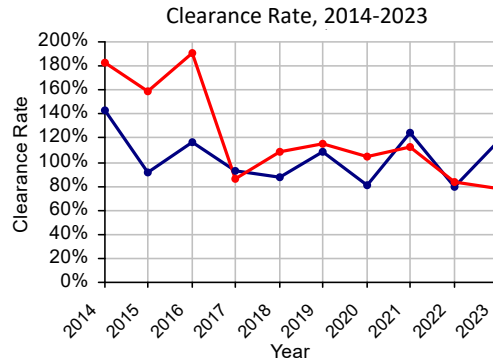
2023 Divorce

	No. of Petitions	
Cases Pending 1/1/2023	70 ^(R)	
New Cases Filed in 2023	42	
Cases Available for Processing	112	
Processed By:		
Contested Before a Judge	3	6.1%
Contested Before a Non-Judicial Officer	9	18.4%
Uncontested	36	73.5%
Administrative Review/Purge	0	
Other	1	2.0%
Cases Processed	49	100.0%
Cases Pending 12/31/2023	63	

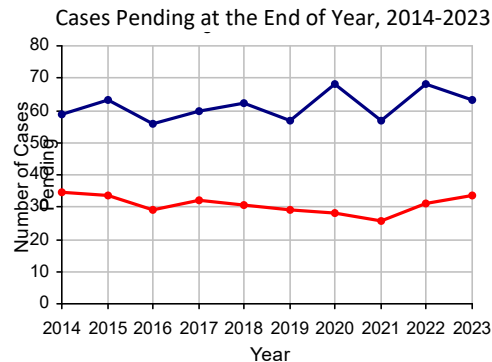
(R) - Revised



Note. Due to a high number of out-of-district petitions, Cameron and Potter Counties have a larger inventories than other 8th class counties. Therefore, it is not meaningful to compare Cameron and Potter Counties with other 8th class counties.

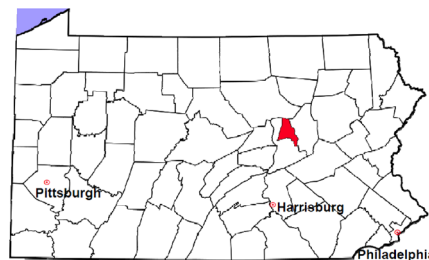


Note: Clearance Rate = Cases Processed / New Cases Filed



Montour County

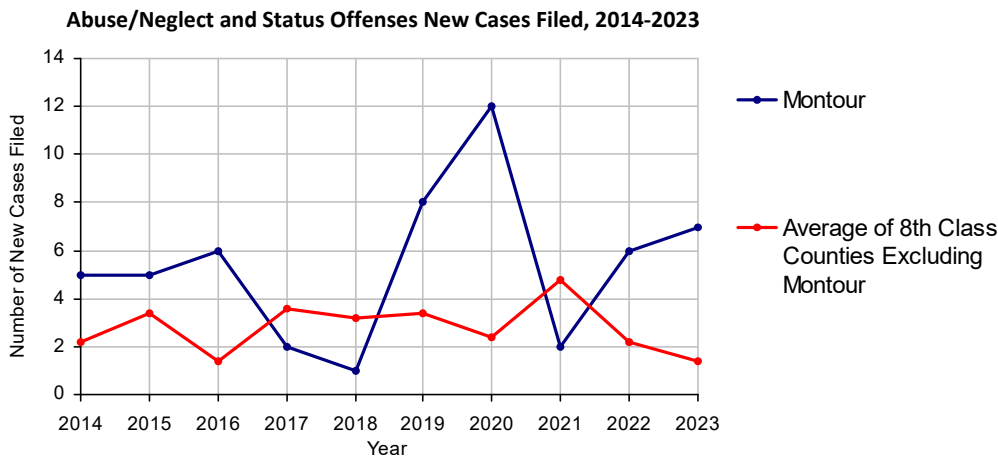
2023 Population estimate: 17,860
 Class of County: 8th
 No. of Common Pleas Court Judgeships: 3
 (Montour and Columbia combined)



2023 Juvenile Dependency - Petitions Pending Adjudication

	Abuse/ Neglect	Status Offenses	Total
Cases Pending 1/1/2023	0	0	0
New Petitions Filed in 2023	7	0	7
Other	0	0	0
Total Petitions Available for Processing	7	0	7
Processed by:			
Adjudicated Dependent			
Judge	0	0	0
Juvenile Court Hearing Officer	7	0	7
Adjudicated NOT Dependent			
Judge	0	0	0
Juvenile Court Hearing Officer	0	0	0
Withdrawn/Dismissed/Inactive	0	0	0
Other	0	0	0
Total Petitions Processed	7	0	7
Cases Pending 12/31/2023	0	0	0

Data provided by CPCMS

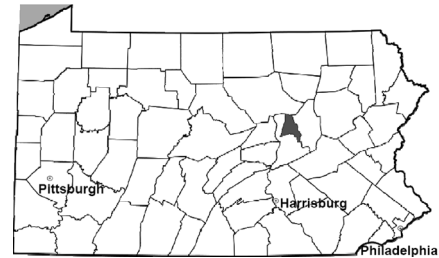


Montour County

2023 Population estimate: 17,860

Class of County: 8th

No. of Common Pleas Court Judgeships: 3
(Montour and Columbia combined)



2023 Juvenile Dependency - Adjudicated Dependent Inventory

	Abuse/ Neglect	Status Offenses	Total
Cases Pending 1/1/2023	6	0	6
New Adjudicated Dependent Cases	7	0	7
Other	0	0	0
Total Adjudicated Dependent Cases	13	0	13
<u>Court Supervision Terminated:</u>			
Family Reunification	3 33.3%	0	3 33.3%
Adoption	1 11.1%	0	1 11.1%
Placement with a Relative/Guardian	3 33.3%	0	3 33.3%
Aged Out	2 22.2%	0	2 22.2%
Other Permanency Outcomes*	0	0	0
Other**	0	0	0
Total Adjudicated Dependent Cases Terminated	9 100.0%	0 100.0%	9 100.0%
Cases Pending 12/31/2023	4	0	4

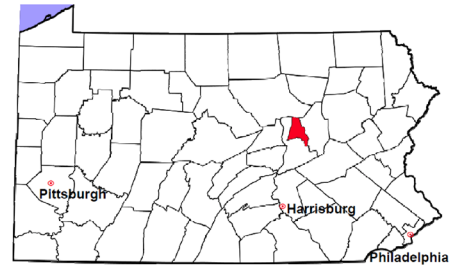
Data provided by CPCMS

* Other Permanency Outcomes include: adjudicated delinquent, death due to natural causes, emancipation, permanent living arrangement, and parent has come forward.

** Other includes cases where court supervision is terminated due to transfer out of jurisdiction, withdrawal and administrative closure.

Montour County

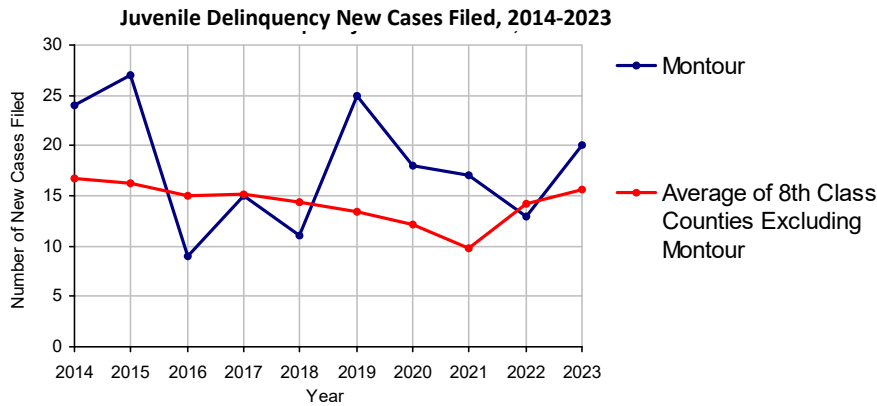
2023 Population estimate: 17,860
 Class of County: 8th
 No. of Common Pleas Court Judgeships: 3
 (Montour and Columbia combined)



2023 Juvenile Delinquency - Cases Pending Disposition

Begin Pending	4
New Cases	20
Consent Decree Revoked	0
Informal Adjustment Program Revoked	1
Alternative Program Revoked	0
Warrant Returned	0
Other	6
Total Cases Available for Disposition	31
Warrant Issued	0
Disposed by:	
Adjudicated Delinquent by a Judge	3
Adjudicated Delinquent by a Juvenile Court Hearing Officer	0
Consent Decree Entered	9
Informal Adjustment Program Entered	4
Warned and Counseled (Pre-Petition)	0
Dismissed/Withdrawn/Transferred	5
Transferred to Criminal Court	0
Other	1
Total Cases Disposed	22
End Pending	9

Data provided by CPCMS



Montour County

2023 Population: 17,860
 Class of County: 8th
 No. of Common Pleas Judgeships: 3
 (Montour and Columbia combined)

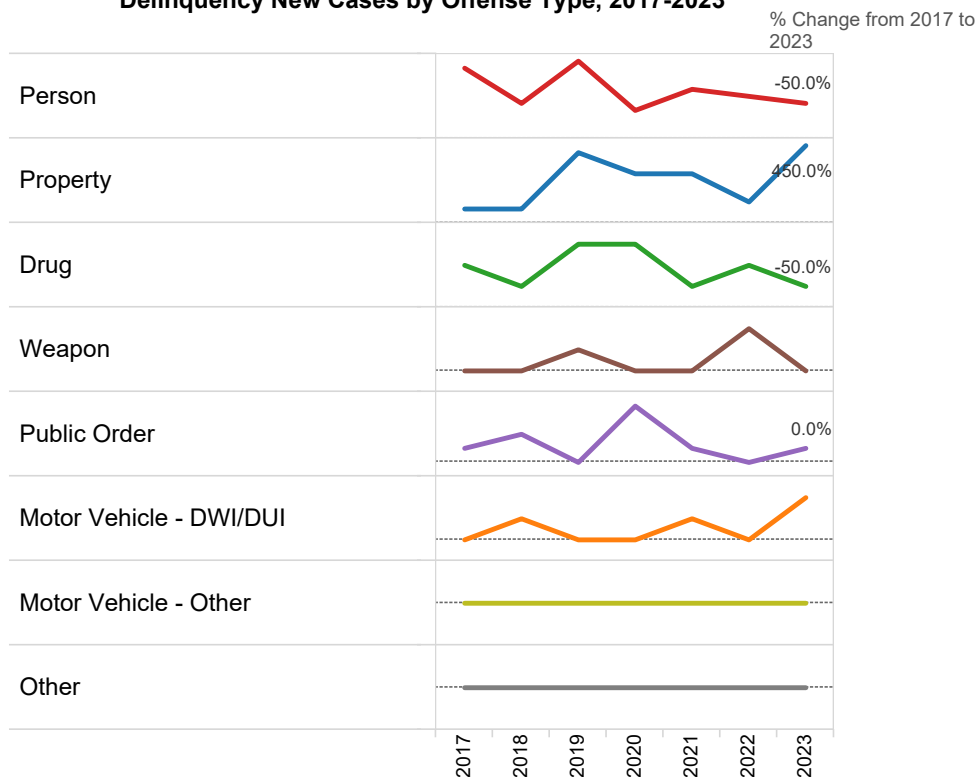


2023 Delinquency - New Cases by Offense Type

Case Type	Felony	Misdemeanor	Summary	Total	
Person	4	1	0	5	25.0%
Property	7	4	0	11	55.0%
Drug	0	1	0	1	5.0%
Weapon	0	0	0	0	0.0%
Public Order	1	0	0	1	5.0%
Motor Vehicle - DWI/DUI	0	2	0	2	10.0%
Motor Vehicle - Other	0	0	0	0	0.0%
Other	0	0	0	0	0.0%
Total	12	8	0	20	100.0%
	60.0%	40.0%	0.0%	100.0%	

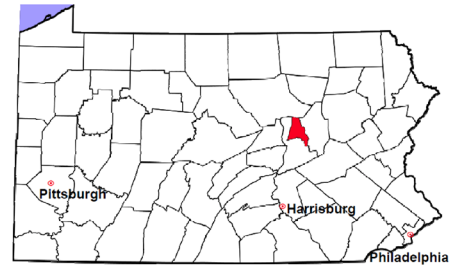
Data provided by CPCMS

Delinquency New Cases by Offense Type, 2017-2023



Montour County

2023 Population estimate: 17,860
Class of County: 8th
No. of Common Pleas Court Judgeships: 3
(Montour and Columbia combined)



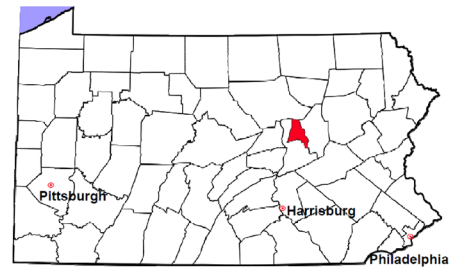
2023 Juvenile Delinquency - Formal Dispositions

Begin Pending	18
Adjudicated Delinquent by a Judge	3
Adjudicated Delinquent by a Juvenile Court Hearing Officer	0
Warrant Returned	0
Other	0
Total Adjudicated Delinquent Cases	21
Warrant Issued	0
Court Supervision Terminated:	
Conditions Satisfied	1
Compelling Reasons	2
Reached Age 21	0
Transferred to Another Juvenile Court	0
Other	0
Total Adjudicated Delinquent Cases Terminated	3
End Pending	18

(R) - Revised
Data provided by CPCMS

Montour County

2023 Population estimate: 17,860
 Class of County: 8th
 No. of Common Pleas Court Judgeships: 3
 (Montour and Columbia combined)

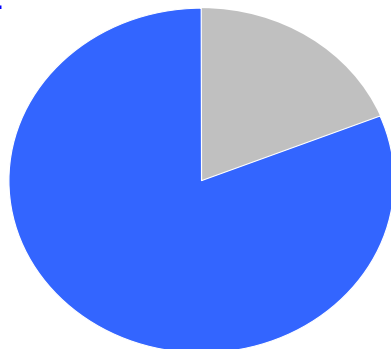


2023 Juvenile Delinquency - Informal Dispositions

Pending Consent Decrees	9
Pending Informal Adjustments	8
New Consent Decrees	9
New Informal Adjustments	4
Warrant Returned	0
Other	3
Cases Informally Disposed	33
Warrant Issued	0
Terminated by:	
Consent Decree Completed	5
Informal Adjustment Completed	3
Consent Decree Revoked	0
Informal Adjustment Program Revoked	1
Other	0
Total Informally Disposed Cases Terminated	9
End Pending	24

(R) - Revised
 Data provided by CPCMS

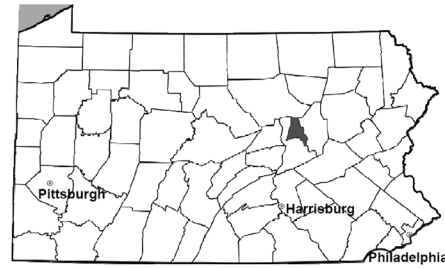
Informal Dispositions: **81%**



Delinquency Cases are disposed either formally, at a proceeding held before a judge or hearing officer, or informally without a proceeding. Informal dispositions include informal adjustments supervised by a juvenile probation officer; consent decrees agreed upon with the District Attorney after a petition is filed; or other pre-petition process by the juvenile probation department.

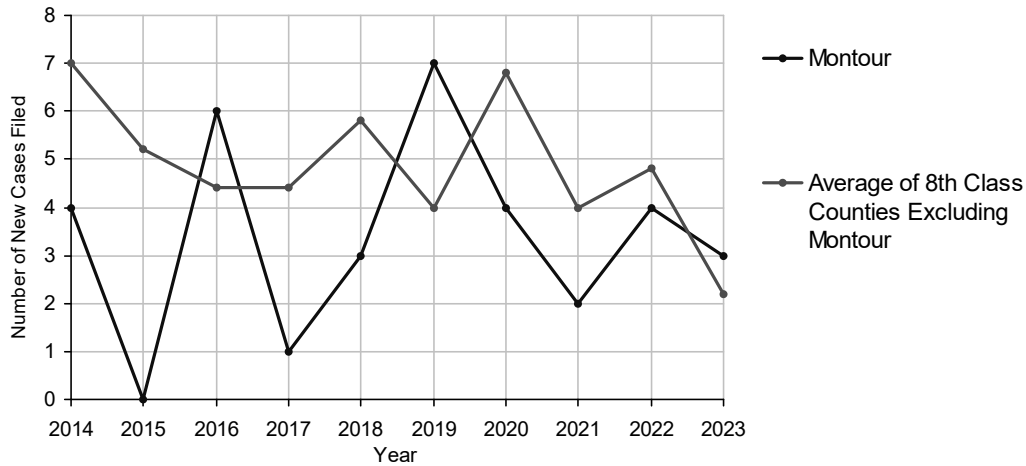
Montour County

2023 Population estimate: 17,860
 Class of County: 8th
 No. of Common Pleas Court Judgeships: 3
 (Montour and Columbia combined)



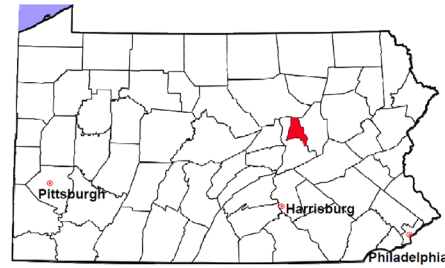
2023 Accounts	No. of Cases
Cases Pending 1/1/2023	0
New Cases Filed in 2023	3
Cases Available for Processing	3
Processed By:	
Contested before a Judge	0
Contested before a Non-Judicial Officer	0
Uncontested	3 100.0%
Other	0
Cases Processed	3 100.0%
Cases Pending 12/31/2023	0

Accounts New Cases Filed, 2014-2023



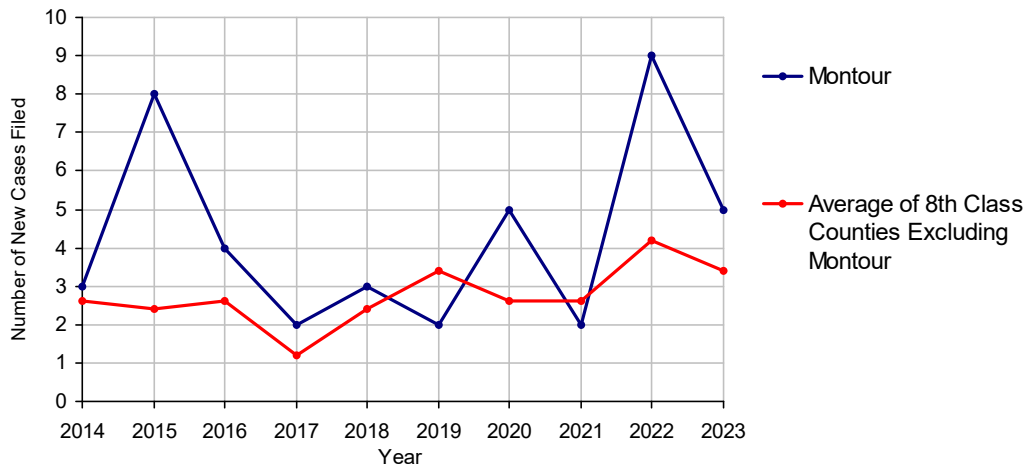
Montour County

2023 Population estimate: 17,860
 Class of County: 8th
 No. of Common Pleas Court Judgeships: 3
 (Montour and Columbia combined)



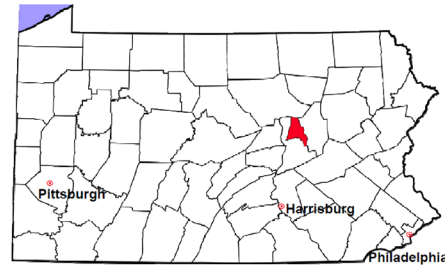
2023 Adoptions		No. of Cases	
Cases Pending 1/1/2023		2	
New Cases Filed in 2023		5	
Cases Available for Processing		7	
Processed By:			
Contested before a Judge	Granted	0	
	Denied	0	
Uncontested	Granted	6	100.0%
	Denied	0	
Other		0	
Cases Processed		6	100.0%
Cases Pending 12/31/2023		1	

Adoptions New Cases Filed, 2014-2023



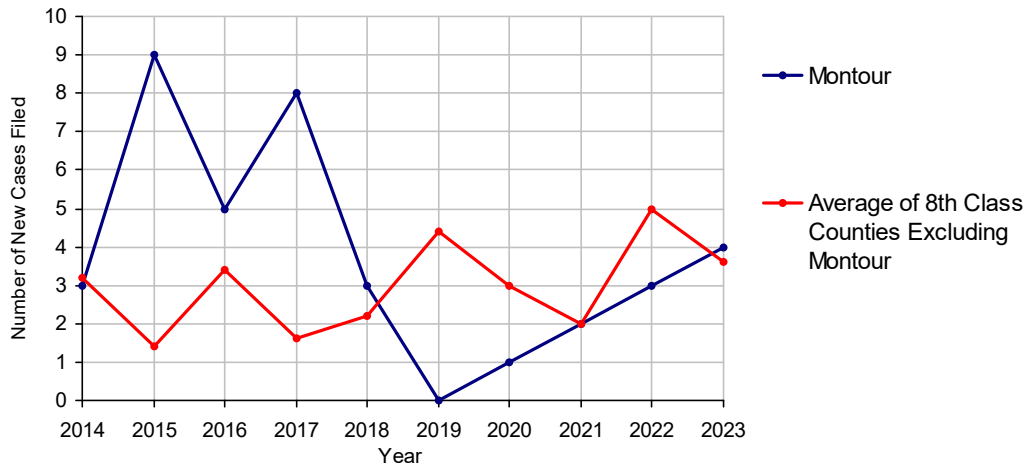
Montour County

2023 Population estimate: 17,860
 Class of County: 8th
 No. of Common Pleas Court Judgeships: 3
 (Montour and Columbia combined)



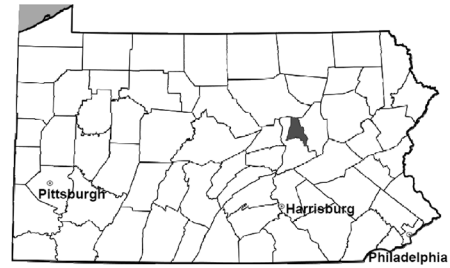
2023 Relinquishments/Terminations	No. of Cases	
Cases Pending 1/1/2023	0	
New Cases Filed in 2023	4	
Cases Available for Processing	4	
Processed By:		
Contested before a Judge	0	
Uncontested	3	100.0%
Other	0	
Cases Processed	3	100.0%
Cases Pending 12/31/2023	1	

Relinquishments/Terminations New Cases Filed, 2014-2023

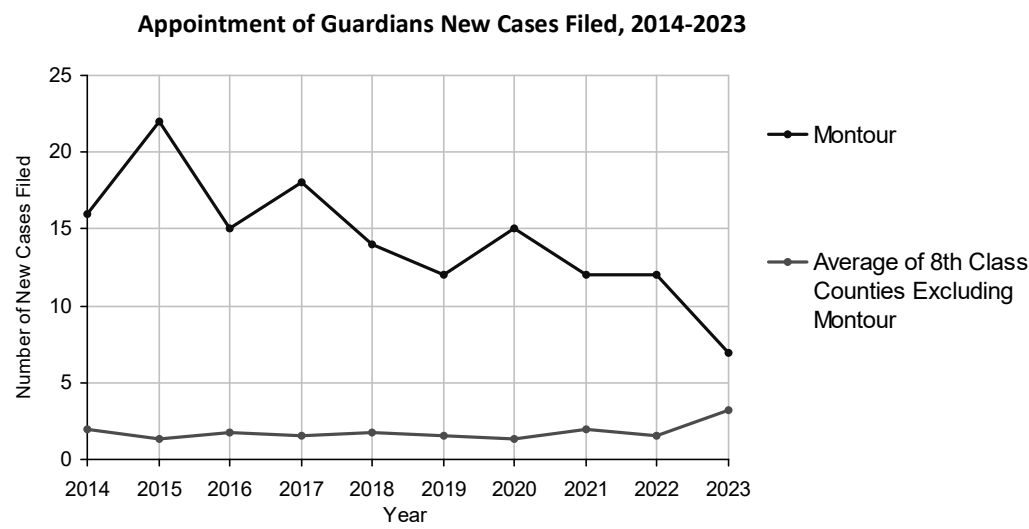


Montour County

2023 Population estimate: 17,860
 Class of County: 8th
 No. of Common Pleas Court Judgeships: 3
 (Montour and Columbia combined)

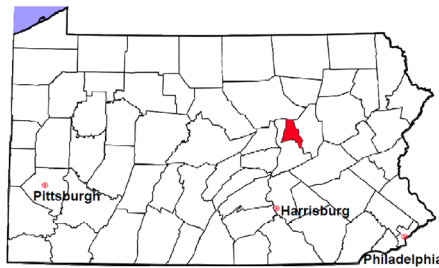


2023 Appointment of Guardians	No. of Cases	
Cases Pending 1/1/2023	23	
New Cases Filed in 2023	7	
Cases Available for Processing	30	
Processed By:		
Contested before a Judge	0	
Uncontested	5	83.3%
Other	1	16.7%
Cases Processed	6	100.0%
Cases Pending 12/31/2023	24	



Montour County

2023 Population estimate: 17,860
 Class of County: 8th
 No. of Common Pleas Court Judgeships: 3
 (Montour and Columbia combined)



2023 Jury Yield and Utilization

Jury Yield

Qualification Questionnaires/Summonses Mailed:	1,000	A		
Returned Undeliverable:	84	B	8.4%	Of Qualification Questionnaires/ Summonses Mailed
Not Responded to:	96	C	9.6%	
the Number of Prospective Jurors:				
Disqualified:	99	D	9.9%	
Exempted:	46	E	4.6%	
Excused:	216	F	21.6%	
Deferred to New Term:	69	G	6.9%	
Deferred from Previous Term:	24	H	2.4%	
Total Number of Qualified Jurors Available for Service:	414	I	41.4%	

$I = A - B - C - D - E - F - G + H$

Jury Utilization

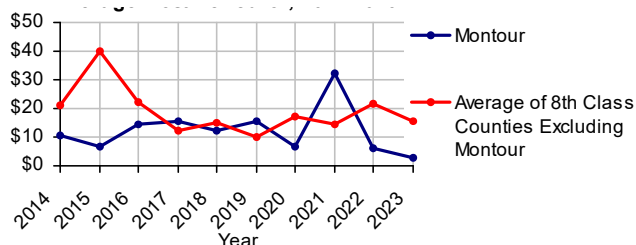
the Number of Jurors:			
Reporting for Service:	219	52.9%	Of Jurors Qualified and Available
Told Not to Report for Service:	166	40.1%	
Sent to Courtroom for Jury Selection (Voir Dire):	31	14.2%	Of Jurors Reporting for Service
Impaneled or Sworn (jurors/alternates):	16	7.3%	
Removed for Cause/Hardship:	1		
Removed by Peremptory Challenge:	14		
Number of Jury Trials Started:	1		
Pool Days:	3		
Zero Panel Days	2	66.7%	(Of Pool Days)

Jury Costs

Total Annual Budget for Juror Operations:	\$2,875.00	J
Average Cost Per Juror:	\$2.88	K

$K = J/A$

Average Cost Per Juror, 2014-2023

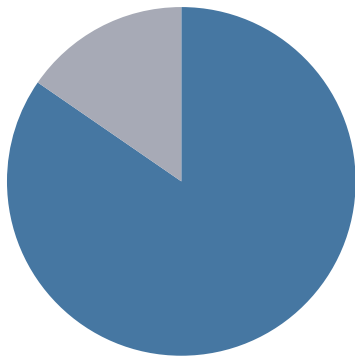


Columbia/Montour Counties

2023 Problem Solving Courts


13 Discharges

Of All Court Participants Discharged:



85%
Graduated
Successfully

17 Admissions

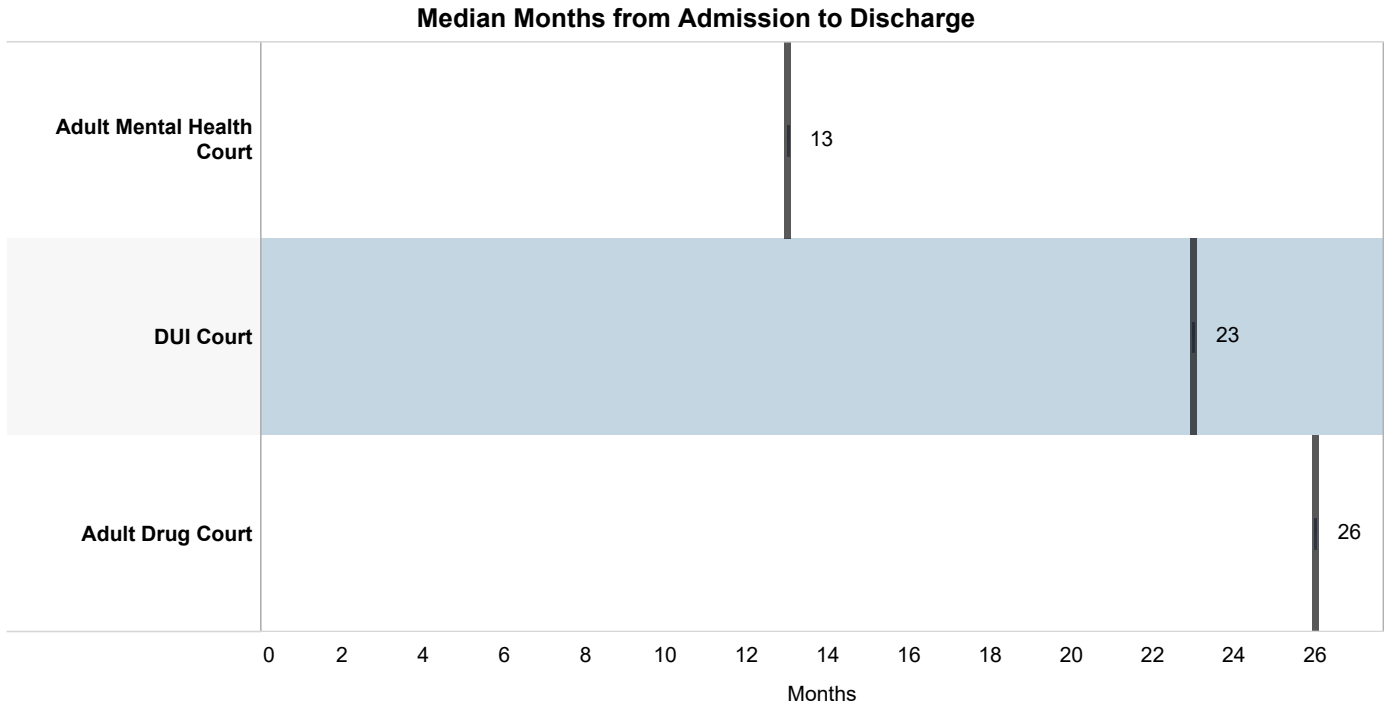


Discharge Reason

	Successfully Completed	Unsuccessful /Non-Compliant	Other	Total Discharges
Adult Drug Court	6 (100.0%)			6 (100.0%)
DUI Court	4 (80.0%)	1 (20.0%)		5 (100.0%)
Adult Mental Health Court	1 (50.0%)		1 (50.0%)	2 (100.0%)

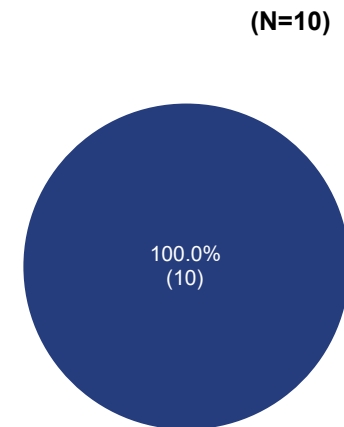
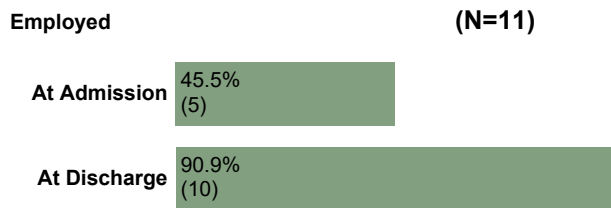
Columbia/Montour Counties

2023 Problem Solving Courts



Among successful graduates, there was a 100% increase in employment.

100% of the employed successful graduates were employed full time:



15% (2) of all participants have improved in **education level** at discharge.

■ Employed Full Time

DEPARTMENT OF RESEARCH & STATISTICS

KIM NIEVES, PH.D.

DIRECTOR

ANDREW GINDER, MPA

ASSISTANT DIRECTOR

YAN LIU, M.S.

SENIOR STATISTICAL ANALYST

SASANKA ADIKARI, PH.D

DATA SCIENTIST

AMANDA PEREIRA

RESEARCH ASSISTANT