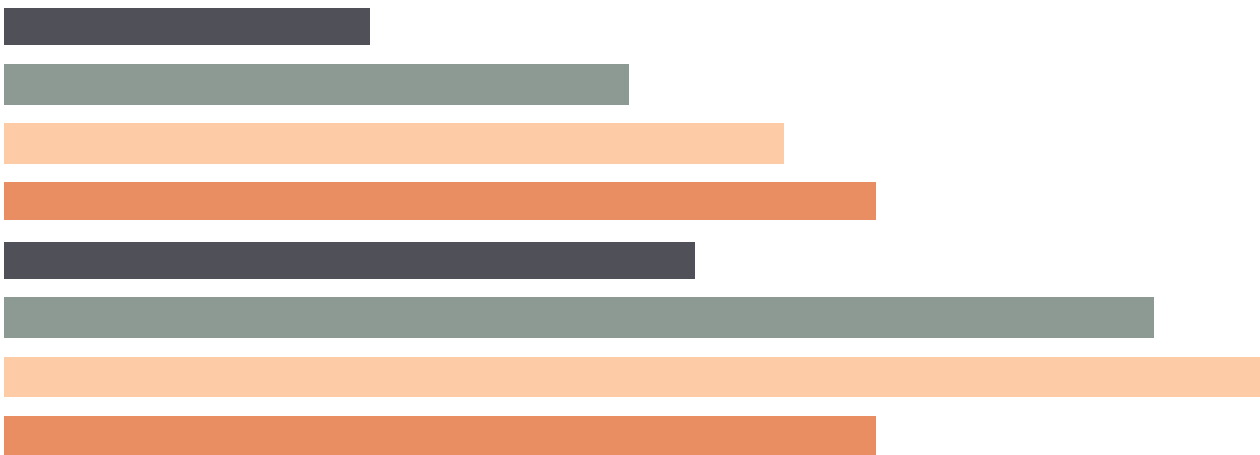
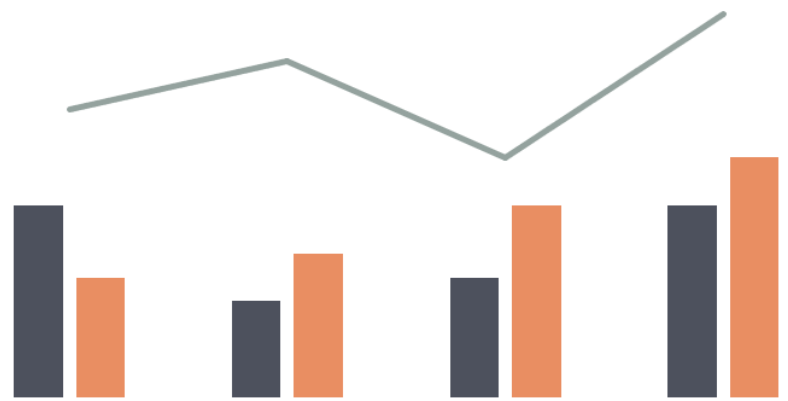


2023

Court of Common Pleas
Caseload Statistics for

Montgomery County



We are pleased to provide you with a copy of the 2023 County Caseload Display pages. They can also be viewed on the AOPC webpage at www.pacourts.us in the *News & Statistics* section under *Research & Statistics*.

Should you have any questions or comments, please do not hesitate to contact me at 717.231.3300 .

Sincerely,

A handwritten signature in black ink, appearing to read "Sasanka", is written over a horizontal line. The signature is fluid and cursive.

Sasanka Adikari, Ph.D.
Data Scientist
Department of Research and Statistics

Table of Contents

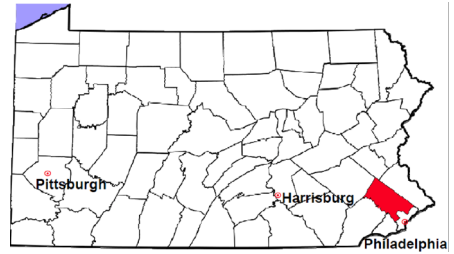
CPCMS Criminal	Page 1
CPCMS Criminal - New Cases by Case Type.....	Page 2
Civil.....	Page 3
Civil - Docketed Cases Listed by Case Type.....	Page 4
Protection From Abuse	Page 5
Spousal & Child Support and Paternity	Page 6
Custody/Partial Custody/Visitation.....	Page 7
Divorce	Page 8
Juvenile Dependency - Active Dependent Inventory	Page 9
Juvenile Dependency - Adjudicated Dependent Inventory	Page 10
Juvenile Delinquency - Cases Pending Disposition.....	Page 11
Juvenile Delinquency - New Cases by Case Type	Page 12
Juvenile Delinquency - Formal Dispositions	Page 13
Juvenile Delinquency - Informal Dispositions	Page 14
Accounts.....	Page 15
Adoptions.....	Page 16
Relinquishments/Terminations	Page 17
Appointment of Guardians	Page 18
Jury Yield and Utilization	Page 19
Problem Solving Courts.....	Pages 20-21

Montgomery County

2023 Population estimate: 868,742

Class of County: 2A

No. of Common Pleas Court Judgeships: 24



2023 Criminal No. of Cases

Cases Pending 1/1/2023	5,772
New Cases Filed in 2023	7,192
Reopened Cases	1,258
Cases Available for Processing	14,222

Processed by:

Withdrawn/Dismissed	402	4.1%
Diversionsary Disposition*	1,149	11.7%
Guilty Plea	6,920	70.2%
Non-Jury Trial	70	0.7%
Jury Trial	46	0.5%
Inactive	1,242	12.6%
Other	28	0.3%
Total Cases Processed	9,857	100.0%

Cases Pending 12/31/2023 **4,365**

Cases Awaiting Sentencing 193

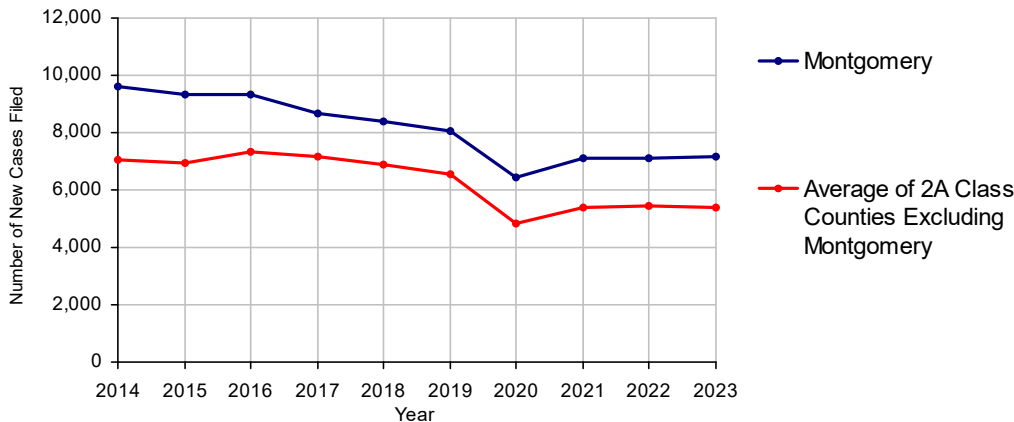
Data provided by CPCMS

* Includes other diversionsary programs such as Veterans Court.

Age of Pending Cases as of 12/31/2023

0-60 Days	1,029	23.6%
61-120 Days	1,160	26.6%
121-180 Days	715	16.4%
181-240 Days	434	9.9%
241-300 Days	331	7.6%
301-360 Days	191	4.4%
Over 360 Days	505	11.6%
Total	4,365	100.0%

Criminal New Cases, 2014-2023



Montgomery County

2023 Population: 868,742

Class of County: 2A

No. of Common Pleas Judgeships: 24

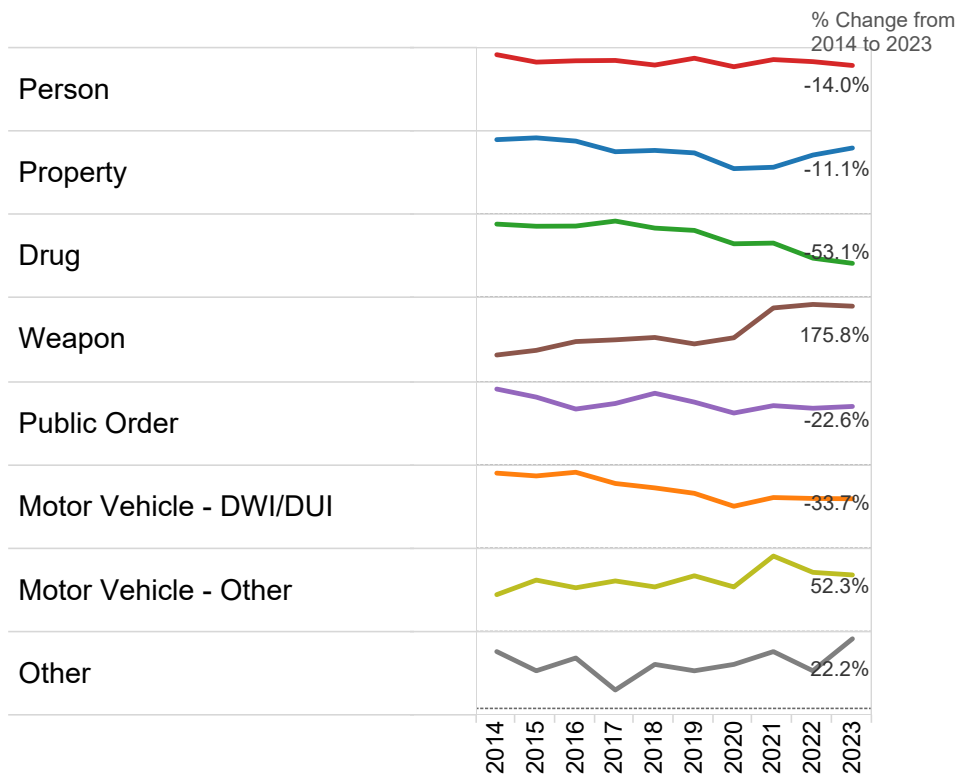


2023 Criminal - New Cases by Offense Type

Case Type	Felony	Misdemeanor	Summary	Total	
Person	542	445	1	988	13.7%
Property	1,526	1,058	3	2,587	36.0%
Drug	148	753	0	901	12.5%
Weapon	214	48	0	262	3.6%
Public Order	151	371	2	524	7.3%
Motor Vehicle - DWI/DUI	59	1,793	0	1,852	25.8%
Motor Vehicle - Other	15	52	0	67	0.9%
Other	10	1	0	11	0.2%
Total	2,665	4,521	6	7,192	100.0%
	37.1%	62.9%	0.1%	100.0%	

Data provided by CPCMS

Criminal New Cases by Offense Type, 2014-2023

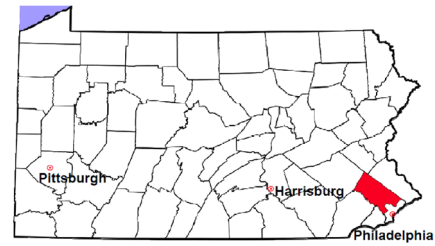


Montgomery County

2023 Population estimate: 868,742

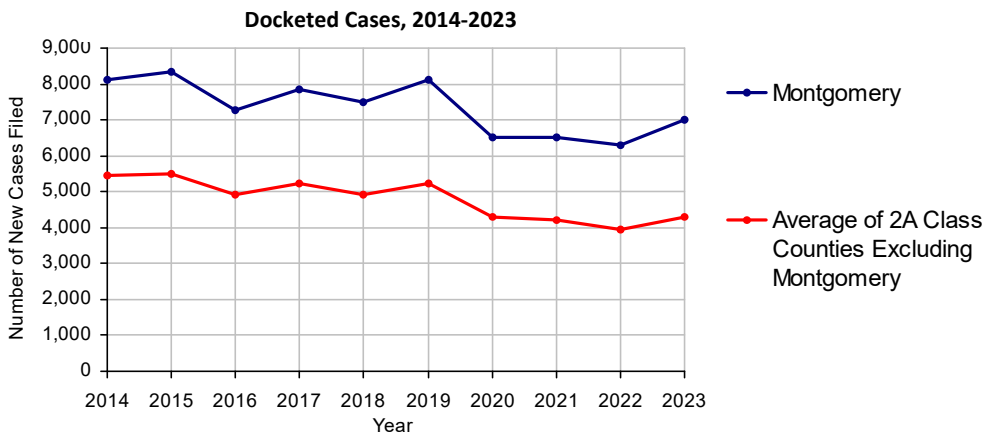
Class of County: 2A

No. of Common Pleas Court Judgeships: 24



2023 Civil	Civil Action	Other	Total
Cases Pending 1/1/2023	9,241	9,655	18,896
Docketed Cases	4,969	2,052	7,021
Arbitration Appeals	78	8	86
Transferred In	111	7	118
Returned to Active	121	50	171
Cases Available for Processing	14,520	11,772	26,292
Processed By:			
Default Judgments	1,067	383	1,450
Cases Decided by Arbitration Board	292	50	342
Dispositive Motions	0	0	0
Settlements	3,150	739	3,889
Moved to Inactive Status	0	0	0
Transferred/Withdrawn	82	32	114
Dismissed/Discontinued	0	0	0
Administrative Purge	272	236	508
Other	1,559	1,353	2,912
Jury Trial	43	0	43
Non-Jury Trial	18	1	19
Total Cases Processed	6,483	2,794	9,277
Cases Pending 12/31/2023	8,037	8,978	17,015

Age of Pending Cases as of 12/31/2023 (Civil Action Only)		
0-6 months	2,327	29.0%
7-12 months	1,264	15.7%
13-18 months	931	11.6%
19-24 months	745	9.3%
25-30 months	758	9.4%
31-36 months	592	7.4%
37-42 months	475	5.9%
43-48 months	272	3.4%
49-54 months	212	2.6%
55-60 months	98	1.2%
61-66 months	46	0.6%
67-72 months	33	0.4%
Over 72 months	284	3.5%
Total	8,037	100.0%

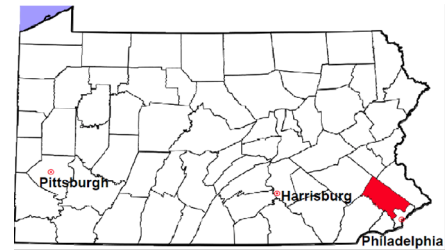


Montgomery County

2023 Population estimate: 868,742

Class of County: 2A

No. of Common Pleas Court Judgeships: 24



2023 Civil - Docketed Cases Listed by Case Type

TORT 1,608 22.9%

(does not include mass tort)

Intentional	47
Malicious Prosecution	4
Motor Vehicle	1,003
Nuisance	5
Premise Liability	271
Product Liability	13
Slander/Libel/Defamation	9
Other	256

MASS TORT 1 <0.1%

Asbestos	1
Tobacco	0
Toxic Tort - DES	0
Toxic Tort - Implant	0
Toxic Waste	0
Other	0

PROFESSIONAL LIABILITY 102 1.5%

Dental	7
Legal	13
Medical Malpractice	52
Other	30

CONTRACT 2,898 41.3%

(does not include judgments)

Buyer Plaintiff	64
Debt Collection: Credit Card	1,480
Debt Collection: Other	857
Employment Dispute: Discrimination	8
Employment Dispute: Other	32
Other	457

Of the Docketed Cases:

Pro Se Filings: 525 7.5% Class Action Suits: 15 0.2% MDJ Appeals: 461 6.6%

*Civil Other

REAL PROPERTY 1,380 19.7%

Ejectment*	94
Eminent Domain/Condemnation*	22
Ground Rent	1
Landlord/Tenant Dispute	359
Mortgage Foreclosure:	
Residential*	757
Commercial*	18
Partition of Real Property*	21
Quiet Title*	37
Other*	71

CIVIL APPEALS 610 8.7%

- Administrative Agencies

Board of Assessment*	210
Board of Elections*	7
Dept. of Transportation*	242
Zoning Board*	19
Statutory Appeal - Other*	17
Other*	115

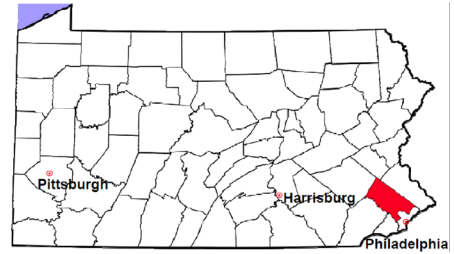
MISCELLANEOUS 422 6.0%

Common Law/	
Statutory Arbitration*	4
Declaratory Judgment*	29
Mandamus*	6
Non-Domestic Relations	
Restraining Order*	68
Quo Warranto*	0
Replevin*	36
Other*	279

TOTAL DOCKETED CASES: 7,021 100.0%

Montgomery County

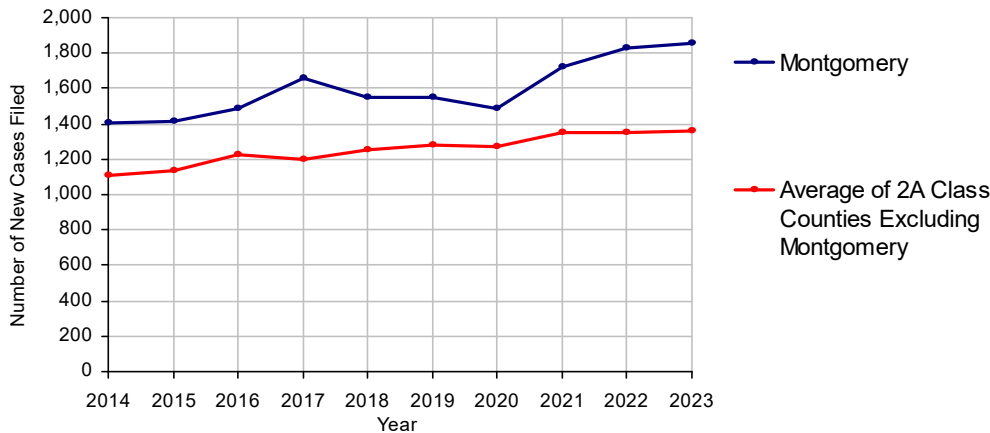
2023 Population estimate: 868,742
 Class of County: 2A
 No. of Common Pleas Court Judgeships: 24



2023 Protection From Abuse

	No. of Petitions
Cases Pending 1/1/2023	558
New Cases Filed in 2023	1,852
<i>Of these, Petitions Requesting Temporary Orders: 1,852 (100.0%)</i>	
<i>Temporary Orders DENIED: 120 (6.5%), Temporary Orders GRANTED: 1,732 (93.5%)</i>	
Cases Available for Processing	2,410
Processed By:	
Temporary Order DENIED After Ex Parte Hearing and No Evidentiary Hearing Scheduled	69 3.5%
Temporary Order DISMISSED After Evidentiary Hearing and No Final Order Entered	0
Final Order DENIED After Evidentiary Hearing Before a Judge or a Judicial Officer	148 7.6%
Final Order GRANTED After Evidentiary Hearing Before a Judge or a Judicial Officer	251 12.8%
Plaintiff Did Not Appear For Evidentiary Hearing	307 15.7%
Final Order by STIPULATION OR AGREEMENT Between the Parties	641 32.8%
Petition WITHDRAWN by Plaintiff	539 27.6%
TRANSFERRED to Another Jurisdiction	0
Other	0
Cases Processed	1,955 100.0%
Cases Pending 12/31/2023	455

PFA New Cases Filed, 2014-2023

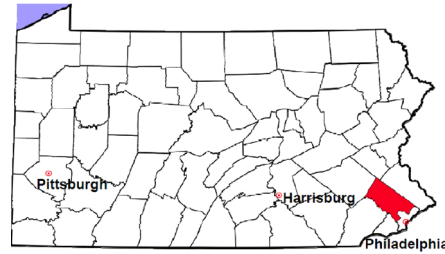


Montgomery County

2023 Population estimate: 868,742

Class of County: 2A

No. of Common Pleas Court Judgeships: 24



2023 Spousal & Child Support	No. of Petitions*
Cases Pending 1/1/2023	1,100
New Cases Filed in 2023	2,964
Dockets Transferred In (+)	59
Dockets Transferred Out (-)	74
Cases Available for Processing	4,049
Processed By:	
Judge	68 2.3%
Intake Officer	2,148 73.1%
Hearing Officer	685 23.3%
Other	39 1.3%
Cases Processed	2,940 100.0%
Cases Pending 12/31/2023	1,109

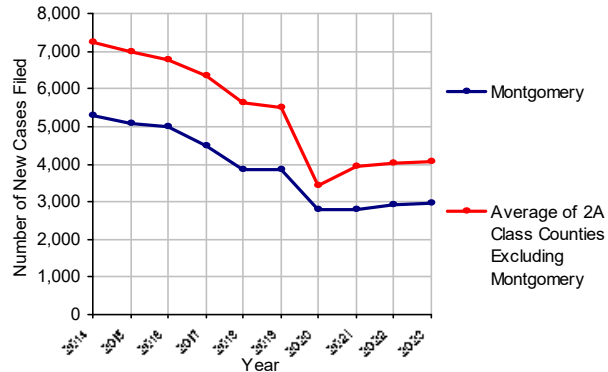
Data provided by PACSES

* "Exceptions" from a Master/Conference Officer are not reported by PACSES.

2023 Paternity	No. of Cases
Acknowledgements Filed:	
Non-Domestic Relations Section	501 89.5%
During Conference	56 10.0%
Non-Stipulated (post genetic test)	2 0.4%
Pre-Trial Conference	1 0.2%
Total	560 100.0%
Established:	
Stipulated by Genetic Tests	46 33.1%
Default - Father Failed to Appear	21 15.1%
Adjudication by Court Proceeding	0
Out of State	72 51.8%
Total	139 100.0%
Cases Pending 12/31/2023	158

Data provided by PACSES

Spousal & Child Support New Cases, 2014-2023



DEFINITIONS:

ACKNOWLEDGEMENTS FILED:

NON-DOMESTIC RELATIONS SECTION: The voluntary Acknowledgement of Paternity by the alleged father.
DURING CONFERENCE: The alleged father signed the Acknowledgement of Paternity-Waiver of Trial (PE-010) at the initial child support conference.
NON-STIPULATED (POST GENETIC TEST): The alleged father signed the Acknowledgement of Paternity-Waiver of Trial after genetic tests were conducted and resulted in the alleged father being determined to be the biological father.
PRE-TRIAL CONFERENCE: The alleged father signed the Acknowledgement of Paternity-Waiver of Trial at the pre-trial conference.

ESTABLISHED:

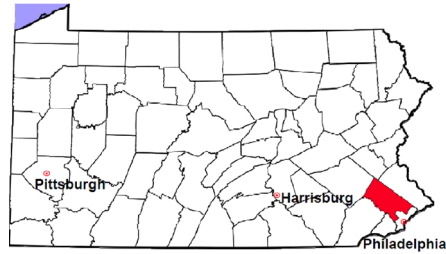
STIPULATED BY GENETIC TESTS: The alleged father requested genetic tests and signed a stipulation that if the test results had a 99% or higher probability of paternity then the alleged father would be stipulated as the biological father of the child.
DEFAULT - FATHER FAILED TO APPEAR: The alleged father failed to appear after being served for either a support conference, hearing, or genetic test and a default paternity order was entered by the court.
ADJUDICATION BY COURT PROCEEDING: The alleged father was determined to be the biological father of the child through a court proceeding.
OUT OF STATE: Paternity was established in another state, "Out of state only".

Montgomery County

2023 Population Estimate: 868,742

Class of County: 2A

No. of Common Pleas Court Judgeships: 24



2023 Custody/Partial Custody/Visitation

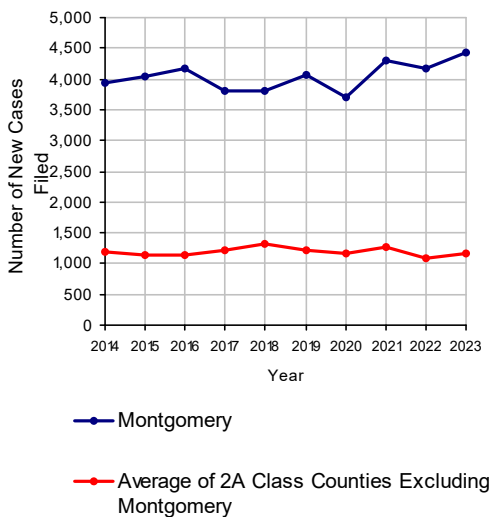
No. of Petitions

Cases Pending 1/1/2023	850
New Cases Filed in 2023	4,442
Cases Available for Processing	5,292
Processed By:	
Judge	2,574 58.8%
Non-Judicial Officer	1,569 35.8%
Administrative Review/Purge	0
Other	236 5.4%
Cases Processed	4,379 100.0%

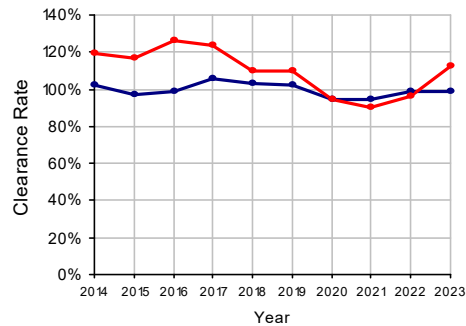
Cases Pending 12/31/2023

913

Custody/Partial Custody/Visitation New Cases Filed, 2014-2023

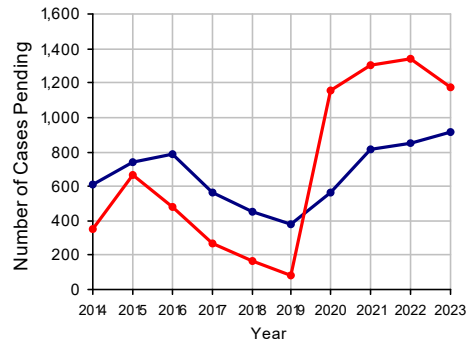


Clearance Rate, 2014-2023



Note: Clearance Rate = Cases Processed / New Cases Filed

Cases Pending at the End of Year, 2014-2023

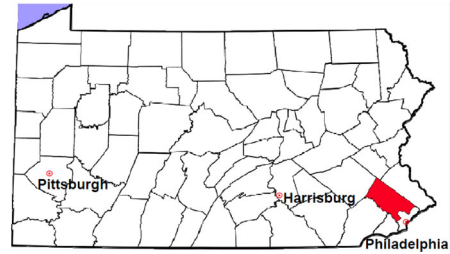


Montgomery County

2023 Population estimate: 868,742

Class of County: 2A

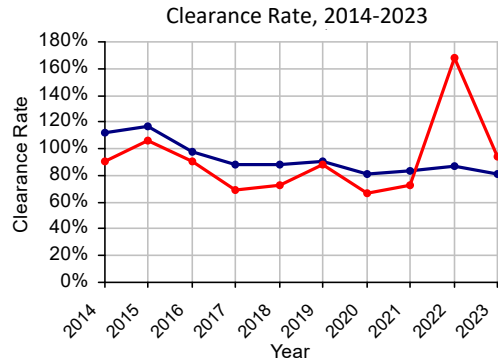
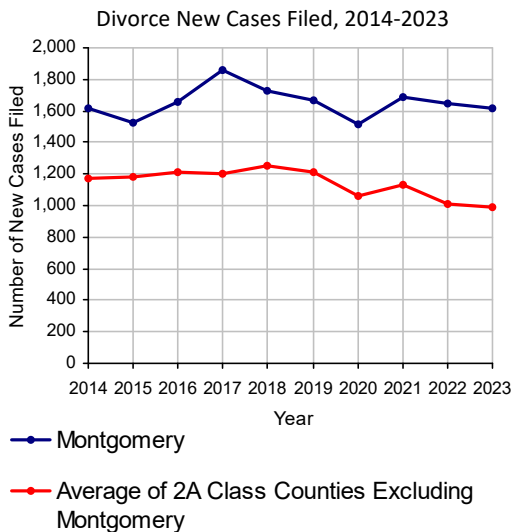
No. of Common Pleas Court Judgeships: 24



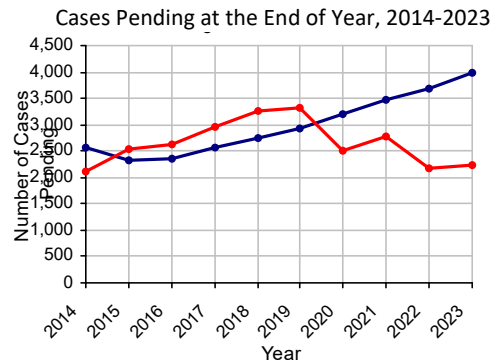
2023 Divorce

	No. of Petitions	
Cases Pending 1/1/2023	3,690	
New Cases Filed in 2023	1,617	
Cases Available for Processing	5,307	
Processed By:		
Contested Before a Judge	0	
Contested Before a Non-Judicial Officer	0	
Uncontested	1,311 ^(O)	100.0%
Administrative Review/Purge	0	
Other	0	
Cases Processed	1,311	100.0%
Cases Pending 12/31/2023	3,996	

(O) - Overinclusive, includes cases in which a judge held an evidentiary hearing.



Note: Clearance Rate = Cases Processed / New Cases Filed

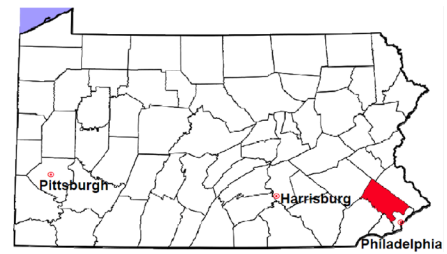


Montgomery County

2023 Population estimate: 868,742

Class of County: 2A

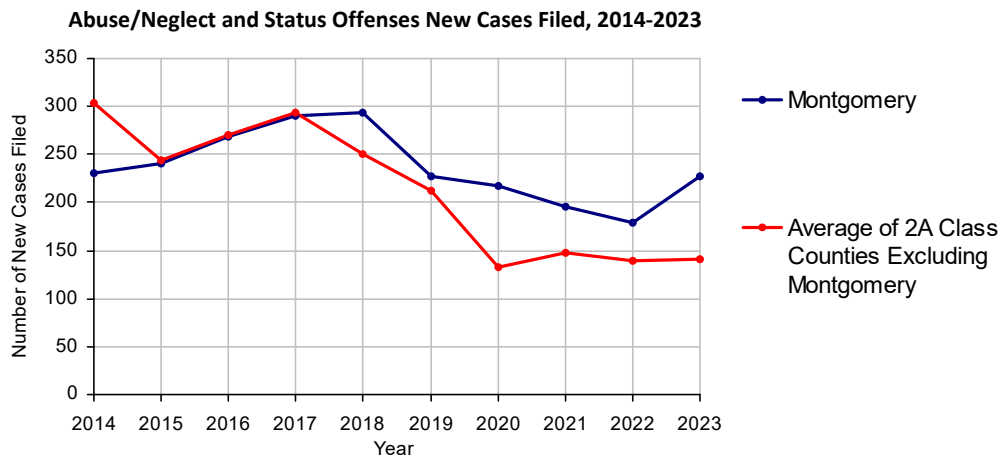
No. of Common Pleas Court Judgeships: 24



2023 Juvenile Dependency - Petitions Pending Adjudication

	Abuse/ Neglect	Status Offenses	Total
Cases Pending 1/1/2023	21	2	23
New Petitions Filed in 2023	215	13	228
Other	21	0	21
Total Petitions Available for Processing	257	15	272
Processed by:			
Adjudicated Dependent			
Judge	176	12	188
Juvenile Court Hearing Officer	18	0	18
Adjudicated NOT Dependent			
Judge	0	0	0
Juvenile Court Hearing Officer	0	0	0
Withdrawn/Dismissed/Inactive	31	0	31
Other	5	0	5
Total Petitions Processed	230	12	242
Cases Pending 12/31/2023	27	3	30

Data provided by CPCMS

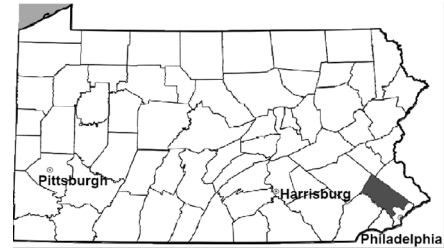


Montgomery County

2023 Population estimate: 868,742

Class of County: 2A

No. of Common Pleas Court Judgeships: 24



2023 Juvenile Dependency - Adjudicated Dependent Inventory

	Abuse/ Neglect	Status Offenses	Total
Cases Pending 1/1/2023	329	7	336
New Adjudicated Dependent Cases	194	12	206
Other	5	1	6
Total Adjudicated Dependent Cases	528	20	548

Court Supervision Terminated:

Family Reunification	36	20.2%	3	27.3%	39	20.6%
Adoption	44	24.7%	0		44	23.3%
Placement with a Relative/Guardian	58	32.6%	6	54.5%	64	33.9%
Aged Out	28	15.7%	2	18.2%	30	15.9%
Other Permanency Outcomes*	5	2.8%	0		5	2.6%
Other**	7	3.9%	0		7	3.7%
Total Adjudicated Dependent Cases Terminated	178	100.0%	11	100.0%	189	100.0%
Cases Pending 12/31/2023	350		9		359	

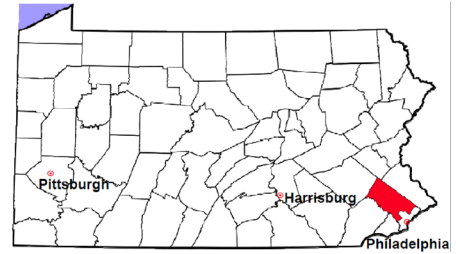
Data provided by CPCMS

* Other Permanency Outcomes include: adjudicated delinquent, death due to natural causes, emancipation, permanent living arrangement, and parent has come forward.

** Other includes cases where court supervision is terminated due to transfer out of jurisdiction, withdrawal and administrative closure.

Montgomery County

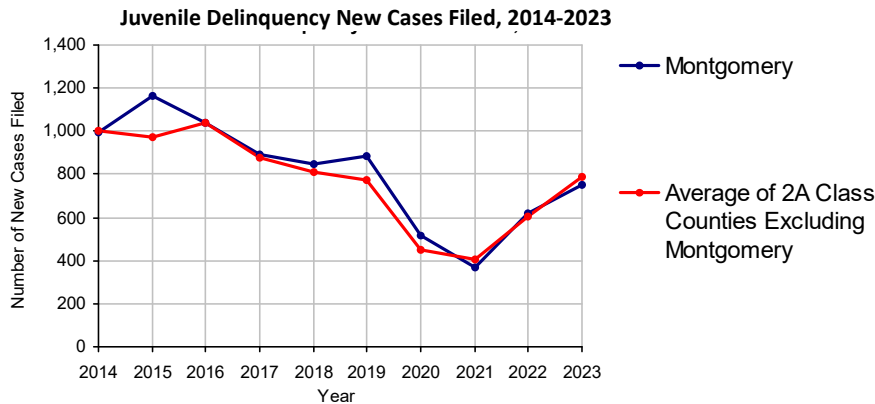
2023 Population estimate: 868,742
 Class of County: 2A
 No. of Common Pleas Court Judgeships: 24



2023 Juvenile Delinquency - Cases Pending Disposition

Begin Pending	311
New Cases	748
Consent Decree Revoked	10
Informal Adjustment Program Revoked	19
Alternative Program Revoked	0
Warrant Returned	13
Other	71
Total Cases Available for Disposition	1,172
Warrant Issued	33
Disposed by:	
Adjudicated Delinquent by a Judge	339
Adjudicated Delinquent by a Juvenile Court Hearing Officer	0
Consent Decree Entered	133
Informal Adjustment Program Entered	121
Warned and Counseled (Pre-Petition)	0
Dismissed/Withdrawn/Transferred	172
Transferred to Criminal Court	0
Other	78
Total Cases Disposed	843
End Pending	296

Data provided by CPCMS



Montgomery County

2023 Population: 868,742
 Class of County: 2A
 No. of Common Pleas Judgeships: 24

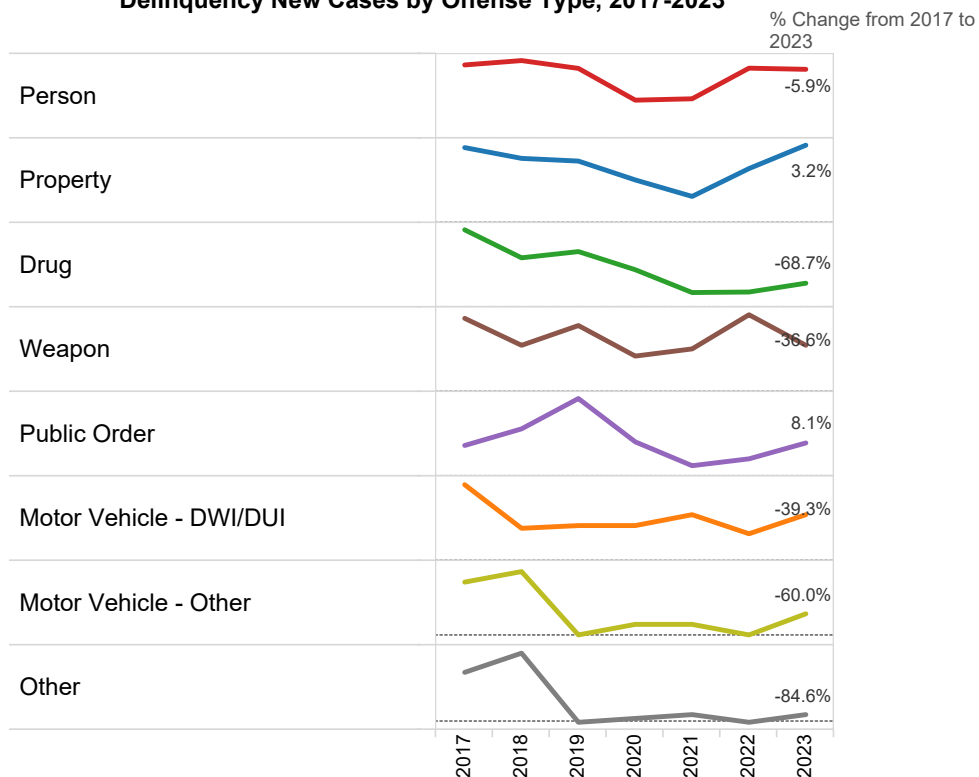


2023 Delinquency - New Cases by Offense Type

Case Type	Felony	Misdemeanor	Summary	Total	
Person	119	181	1	301	40.2%
Property	153	107	0	260	34.8%
Drug	4	43	0	47	6.3%
Weapon	11	15	0	26	3.5%
Public Order	33	60	0	93	12.4%
Motor Vehicle - DWI/DUI	0	17	0	17	2.3%
Motor Vehicle - Other	1	1	0	2	0.3%
Other	0	2	0	2	0.3%
Total	321	426	1	748	100.0%
	42.9%	57.0%	0.1%	100.0%	

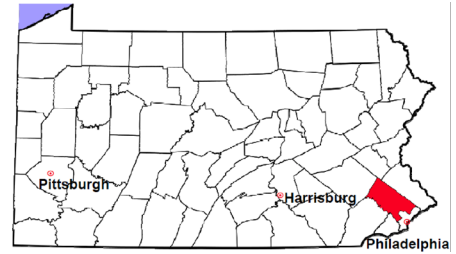
Data provided by CPCMS

Delinquency New Cases by Offense Type, 2017-2023



Montgomery County

2023 Population estimate: 868,742
Class of County: 2A
No. of Common Pleas Court Judgeships: 24



2023 Juvenile Delinquency - Formal Dispositions

Begin Pending	253
Adjudicated Delinquent by a Judge	339
Adjudicated Delinquent by a Juvenile Court Hearing Officer	0
Warrant Returned	17
Other	29
Total Adjudicated Delinquent Cases	638
Warrant Issued	26
Court Supervision Terminated:	
Conditions Satisfied	183
Compelling Reasons	13
Reached Age 21	8
Transferred to Another Juvenile Court	5
Other	15
Total Adjudicated Delinquent Cases Terminated	224
End Pending	388

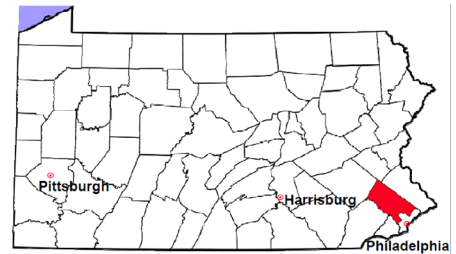
(R) - Revised
Data provided by CPCMS

Montgomery County

2023 Population estimate: 868,742

Class of County: 2A

No. of Common Pleas Court Judgeships: 24



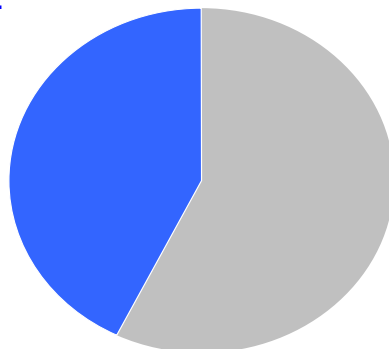
2023 Juvenile Delinquency - Informal Dispositions

Pending Consent Decrees	45
Pending Informal Adjustments	41
New Consent Decrees	133
New Informal Adjustments	121
Warrant Returned	0
Other	3
Cases Informally Disposed	343
Warrant Issued	0
Terminated by:	
Consent Decree Completed	94
Informal Adjustment Completed	66
Consent Decree Revoked	10
Informal Adjustment Program Revoked	19
Other	32
Total Informally Disposed Cases Terminated	221
End Pending	122

(R) - Revised

Data provided by CPCMS

Informal Dispositions: **43%**



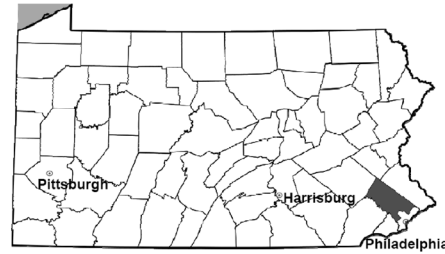
Delinquency Cases are disposed either formally, at a proceeding held before a judge or hearing officer, or informally without a proceeding. Informal dispositions include informal adjustments supervised by a juvenile probation officer; consent decrees agreed upon with the District Attorney after a petition is filed; or other pre-petition process by the juvenile probation department.

Montgomery County

2023 Population estimate: 868,742

Class of County: 2A

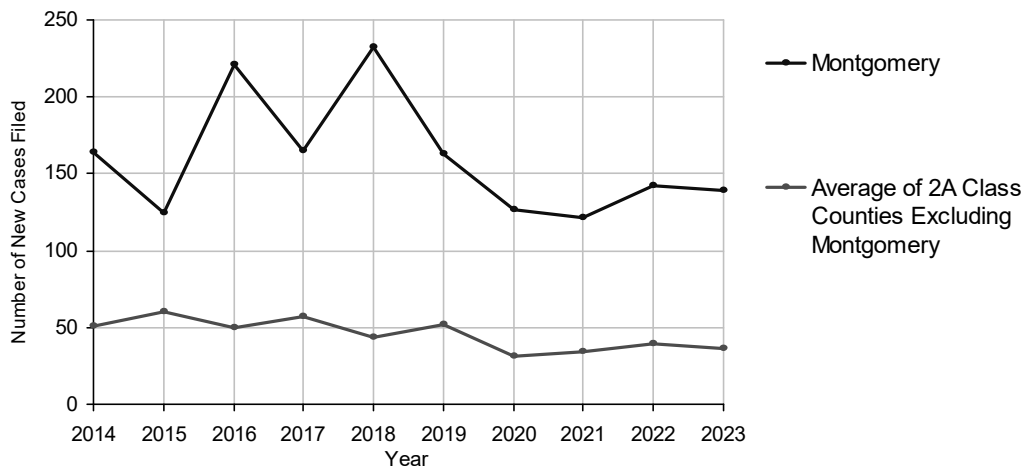
No. of Common Pleas Court Judgeships: 24



2023 Accounts	No. of Cases	
Cases Pending 1/1/2023	37 ^(R)	
New Cases Filed in 2023	139	
Cases Available for Processing	176	
Processed By:		
Contested before a Judge	78	45.3%
Contested before a Non-Judicial Officer	0	
Uncontested	72	41.9%
Other	22	12.8%
Cases Processed	172	100.0%
Cases Pending 12/31/2023	4	

(R) - Revised

Accounts New Cases Filed, 2014-2023

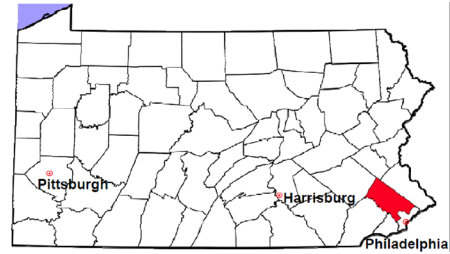


Montgomery County

2023 Population estimate: 868,742

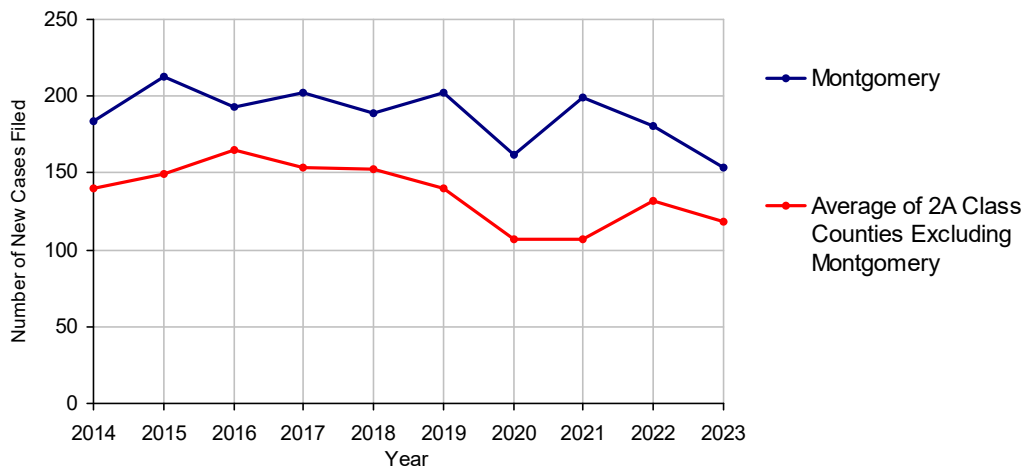
Class of County: 2A

No. of Common Pleas Court Judgeships: 24



2023 Adoptions		No. of Cases	
Cases Pending 1/1/2023		104	
New Cases Filed in 2023		154	
Cases Available for Processing		258	
Processed By:			
Contested before a Judge	Granted	0	
	Denied	0	
Uncontested	Granted	179	100.0%
	Denied	0	
Other		0	
Cases Processed		179	100.0%
Cases Pending 12/31/2023		79	

Adoptions New Cases Filed, 2014-2023

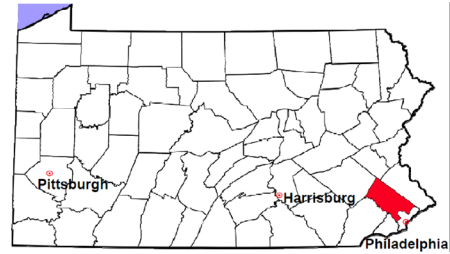


Montgomery County

2023 Population estimate: 868,742

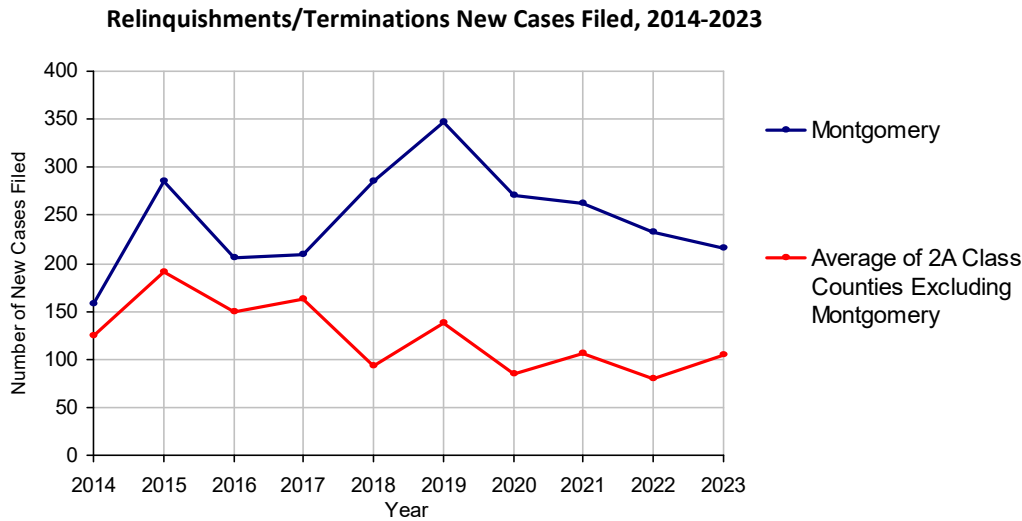
Class of County: 2A

No. of Common Pleas Court Judgeships: 24



2023 Relinquishments/Terminations	No. of Cases	
Cases Pending 1/1/2023	11 (R)	
New Cases Filed in 2023	216	
Cases Available for Processing	227	
Processed By:		
Contested before a Judge	161	77.4%
Uncontested	47	22.6%
Other	0	
Cases Processed	208	100.0%
Cases Pending 12/31/2023	19	

(R) - Revised

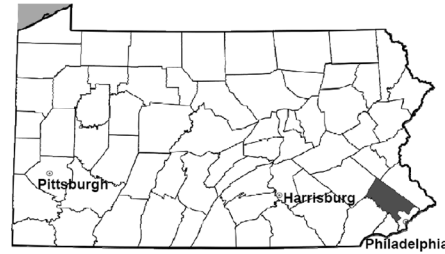


Montgomery County

2023 Population estimate: 868,742

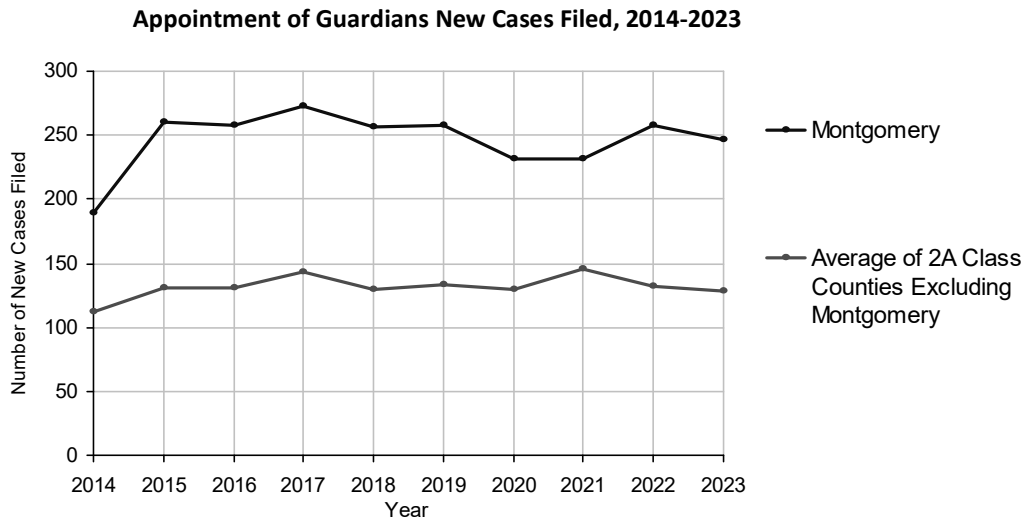
Class of County: 2A

No. of Common Pleas Court Judgeships: 24



2023 Appointment of Guardians	No. of Cases	
Cases Pending 1/1/2023	25 ^(R)	
New Cases Filed in 2023	247	
Cases Available for Processing	272	
Processed By:		
Contested before a Judge	244	100.0%
Uncontested	0	
Other	0	
Cases Processed	244	100.0%
Cases Pending 12/31/2023	28	

(R) - Revised

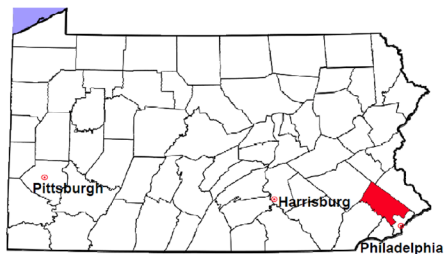


Montgomery County

2023 Population estimate: 868,742

Class of County: 2A

No. of Common Pleas Court Judgeships: 24



2023 Jury Yield and Utilization

Jury Yield

Qualification Questionnaires/Summonses Mailed:	82,225	A		
Returned Undeliverable:	2,168	B	2.6%	Of Qualification Questionnaires/ Summonses Mailed
Not Responded to:	16,866	C	20.5%	
the Number of Prospective Jurors:				
Disqualified:	6,109	D	7.4%	
Exempted:	748	E	0.9%	
Excused:	9,174	F	11.2%	
Deferred to New Term:	5,722	G	7.0%	
Deferred from Previous Term:	406	H	0.5%	
Total Number of Qualified Jurors Available for Service:	41,844	I	50.9%	

$I = A - B - C - D - E - F - G + H$

Jury Utilization

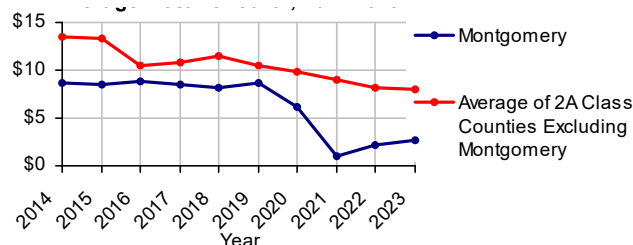
the Number of Jurors:			
Reporting for Service:	12,407	29.7%	Of Jurors Qualified and Available
Told Not to Report for Service:	40,025	95.7%	
Sent to Courtroom for Jury Selection (Voir Dire):	7,962	64.2%	Of Jurors Reporting for Service
Impaneled or Sworn (jurors/alternates):	1,577	12.7%	
Removed for Cause/Hardship:	1,955		
Removed by Peremptory Challenge:	1,360		
Number of Jury Trials Started:	114		
Pool Days:	135		
Zero Panel Days	42	31.1%	(Of Pool Days)

Jury Costs

Total Annual Budget for Juror Operations:	\$217,808.00	J
Average Cost Per Juror:	\$2.65	K

$K = J/A$

Average Cost Per Juror, 2014-2023

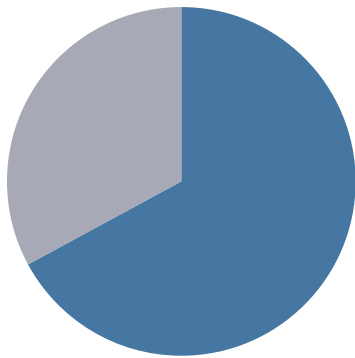


Montgomery County

2023 Problem Solving Courts

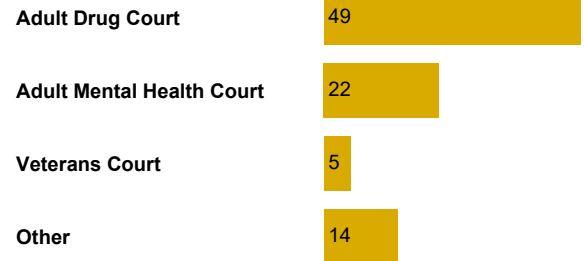
76 Discharges

Of All Court Participants Discharged:



67%
Graduated
Successfully

90 Admissions

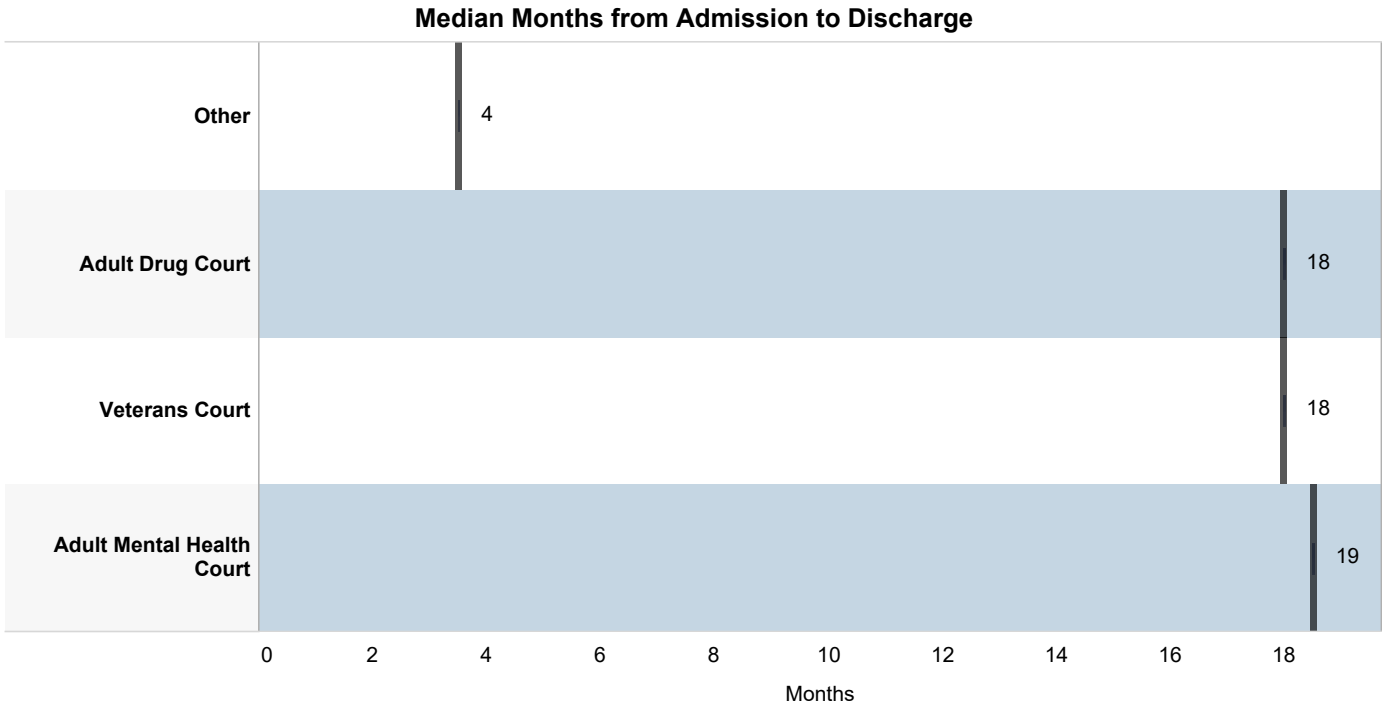


Discharge Reason

	Successfully Completed	Unsuccessful/New Offense	Unsuccessful /Non-Compliant	Unsuccessful /Absconded	Other	Total Discharges
Adult Drug Court	22 (62.9%)	1 (2.9%)	8 (22.9%)	4 (11.4%)		35 (100.0%)
Adult Mental Health Court	17 (70.8%)		4 (16.7%)	1 (4.2%)	2 (8.3%)	24 (100.0%)
Veterans Court	3 (100.0%)					3 (100.0%)
Other	9 (64.3%)	3 (21.4%)	1 (7.1%)	1 (7.1%)		14 (100.0%)

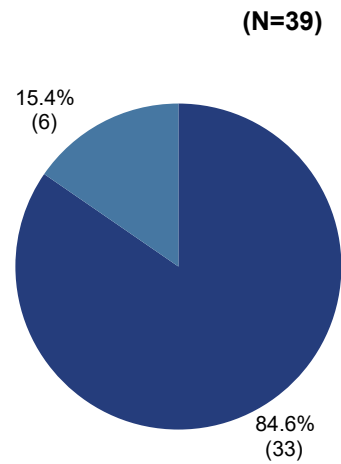
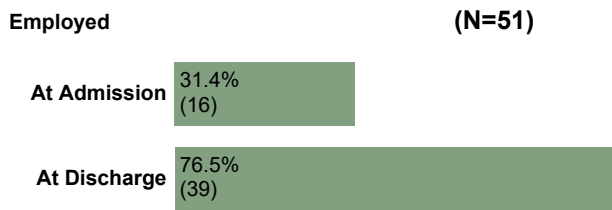
Montgomery County

2023 Problem Solving Courts



Among successful graduates, there was a 144% increase in employment.

85% of the employed successful graduates were employed full time:



20% (15) of all participants have improved in **education level** at discharge.

■ Employed Full Time
■ Employed Part Time

DEPARTMENT OF RESEARCH & STATISTICS

KIM NIEVES, PH.D.

DIRECTOR

ANDREW GINDER, MPA

ASSISTANT DIRECTOR

YAN LIU, M.S.

SENIOR STATISTICAL ANALYST

SASANKA ADIKARI, PH.D

DATA SCIENTIST

AMANDA PEREIRA

RESEARCH ASSISTANT