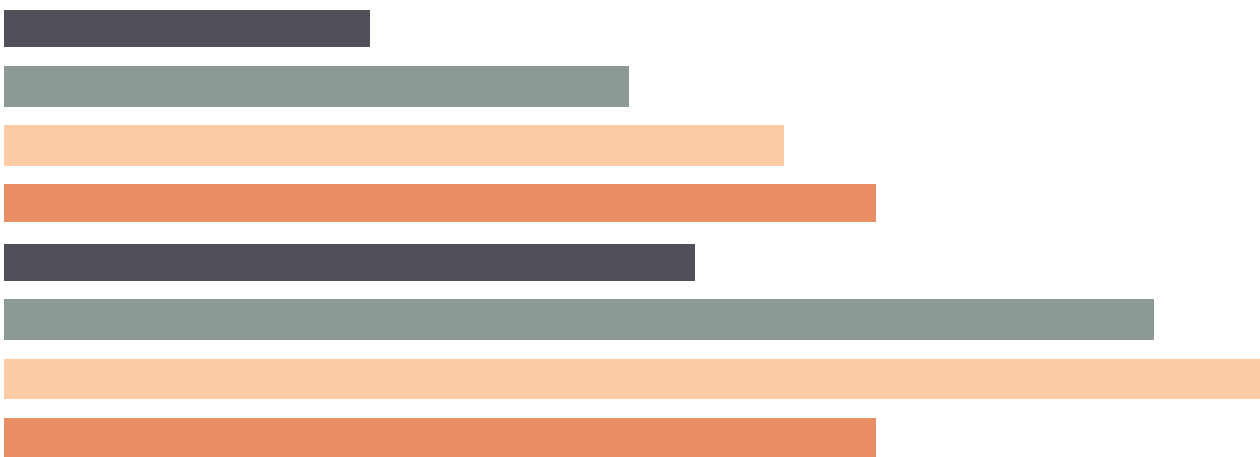
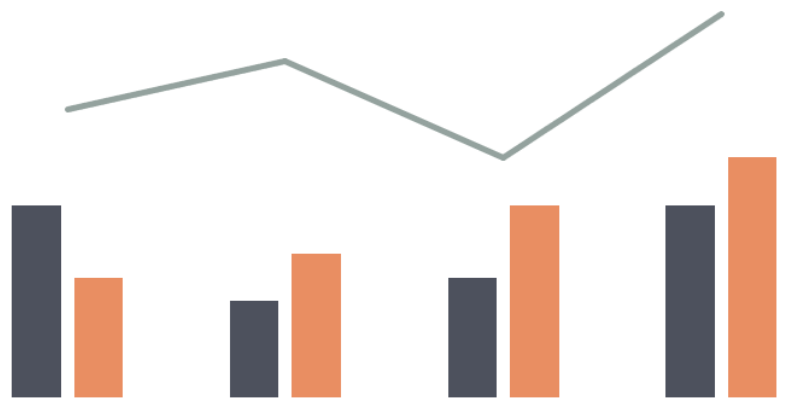
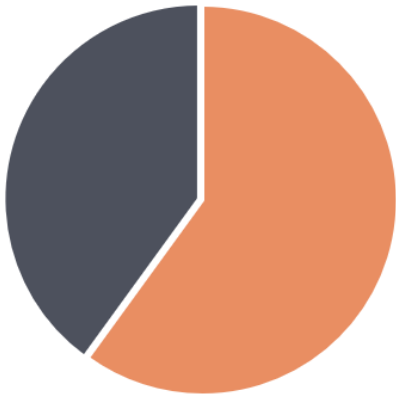


2023

Northumberland County

Court of Common Pleas
Caseload Statistics for



We are pleased to provide you with a copy of the 2023 County Caseload Display pages. They can also be viewed on the AOPC webpage at www.pacourts.us in the *News & Statistics* section under *Research & Statistics*.

Should you have any questions or comments, please do not hesitate to contact me at 717.231.3300 .

Sincerely,

A handwritten signature in black ink, appearing to read "Sasanka", is written over a horizontal line. The signature is fluid and cursive.

Sasanka Adikari, Ph.D.
Data Scientist
Department of Research and Statistics

Table of Contents

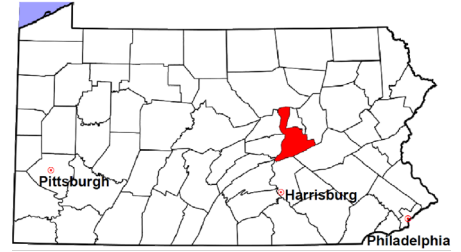
CPCMS Criminal	Page 1
CPCMS Criminal - New Cases by Case Type.....	Page 2
Civil.....	Page 3
Civil - Docketed Cases Listed by Case Type.....	Page 4
Protection From Abuse	Page 5
Spousal & Child Support and Paternity	Page 6
Custody/Partial Custody/Visitation.....	Page 7
Divorce	Page 8
Juvenile Dependency - Active Dependent Inventory	Page 9
Juvenile Dependency - Adjudicated Dependent Inventory	Page 10
Juvenile Delinquency - Cases Pending Disposition.....	Page 11
Juvenile Delinquency - New Cases by Case Type	Page 12
Juvenile Delinquency - Formal Dispositions	Page 13
Juvenile Delinquency - Informal Dispositions	Page 14
Accounts.....	Page 15
Adoptions.....	Page 16
Relinquishments/Terminations	Page 17
Appointment of Guardians	Page 18
Jury Yield and Utilization	Page 19
Problem Solving Courts.....	Pages 20-21

Northumberland County

2023 Population estimate: 90,120

Class of County: 5th

No. of Common Pleas Court Judgeships: 3

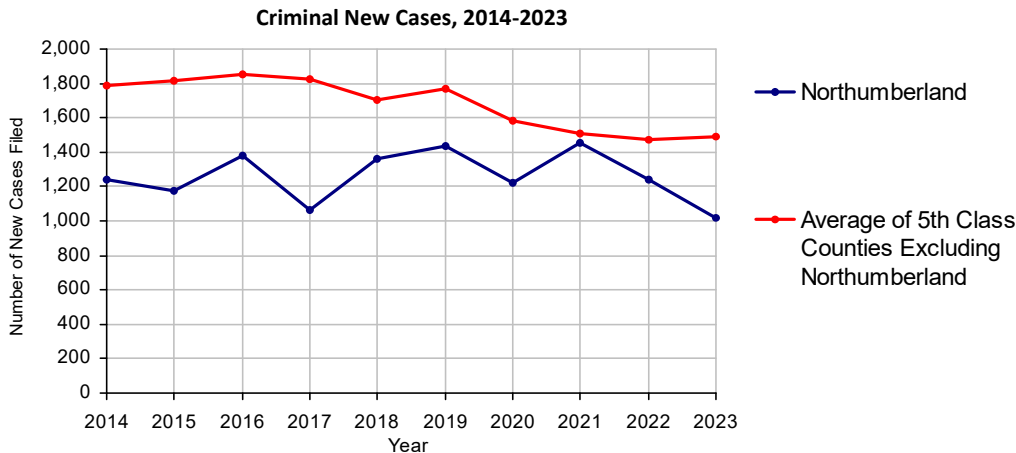


2023 Criminal	No. of Cases	
Cases Pending 1/1/2023	1,201	
New Cases Filed in 2023	1,022	
Reopened Cases	244	
Cases Available for Processing	2,467	
Processed by:		
Withdrawn/Dismissed	120	8.9%
Diversionsary Disposition*	168	12.5%
Guilty Plea	862	64.1%
Non-Jury Trial	11	0.8%
Jury Trial	14	1.0%
Inactive	161	12.0%
Other	8	0.6%
Total Cases Processed	1,344	100.0%
Cases Pending 12/31/2023	1,123	
Cases Awaiting Sentencing	117	

Age of Pending Cases as of 12/31/2023		
0-60 Days	123	11.0%
61-120 Days	146	13.0%
121-180 Days	110	9.8%
181-240 Days	101	9.0%
241-300 Days	111	9.9%
301-360 Days	83	7.4%
Over 360 Days	449	40.0%
Total	1,123	100.0%

Data provided by CPCMS

* Includes other diversionary programs such as Veterans Court.



Northumberland County

2023 Population: 90,120
 Class of County: 5th
 No. of Common Pleas Judgeships: 3

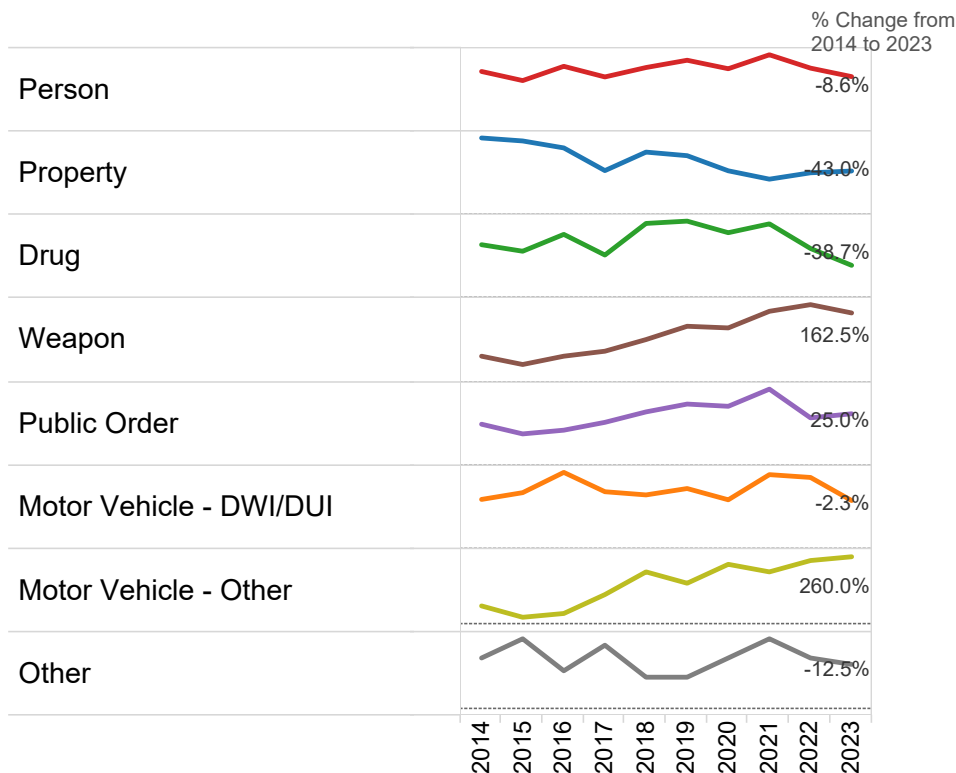


2023 Criminal - New Cases by Offense Type

Case Type	Felony	Misdemeanor	Summary	Total	
Person	100	81	0	181	17.7%
Property	113	106	1	220	21.5%
Drug	52	103	0	155	15.2%
Weapon	35	7	0	42	4.1%
Public Order	49	91	0	140	13.7%
Motor Vehicle - DWI/DUI	4	255	0	259	25.3%
Motor Vehicle - Other	0	17	1	18	1.8%
Other	7	0	0	7	0.7%
Total	360	660	2	1,022	100.0%
	35.2%	64.6%	0.2%	100.0%	

Data provided by CPCMS

Criminal New Cases by Offense Type, 2014-2023

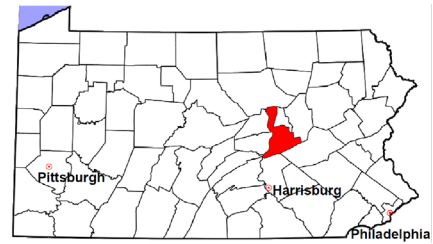


Northumberland County

2023 Population estimate: 90,120

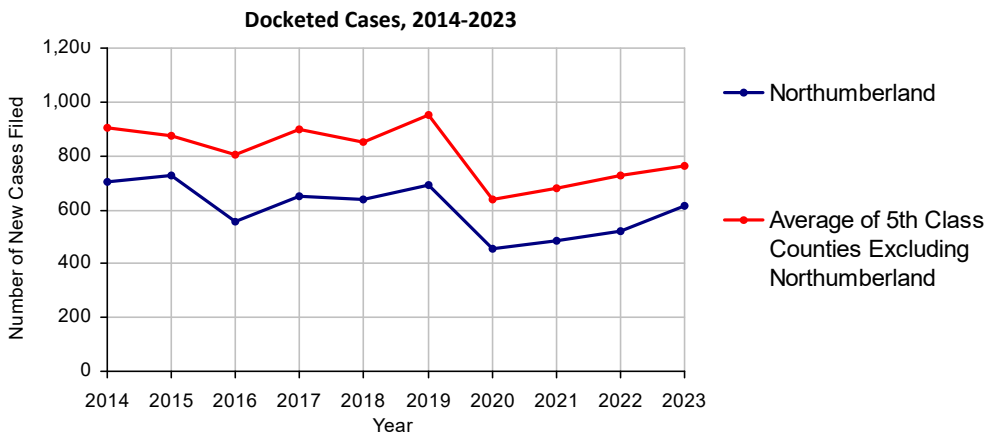
Class of County: 5th

No. of Common Pleas Court Judgeships: 3



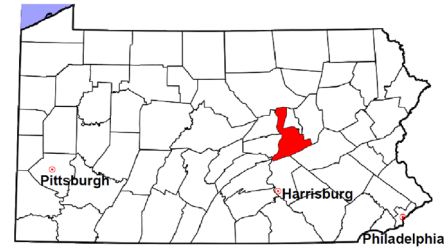
2023 Civil	Civil Action	Other	Total
Cases Pending 1/1/2023	969	680	1,649
Docketed Cases	395	222	617
Arbitration Appeals	0	0	0
Transferred In	0	0	0
Returned to Active	0	0	0
Cases Available for Processing	1,364	902	2,266
Processed By:			
Default Judgments	134	73	207
Cases Decided by Arbitration Board	0	0	0
Dispositive Motions	0	0	0
Settlements	0	0	0
Moved to Inactive Status	0	0	0
Transferred/Withdrawn	5	0	5
Dismissed/Discontinued	144	54	198
Administrative Purge	0	0	0
Other	0	1	1
Jury Trial	0	0	0
Non-Jury Trial	0	0	0
Total Cases Processed	283	128	411
Cases Pending 12/31/2023	1,081	774	1,855

Age of Pending Cases as of 12/31/2023 (Civil Action Only)		
0-6 months	189	17.5%
7-12 months	102	9.4%
13-18 months	68	6.3%
19-24 months	58	5.4%
25-30 months	58	5.4%
31-36 months	41	3.8%
37-42 months	54	5.0%
43-48 months	28	2.6%
49-54 months	43	4.0%
55-60 months	50	4.6%
61-66 months	40	3.7%
67-72 months	71	6.6%
Over 72 months	279	25.8%
Total	1,081	100.0%



Northumberland County

2023 Population estimate: 90,120
 Class of County: 5th
 No. of Common Pleas Court Judgeships: 3



2023 Civil - Docketed Cases Listed by Case Type

TORT	68	11.0%
<i>(does not include mass tort)</i>		
Intentional	3	
Malicious Prosecution	0	
Motor Vehicle	27	
Nuisance	0	
Premise Liability	9	
Product Liability	2	
Slander/Libel/Defamation	1	
Other	26	
MASS TORT	0	
Asbestos	0	
Tobacco	0	
Toxic Tort - DES	0	
Toxic Tort - Implant	0	
Toxic Waste	0	
Other	0	
PROFESSIONAL LIABILITY	8	1.3%
Dental	0	
Legal	0	
Medical Malpractice	6	
Other	2	
CONTRACT	318	51.5%
<i>(does not include judgments)</i>		
Buyer Plaintiff	3	
Debt Collection: Credit Card	169	
Debt Collection: Other	130	
Employment Dispute: Discrimination	0	
Employment Dispute: Other	1	
Other	15	

REAL PROPERTY	162	26.3%
Ejectment*	16	
Eminent Domain/Condemnation*	13	
Ground Rent	0	
Landlord/Tenant Dispute	1	
Mortgage Foreclosure:		
Residential*	112	
Commercial*	0	
Partition of Real Property*	8	
Quiet Title*	7	
Other*	5	
CIVIL APPEALS	20	3.2%
<i>- Administrative Agencies</i>		
Board of Assessment*	1	
Board of Elections*	0	
Dept. of Transportation*	14	
Zoning Board*	2	
Statutory Appeal - Other*	0	
Other*	3	
MISCELLANEOUS	41	6.6%
Common Law/		
Statutory Arbitration*	0	
Declaratory Judgment*	2	
Mandamus*	1	
Non-Domestic Relations		
Restraining Order*	0	
Quo Warranto*	0	
Replevin*	6	
Other*	32	
TOTAL DOCKETED CASES:	617	100.0%

Of the Docketed Cases:

Pro Se Filings: 1 0.2% Class Action Suits: 0 MDJ Appeals: 2 0.3%

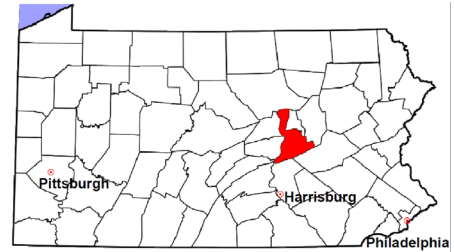
*Civil Other

Northumberland County

2023 Population estimate: 90,120

Class of County: 5th

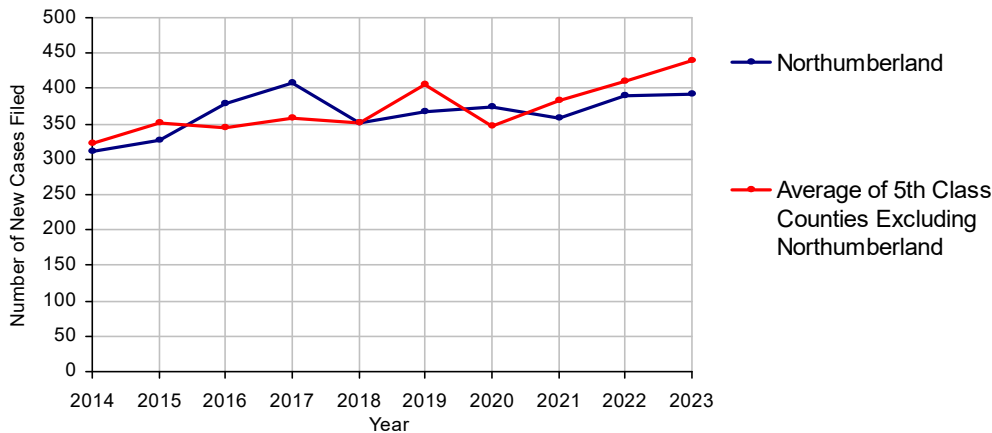
No. of Common Pleas Court Judgeships: 3



2023 Protection From Abuse

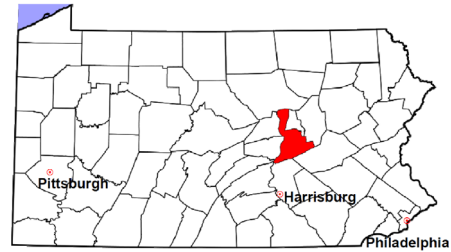
	No. of Petitions
Cases Pending 1/1/2023	12
New Cases Filed in 2023	391
<i>Of these, Petitions Requesting Temporary Orders: 373 (95.4%)</i>	
<i>Temporary Orders DENIED: 55 (14.7%), Temporary Orders GRANTED: 318 (85.3%)</i>	
Cases Available for Processing	403
Processed By:	
Temporary Order DENIED After Ex Parte Hearing and No Evidentiary Hearing Scheduled	49 12.8%
Temporary Order DISMISSED After Evidentiary Hearing and No Final Order Entered	7 1.8%
Final Order DENIED After Evidentiary Hearing Before a Judge or a Judicial Officer	52 13.6%
Final Order GRANTED After Evidentiary Hearing Before a Judge or a Judicial Officer	122 31.9%
Plaintiff Did Not Appear For Evidentiary Hearing	60 15.7%
Final Order by STIPULATION OR AGREEMENT Between the Parties	0
Petition WITHDRAWN by Plaintiff	68 17.8%
TRANSFERRED to Another Jurisdiction	0
Other	25 6.5%
Cases Processed	383 100.0%
Cases Pending 12/31/2023	20

PFA New Cases Filed, 2014-2023



Northumberland County

2023 Population estimate: 90,120
 Class of County: 5th
 No. of Common Pleas Court Judgeships: 3



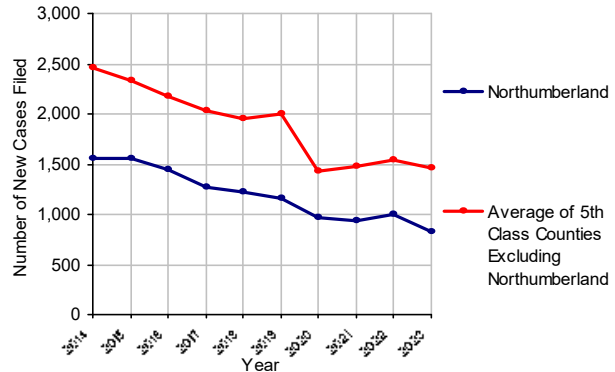
2023 Spousal & Child Support	No. of Petitions
Cases Pending 1/1/2023	116
New Cases Filed in 2023	827
Dockets Transferred In (+)	27
Dockets Transferred Out (-)	27
Cases Available for Processing	943
Processed By:	
Judge	29 3.5%
Intake Officer	776 93.7%
Hearing Officer	23 2.8%
Other	0
Cases Processed	828 100.0%
Cases Pending 12/31/2023	115

Data provided by PACSES

2023 Paternity	No. of Cases
Acknowledgements Filed:	
Non-Domestic Relations Section	144 94.1%
During Conference	4 2.6%
Non-Stipulated (post genetic test)	0
Pre-Trial Conference	5 3.3%
Total	153 100.0%
Established:	
Stipulated by Genetic Tests	18 29.0%
Default - Father Failed to Appear	3 4.8%
Adjudication by Court Proceeding	0
Out of State	41 66.1%
Total	62 100.0%
Cases Pending 12/31/2023	27

Data provided by PACSES

Spousal & Child Support New Cases, 2014-2023



DEFINITIONS:

ACKNOWLEDGEMENTS FILED:

NON-DOMESTIC RELATIONS SECTION: The voluntary Acknowledgement of Paternity by the alleged father.
DURING CONFERENCE: The alleged father signed the Acknowledgement of Paternity-Waiver of Trial (PE-010) at the initial child support conference.
NON-STIPULATED (POST GENETIC TEST): The alleged father signed the Acknowledgement of Paternity-Waiver of Trial after genetic tests were conducted and resulted in the alleged father being determined to be the biological father.
PRE-TRIAL CONFERENCE: The alleged father signed the Acknowledgement of Paternity-Waiver of Trial at the pre-trial conference.

ESTABLISHED:

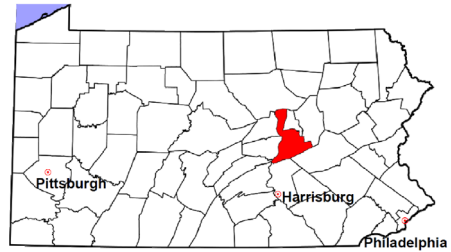
STIPULATED BY GENETIC TESTS: The alleged father requested genetic tests and signed a stipulation that if the test results had a 99% or higher probability of paternity then the alleged father would be stipulated as the biological father of the child.
DEFAULT - FATHER FAILED TO APPEAR: The alleged father failed to appear after being served for either a support conference, hearing, or genetic test and a default paternity order was entered by the court.
ADJUDICATION BY COURT PROCEEDING: The alleged father was determined to be the biological father of the child through a court proceeding.
OUT OF STATE: Paternity was established in another state, "Out of state only".

Northumberland County

2023 Population Estimate: 90,120

Class of County: 5th

No. of Common Pleas Court Judgeships: 3



2023 Custody/Partial Custody/Visitation

**No. of
Petitions**

Cases Pending 1/1/2023	239
New Cases Filed in 2023	824
Cases Available for Processing	1,063

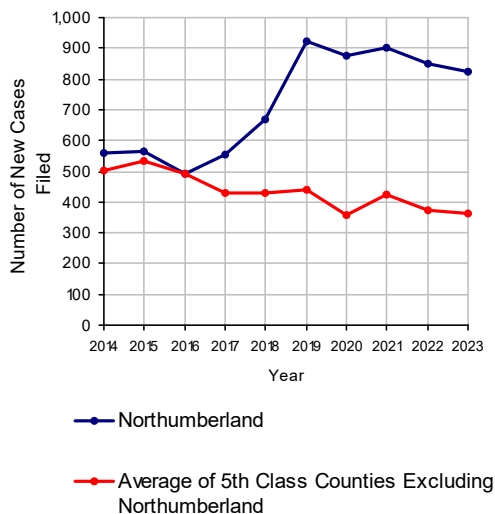
Processed By:

Judge	210	24.1%
Non-Judicial Officer	393	45.0%
Administrative Review/Purge	0	
Other	270	30.9%
Cases Processed	873	100.0%

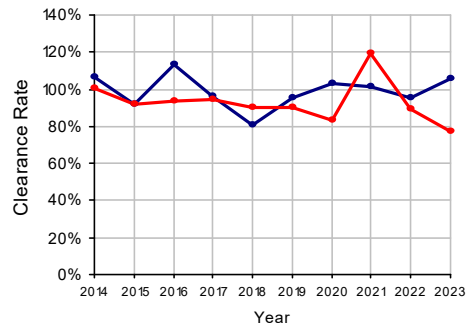
Cases Pending 12/31/2023

190

Custody/Partial Custody/Visitation New Cases Filed, 2014-2023

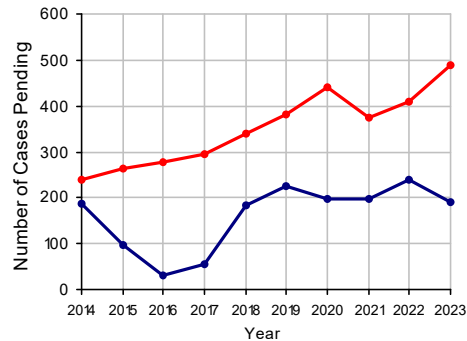


Clearance Rate, 2014-2023



Note: Clearance Rate = Cases Processed / New Cases Filed

Cases Pending at the End of Year, 2014-2023

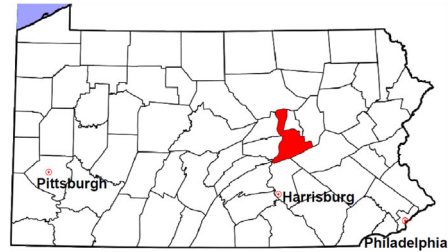


Northumberland County

2023 Population estimate: 90,120

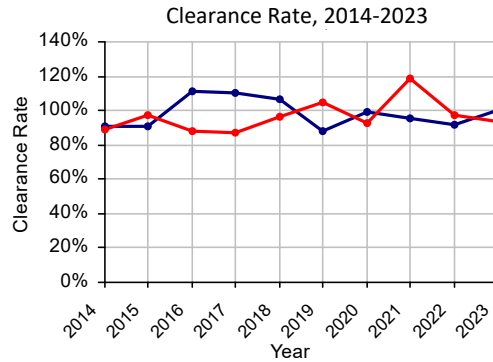
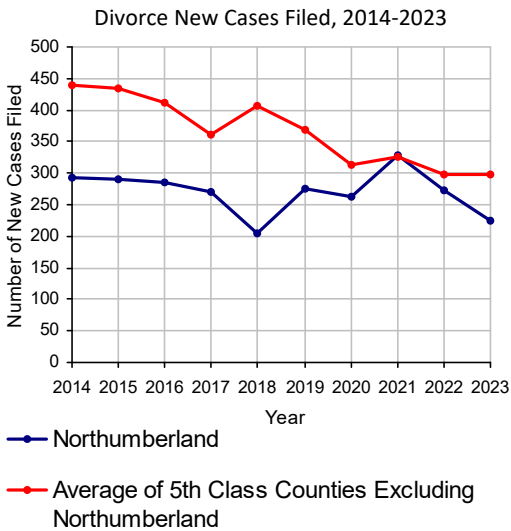
Class of County: 5th

No. of Common Pleas Court Judgeships: 3

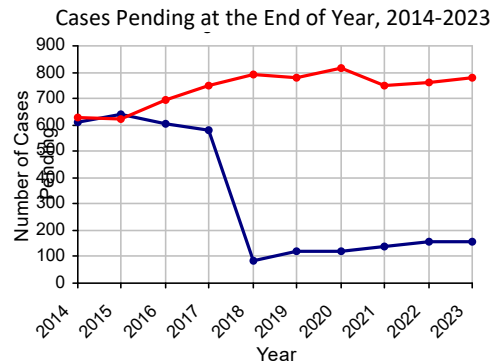


2023 Divorce

	No. of Petitions	
Cases Pending 1/1/2023	156	
New Cases Filed in 2023	224	
Cases Available for Processing	380	
Processed By:		
Contested Before a Judge	7	3.1%
Contested Before a Non-Judicial Officer	12	5.3%
Uncontested	189	84.0%
Administrative Review/Purge	0	
Other	17	7.6%
Cases Processed	225	100.0%
Cases Pending 12/31/2023	155	

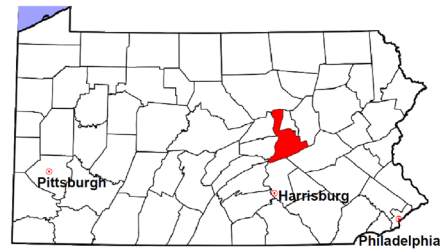


Note: Clearance Rate = Cases Processed / New Cases Filed



Northumberland County

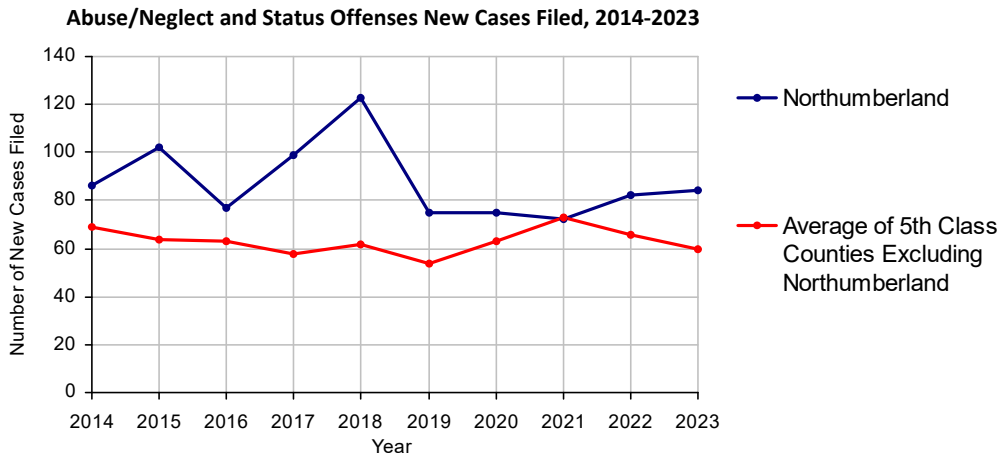
2023 Population estimate: 90,120
 Class of County: 5th
 No. of Common Pleas Court Judgeships: 3



2023 Juvenile Dependency - Petitions Pending Adjudication

	Abuse/ Neglect	Status Offenses	Total
Cases Pending 1/1/2023	11	0	11
New Petitions Filed in 2023	77	7	84
Other	15	5	20
Total Petitions Available for Processing	103	12	115
Processed by:			
Adjudicated Dependent			
Judge	82	12	94
Juvenile Court Hearing Officer	0	0	0
Adjudicated NOT Dependent			
Judge	7	0	7
Juvenile Court Hearing Officer	0	0	0
Withdrawn/Dismissed/Inactive	6	0	6
Other	5	0	5
Total Petitions Processed	100	12	112
Cases Pending 12/31/2023	3	0	3

Data provided by CPCMS

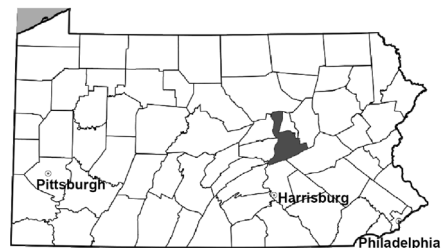


Northumberland County

2023 Population estimate: 90,120

Class of County: 5th

No. of Common Pleas Court Judgeships: 3



2023 Juvenile Dependency - Adjudicated Dependent Inventory

	Abuse/ Neglect	Status Offenses	Total
Cases Pending 1/1/2023	80	11	91
New Adjudicated Dependent Cases	82	12	94
Other	1	0	1
Total Adjudicated Dependent Cases	163	23	186

Court Supervision Terminated:

Family Reunification	15	25.0%	2	25.0%	17	25.0%
Adoption	12	20.0%	0		12	17.6%
Placement with a Relative/Guardian	28	46.7%	6	75.0%	34	50.0%
Aged Out	4	6.7%	0		4	5.9%
Other Permanency Outcomes*	0		0		0	
Other**	1	1.7%	0		1	1.5%
Total Adjudicated Dependent Cases Terminated	60	100.0%	8	100.0%	68	100.0%
Cases Pending 12/31/2023	103		15		118	

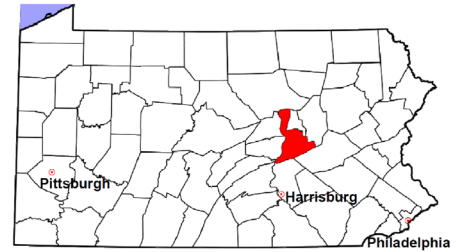
Data provided by CPCMS

* Other Permanency Outcomes include: adjudicated delinquent, death due to natural causes, emancipation, permanent living arrangement, and parent has come forward.

** Other includes cases where court supervision is terminated due to transfer out of jurisdiction, withdrawal and administrative closure.

Northumberland County

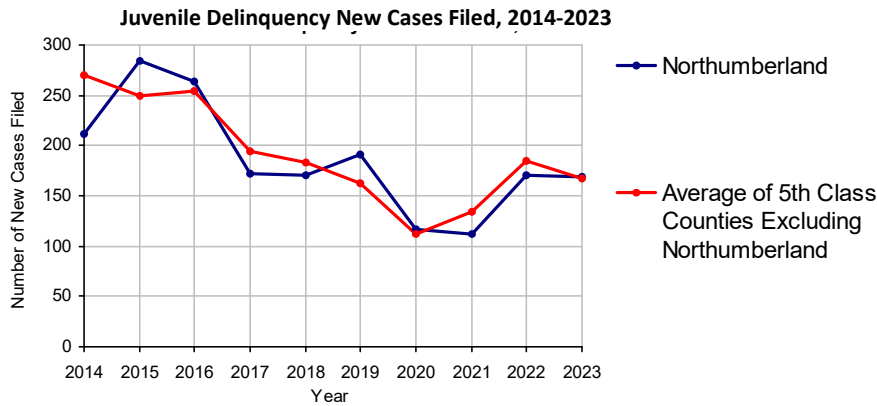
2023 Population estimate: 90,120
 Class of County: 5th
 No. of Common Pleas Court Judgeships: 3



2023 Juvenile Delinquency - Cases Pending Disposition

Begin Pending	99
New Cases	169
Consent Decree Revoked	0
Informal Adjustment Program Revoked	0
Alternative Program Revoked	0
Warrant Returned	0
Other	13
Total Cases Available for Disposition	281
Warrant Issued	0
Disposed by:	
Adjudicated Delinquent by a Judge	11
Adjudicated Delinquent by a Juvenile Court Hearing Officer	0
Consent Decree Entered	42
Informal Adjustment Program Entered	103
Warned and Counseled (Pre-Petition)	21
Dismissed/Withdrawn/Transferred	25
Transferred to Criminal Court	0
Other	9
Total Cases Disposed	211
End Pending	70

Data provided by CPCMS



Northumberland County

2023 Population: 90,120
 Class of County: 5th
 No. of Common Pleas Judgeships: 3

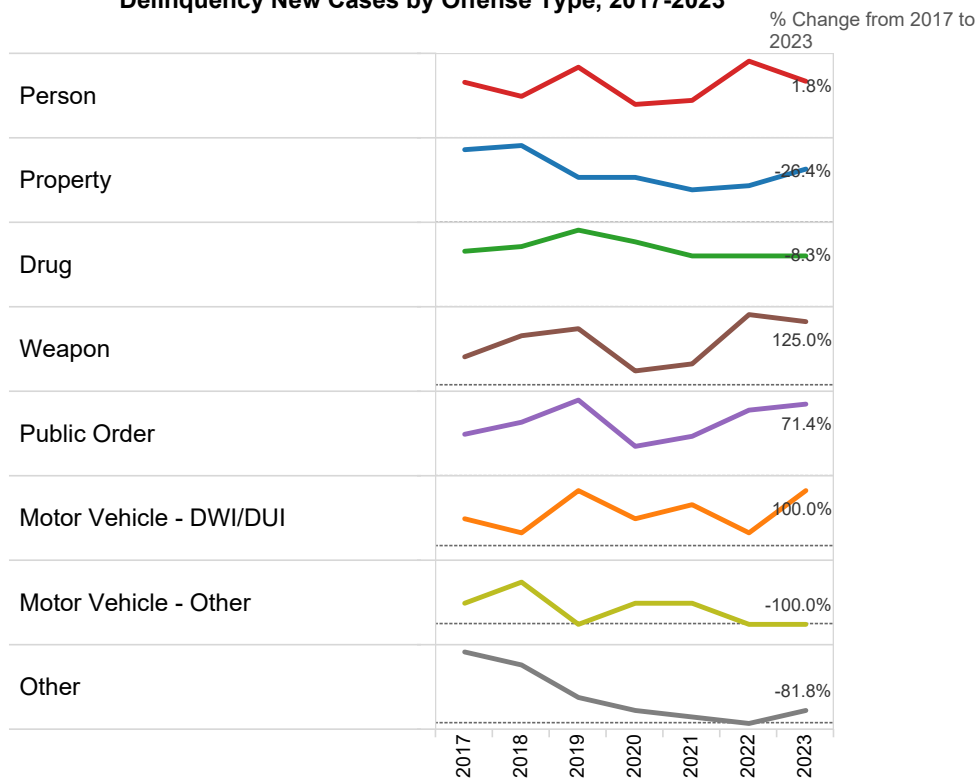


2023 Delinquency - New Cases by Offense Type

Case Type	Felony	Misdemeanor	Summary	Total	
Person	16	39	2	57	33.7%
Property	9	29	1	39	23.1%
Drug	1	21	0	22	13.0%
Weapon	0	9	0	9	5.3%
Public Order	3	9	24	36	21.3%
Motor Vehicle - DWI/DUI	0	4	0	4	2.4%
Motor Vehicle - Other	0	0	0	0	0.0%
Other	0	0	2	2	1.2%
Total	29	111	29	169	100.0%
	17.2%	65.7%	17.2%	100.0%	

Data provided by CPCMS

Delinquency New Cases by Offense Type, 2017-2023

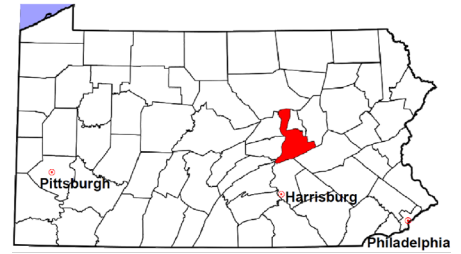


Northumberland County

2023 Population estimate: 90,120

Class of County: 5th

No. of Common Pleas Court Judgeships: 3



2023 Juvenile Delinquency - Formal Dispositions

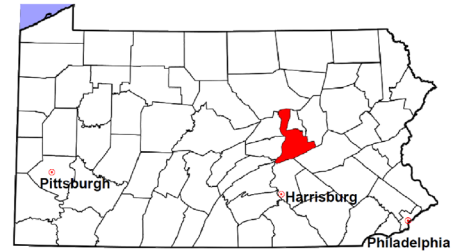
Begin Pending	89
Adjudicated Delinquent by a Judge	11
Adjudicated Delinquent by a Juvenile Court Hearing Officer	0
Warrant Returned	0
Other	0
Total Adjudicated Delinquent Cases	100
Warrant Issued	0
Court Supervision Terminated:	
Conditions Satisfied	6
Compelling Reasons	3
Reached Age 21	0
Transferred to Another Juvenile Court	0
Other	1
Total Adjudicated Delinquent Cases Terminated	10
End Pending	90

(R) - Revised

Data provided by CPCMS

Northumberland County

2023 Population estimate: 90,120
 Class of County: 5th
 No. of Common Pleas Court Judgeships: 3

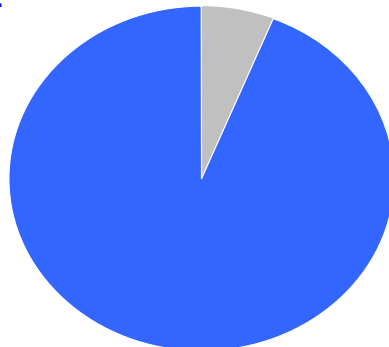


2023 Juvenile Delinquency - Informal Dispositions

Pending Consent Decrees	28
Pending Informal Adjustments	197
New Consent Decrees	42
New Informal Adjustments	103
Warrant Returned	0
Other	22
Cases Informally Disposed	392
Warrant Issued	0
Terminated by:	
Consent Decree Completed	27
Informal Adjustment Completed	79
Consent Decree Revoked	0
Informal Adjustment Program Revoked	0
Other	3
Total Informally Disposed Cases Terminated	109
End Pending	283

(R) - Revised
 Data provided by CPCMS

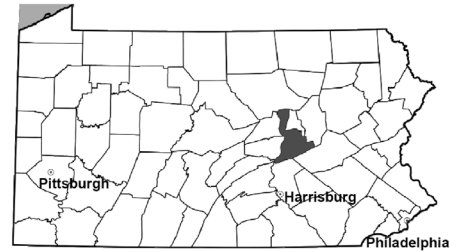
Informal Dispositions: **94%**



Delinquency Cases are disposed either formally, at a proceeding held before a judge or hearing officer, or informally without a proceeding. Informal dispositions include informal adjustments supervised by a juvenile probation officer; consent decrees agreed upon with the District Attorney after a petition is filed; or other pre-petition process by the juvenile probation department.

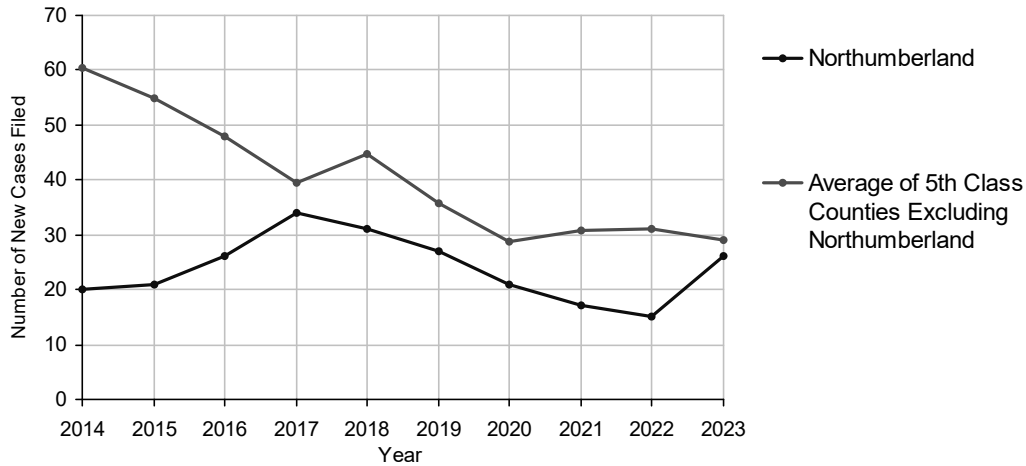
Northumberland County

2023 Population estimate: 90,120
 Class of County: 5th
 No. of Common Pleas Court Judgeships: 3



2023 Accounts	No. of Cases	
Cases Pending 1/1/2023	5	
New Cases Filed in 2023	26	
Cases Available for Processing	31	
Processed By:		
Contested before a Judge	0	
Contested before a Non-Judicial Officer	0	
Uncontested	20	100.0%
Other	0	
Cases Processed	20	100.0%
Cases Pending 12/31/2023	11	

Accounts New Cases Filed, 2014-2023

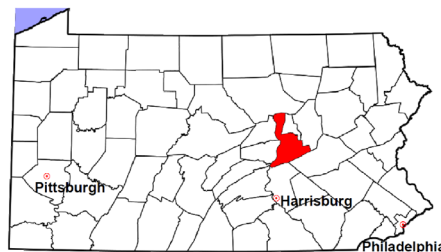


Northumberland County

2023 Population estimate: 90,120

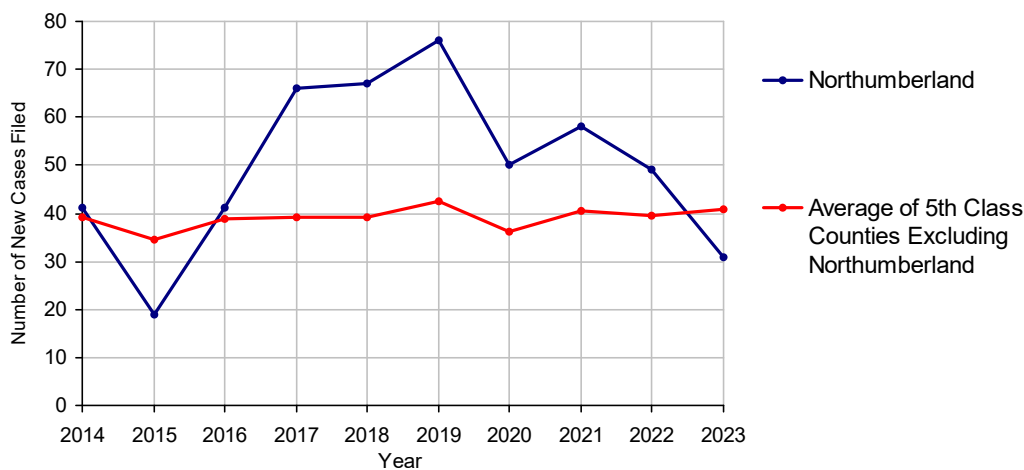
Class of County: 5th

No. of Common Pleas Court Judgeships: 3



2023 Adoptions		No. of Cases	
Cases Pending 1/1/2023		9	
New Cases Filed in 2023		31	
Cases Available for Processing		40	
Processed By:			
Contested before a Judge	Granted	0	
	Denied	0	
Uncontested	Granted	37	97.4%
	Denied	0	
Other		1	2.6%
Cases Processed		38	100.0%
Cases Pending 12/31/2023		2	

Adoptions New Cases Filed, 2014-2023

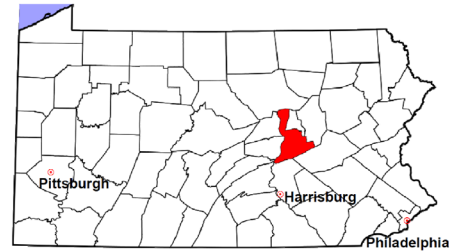


Northumberland County

2023 Population estimate: 90,120

Class of County: 5th

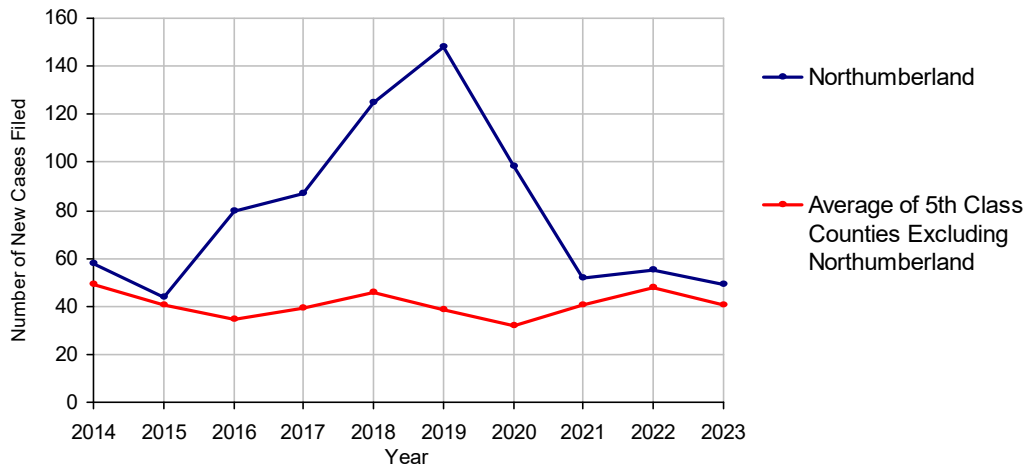
No. of Common Pleas Court Judgeships: 3



2023 Relinquishments/Terminations	No. of Cases	
Cases Pending 1/1/2023	96 ^(R)	
New Cases Filed in 2023	49	
Cases Available for Processing	145	
Processed By:		
Contested before a Judge	0	
Uncontested	41	93.2%
Other	3	6.8%
Cases Processed	44	100.0%
Cases Pending 12/31/2023	101	

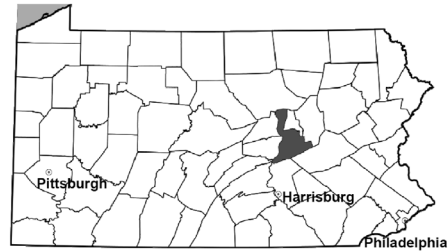
(R) - Revised

Relinquishments/Terminations New Cases Filed, 2014-2023



Northumberland County

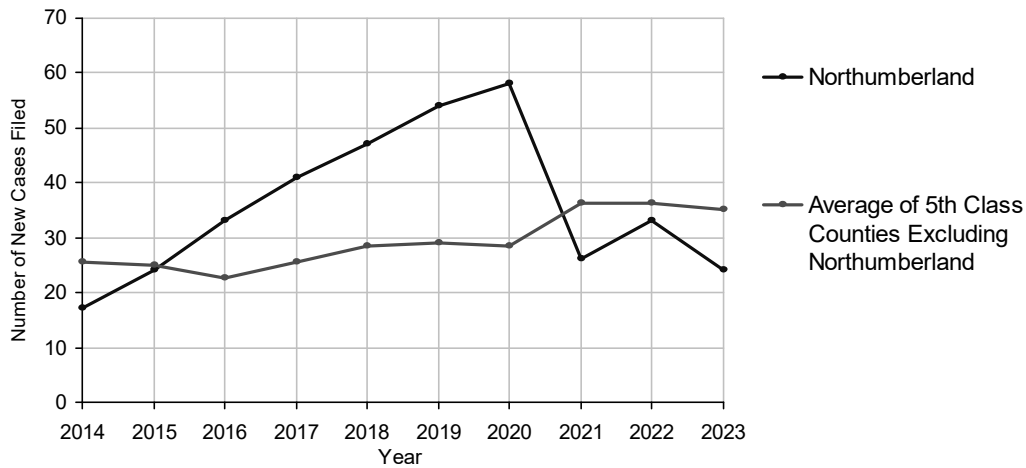
2023 Population estimate: 90,120
 Class of County: 5th
 No. of Common Pleas Court Judgeships: 3



2023 Appointment of Guardians	No. of Cases	
Cases Pending 1/1/2023	28 ^(R)	
New Cases Filed in 2023	24	
Cases Available for Processing	52	
Processed By:		
Contested before a Judge	0	
Uncontested	31	72.1%
Other	12	27.9%
Cases Processed	43	100.0%
Cases Pending 12/31/2023	9	

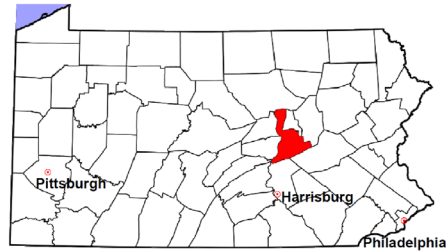
(R) - Revised

Appointment of Guardians New Cases Filed, 2014-2023



Northumberland County

2023 Population estimate: 90,120
 Class of County: 5th
 No. of Common Pleas Court Judgeships: 3



2023 Jury Yield and Utilization

Jury Yield

Qualification Questionnaires/Summonses Mailed:	7,900	A		
Returned Undeliverable:	554	B	7.0%	Of Qualification Questionnaires/ Summonses Mailed
Not Responded to:	534	C	6.8%	
the Number of Prospective Jurors:				
Disqualified:	109	D	1.4%	
Exempted:	86	E	1.1%	
Excused:	699	F	8.8%	
Deferred to New Term:	3,240	G	41.0%	
Deferred from Previous Term:	0	H		
Total Number of Qualified Jurors Available for Service:	2,678	I	33.9%	

$I = A - B - C - D - E - F - G + H$

Jury Utilization

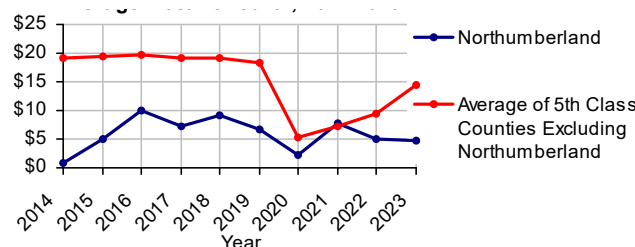
the Number of Jurors:			
Reporting for Service:	1,922	71.8%	Of Jurors Qualified and Available
Told Not to Report for Service:	3,953	147.6%	
Sent to Courtroom for Jury Selection (Voir Dire):	1,922	100.0%	Of Jurors Reporting for Service
Impaneled or Sworn (jurors/alternates):	740	38.5%	
Removed for Cause/Hardship:	85		
Removed by Peremptory Challenge:	59		
Number of Jury Trials Started:	23		
Pool Days:	13		
Zero Panel Days:	0		(Of Pool Days)

Jury Costs

Total Annual Budget for Juror Operations:	\$37,500.00	J
Average Cost Per Juror:	\$4.75	K

$K = J/A$

Average Cost Per Juror, 2014-2023

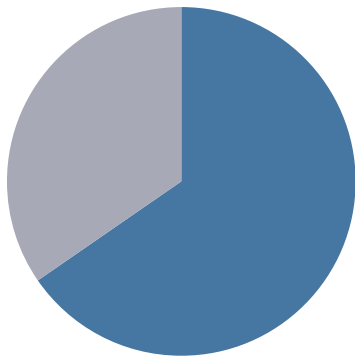


Northumberland County

2023 Problem Solving Courts

26 Discharges

Of All Court Participants Discharged:



65%
Graduated
Successfully

21 Admissions

Adult Drug Court

3

DUI Court

12

Family Drug Court

6

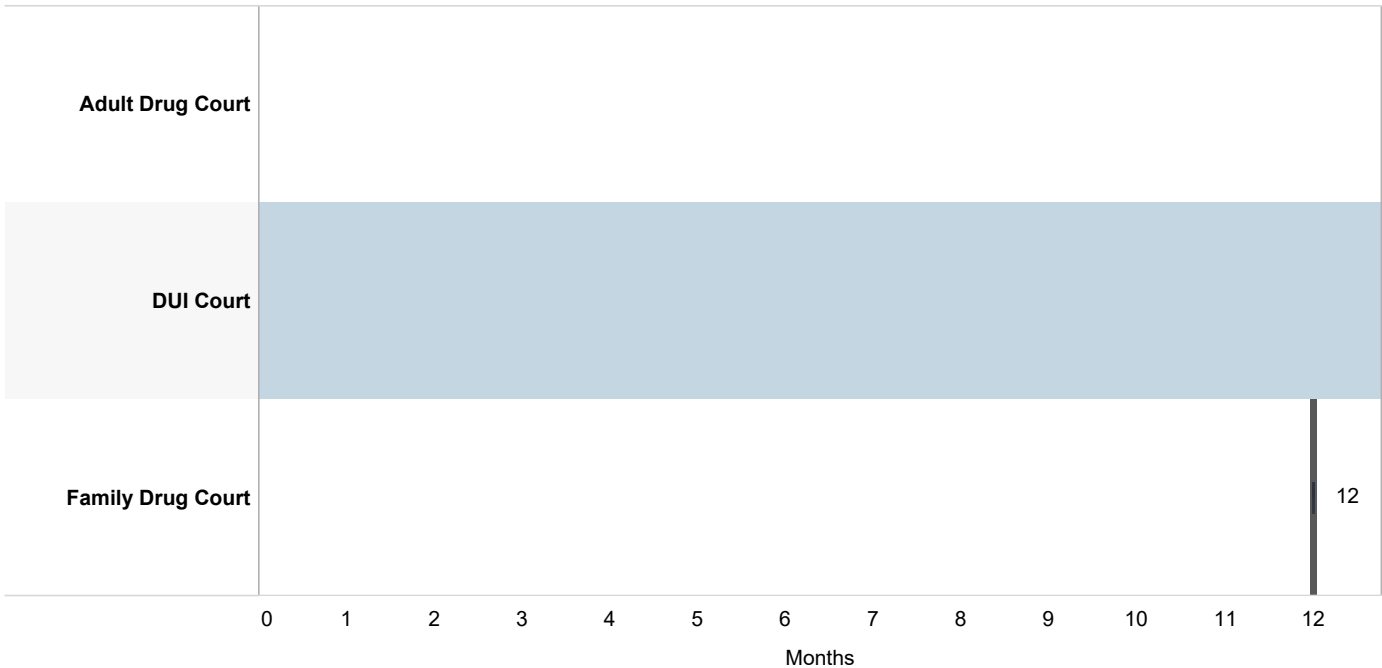
Discharge Reason

	Successfully Completed	Unsuccessful /Non-Compliant	Voluntarily Withdrew	Other	Total Discharges
Adult Drug Court	3 (37.5%)	5 (62.5%)			8 (100.0%)
DUI Court	7 (77.8%)	2 (22.2%)			9 (100.0%)
Family Drug Court	7 (77.8%)		1 (11.1%)	1 (11.1%)	9 (100.0%)

Northumberland County

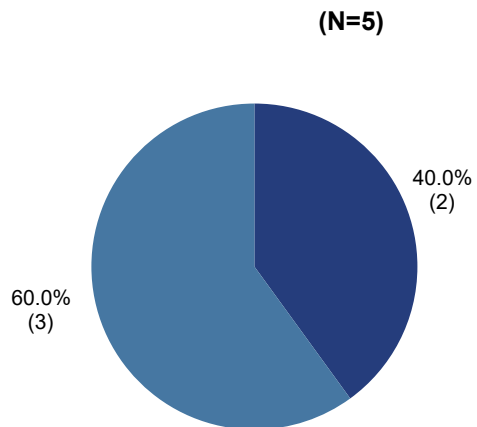

2023 Problem Solving Courts

Median Months from Admission to Discharge



Among successful graduates, there was a 67% increase in employment.

40% of the employed successful graduates were employed full time:



23% (6) of all participants have improved in **education level** at discharge.

■ Employed Full Time
■ Employed Part Time

DEPARTMENT OF RESEARCH & STATISTICS

KIM NIEVES, PH.D.

DIRECTOR

ANDREW GINDER, MPA

ASSISTANT DIRECTOR

YAN LIU, M.S.

SENIOR STATISTICAL ANALYST

SASANKA ADIKARI, PH.D

DATA SCIENTIST

AMANDA PEREIRA

RESEARCH ASSISTANT