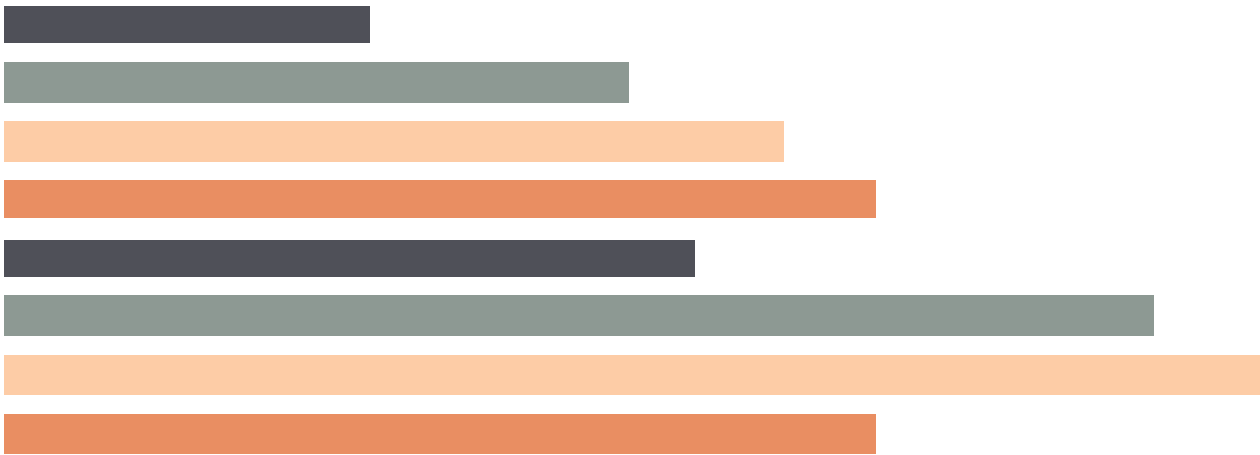
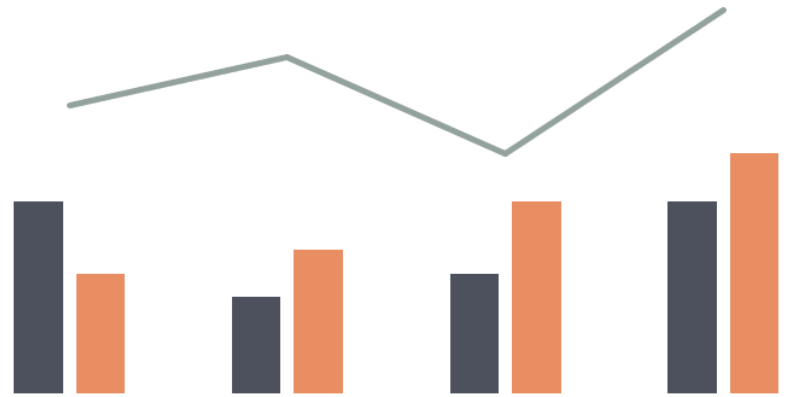


2023

Court of Common Pleas
Caseload Statistics for


Northampton County



We are pleased to provide you with a copy of the 2023 County Caseload Display pages. They can also be viewed on the AOPC webpage at www.pacourts.us in the *News & Statistics* section under *Research & Statistics*.

Should you have any questions or comments, please do not hesitate to contact me at 717.231.3300 .

Sincerely,

A handwritten signature in black ink, appearing to read "Sasanka", is written over a horizontal line. The signature is fluid and cursive.

Sasanka Adikari, Ph.D.
Data Scientist
Department of Research and Statistics

Table of Contents

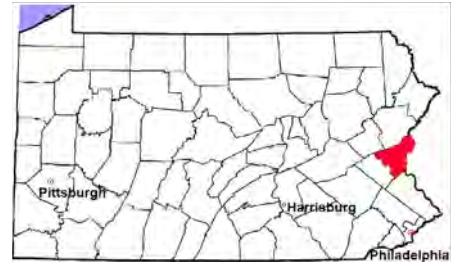
CPCMS Criminal	Page 1
CPCMS Criminal - New Cases by Case Type.....	Page 2
Civil.....	Page 3
Civil - Docketed Cases Listed by Case Type.....	Page 4
Protection From Abuse	Page 5
Spousal & Child Support and Paternity	Page 6
Custody/Partial Custody/Visitation.....	Page 7
Divorce	Page 8
Juvenile Dependency - Active Dependent Inventory	Page 9
Juvenile Dependency - Adjudicated Dependent Inventory	Page 10
Juvenile Delinquency - Cases Pending Disposition.....	Page 11
Juvenile Delinquency - New Cases by Case Type	Page 12
Juvenile Delinquency - Formal Dispositions	Page 13
Juvenile Delinquency - Informal Dispositions	Page 14
Accounts.....	Page 15
Adoptions.....	Page 16
Relinquishments/Terminations	Page 17
Appointment of Guardians	Page 18
Jury Yield and Utilization	Page 19
Problem Solving Courts.....	Pages 20-21

Northampton County

2023 Population estimate: 319,091

Class of County: 3rd

No. of Common Pleas Court Judgeships: 9

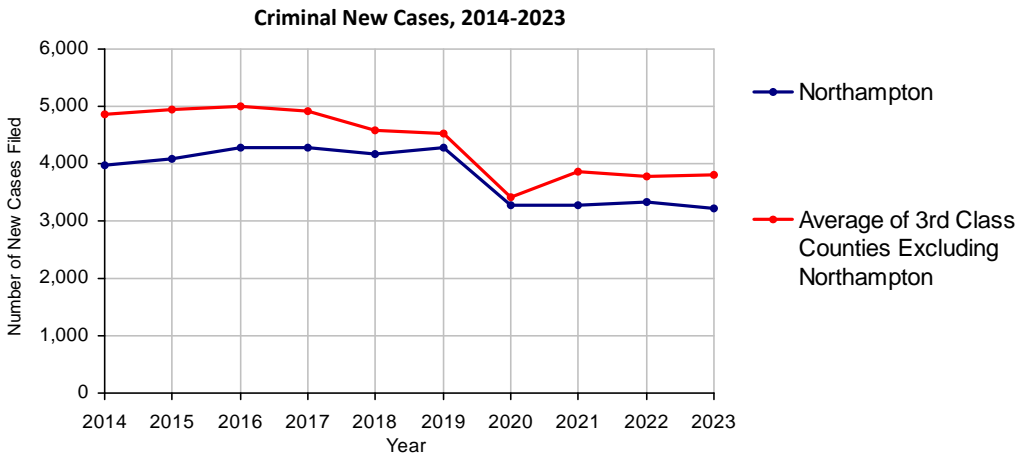


2023 Criminal	No. of Cases
Cases Pending 1/1/2023	1,972
New Cases Filed in 2023	3,221
Reopened Cases	405
Cases Available for Processing	5,598
Processed by:	
Withdrawn/Dismissed	156 4.5%
Diversionsary Disposition*	938 27.1%
Guilty Plea	2,078 60.0%
Non-Jury Trial	14 0.4%
Jury Trial	17 0.5%
Inactive	257 7.4%
Other	2 0.1%
Total Cases Processed	3,462 100.0%
Cases Pending 12/31/2023	2,136
Cases Awaiting Sentencing	28

Age of Pending Cases as of 12/31/2023		
0-60 Days	526	24.6%
61-120 Days	426	19.9%
121-180 Days	348	16.3%
181-240 Days	216	10.1%
241-300 Days	168	7.9%
301-360 Days	115	5.4%
Over 360 Days	337	15.8%
Total	2,136	100.0%

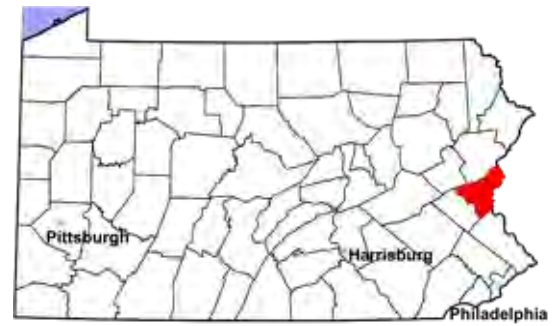
Data provided by CPCMS

* Includes other diversionsary programs such as Veterans Court.



Northampton County

2023 Population: 319,091
 Class of County: 3rd
 No. of Common Pleas Judgeships: 9

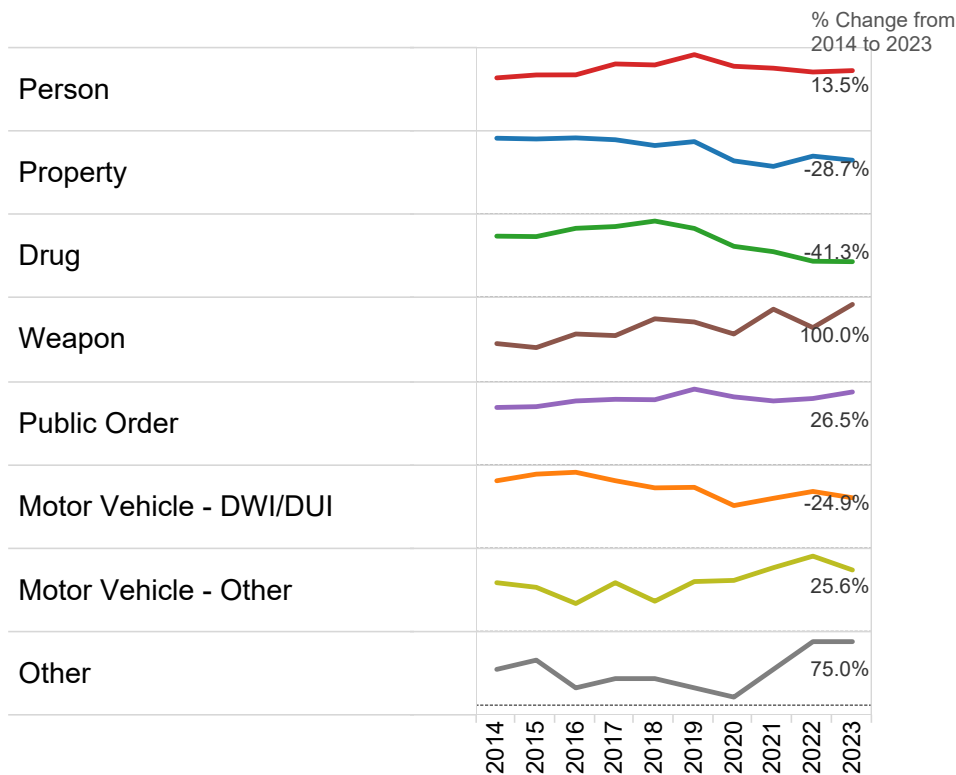


2023 Criminal - New Cases by Offense Type

Case Type	Felony	Misdemeanor	Summary	Total	
Person	207	397	0	604	18.8%
Property	277	364	2	643	20.0%
Drug	127	448	0	575	17.9%
Weapon	61	37	0	98	3.0%
Public Order	57	306	0	363	11.3%
Motor Vehicle - DWI/DUI	30	847	0	877	27.2%
Motor Vehicle - Other	3	50	1	54	1.7%
Other	7	0	0	7	0.2%
Total	769	2,449	3	3,221	100.0%
	23.9%	76.0%	0.1%	100.0%	

Data provided by CPCMS

Criminal New Cases by Offense Type, 2014-2023

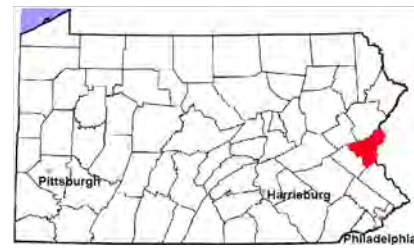


Northampton County

2023 Population estimate: 319,091

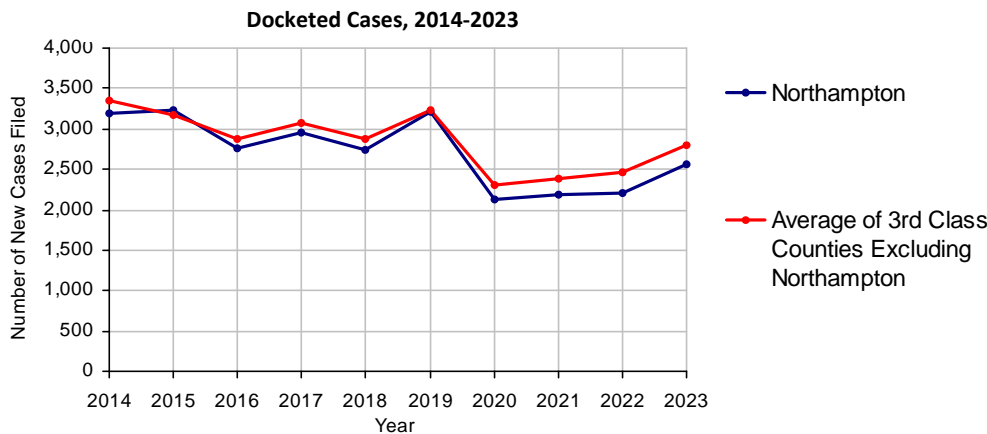
Class of County: 3rd

No. of Common Pleas Court Judgeships: 9



2023 Civil	Civil Action	Other	Total
Cases Pending 1/1/2023	3,208	2,863	6,071
Docketed Cases	1,747	821	2,568
Arbitration Appeals	15	3	18
Transferred In	143	34	177
Returned to Active	188	9	197
Cases Available for Processing	5,301	3,730	9,031
Processed By:			
Default Judgments	402	185	587
Cases Decided by Arbitration Board	93	10	103
Dispositive Motions	5	4	9
Settlements	5	0	5
Moved to Inactive Status	10	32	42
Transferred/Withdrawn	25	40	65
Dismissed/Discontinued	978	433	1,411
Administrative Purge	32	0	32
Other	25	47	72
Jury Trial	2	0	2
Non-Jury Trial	3	2	5
Total Cases Processed	1,580	753	2,333
Cases Pending 12/31/2023	3,721	2,977	6,698

Age of Pending Cases as of 12/31/2023 (Civil Action Only)		
0-6 months	950	25.5%
7-12 months	425	11.4%
13-18 months	258	6.9%
19-24 months	195	5.2%
25-30 months	161	4.3%
31-36 months	158	4.2%
37-42 months	130	3.5%
43-48 months	107	2.9%
49-54 months	130	3.5%
55-60 months	75	2.0%
61-66 months	67	1.8%
67-72 months	64	1.7%
Over 72 months	1,001	26.9%
Total	3,721	100.0%

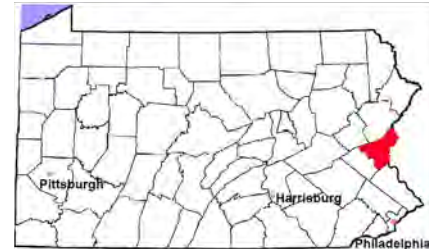


Northampton County

2023 Population estimate: 319,091

Class of County: 3rd

No. of Common Pleas Court Judgeships: 9



2023 Civil - Docketed Cases Listed by Case Type

TORT 482 18.8%

(does not include mass tort)

Intentional	22
Malicious Prosecution	1
Motor Vehicle	293
Nuisance	8
Premise Liability	72
Product Liability	1
Slander/Libel/Defamation	3
Other	82

MASS TORT 1 <0.1%

Asbestos	0
Tobacco	0
Toxic Tort - DES	0
Toxic Tort - Implant	0
Toxic Waste	0
Other	1

PROFESSIONAL LIABILITY 29 1.1%

Dental	0
Legal	0
Medical Malpractice	27
Other	2

CONTRACT 1,220 47.5%

(does not include judgments)

Buyer Plaintiff	27
Debt Collection: Credit Card	830
Debt Collection: Other	271
Employment Dispute: Discrimination	4
Employment Dispute: Other	6
Other	82

Of the Docketed Cases:

Pro Se Filings: 257 10.0% Class Action Suits: 6 0.2% MDJ Appeals: 203 7.9%

*Civil Other

REAL PROPERTY 503 19.6%

Ejectment*	41
Eminent Domain/Condemnation*	12
Ground Rent	0
Landlord/Tenant Dispute	15
Mortgage Foreclosure:	
Residential*	366
Commercial*	9
Partition of Real Property*	18
Quiet Title*	9
Other*	33

CIVIL APPEALS 226 8.8%

- Administrative Agencies

Board of Assessment*	56
Board of Elections*	5
Dept. of Transportation*	123
Zoning Board*	17
Statutory Appeal - Other*	13
Other*	12

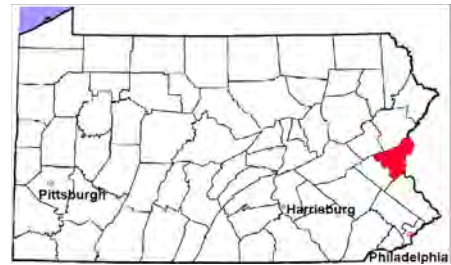
MISCELLANEOUS 107 4.2%

Common Law/	
Statutory Arbitration*	0
Declaratory Judgment*	13
Mandamus*	2
Non-Domestic Relations	
Restraining Order*	0
Quo Warranto*	0
Replevin*	15
Other*	77

TOTAL DOCKETED CASES: 2,568 100.0%

Northampton County

2023 Population estimate: 319,091
 Class of County: 3rd
 No. of Common Pleas Court Judgeships: 9



2023 Protection From Abuse

**No. of
Petitions**

Cases Pending 1/1/2023	27
New Cases Filed in 2023	1,088
<i>Of these, Petitions Requesting Temporary Orders: 1,088 (100.0%)</i>	
<i>Temporary Orders DENIED: 117 (10.8%), Temporary Orders GRANTED: 971 (89.2%)</i>	

Cases Available for Processing 1,115

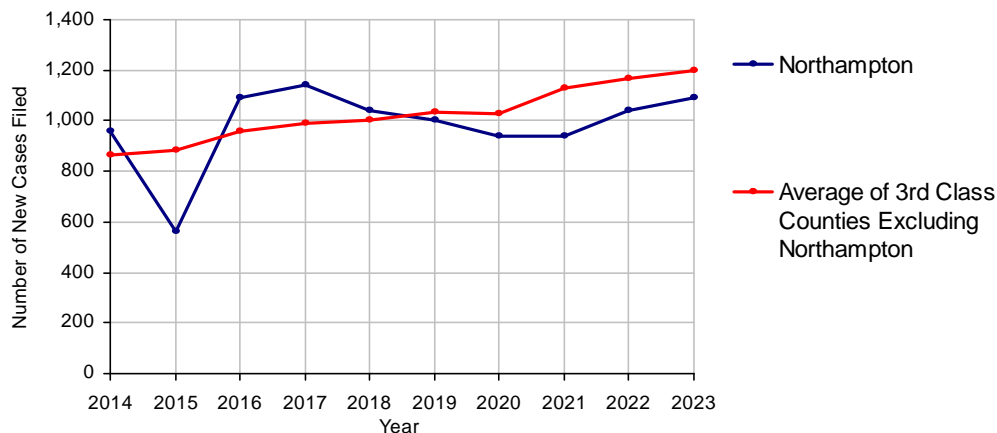
Processed By:

Temporary Order DENIED After Ex Parte Hearing and No Evidentiary Hearing Scheduled	40	3.6%
Temporary Order DISMISSED After Evidentiary Hearing and No Final Order Entered	413	37.4%
Final Order DENIED After Evidentiary Hearing Before a Judge or a Judicial Officer	42	3.8%
Final Order GRANTED After Evidentiary Hearing Before a Judge or a Judicial Officer	265	24.0%
Plaintiff Did Not Appear For Evidentiary Hearing	152	13.8%
Final Order by STIPULATION OR AGREEMENT Between the Parties	111	10.1%
Petition WITHDRAWN by Plaintiff	80	7.3%
TRANSFERRED to Another Jurisdiction	0	
Other	0	

Cases Processed 1,103 100.0%

Cases Pending 12/31/2023 12

PFA New Cases Filed, 2014-2023

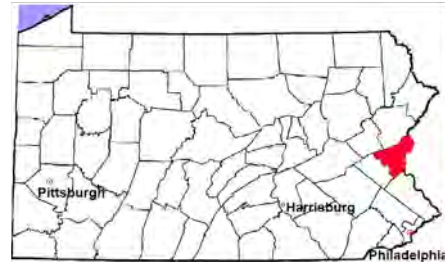


Northampton County

2023 Population estimate: 319,091

Class of County: 3rd

No. of Common Pleas Court Judgeships: 9



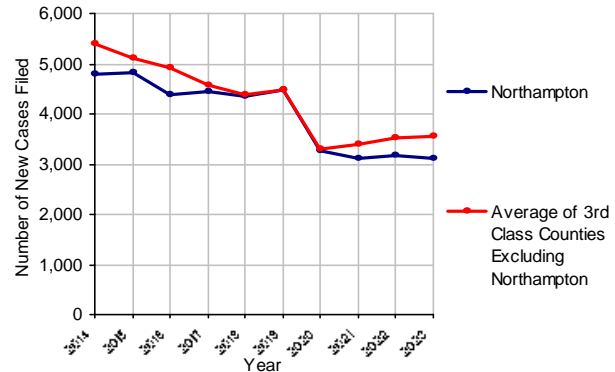
2023 Spousal & Child Support	No. of Petitions
Cases Pending 1/1/2023	599
New Cases Filed in 2023	3,109
Dockets Transferred In (+)	47
Dockets Transferred Out (-)	91
Cases Available for Processing	3,664
Processed By:	
Judge	277 9.1%
Intake Officer	2,777 90.9%
Hearing Officer	0
Other	0
Cases Processed	3,054 100.0%
Cases Pending 12/31/2023	610

Data provided by PACSES

2023 Paternity	No. of Cases
Acknowledgements Filed:	
Non-Domestic Relations Section	369 84.2%
During Conference	60 13.7%
Non-Stipulated (post genetic test)	0
Pre-Trial Conference	9 2.1%
Total	438 100.0%
Established:	
Stipulated by Genetic Tests	43 25.3%
Default - Father Failed to Appear	39 22.9%
Adjudication by Court Proceeding	0
Out of State	88 51.8%
Total	170 100.0%
Cases Pending 12/31/2023	61

Data provided by PACSES

Spousal & Child Support New Cases, 2014-2023



DEFINITIONS:

ACKNOWLEDGEMENTS FILED:

NON-DOMESTIC RELATIONS SECTION: The voluntary Acknowledgement of Paternity by the alleged father.
DURING CONFERENCE: The alleged father signed the Acknowledgement of Paternity-Waiver of Trial (PE-010) at the initial child support conference.
NON-STIPULATED (POST GENETIC TEST): The alleged father signed the Acknowledgement of Paternity-Waiver of Trial after genetic tests were conducted and resulted in the alleged father being determined to be the biological father.
PRE-TRIAL CONFERENCE: The alleged father signed the Acknowledgement of Paternity-Waiver of Trial at the pre-trial conference.

ESTABLISHED:

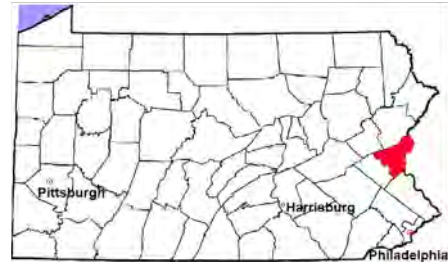
STIPULATED BY GENETIC TESTS: The alleged father requested genetic tests and signed a stipulation that if the test results had a 99% or higher probability of paternity then the alleged father would be stipulated as the biological father of the child.
DEFAULT - FATHER FAILED TO APPEAR: The alleged father failed to appear after being served for either a support conference, hearing, or genetic test and a default paternity order was entered by the court.
ADJUDICATION BY COURT PROCEEDING: The alleged father was determined to be the biological father of the child through a court proceeding.
OUT OF STATE: Paternity was established in another state, "Out of state only".

Northampton County

2023 Population Estimate: 319,091

Class of County: 3rd

No. of Common Pleas Court Judgeships: 9

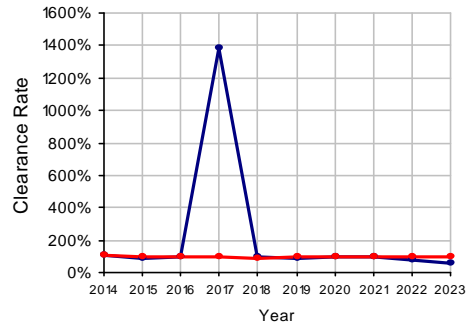


2023 Custody/Partial Custody/Visitation

No. of Petitions

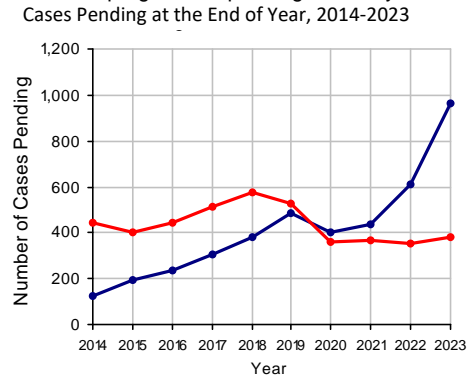
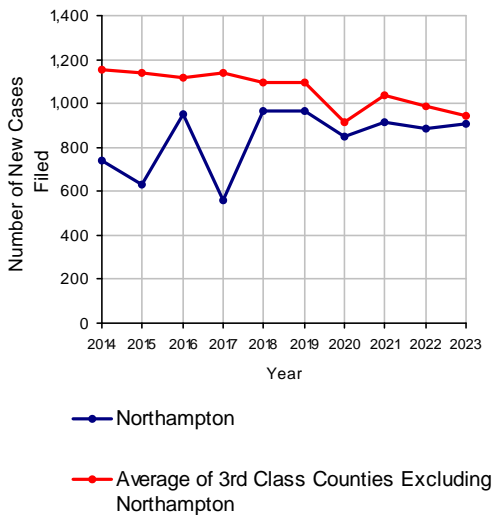
Cases Pending 1/1/2023	607
New Cases Filed in 2023	908
Cases Available for Processing	1,515
Processed By:	
Judge	32 5.8%
Non-Judicial Officer	397 71.9%
Administrative Review/Purge	0
Other	123 22.3%
Cases Processed	552 100.0%
Cases Pending 12/31/2023	963

Clearance Rate, 2014-2023



Note: Clearance Rate = Cases Processed / New Cases Filed
 Note. The high Clearance Rate in 2017 is due to an administrative review and purge of the pending inventory.

Custody/Partial Custody/Visitation New Cases Filed, 2014-2023

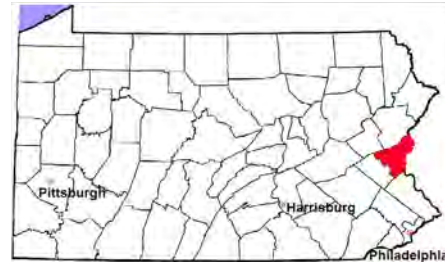


Northampton County

2023 Population estimate: 319,091

Class of County: 3rd

No. of Common Pleas Court Judgeships: 9



2023 Divorce

No. of Petitions

Cases Pending 1/1/2023 3,085

New Cases Filed in 2023 752

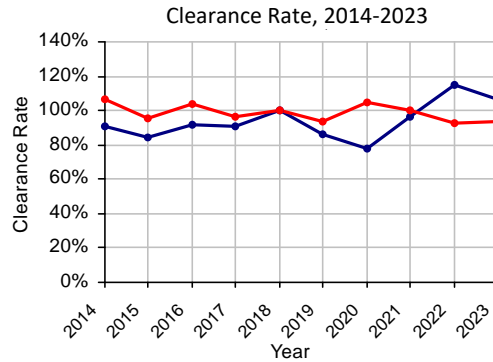
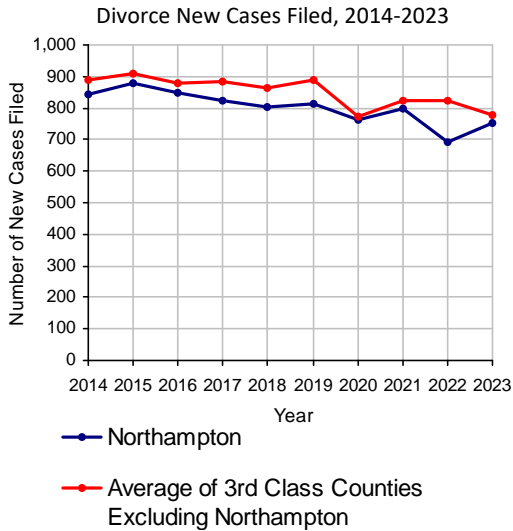
Cases Available for Processing 3,837

Processed By:

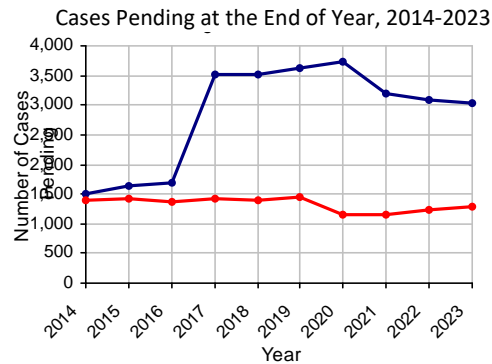
Contested Before a Judge	11	1.4%
Contested Before a Non-Judicial Officer	273	34.2%
Uncontested	347	43.4%
Administrative Review/Purge	82	10.3%
Other	86	10.8%

Cases Processed 799 100.0%

Cases Pending 12/31/2023 3,038

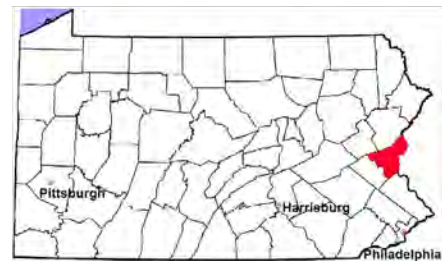


Note: Clearance Rate = Cases Processed / New Cases Filed



Northampton County

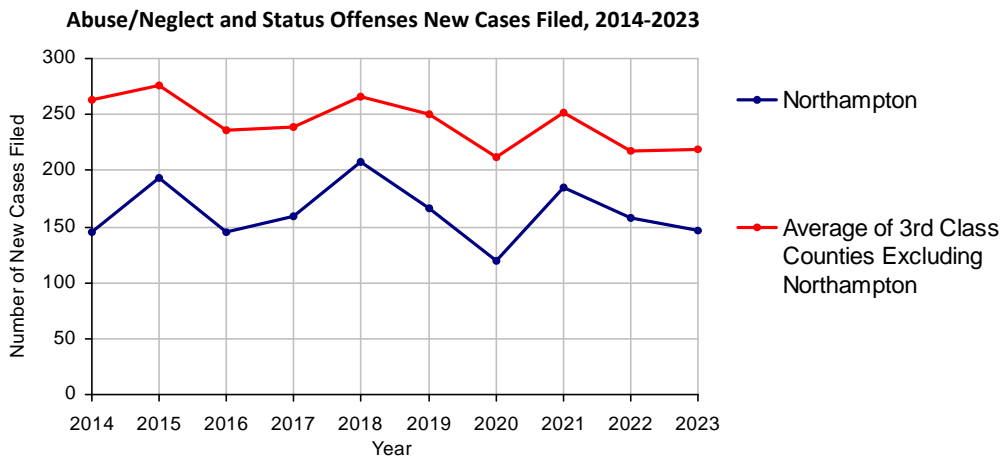
2023 Population estimate: 319,091
 Class of County: 3rd
 No. of Common Pleas Court Judgeships: 9



2023 Juvenile Dependency - Petitions Pending Adjudication

	Abuse/ Neglect	Status Offenses	Total
Cases Pending 1/1/2023	16	0	16
New Petitions Filed in 2023	146	0	146
Other	18	0	18
Total Petitions Available for Processing	180	0	180
Processed by:			
Adjudicated Dependent			
Judge	18	0	18
Juvenile Court Hearing Officer	120	0	120
Adjudicated NOT Dependent			
Judge	0	0	0
Juvenile Court Hearing Officer	0	0	0
Withdrawn/Dismissed/Inactive	26	0	26
Other	0	0	0
Total Petitions Processed	164	0	164
Cases Pending 12/31/2023	16	0	16

Data provided by CPCMS



Northampton County

2023 Population estimate: 319,091

Class of County: 3rd

No. of Common Pleas Court Judgeships: 9



2023 Juvenile Dependency - Adjudicated Dependent Inventory

	Abuse/ Neglect	Status Offenses	Total
Cases Pending 1/1/2023	338	0	338
New Adjudicated Dependent Cases	138	0	138
Other	2	0	2
Total Adjudicated Dependent Cases	478	0	478

Court Supervision Terminated:

Family Reunification	49	23.8%	0	49	23.8%
Adoption	60	29.1%	0	60	29.1%
Placement with a Relative/Guardian	67	32.5%	0	67	32.5%
Aged Out	26	12.6%	0	26	12.6%
Other Permanency Outcomes*	4	1.9%	0	4	1.9%
Other**	0		0	0	

Total Adjudicated Dependent Cases Terminated	206	100.0%	0	100.0%	206	100.0%
Cases Pending 12/31/2023	272		0		272	

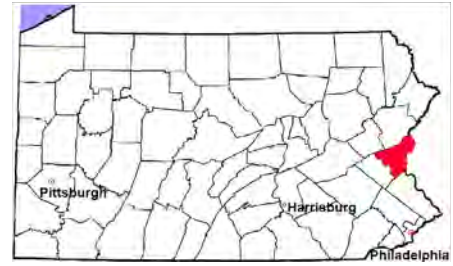
Data provided by CPCMS

* Other Permanency Outcomes include: adjudicated delinquent, death due to natural causes, emancipation, permanent living arrangement, and parent has come forward.

** Other includes cases where court supervision is terminated due to transfer out of jurisdiction, withdrawal and administrative closure.

Northampton County

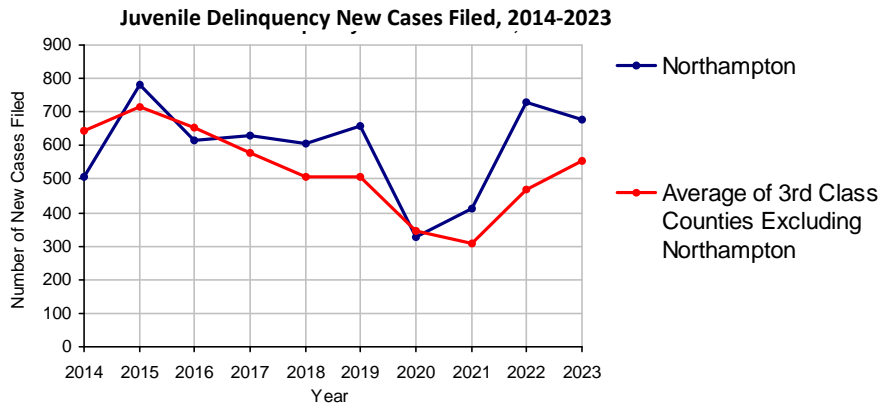
2023 Population estimate: 319,091
 Class of County: 3rd
 No. of Common Pleas Court Judgeships: 9



2023 Juvenile Delinquency - Cases Pending Disposition

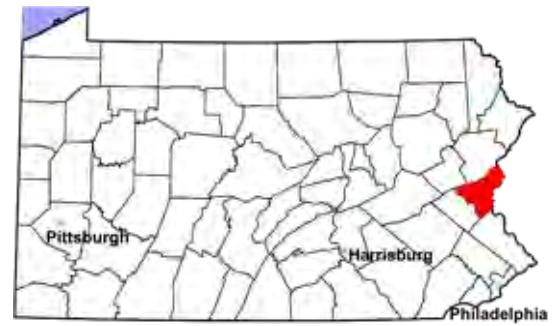
Begin Pending	169
New Cases	676
Consent Decree Revoked	7
Informal Adjustment Program Revoked	0
Alternative Program Revoked	0
Warrant Returned	20
Other	62
Total Cases Available for Disposition	934
Warrant Issued	23
Disposed by:	
Adjudicated Delinquent by a Judge	106
Adjudicated Delinquent by a Juvenile Court Hearing Officer	0
Consent Decree Entered	126
Informal Adjustment Program Entered	248
Warned and Counseled (Pre-Petition)	185
Dismissed/Withdrawn/Transferred	95
Transferred to Criminal Court	0
Other	25
Total Cases Disposed	785
End Pending	126

Data provided by CPCMS



Northampton County

2023 Population: 319,091
 Class of County: 3rd
 No. of Common Pleas Judgeships: 9

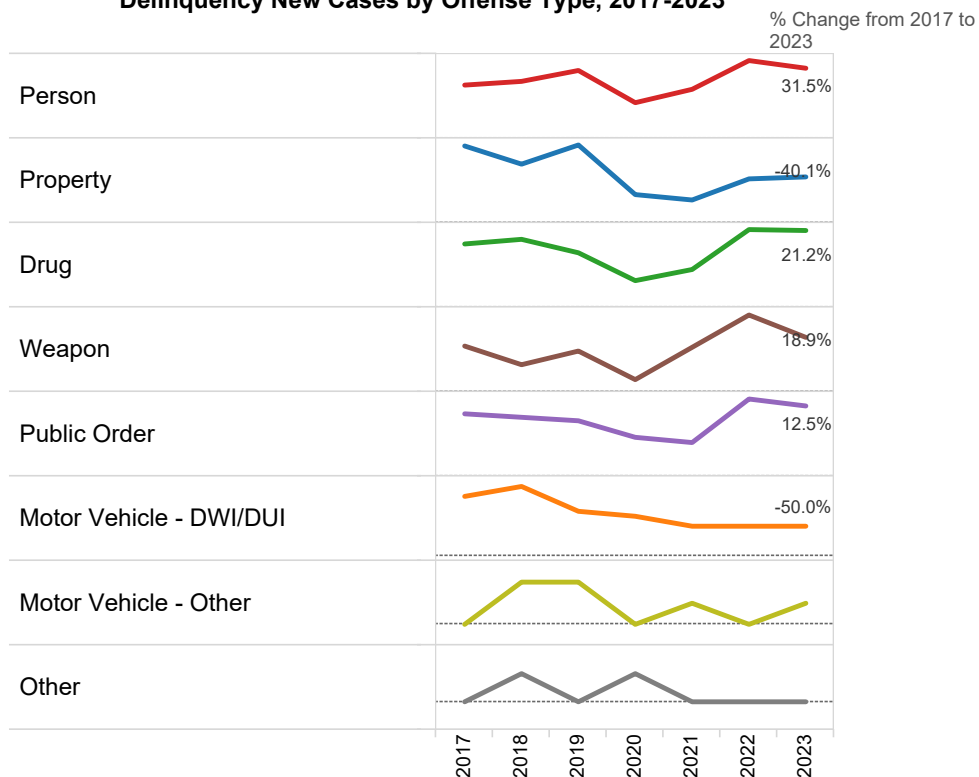


2023 Delinquency - New Cases by Offense Type

Case Type	Felony	Misdemeanor	Summary	Total	
Person	46	238	0	284	42.0%
Property	34	60	0	94	13.9%
Drug	3	163	0	166	24.6%
Weapon	4	40	0	44	6.5%
Public Order	1	80	0	81	12.0%
Motor Vehicle - DWI/DUI	0	6	0	6	0.9%
Motor Vehicle - Other	0	1	0	1	0.1%
Other	0	0	0	0	0.0%
Total	88	588	0	676	100.0%
	13.0%	87.0%	0.0%	100.0%	

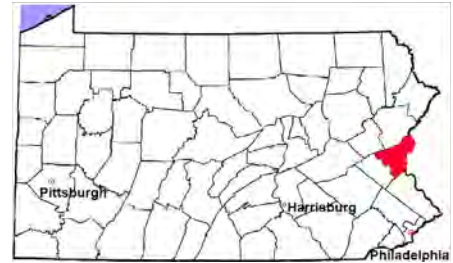
Data provided by CPCMS

Delinquency New Cases by Offense Type, 2017-2023



Northampton County

2023 Population estimate: 319,091
Class of County: 3rd
No. of Common Pleas Court Judgeships: 9



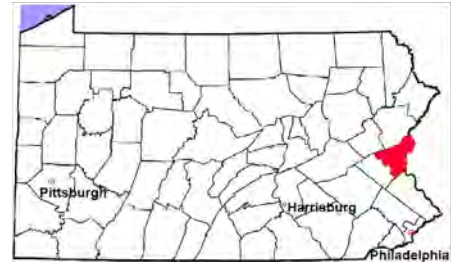
2023 Juvenile Delinquency - Formal Dispositions

Begin Pending	163
Adjudicated Delinquent by a Judge	106
Adjudicated Delinquent by a Juvenile Court Hearing Officer	0
Warrant Returned	0
Other	2
Total Adjudicated Delinquent Cases	271
Warrant Issued	10
Court Supervision Terminated:	
Conditions Satisfied	63
Compelling Reasons	2
Reached Age 21	2
Transferred to Another Juvenile Court	0
Other	5
Total Adjudicated Delinquent Cases Terminated	72
End Pending	189

(R) - Revised
Data provided by CPCMS

Northampton County

2023 Population estimate: 319,091
Class of County: 3rd
No. of Common Pleas Court Judgeships: 9

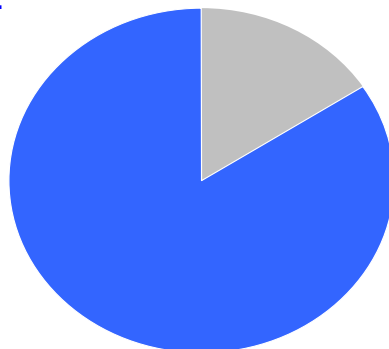


2023 Juvenile Delinquency - Informal Dispositions

Pending Consent Decrees	41
Pending Informal Adjustments	109
New Consent Decrees	126
New Informal Adjustments	248
Warrant Returned	0
Other	0
Cases Informally Disposed	524
Warrant Issued	4
Terminated by:	
Consent Decree Completed	89
Informal Adjustment Completed	254
Consent Decree Revoked	7
Informal Adjustment Program Revoked	0
Other	10
Total Informally Disposed Cases Terminated	360
End Pending	160

(R) - Revised
Data provided by CPCMS

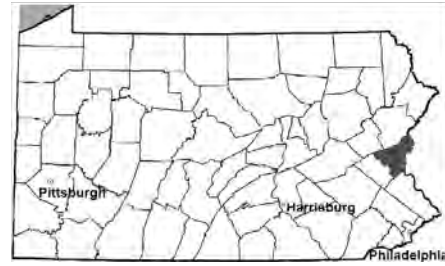
Informal Dispositions: **84%**



Delinquency Cases are disposed either formally, at a proceeding held before a judge or hearing officer, or informally without a proceeding. Informal dispositions include informal adjustments supervised by a juvenile probation officer; consent decrees agreed upon with the District Attorney after a petition is filed; or other pre-petition process by the juvenile probation department.

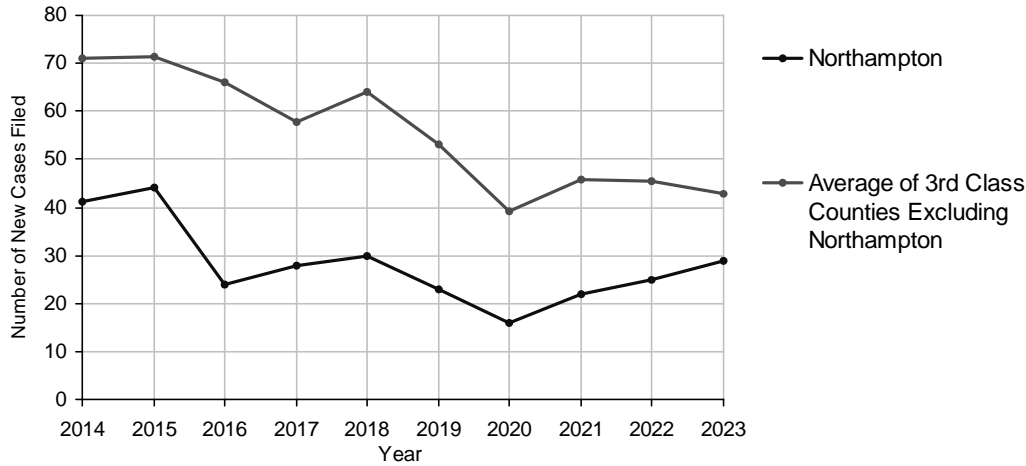
Northampton County

2023 Population estimate: 319,091
 Class of County: 3rd
 No. of Common Pleas Court Judgeships: 9



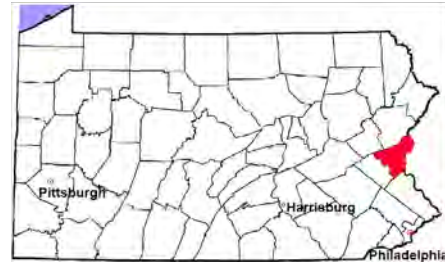
2023 Accounts	No. of Cases	
Cases Pending 1/1/2023	2	
New Cases Filed in 2023	29	
Cases Available for Processing	31	
Processed By:		
Contested before a Judge	6	24.0%
Contested before a Non-Judicial Officer	0	
Uncontested	19	76.0%
Other	0	
Cases Processed	25	100.0%
Cases Pending 12/31/2023	6	

Accounts New Cases Filed, 2014-2023



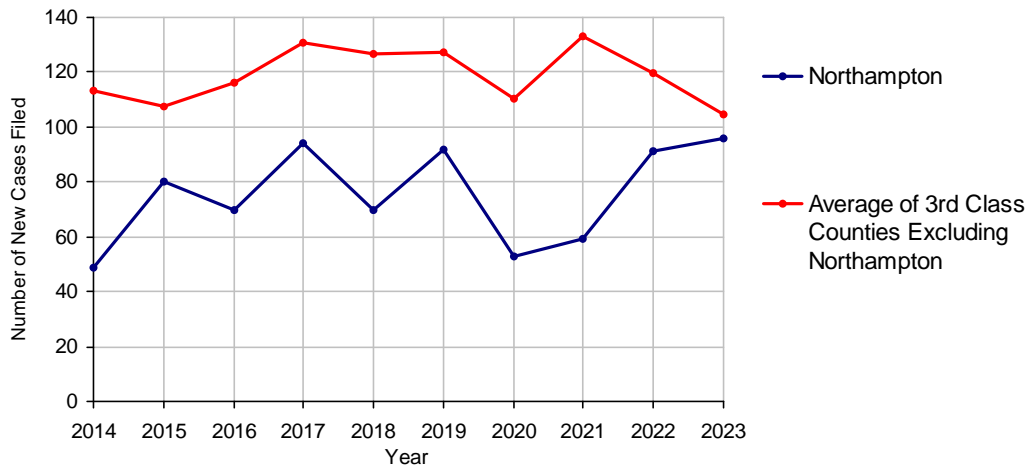
Northampton County

2023 Population estimate: 319,091
 Class of County: 3rd
 No. of Common Pleas Court Judgeships: 9



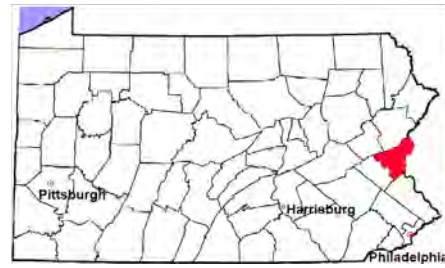
2023 Adoptions		No. of Cases	
Cases Pending 1/1/2023		13	
New Cases Filed in 2023		96	
Cases Available for Processing		109	
Processed By:			
Contested before a Judge	Granted	1	1.0%
	Denied	0	
Uncontested	Granted	103	99.0%
	Denied	0	
Other		0	
Cases Processed		104	100.0%
Cases Pending 12/31/2023		5	

Adoptions New Cases Filed, 2014-2023

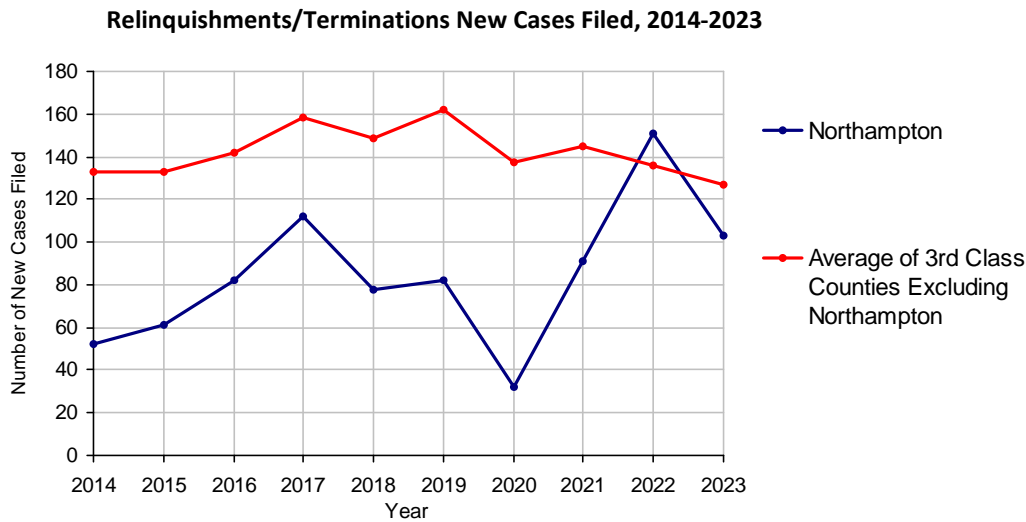


Northampton County

2023 Population estimate: 319,091
 Class of County: 3rd
 No. of Common Pleas Court Judgeships: 9

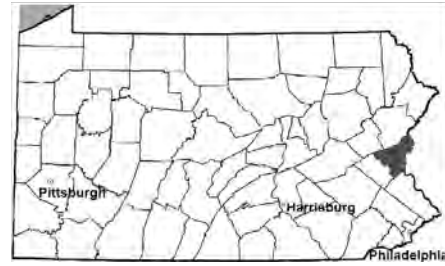


2023 Relinquishments/Terminations	No. of Cases
Cases Pending 1/1/2023	13
New Cases Filed in 2023	103
Cases Available for Processing	116
Processed By:	
Contested before a Judge	41 47.7%
Uncontested	43 50.0%
Other	2 2.3%
Cases Processed	86 100.0%
Cases Pending 12/31/2023	30

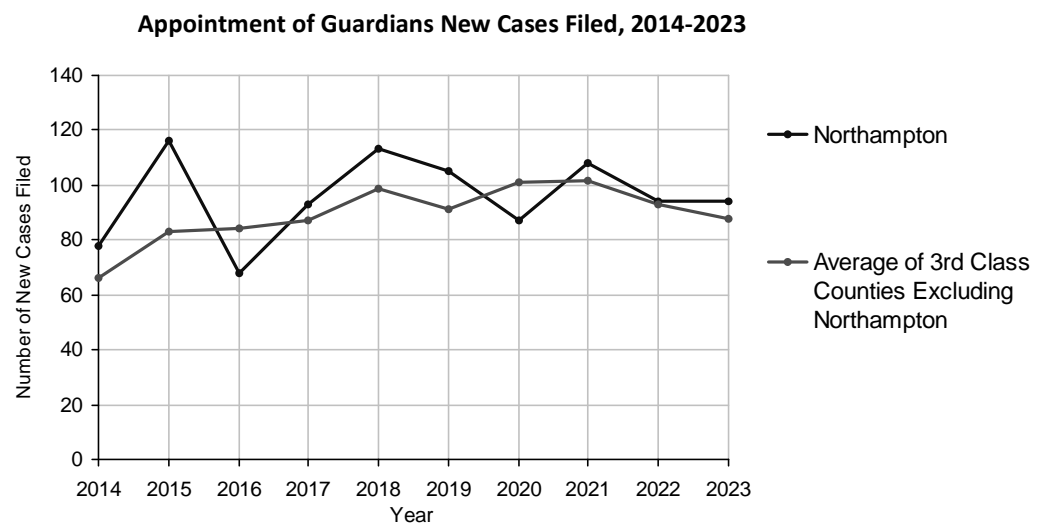


Northampton County

2023 Population estimate: 319,091
 Class of County: 3rd
 No. of Common Pleas Court Judgeships: 9

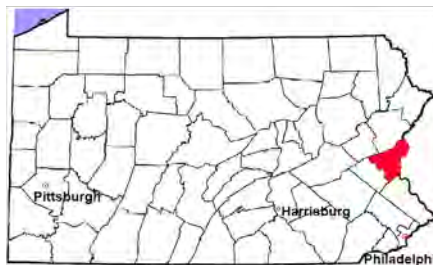


2023 Appointment of Guardians	No. of Cases	
Cases Pending 1/1/2023	9	
New Cases Filed in 2023	94	
Cases Available for Processing	103	
Processed By:		
Contested before a Judge	6	7.0%
Uncontested	78	90.7%
Other	2	2.3%
Cases Processed	86	100.0%
Cases Pending 12/31/2023	17	



Northampton County

2023 Population estimate: 319,091
 Class of County: 3rd
 No. of Common Pleas Court Judgeships: 9



2023 Jury Yield and Utilization

Jury Yield

Qualification Questionnaires/Summonses Mailed:	13,606	A		
Returned Undeliverable:	1,234	B	9.1%	Of Qualification Questionnaires/ Summonses Mailed
Not Responded to:	1,276	C	9.4%	
the Number of Prospective Jurors:				
Disqualified:	1,890	D	13.9%	
Exempted:	1,392	E	10.2%	
Excused:	2,355	F	17.3%	
Deferred to New Term:	981	G	7.2%	
Deferred from Previous Term:	1,045	H	7.7%	
Total Number of Qualified Jurors Available for Service:	5,523	I	40.6%	

$I = A - B - C - D - E - F - G + H$

Jury Utilization

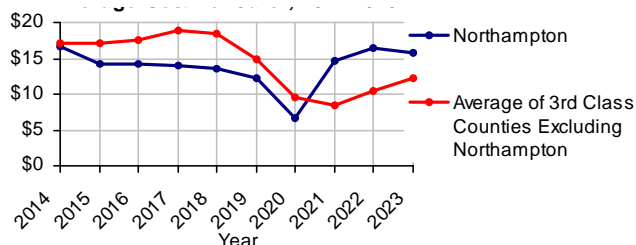
the Number of Jurors:			
Reporting for Service:	1,585	28.7%	Of Jurors Qualified and Available
Told Not to Report for Service:	910	16.5%	
Sent to Courtroom for Jury Selection (Voir Dire):	1,178	74.3%	Of Jurors Reporting for Service
Impaneled or Sworn (jurors/alternates):	321	20.3%	
Removed for Cause/Hardship:	285		
Removed by Peremptory Challenge:	330		
Number of Jury Trials Started:	23		
Pool Days:	18		
Zero Panel Days	1	5.6%	(Of Pool Days)

Jury Costs

Total Annual Budget for Juror Operations:	\$214,658.00	J
Average Cost Per Juror:	\$15.78	K

$K = J/A$

Average Cost Per Juror, 2014-2023



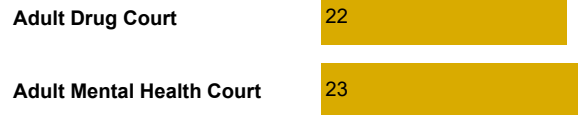
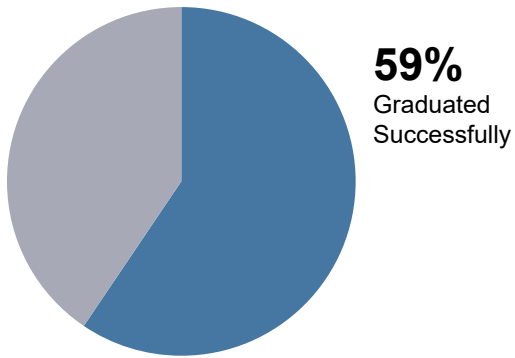
Northampton County

2023 Problem Solving Courts

37 Discharges

45 Admissions

Of All Court Participants Discharged:

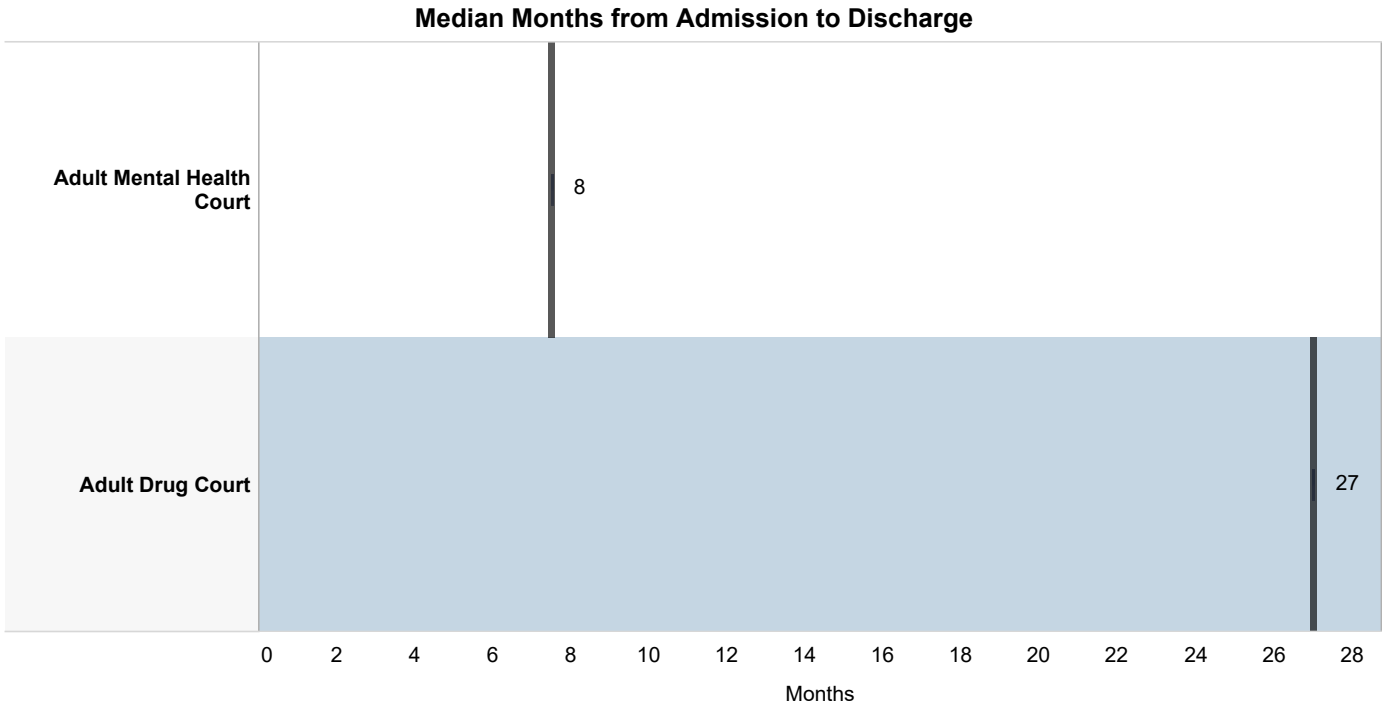


Discharge Reason

	Successfully Completed	Unsuccessful /Non-Compliant	Voluntarily Withdrew	Unsuccessful /Absconded	Other	Total Discharges
Adult Drug Court	11 (52.4%)	3 (14.3%)	4 (19.0%)	2 (9.5%)	1 (4.8%)	21 (100.0%)
Adult Mental Health Court	11 (68.8%)	5 (31.3%)				16 (100.0%)

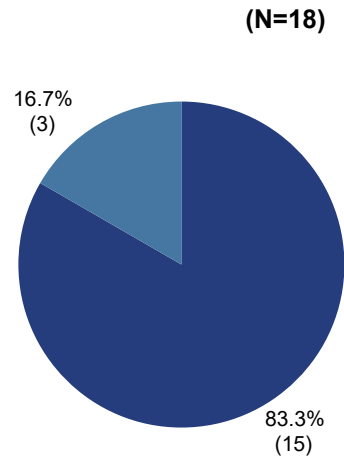

Northampton County

2023 Problem Solving Courts



Among successful graduates, there was a 64% increase in employment.

83% of the employed successful graduates were employed full time:



5% (2) of all participants have improved in **education level** at discharge.

■ Employed Full Time
■ Employed Part Time

DEPARTMENT OF RESEARCH & STATISTICS

KIM NIEVES, PH.D.

DIRECTOR

ANDREW GINDER, MPA

ASSISTANT DIRECTOR

YAN LIU, M.S.

SENIOR STATISTICAL ANALYST

SASANKA ADIKARI, PH.D

DATA SCIENTIST

AMANDA PEREIRA

RESEARCH ASSISTANT