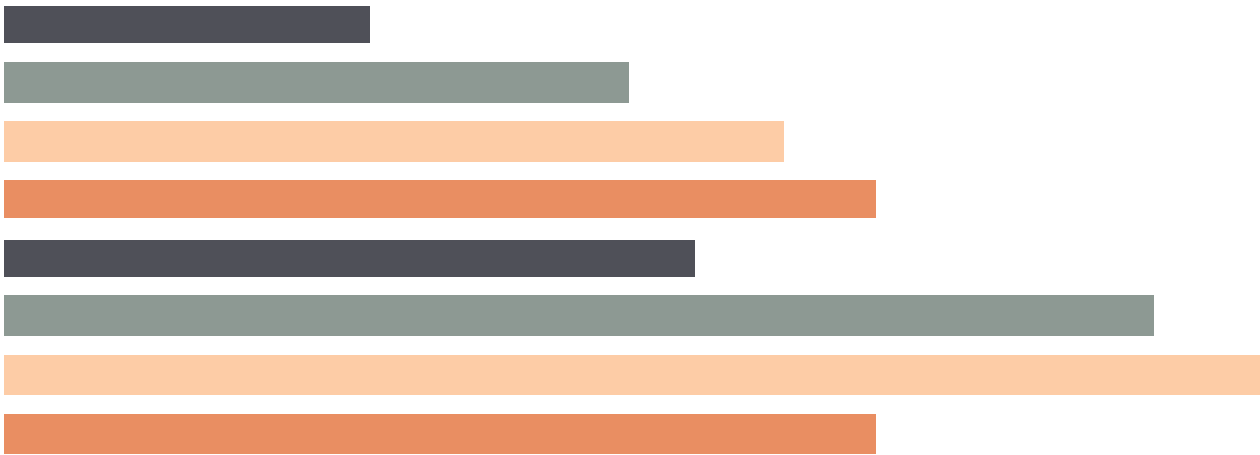
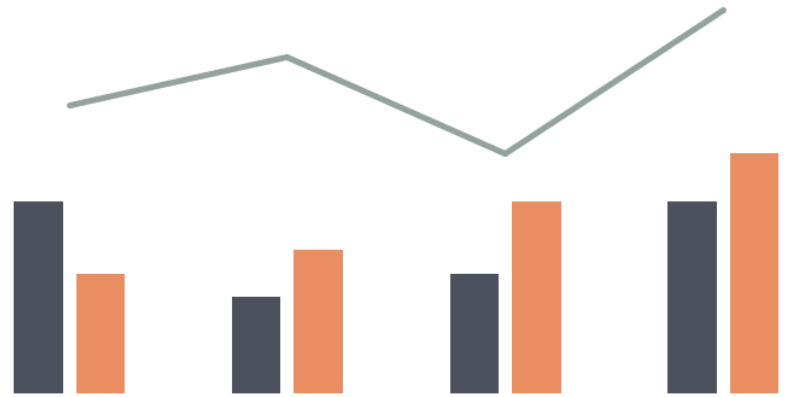


2023 Perry County


Court of Common Pleas
Caseload Statistics for



We are pleased to provide you with a copy of the 2023 County Caseload Display pages. They can also be viewed on the AOPC webpage at www.pacourts.us in the *News & Statistics* section under *Research & Statistics*.

Should you have any questions or comments, please do not hesitate to contact me at 717.231.3300.

Sincerely,

A handwritten signature in black ink, appearing to read "Sasanka", written over a horizontal line.

Sasanka Adikari, Ph.D.
Data Scientist
Department of Research and Statistics

Table of Contents

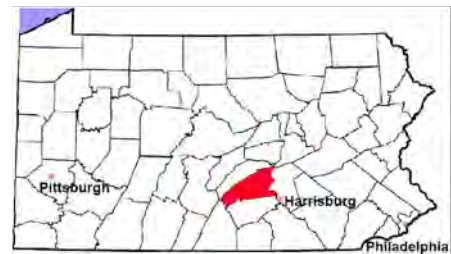
CPCMS Criminal	Page 1
CPCMS Criminal - New Cases by Case Type.....	Page 2
Civil.....	Page 3
Civil - Docketed Cases Listed by Case Type.....	Page 4
Protection From Abuse	Page 5
Spousal & Child Support and Paternity	Page 6
Custody/Partial Custody/Visitation.....	Page 7
Divorce	Page 8
Juvenile Dependency - Active Dependent Inventory	Page 9
Juvenile Dependency - Adjudicated Dependent Inventory	Page 10
Juvenile Delinquency - Cases Pending Disposition.....	Page 11
Juvenile Delinquency - New Cases by Case Type	Page 12
Juvenile Delinquency - Formal Dispositions	Page 13
Juvenile Delinquency - Informal Dispositions	Page 14
Accounts.....	Page 15
Adoptions.....	Page 16
Relinquishments/Terminations	Page 17
Appointment of Guardians	Page 18
Jury Yield and Utilization	Page 19

Perry County

2023 Population estimate: 46,083

Class of County: 6th

No. of Common Pleas Court Judgeships: 2
(Perry and Juniata combined)



2023 Criminal	No. of Cases
---------------	--------------

Cases Pending 1/1/2023	346
New Cases Filed in 2023	609
Reopened Cases	28
Cases Available for Processing	983

Processed by:

Withdrawn/Dismissed	36	5.4%
Diversionsary Disposition*	126	18.9%
Guilty Plea	465	69.7%
Non-Jury Trial	7	1.0%
Jury Trial	11	1.6%
Inactive	17	2.5%
Other	5	0.7%
Total Cases Processed	667	100.0%

Cases Pending 12/31/2023 **316**

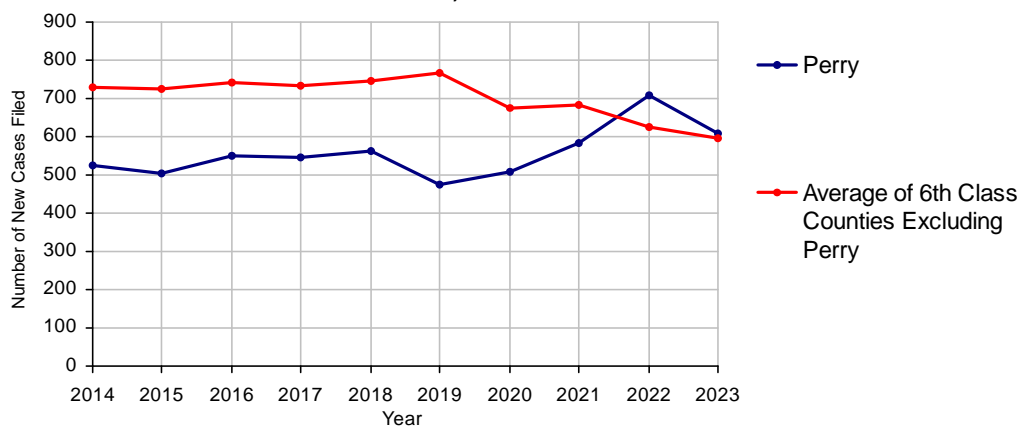
Cases Awaiting Sentencing **75**

Data provided by CPCMS

* Includes other diversionsary programs such as Veterans Court.

Age of Pending Cases as of 12/31/2023		
0-60 Days	84	26.6%
61-120 Days	79	25.0%
121-180 Days	38	12.0%
181-240 Days	19	6.0%
241-300 Days	21	6.6%
301-360 Days	18	5.7%
Over 360 Days	57	18.0%
Total	316	100.0%

Criminal New Cases, 2014-2023



Perry County

2023 Population: 46,083
 Class of County: 6th
 No. of Common Pleas Judgeships: 2
 (Perry and Juniata combined)

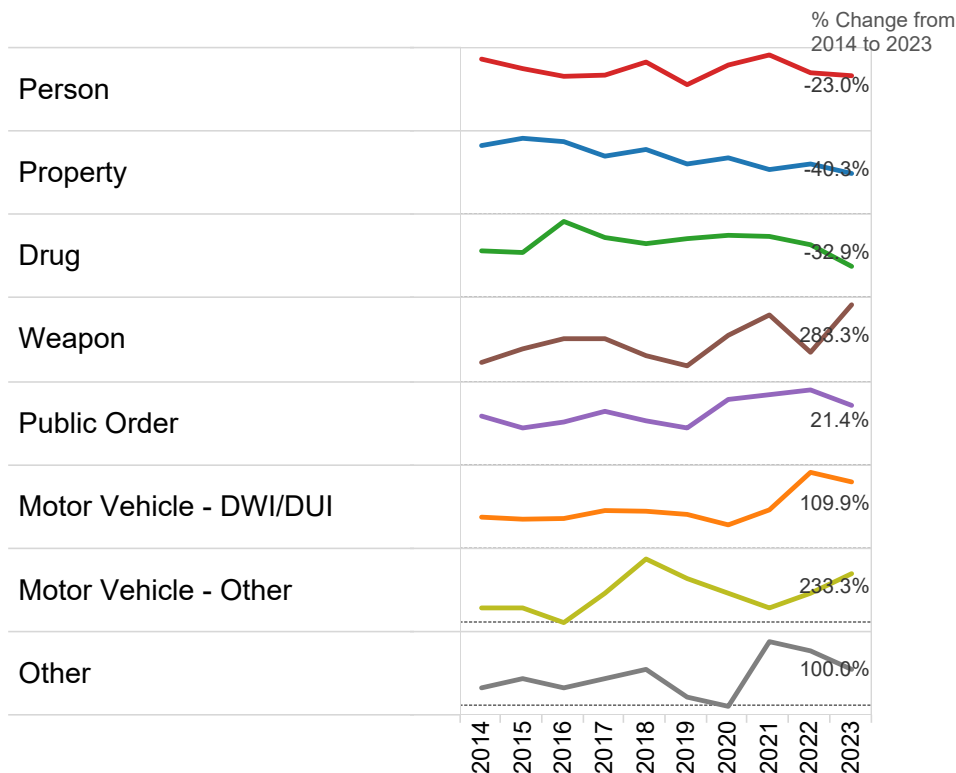


2023 Criminal - New Cases by Offense Type

Case Type	Felony	Misdemeanor	Summary	Total	
Person	55	39	0	94	15.4%
Property	33	41	0	74	12.2%
Drug	10	47	0	57	9.4%
Weapon	12	11	0	23	3.8%
Public Order	22	29	0	51	8.4%
Motor Vehicle - DWI/DUI	28	268	0	296	48.6%
Motor Vehicle - Other	1	7	2	10	1.6%
Other	2	0	2	4	0.7%
Total	163	442	4	609	100.0%
	26.8%	72.6%	0.7%	100.0%	

Data provided by CPCMS

Criminal New Cases by Offense Type, 2014-2023



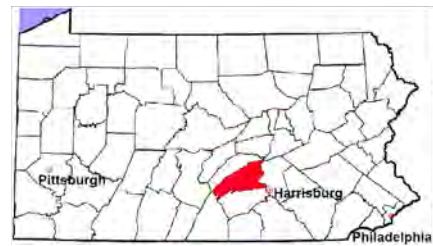
Perry County

2023 Population estimate: 46,083

Class of County: 6th

No. of Common Pleas Court Judgeships: 2

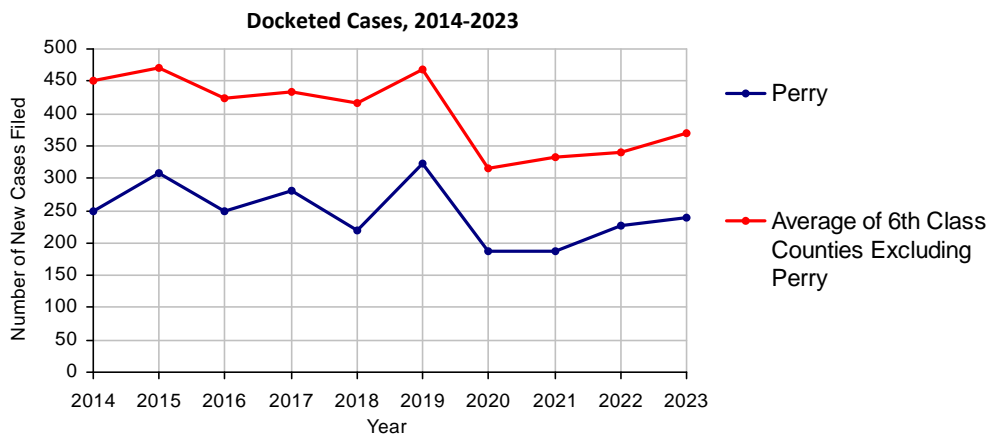
(Perry and Juniata combined)



2023 Civil	Civil Action	Other	Total
Cases Pending 1/1/2023	575	290	865 ^(R)
Docketed Cases	140	98	238
Arbitration Appeals	0	0	0
Transferred In	0	0	0
Returned to Active	1	0	1
Cases Available for Processing	716	388	1,104
Processed By:			
Default Judgments	17	12	29
Cases Decided by Arbitration Board	0	0	0
Dispositive Motions	0	0	0
Settlements	18	10	28
Moved to Inactive Status	0	0	0
Transferred/Withdrawn	0	1	1
Dismissed/Discontinued	35	19	54
Administrative Purge	0	0	0
Other	3	8	11
Jury Trial	0	0	0
Non-Jury Trial	0	0	0
Total Cases Processed	73	50	123
Cases Pending 12/31/2023	643	338	981

Age of Pending Cases as of 12/31/2023 (Civil Action Only)		
0-6 months	72	11.2%
7-12 months	37	5.8%
13-18 months	48	7.5%
19-24 months	40	6.2%
25-30 months	50	7.8%
31-36 months	39	6.1%
37-42 months	30	4.7%
43-48 months	33	5.1%
49-54 months	27	4.2%
55-60 months	22	3.4%
61-66 months	13	2.0%
67-72 months	16	2.5%
Over 72 months	216	33.6%
Total	643	100.0%

(R) - Revised

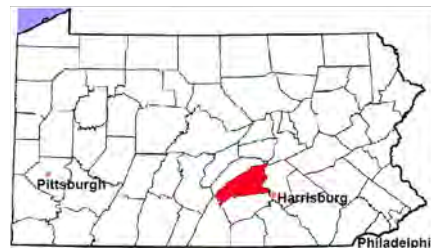


Perry County

2023 Population estimate: 46,083

Class of County: 6th

No. of Common Pleas Court Judgeships: 2
(Perry and Juniata combined)



2023 Civil - Docketed Cases Listed by Case Type

TORT 8 3.4%

(does not include mass tort)

Intentional	0
Malicious Prosecution	0
Motor Vehicle	3
Nuisance	1
Premise Liability	1
Product Liability	0
Slander/Libel/Defamation	0
Other	3

MASS TORT 1 0.4%

Asbestos	0
Tobacco	0
Toxic Tort - DES	0
Toxic Tort - Implant	0
Toxic Waste	0
Other	1

PROFESSIONAL LIABILITY 0

Dental	0
Legal	0
Medical Malpractice	0
Other	0

CONTRACT 130 54.6%

(does not include judgments)

Buyer Plaintiff	0
Debt Collection: Credit Card	95
Debt Collection: Other	33
Employment Dispute: Discrimination	0
Employment Dispute: Other	0
Other	2

Of the Docketed Cases:

Pro Se Filings: 8 3.4% Class Action Suits: 0 MDJ Appeals: 17 7.1%

*Civil Other

REAL PROPERTY 62 26.1%

Ejectment*	3
Eminent Domain/Condemnation*	0
Ground Rent	0
Landlord/Tenant Dispute	1
Mortgage Foreclosure:	
Residential*	48
Commercial*	1
Partition of Real Property*	5
Quiet Title*	2
Other*	2

CIVIL APPEALS 20 8.4%

- Administrative Agencies

Board of Assessment*	0
Board of Elections*	0
Dept. of Transportation*	5
Zoning Board*	1
Statutory Appeal - Other*	0
Other*	14

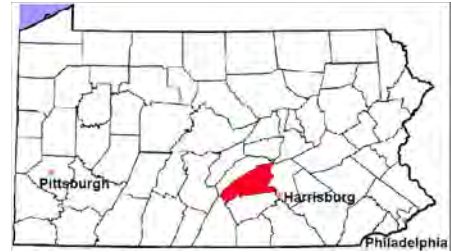
MISCELLANEOUS 17 7.1%

Common Law/	
Statutory Arbitration*	0
Declaratory Judgment*	1
Mandamus*	1
Non-Domestic Relations	
Restraining Order*	0
Quo Warranto*	0
Replevin*	3
Other*	12

TOTAL DOCKETED CASES: 238 100.0%

Perry County

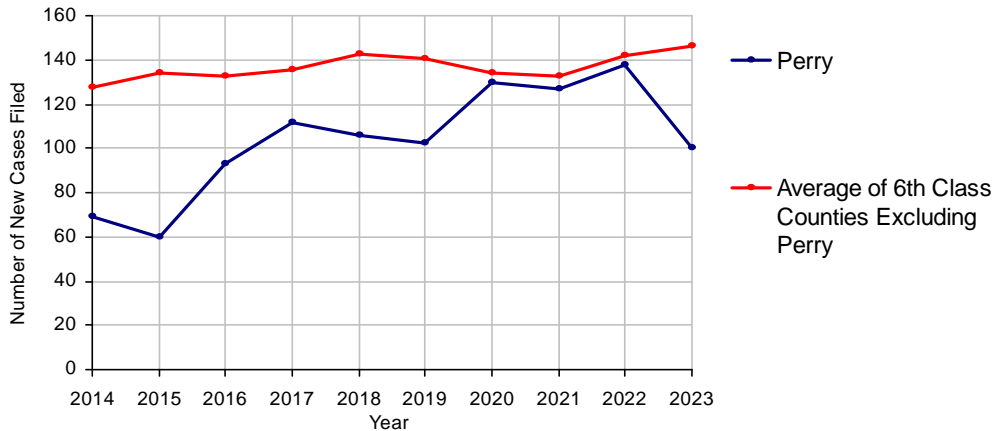
2023 Population estimate: 46,083
 Class of County: 6th
 No. of Common Pleas Court Judgeships: 2
 (Perry and Juniata combined)



2023 Protection From Abuse

	No. of Petitions
Cases Pending 1/1/2023	10
New Cases Filed in 2023	100
<i>Of these, Petitions Requesting Temporary Orders: 100 (100.0%)</i>	
<i>Temporary Orders DENIED: 9 (9.0%), Temporary Orders GRANTED: 91 (91.0%)</i>	
Cases Available for Processing	110
Processed By:	
Temporary Order DENIED After Ex Parte Hearing and No Evidentiary Hearing Scheduled	5 4.8%
Temporary Order DISMISSED After Evidentiary Hearing and No Final Order Entered	27 25.7%
Final Order DENIED After Evidentiary Hearing Before a Judge or a Judicial Officer	1 1.0%
Final Order GRANTED After Evidentiary Hearing Before a Judge or a Judicial Officer	47 44.8%
Plaintiff Did Not Appear For Evidentiary Hearing	1 1.0%
Final Order by STIPULATION OR AGREEMENT Between the Parties	20 19.0%
Petition WITHDRAWN by Plaintiff	4 3.8%
TRANSFERRED to Another Jurisdiction	0
Other	0
Cases Processed	105 100.0%
Cases Pending 12/31/2023	5

PFA New Cases Filed, 2014-2023



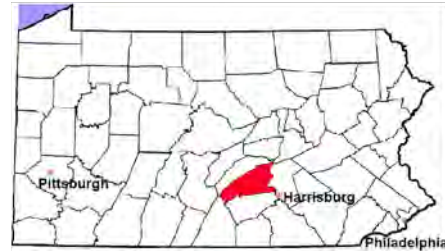
Note. The average of 6th class counties for 2023 excludes Tioga County due to unavailable data.

Perry County

2023 Population estimate: 46,083

Class of County: 6th

No. of Common Pleas Court Judgeships: 2
(Perry and Juniata combined)



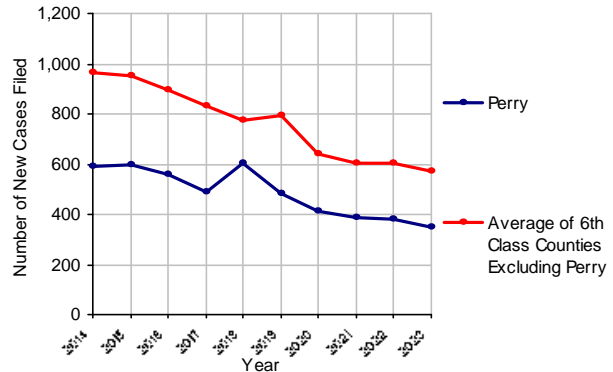
2023 Spousal & Child Support	No. of Petitions
Cases Pending 1/1/2023	70
New Cases Filed in 2023	352
Dockets Transferred In (+)	10
Dockets Transferred Out (-)	7
Cases Available for Processing	425
Processed By:	
Judge	20 5.3%
Intake Officer	351 93.6%
Hearing Officer	0
Other	4 1.1%
Cases Processed	375 100.0%
Cases Pending 12/31/2023	50

Data provided by PACSES

2023 Paternity	No. of Cases
Acknowledgements Filed:	
Non-Domestic Relations Section	58 89.2%
During Conference	0
Non-Stipulated (post genetic test)	0
Pre-Trial Conference	7 10.8%
Total	65 100.0%
Established:	
Stipulated by Genetic Tests	8 80.0%
Default - Father Failed to Appear	0
Adjudication by Court Proceeding	0
Out of State	2 20.0%
Total	10 100.0%
Cases Pending 12/31/2023	3

Data provided by PACSES

Spousal & Child Support New Cases, 2014-2023



DEFINITIONS:

ACKNOWLEDGEMENTS FILED:

NON-DOMESTIC RELATIONS SECTION: The voluntary Acknowledgement of Paternity by the alleged father.

DURING CONFERENCE: The alleged father signed the Acknowledgement of Paternity-Waiver of Trial (PE-010) at the initial child support conference.

NON-STIPULATED (POST GENETIC TEST): The alleged father signed the Acknowledgement of Paternity-Waiver of Trial after genetic tests were conducted and resulted in the alleged father being determined to be the biological father.

PRE-TRIAL CONFERENCE: The alleged father signed the Acknowledgement of Paternity-Waiver of Trial at the pre-trial conference.

ESTABLISHED:

STIPULATED BY GENETIC TESTS: The alleged father requested genetic tests and signed a stipulation that if the test results had a 99% or higher probability of paternity then the alleged father would be stipulated as the biological father of the child.

DEFAULT - FATHER FAILED TO APPEAR: The alleged father failed to appear after being served for either a support conference, hearing, or genetic test and a default paternity order was entered by the court.

ADJUDICATION BY COURT PROCEEDING: The alleged father was determined to be the biological father of the child through a court proceeding.

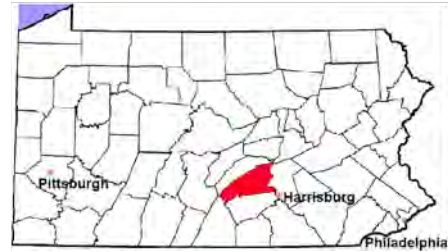
OUT OF STATE: Paternity was established in another state, "Out of state only".

Perry County

2023 Population Estimate: 46,083

Class of County: 6th

No. of Common Pleas Court Judgeships: 2
(Perry and Juniata combined)



2023 Custody/Partial Custody/Visitation

No. of
Petitions

Cases Pending 1/1/2023	205
New Cases Filed in 2023	142
Cases Available for Processing	347

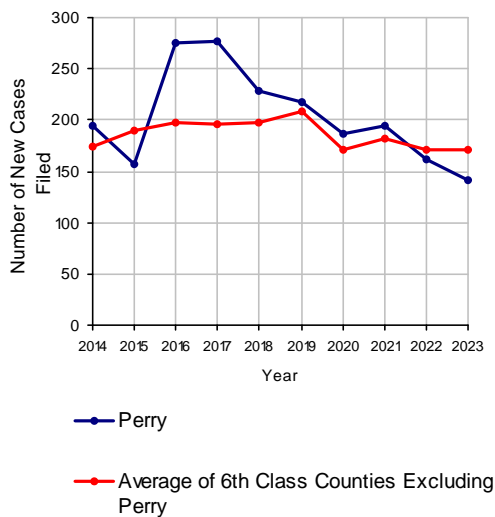
Processed By:

Judge	83	87.4%
Non-Judicial Officer	8	8.4%
Administrative Review/Purge	0	
Other	4	4.2%
Cases Processed	95	100.0%

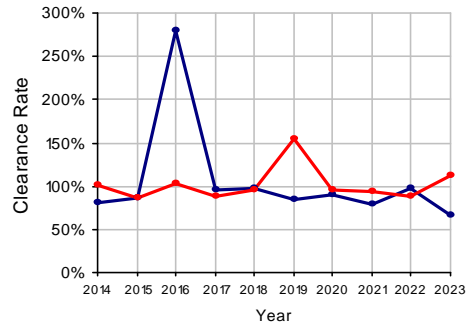
Cases Pending 12/31/2023

252

Custody/Partial Custody/Visitation New Cases Filed, 2014-2023

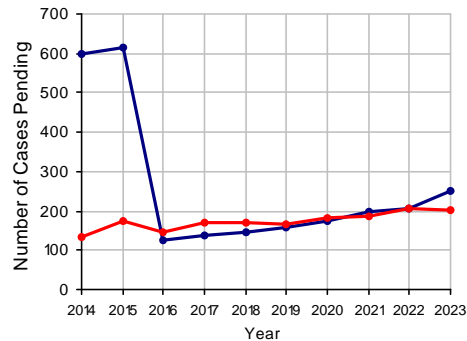


Clearance Rate, 2014-2023



Note: Clearance Rate = Cases Processed / New Cases Filed

Cases Pending at the End of Year, 2014-2023

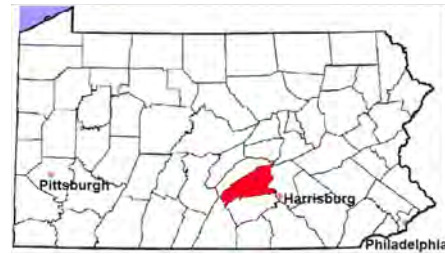


Perry County

2023 Population estimate: 46,083

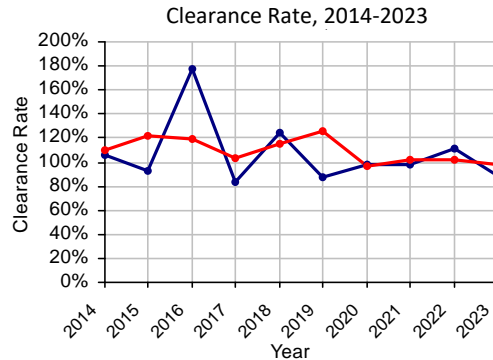
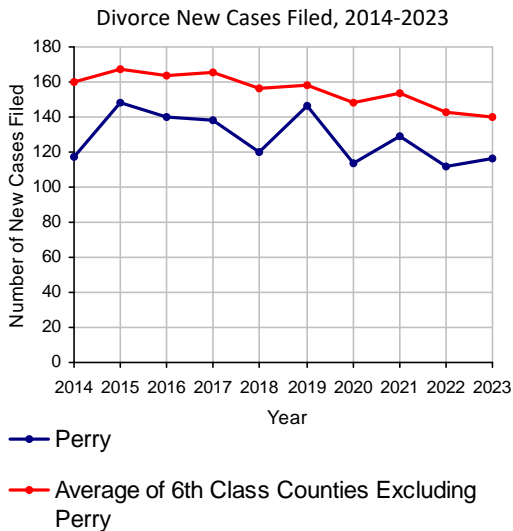
Class of County: 6th

No. of Common Pleas Court Judgeships: 2
(Perry and Juniata combined)

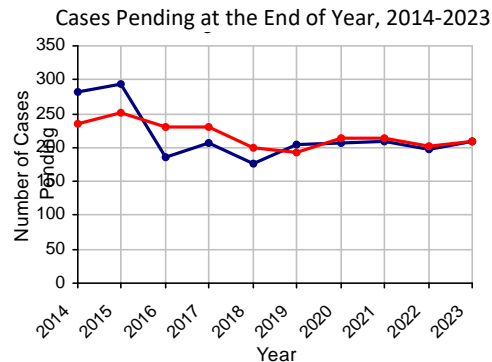


2023 Divorce

	No. of Petitions	
Cases Pending 1/1/2023	197	
New Cases Filed in 2023	116	
Cases Available for Processing	313	
Processed By:		
Contested Before a Judge	12	11.7%
Contested Before a Non-Judicial Officer	3	2.9%
Uncontested	87	84.5%
Administrative Review/Purge	0	
Other	1	1.0%
Cases Processed	103	100.0%
Cases Pending 12/31/2023	210	

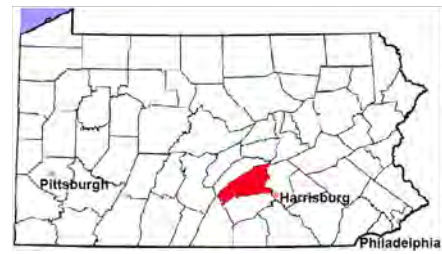


Note: Clearance Rate = Cases Processed / New Cases Filed



Perry County

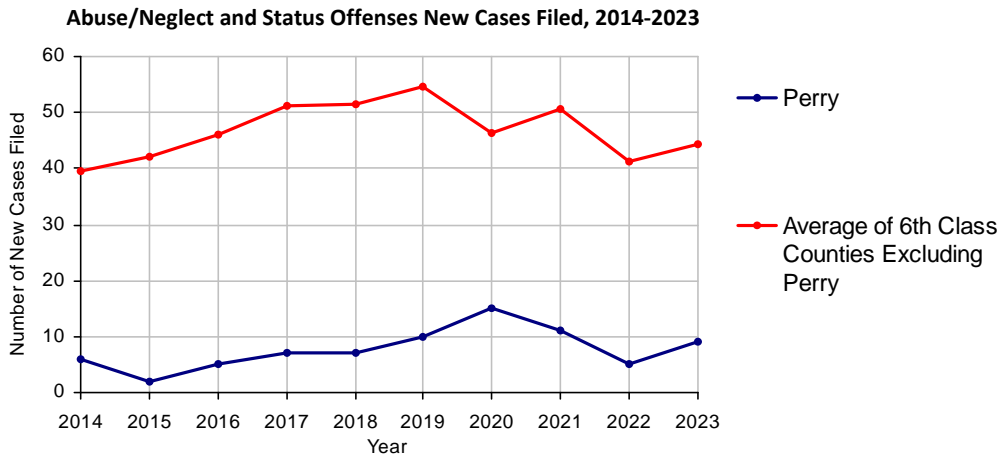
2023 Population estimate: 46,083
 Class of County: 6th
 No. of Common Pleas Court Judgeships: 2
 (Perry and Juniata combined)



2023 Juvenile Dependency - Petitions Pending Adjudication

	Abuse/ Neglect	Status Offenses	Total
Cases Pending 1/1/2023	0	0	0
New Petitions Filed in 2023	8	1	9
Other	1	1	2
Total Petitions Available for Processing	9	2	11
Processed by:			
Adjudicated Dependent			
Judge	6	1	7
Juvenile Court Hearing Officer	0	0	0
Adjudicated NOT Dependent			
Judge	0	0	0
Juvenile Court Hearing Officer	0	0	0
Withdrawn/Dismissed/Inactive	1	0	1
Other	0	0	0
Total Petitions Processed	7	1	8
Cases Pending 12/31/2023	2	1	3

Data provided by CPCMS



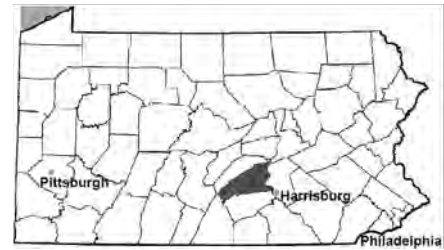
Perry County

2023 Population estimate: 46,083

Class of County: 6th

No. of Common Pleas Court Judgeships: 2

(Perry and Juniata combined)



2023 Juvenile Dependency - Adjudicated Dependent Inventory

	Abuse/ Neglect	Status Offenses	Total
Cases Pending 1/1/2023	12	1	13
New Adjudicated Dependent Cases	6	1	7
Other	0	0	0
Total Adjudicated Dependent Cases	18	2	20
<u>Court Supervision Terminated:</u>			
Family Reunification	1 16.7%	0	1 14.3%
Adoption	2 33.3%	0	2 28.6%
Placement with a Relative/Guardian	1 16.7%	0	1 14.3%
Aged Out	1 16.7%	0	1 14.3%
Other Permanency Outcomes*	0	0	0
Other**	1 16.7%	1 100.0%	2 28.6%
Total Adjudicated Dependent Cases Terminated	6 100.0%	1 100.0%	7 100.0%
Cases Pending 12/31/2023	12	1	13

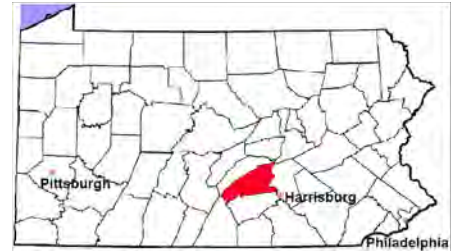
Data provided by CPCMS

* Other Permanency Outcomes include: adjudicated delinquent, death due to natural causes, emancipation, permanent living arrangement, and parent has come forward.

** Other includes cases where court supervision is terminated due to transfer out of jurisdiction, withdrawal and administrative closure.

Perry County

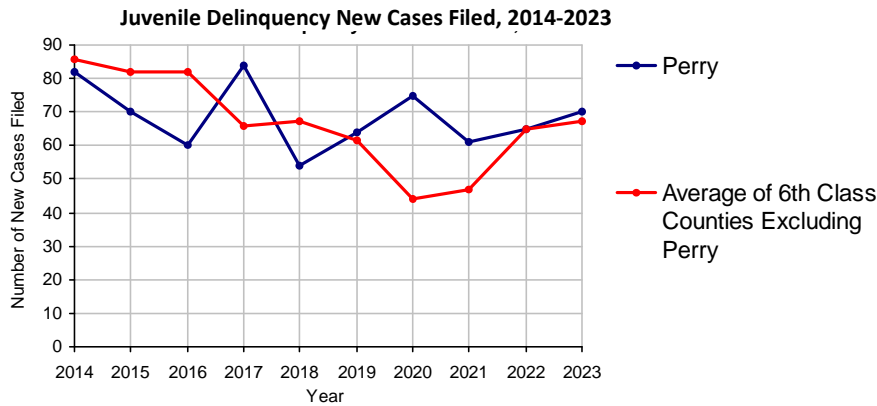
2023 Population estimate: 46,083
 Class of County: 6th
 No. of Common Pleas Court Judgeships: 2
 (Perry and Juniata combined)



2023 Juvenile Delinquency - Cases Pending Disposition

Begin Pending	138
New Cases	70
Consent Decree Revoked	1
Informal Adjustment Program Revoked	0
Alternative Program Revoked	0
Warrant Returned	0
Other	7
Total Cases Available for Disposition	216
Warrant Issued	0
Disposed by:	
Adjudicated Delinquent by a Judge	8
Adjudicated Delinquent by a Juvenile Court Hearing Officer	0
Consent Decree Entered	12
Informal Adjustment Program Entered	0
Warned and Counseled (Pre-Petition)	0
Dismissed/Withdrawn/Transferred	19
Transferred to Criminal Court	0
Other	30
Total Cases Disposed	69
End Pending	147

Data provided by CPCMS



Perry County

2023 Population: 46,083
 Class of County: 6th
 No. of Common Pleas Judgeships: 2
 (Perry and Juniata combined)

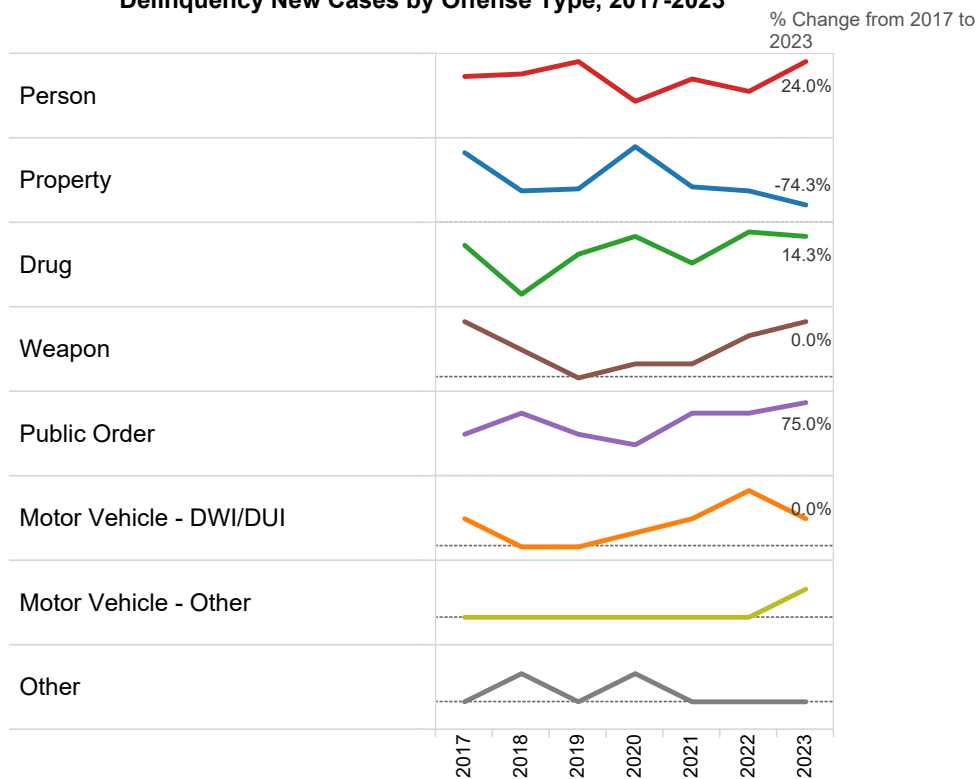


2023 Delinquency - New Cases by Offense Type

Case Type	Felony	Misdemeanor	Summary	Total	
Person	28	3	0	31	44.3%
Property	2	7	0	9	12.9%
Drug	1	15	0	16	22.9%
Weapon	0	4	0	4	5.7%
Public Order	5	2	0	7	10.0%
Motor Vehicle - DWI/DUI	0	2	0	2	2.9%
Motor Vehicle - Other	1	0	0	1	1.4%
Other	0	0	0	0	0.0%
Total	37	33	0	70	100.0%
	52.9%	47.1%	0.0%	100.0%	

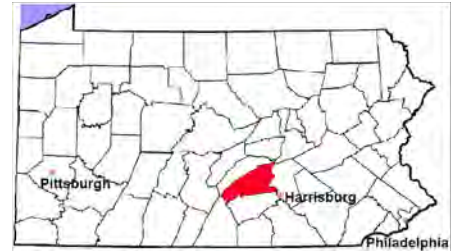
Data provided by CPCMS

Delinquency New Cases by Offense Type, 2017-2023



Perry County

2023 Population estimate: 46,083
Class of County: 6th
No. of Common Pleas Court Judgeships: 2
(Perry and Juniata combined)



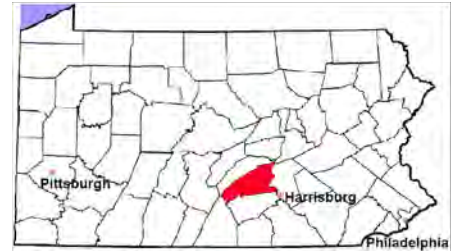
2023 Juvenile Delinquency - Formal Dispositions

Begin Pending	105
Adjudicated Delinquent by a Judge	8
Adjudicated Delinquent by a Juvenile Court Hearing Officer	0
Warrant Returned	0
Other	1
Total Adjudicated Delinquent Cases	114
Warrant Issued	0
Court Supervision Terminated:	
Conditions Satisfied	20
Compelling Reasons	11
Reached Age 21	5
Transferred to Another Juvenile Court	0
Other	0
Total Adjudicated Delinquent Cases Terminated	36
End Pending	78

(R) - Revised
Data provided by CPCMS

Perry County

2023 Population estimate: 46,083
 Class of County: 6th
 No. of Common Pleas Court Judgeships: 2
 (Perry and Juniata combined)

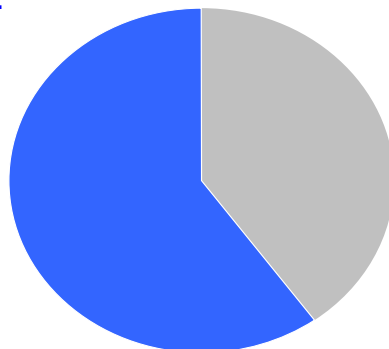


2023 Juvenile Delinquency - Informal Dispositions

Pending Consent Decrees	29
Pending Informal Adjustments	5
New Consent Decrees	12
New Informal Adjustments	0
Warrant Returned	0
Other	4
Cases Informally Disposed	50
Warrant Issued	0
Terminated by:	
Consent Decree Completed	19
Informal Adjustment Completed	0
Consent Decree Revoked	1
Informal Adjustment Program Revoked	0
Other	4
Total Informally Disposed Cases Terminated	24
End Pending	26

(R) - Revised
 Data provided by CPCMS

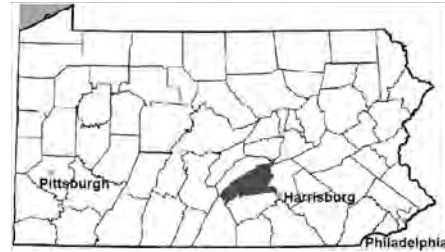
Informal Dispositions: **60%**



Delinquency Cases are disposed either formally, at a proceeding held before a judge or hearing officer, or informally without a proceeding. Informal dispositions include informal adjustments supervised by a juvenile probation officer; consent decrees agreed upon with the District Attorney after a petition is filed; or other pre-petition process by the juvenile probation department.

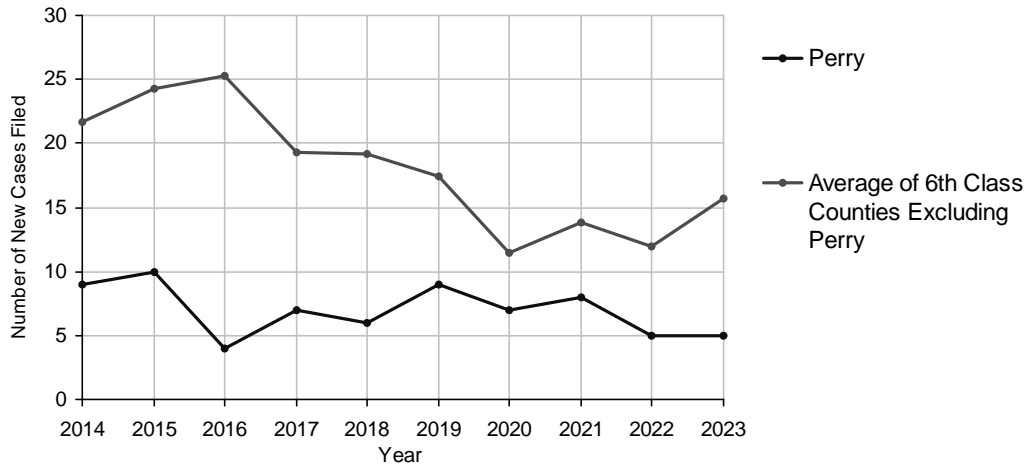
Perry County

2023 Population estimate: 46,083
 Class of County: 6th
 No. of Common Pleas Court Judgeships: 2
 (Perry and Juniata combined)



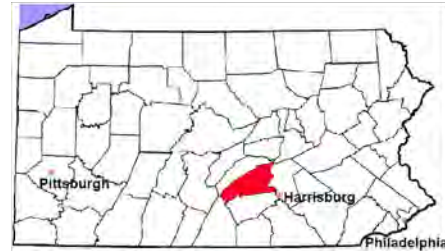
2023 Accounts	No. of Cases
Cases Pending 1/1/2023	2
New Cases Filed in 2023	5
Cases Available for Processing	7
Processed By:	
Contested before a Judge	2 28.6%
Contested before a Non-Judicial Officer	0
Uncontested	5 71.4%
Other	0
Cases Processed	7 100.0%
Cases Pending 12/31/2023	0

Accounts New Cases Filed, 2014-2023



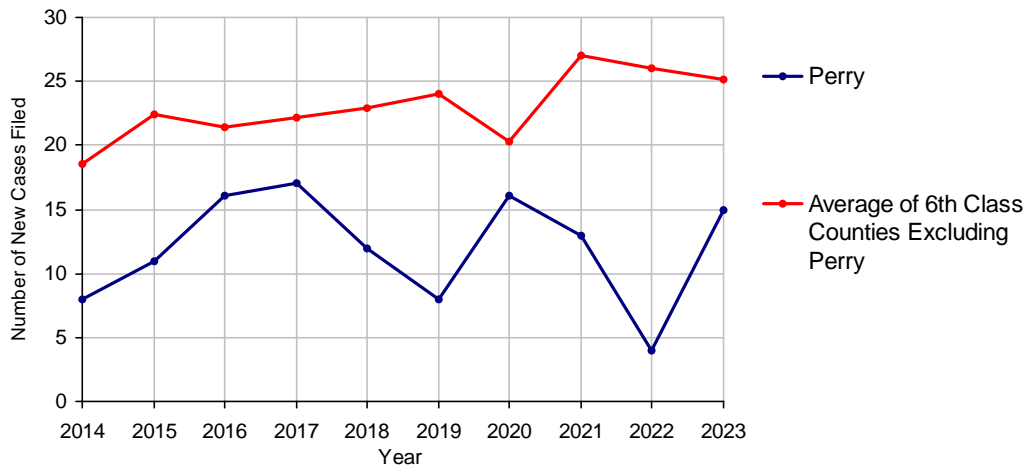
Perry County

2023 Population estimate: 46,083
 Class of County: 6th
 No. of Common Pleas Court Judgeships: 2
 (Perry and Juniata combined)



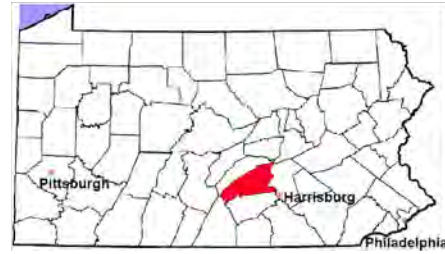
2023 Adoptions		No. of Cases	
Cases Pending 1/1/2023		0	
New Cases Filed in 2023		15	
Cases Available for Processing		15	
Processed By:			
Contested before a Judge	Granted	0	
	Denied	0	
Uncontested	Granted	15	100.0%
	Denied	0	
Other		0	
Cases Processed		15	100.0%
Cases Pending 12/31/2023		0	

Adoptions New Cases Filed, 2014-2023



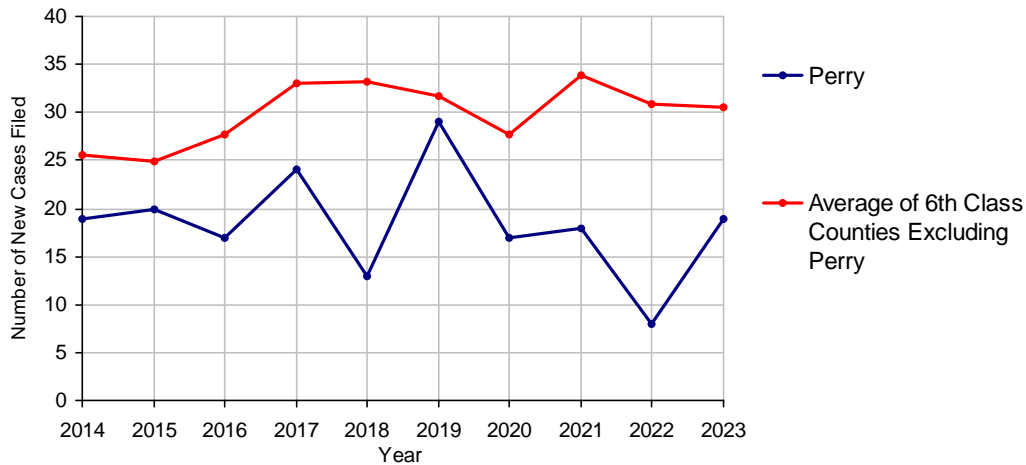
Perry County

2023 Population estimate: 46,083
 Class of County: 6th
 No. of Common Pleas Court Judgeships: 2
 (Perry and Juniata combined)



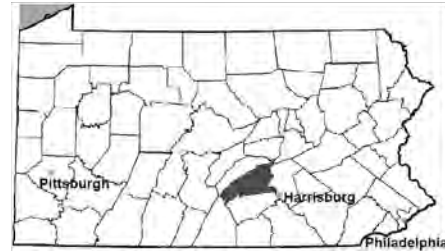
2023 Relinquishments/Terminations	No. of Cases
Cases Pending 1/1/2023	5
New Cases Filed in 2023	19
Cases Available for Processing	24
Processed By:	
Contested before a Judge	0
Uncontested	18 90.0%
Other	2 10.0%
Cases Processed	20 100.0%
Cases Pending 12/31/2023	4

Relinquishments/Terminations New Cases Filed, 2014-2023

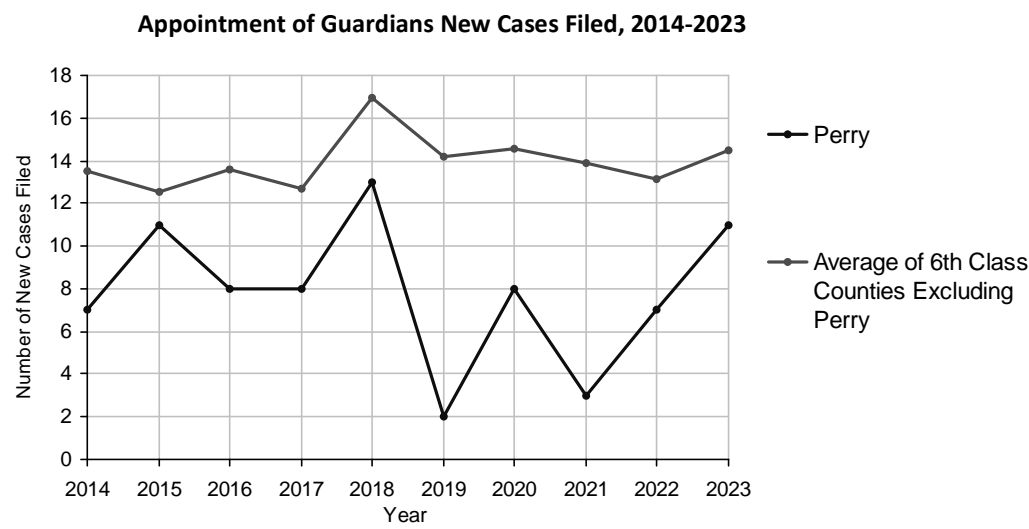


Perry County

2023 Population estimate: 46,083
 Class of County: 6th
 No. of Common Pleas Court Judgeships: 2
 (Perry and Juniata combined)

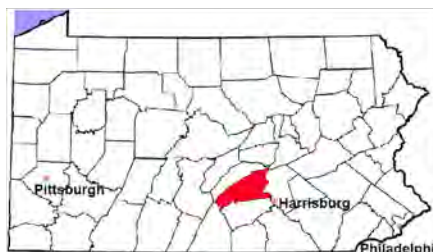


2023 Appointment of Guardians	No. of Cases	
Cases Pending 1/1/2023	1	
New Cases Filed in 2023	11	
Cases Available for Processing	12	
Processed By:		
Contested before a Judge	0	
Uncontested	7	87.5%
Other	1	12.5%
Cases Processed	8	100.0%
Cases Pending 12/31/2023	4	



Perry County

2023 Population estimate: 46,083
 Class of County: 6th
 No. of Common Pleas Court Judgeships: 2
 (Perry and Juniata combined)



2023 Jury Yield and Utilization

Jury Yield

Qualification Questionnaires/Summonses Mailed:	3,750	A		
Returned Undeliverable:	0	B		Of Qualification Questionnaires/ Summonses Mailed
Not Responded to:	0	C		
the Number of Prospective Jurors:				
Disqualified:	0	D		
Exempted:	0	E		
Excused:	1,556	F	41.5%	
Deferred to New Term:	0	G		
Deferred from Previous Term:	0	H		
Total Number of Qualified Jurors Available for Service:	2,194	I	58.5%	

$I = A - B - C - D - E - F - G + H$

Jury Utilization

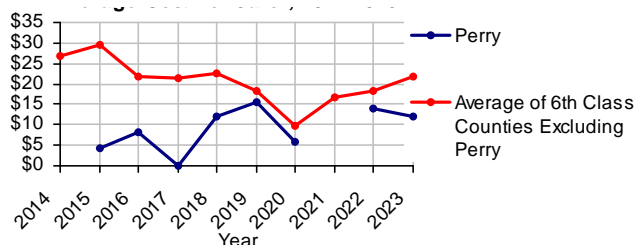
the Number of Jurors:			
Reporting for Service:	1,165	53.1%	Of Jurors Qualified and Available
Told Not to Report for Service:	616	28.1%	
Sent to Courtroom for Jury Selection (Voir Dire):	526	45.2%	Of Jurors Reporting for Service
Impaneled or Sworn (jurors/alternates):	262	22.5%	
Removed for Cause/Hardship:	0		
Removed by Peremptory Challenge:	0		
Number of Jury Trials Started:	16		
Pool Days:	11		
Zero Panel Days	2	18.2%	(Of Pool Days)

Jury Costs

Total Annual Budget for Juror Operations:	\$44,892.00	J
Average Cost Per Juror:	\$11.97	K

$K = J/A$

Average Cost Per Juror, 2014-2023



DEPARTMENT OF RESEARCH & STATISTICS

KIM NIEVES, PH.D.

DIRECTOR

ANDREW GINDER, MPA

ASSISTANT DIRECTOR

YAN LIU, M.S.

SENIOR STATISTICAL ANALYST

SASANKA ADIKARI, PH.D

DATA SCIENTIST

AMANDA PEREIRA

RESEARCH ASSISTANT