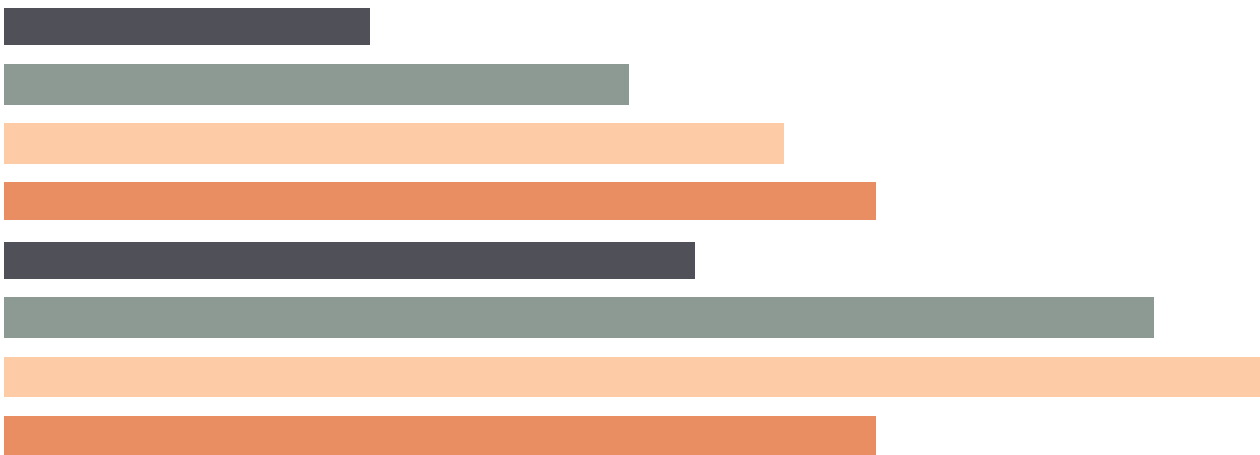
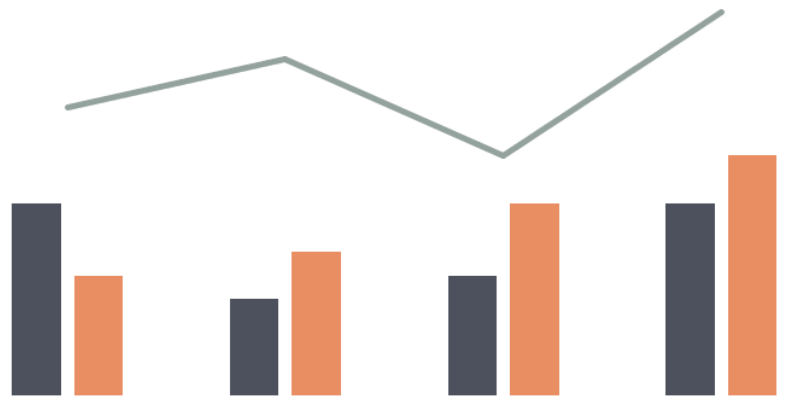


# 2023

Court of Common Pleas  
Caseload Statistics for

# Snyder County





We are pleased to provide you with a copy of the 2023 County Caseload Display pages. They can also be viewed on the AOPC webpage at [www.pacourts.us](http://www.pacourts.us) in the *News & Statistics* section under *Research & Statistics*.

Should you have any questions or comments, please do not hesitate to contact me at 717.231.3300 .

Sincerely,

A handwritten signature in black ink, appearing to read 'Sasanka', is written over a horizontal line. The signature is fluid and cursive.

Sasanka Adikari, Ph.D.  
Data Scientist  
Department of Research and Statistics



# Table of Contents

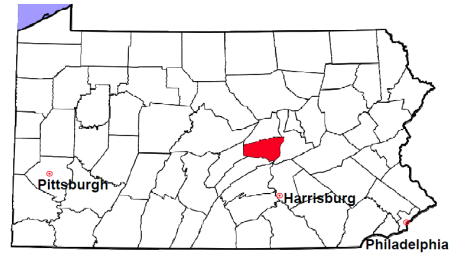
CPCMS Criminal .....	Page 1
CPCMS Criminal - New Cases by Case Type.....	Page 2
Civil.....	Page 3
Civil - Docketed Cases Listed by Case Type.....	Page 4
Protection From Abuse .....	Page 5
Spousal & Child Support and Paternity .....	Page 6
Custody/Partial Custody/Visitation.....	Page 7
Divorce .....	Page 8
Juvenile Dependency - Active Dependent Inventory .....	Page 9
Juvenile Dependency - Adjudicated Dependent Inventory .....	Page 10
Juvenile Delinquency - Cases Pending Disposition.....	Page 11
Juvenile Delinquency - New Cases by Case Type .....	Page 12
Juvenile Delinquency - Formal Dispositions .....	Page 13
Juvenile Delinquency - Informal Dispositions .....	Page 14
Accounts.....	Page 15
Adoptions.....	Page 16
Relinquishments/Terminations .....	Page 17
Appointment of Guardians .....	Page 18
Jury Yield and Utilization .....	Page 19
Problem Solving Courts.....	Pages 20-21

# Snyder County

2023 Population estimate: 39,717

Class of County: 7th

No. of Common Pleas Court Judgeships: 2  
(Snyder and Union combined)



2023 Criminal	No. of Cases
---------------	--------------

Cases Pending 1/1/2023	207
New Cases Filed in 2023	318
Reopened Cases	20
<b>Cases Available for Processing</b>	<b>545</b>

**Processed by:**

Withdrawn/Dismissed	21	5.6%
Diversionsary Disposition*	73	19.3%
Guilty Plea	257	68.0%
Non-Jury Trial	1	0.3%
Jury Trial	5	1.3%
Inactive	18	4.8%
Other	3	0.8%
<b>Total Cases Processed</b>	<b>378</b>	<b>100.0%</b>

**Cases Pending 12/31/2023** **167**

Cases Awaiting Sentencing 14

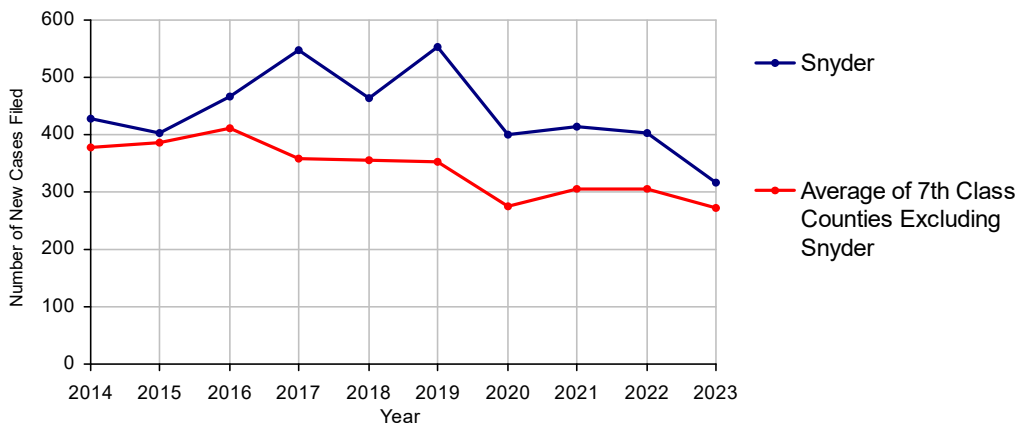
Data provided by CPCMS

\* Includes other diversionsary programs such as Veterans Court.

Age of Pending Cases as of 12/31/2023		
---------------------------------------	--	--

0-60 Days	57	34.1%
61-120 Days	48	28.7%
121-180 Days	27	16.2%
181-240 Days	12	7.2%
241-300 Days	14	8.4%
301-360 Days	1	0.6%
Over 360 Days	8	4.8%
<b>Total</b>	<b>167</b>	<b>100.0%</b>

**Criminal New Cases, 2014-2023**



# Snyder County

2023 Population: 39,717  
 Class of County: 7th  
 No. of Common Pleas Judgeships: 2  
 (Snyder and Union combined)

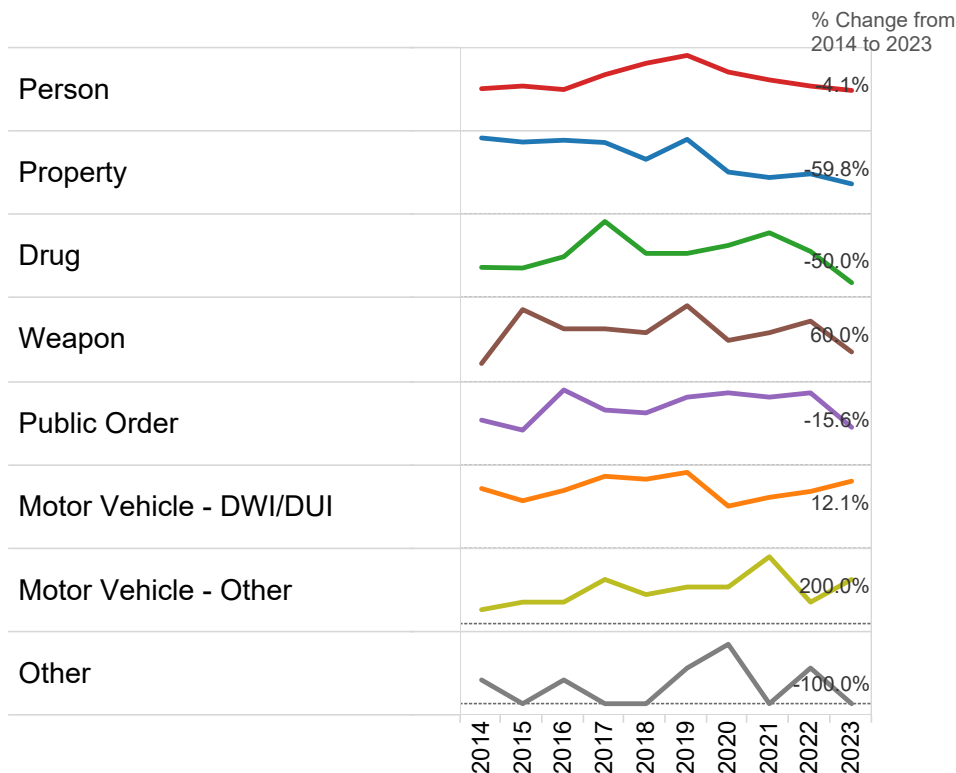


## 2023 Criminal - New Cases by Offense Type

Case Type	Felony	Misdemeanor	Summary	Total	
Person	17	29	1	47	14.8%
Property	35	33	0	68	21.4%
Drug	6	17	0	23	7.2%
Weapon	5	3	0	8	2.5%
Public Order	14	13	0	27	8.5%
Motor Vehicle - DWI/DUI	5	134	0	139	43.7%
Motor Vehicle - Other	1	5	0	6	1.9%
Other	0	0	0	0	0.0%
<b>Total</b>	<b>83</b>	<b>234</b>	<b>1</b>	<b>318</b>	<b>100.0%</b>
	<b>26.1%</b>	<b>73.6%</b>	<b>0.3%</b>	<b>100.0%</b>	

Data provided by CPCMS

### Criminal New Cases by Offense Type, 2014-2023



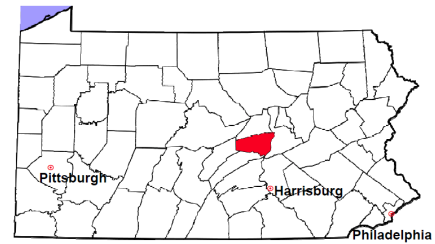
# Snyder County

2023 Population estimate: 39,717

Class of County: 7th

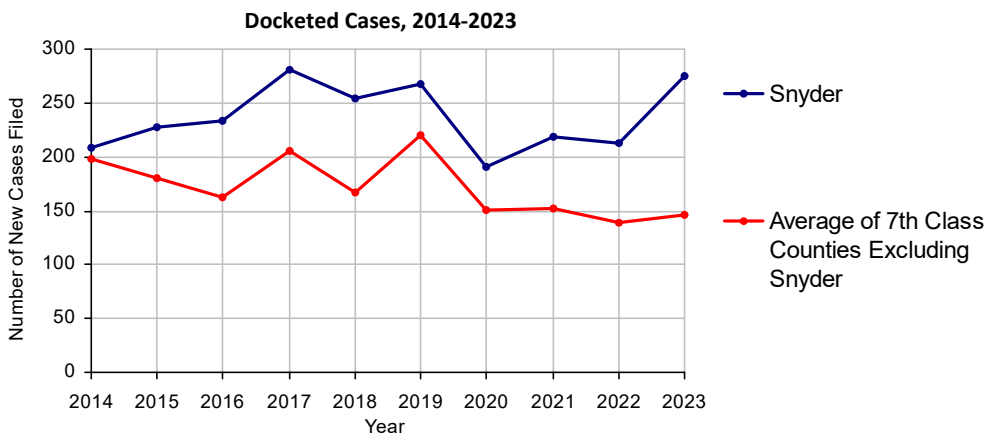
No. of Common Pleas Court Judgeships: 2

(Snyder and Union combined)



2023 Civil	Civil Action	Other	Total
Cases Pending 1/1/2023	112	79	191
Docketed Cases	122	153	275
Arbitration Appeals	0	0	0
Transferred In	2	0	2
Returned to Active	2	6	8
<b>Cases Available for Processing</b>	<b>238</b>	<b>238</b>	<b>476</b>
Processed By:			
Default Judgments	57	44	101
Cases Decided by Arbitration Board	0	0	0
Dispositive Motions	0	0	0
Settlements	0	0	0
Moved to Inactive Status	2	0	2
Transferred/Withdrawn	1	3	4
Dismissed/Discontinued	54	60	114
Administrative Purge	3	1	4
Other	8	15	23
Jury Trial	0	0	0
Non-Jury Trial	0	0	0
<b>Total Cases Processed</b>	<b>125</b>	<b>123</b>	<b>248</b>
<b>Cases Pending 12/31/2023</b>	<b>113</b>	<b>115</b>	<b>228</b>

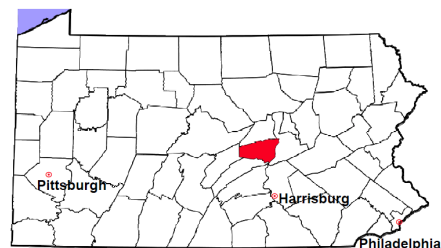
Age of Pending Cases as of 12/31/2023 (Civil Action Only)		
0-6 months	40	35.4%
7-12 months	20	17.7%
13-18 months	15	13.3%
19-24 months	12	10.6%
25-30 months	11	9.7%
31-36 months	8	7.1%
37-42 months	2	1.8%
43-48 months	2	1.8%
49-54 months	2	1.8%
55-60 months	0	
61-66 months	0	
67-72 months	0	
Over 72 months	1	0.9%
<b>Total</b>	<b>113</b>	<b>100.0%</b>





# Snyder County

2023 Population estimate: 39,717  
 Class of County: 7th  
 No. of Common Pleas Court Judgeships: 2  
 (Snyder and Union combined)



## 2023 Civil - Docketed Cases Listed by Case Type

### TORT 16 5.8%

*(does not include mass tort)*

Intentional	0
Malicious Prosecution	0
Motor Vehicle	11
Nuisance	0
Premise Liability	1
Product Liability	0
Slander/Libel/Defamation	0
Other	4

### MASS TORT 0

Asbestos	0
Tobacco	0
Toxic Tort - DES	0
Toxic Tort - Implant	0
Toxic Waste	0
Other	0

### PROFESSIONAL LIABILITY 0

Dental	0
Legal	0
Medical Malpractice	0
Other	0

### CONTRACT 104 37.8%

*(does not include judgments)*

Buyer Plaintiff	0
Debt Collection: Credit Card	58
Debt Collection: Other	40
Employment Dispute: Discrimination	0
Employment Dispute: Other	3
Other	3

#### Of the Docketed Cases:

Pro Se Filings: 86 31.3%      Class Action Suits: 0      MDJ Appeals: 12 4.4%

\*Civil Other

### REAL PROPERTY 45 16.4%

Ejectment*	5
Eminent Domain/Condemnation*	0
Ground Rent	0
Landlord/Tenant Dispute	2
Mortgage Foreclosure:	
Residential*	32
Commercial*	1
Partition of Real Property*	1
Quiet Title*	2
Other*	2

### CIVIL APPEALS 21 7.6%

*- Administrative Agencies*

Board of Assessment*	9
Board of Elections*	0
Dept. of Transportation*	11
Zoning Board*	0
Statutory Appeal - Other*	1
Other*	0

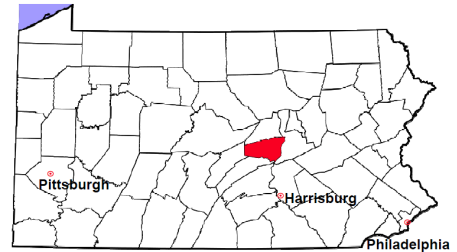
### MISCELLANEOUS 89 32.4%

Common Law/	
Statutory Arbitration*	17
Declaratory Judgment*	0
Mandamus*	2
Non-Domestic Relations	
Restraining Order*	1
Quo Warranto*	0
Replevin*	4
Other*	65

### TOTAL DOCKETED CASES: 275 100.0%

# Snyder County

2023 Population estimate: 39,717  
 Class of County: 7th  
 No. of Common Pleas Court Judgeships: 2  
 (Snyder and Union combined)

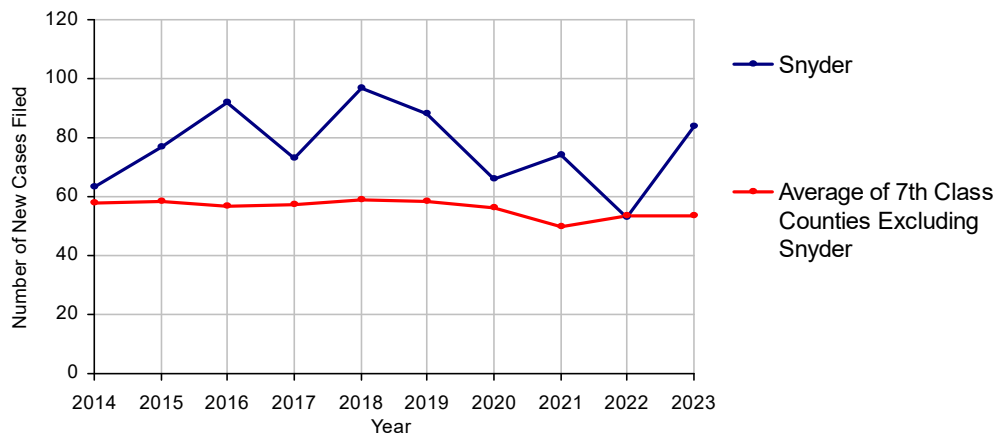


## 2023 Protection From Abuse

**No. of  
Petitions**

Cases Pending 1/1/2023	6
New Cases Filed in 2023	84
<i>Of these, Petitions Requesting Temporary Orders: 82 (97.6%)</i>	
<i>Temporary Orders DENIED: 17 (20.7%), Temporary Orders GRANTED: 65 (79.3%)</i>	
<b>Cases Available for Processing</b>	<b>90</b>
Processed By:	
Temporary Order DENIED After Ex Parte Hearing and No Evidentiary Hearing Scheduled	8 9.3%
Temporary Order DISMISSED After Evidentiary Hearing and No Final Order Entered	3 3.5%
Final Order DENIED After Evidentiary Hearing Before a Judge or a Judicial Officer	6 7.0%
Final Order GRANTED After Evidentiary Hearing Before a Judge or a Judicial Officer	19 22.1%
Plaintiff Did Not Appear For Evidentiary Hearing	3 3.5%
Final Order by STIPULATION OR AGREEMENT Between the Parties	16 18.6%
Petition WITHDRAWN by Plaintiff	27 31.4%
TRANSFERRED to Another Jurisdiction	1 1.2%
Other	3 3.5%
<b>Cases Processed</b>	<b>86 100.0%</b>
<b>Cases Pending 12/31/2023</b>	<b>4</b>

PFA New Cases Filed, 2014-2023

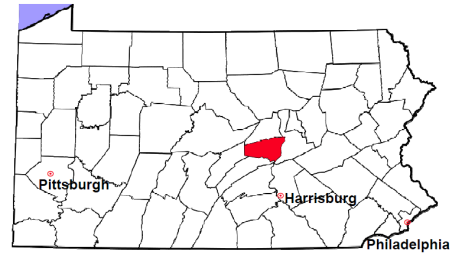


# Snyder County

2023 Population estimate: 39,717

Class of County: 7th

No. of Common Pleas Court Judgeships: 2  
(Snyder and Union combined)



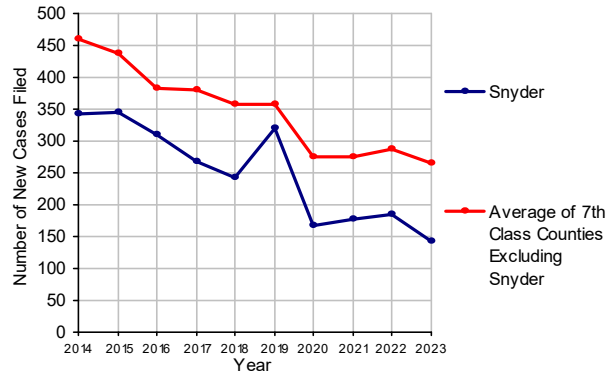
2023 Spousal & Child Support	No. of Petitions
Cases Pending 1/1/2023	53
New Cases Filed in 2023	143
Dockets Transferred In (+)	4
Dockets Transferred Out (-)	10
<b>Cases Available for Processing</b>	<b>190</b>
Processed By:	
Judge	26 15.8%
Intake Officer	139 84.2%
Hearing Officer	0
Other	0
<b>Cases Processed</b>	<b>165 100.0%</b>
<b>Cases Pending 12/31/2023</b>	<b>25</b>

Data provided by PACSES

2023 Paternity	No. of Cases
<b>Acknowledgements Filed:</b>	
Non-Domestic Relations Section	16 88.9%
During Conference	2 11.1%
Non-Stipulated (post genetic test)	0
Pre-Trial Conference	0
<b>Total</b>	<b>18 100.0%</b>
<b>Established:</b>	
Stipulated by Genetic Tests	7 87.5%
Default - Father Failed to Appear	0
Adjudication by Court Proceeding	0
Out of State	1 12.5%
<b>Total</b>	<b>8 100.0%</b>
<b>Cases Pending 12/31/2023</b>	<b>0</b>

Data provided by PACSES

Spousal & Child Support New Cases, 2014-2023



## DEFINITIONS:

### ACKNOWLEDGEMENTS FILED:

**NON-DOMESTIC RELATIONS SECTION:** The voluntary Acknowledgement of Paternity by the alleged father.  
**DURING CONFERENCE:** The alleged father signed the Acknowledgement of Paternity-Waiver of Trial (PE-010) at the initial child support conference.  
**NON-STIPULATED (POST GENETIC TEST):** The alleged father signed the Acknowledgement of Paternity-Waiver of Trial after genetic tests were conducted and resulted in the alleged father being determined to be the biological father.  
**PRE-TRIAL CONFERENCE:** The alleged father signed the Acknowledgement of Paternity-Waiver of Trial at the pre-trial conference.

### ESTABLISHED:

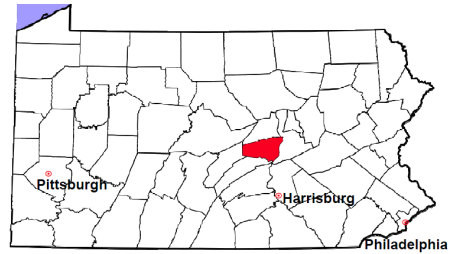
**STIPULATED BY GENETIC TESTS:** The alleged father requested genetic tests and signed a stipulation that if the test results had a 99% or higher probability of paternity then the alleged father would be stipulated as the biological father of the child.  
**DEFAULT - FATHER FAILED TO APPEAR:** The alleged father failed to appear after being served for either a support conference, hearing, or genetic test and a default paternity order was entered by the court.  
**ADJUDICATION BY COURT PROCEEDING:** The alleged father was determined to be the biological father of the child through a court proceeding.  
**OUT OF STATE:** Paternity was established in another state, "Out of state only".

# Snyder County

2023 Population Estimate: 39,717

Class of County: 7th

No. of Common Pleas Court Judgeships: 2  
(Snyder and Union combined)



## 2023 Custody/Partial Custody/Visitation

No. of  
Petitions

Cases Pending 1/1/2023

48

New Cases Filed in 2023

83

**Cases Available for Processing**

**131**

Processed By:

Judge

38

44.2%

Non-Judicial Officer

39

45.3%

Administrative Review/Purge

0

Other

9

10.5%

**Cases Processed**

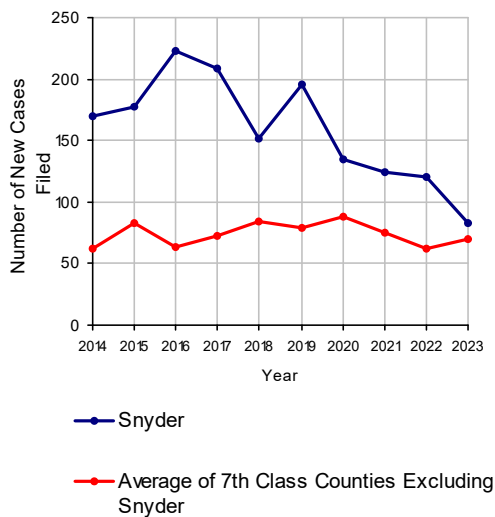
**86**

**100.0%**

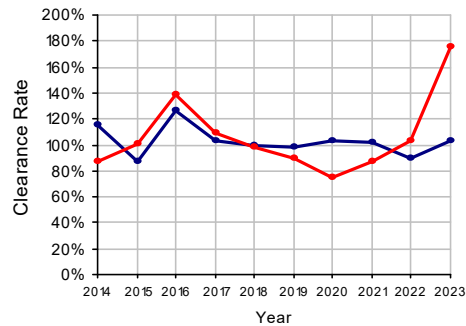
**Cases Pending 12/31/2023**

**45**

Custody/Partial Custody/Visitation New Cases Filed, 2014-2023

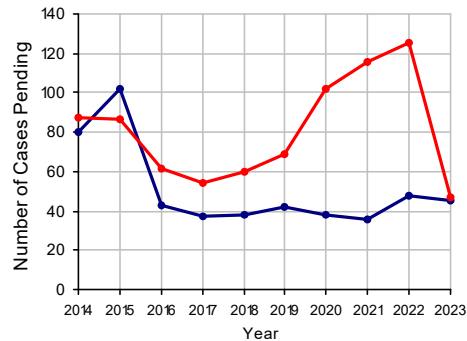


Clearance Rate, 2014-2023



Note: Clearance Rate = Cases Processed / New Cases Filed

Cases Pending at the End of Year, 2014-2023

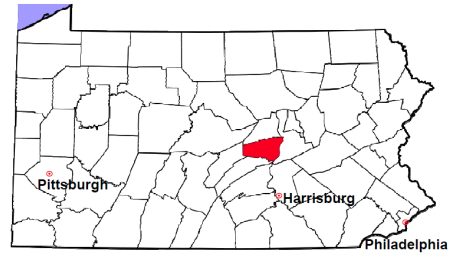


# Snyder County

2023 Population estimate: 39,717

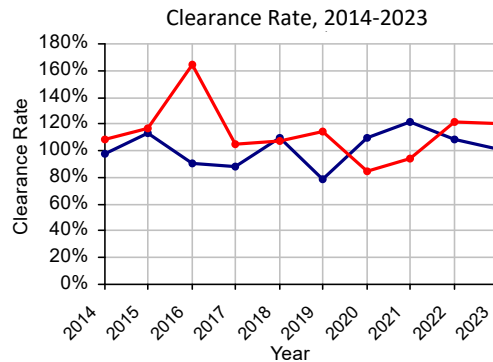
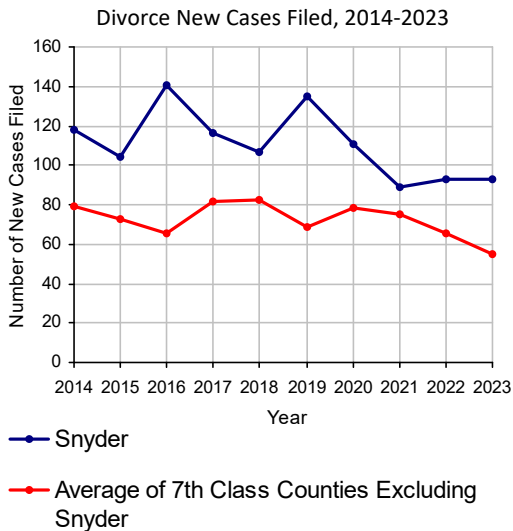
Class of County: 7th

No. of Common Pleas Court Judgeships: 2  
(Snyder and Union combined)

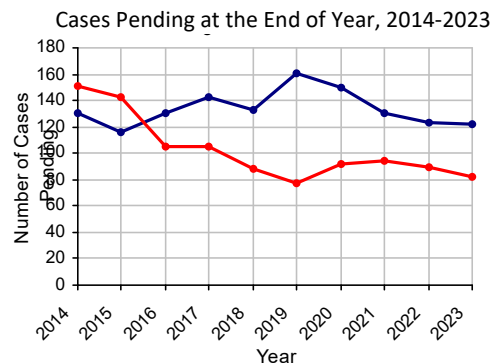


## 2023 Divorce

	No. of Petitions	
Cases Pending 1/1/2023	123	
New Cases Filed in 2023	93	
<b>Cases Available for Processing</b>	<b>216</b>	
Processed By:		
Contested Before a Judge	0	
Contested Before a Non-Judicial Officer	13	13.8%
Uncontested	69	73.4%
Administrative Review/Purge	9	9.6%
Other	3	3.2%
<b>Cases Processed</b>	<b>94</b>	<b>100.0%</b>
<b>Cases Pending 12/31/2023</b>	<b>122</b>	

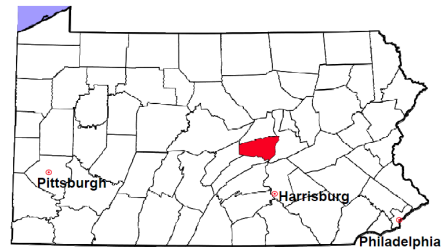


Note: Clearance Rate = Cases Processed / New Cases Filed



# Snyder County

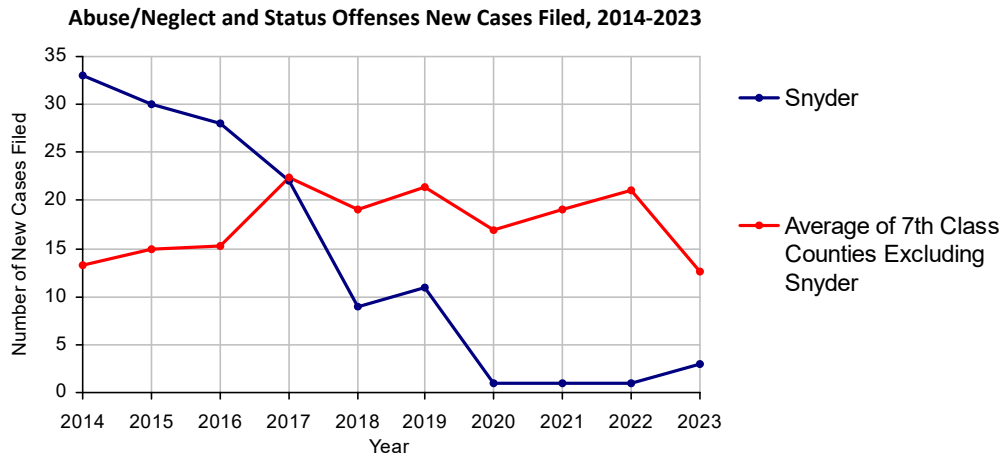
2023 Population estimate: 39,717  
 Class of County: 7th  
 No. of Common Pleas Court Judgeships: 2  
 (Snyder and Union combined)



## 2023 Juvenile Dependency - Petitions Pending Adjudication

	Abuse/ Neglect	Status Offenses	Total
Cases Pending 1/1/2023	0	0	0
New Petitions Filed in 2023	3	0	3
Other	0	0	0
<b>Total Petitions Available for Processing</b>	<b>3</b>	<b>0</b>	<b>3</b>
Processed by:			
Adjudicated Dependent			
Judge	3	0	3
Juvenile Court Hearing Officer	0	0	0
Adjudicated NOT Dependent			
Judge	0	0	0
Juvenile Court Hearing Officer	0	0	0
Withdrawn/Dismissed/Inactive	0	0	0
Other	0	0	0
<b>Total Petitions Processed</b>	<b>3</b>	<b>0</b>	<b>3</b>
<b>Cases Pending 12/31/2023</b>	<b>0</b>	<b>0</b>	<b>0</b>

Data provided by CPCMS

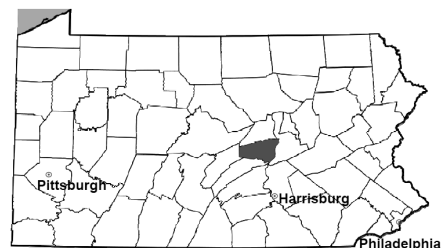


# Snyder County

2023 Population estimate: 39,717

Class of County: 7th

No. of Common Pleas Court Judgeships: 2  
(Snyder and Union combined)



## 2023 Juvenile Dependency - Adjudicated Dependent Inventory

	Abuse/ Neglect	Status Offenses	Total			
Cases Pending 1/1/2023	0	0	0			
New Adjudicated Dependent Cases	3	0	3			
Other	2	0	2			
<b>Total Adjudicated Dependent Cases</b>	<b>5</b>	<b>0</b>	<b>5</b>			
<b><u>Court Supervision Terminated:</u></b>						
Family Reunification	2	66.7%	0	2	66.7%	
Adoption	0		0	0		
Placement with a Relative/Guardian	1	33.3%	0	1	33.3%	
Aged Out	0		0	0		
Other Permanency Outcomes*	0		0	0		
Other**	0		0	0		
<b>Total Adjudicated Dependent Cases Terminated</b>	<b>3</b>	<b>100.0%</b>	<b>0</b>	<b>100.0%</b>	<b>3</b>	<b>100.0%</b>
<b>Cases Pending 12/31/2023</b>	<b>2</b>		<b>0</b>	<b>2</b>		

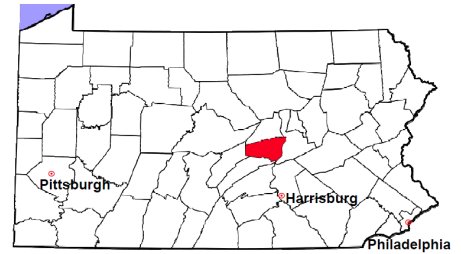
Data provided by CPCMS

\* Other Permanency Outcomes include: adjudicated delinquent, death due to natural causes, emancipation, permanent living arrangement, and parent has come forward.

\*\* Other includes cases where court supervision is terminated due to transfer out of jurisdiction, withdrawal and administrative closure.

# Snyder County

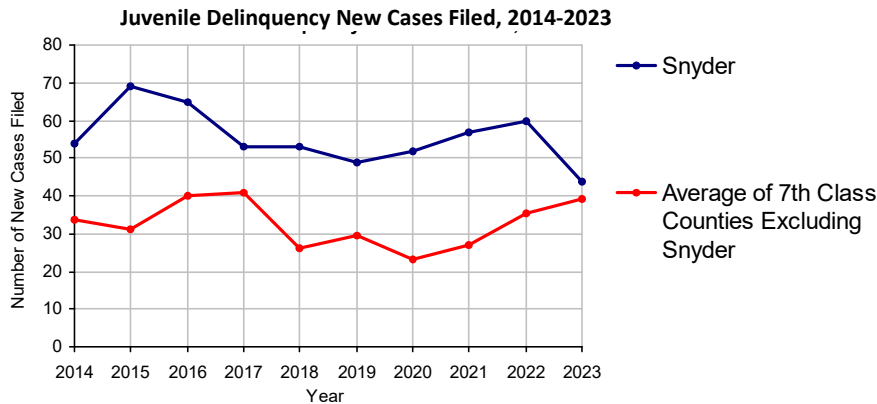
2023 Population estimate: 39,717  
 Class of County: 7th  
 No. of Common Pleas Court Judgeships: 2  
 (Snyder and Union combined)



## 2023 Juvenile Delinquency - Cases Pending Disposition

<b>Begin Pending</b>	<b>29</b>
New Cases	44
Consent Decree Revoked	0
Informal Adjustment Program Revoked	0
Alternative Program Revoked	0
Warrant Returned	0
Other	6
<b>Total Cases Available for Disposition</b>	<b>79</b>
<b>Warrant Issued</b>	<b>0</b>
<b>Disposed by:</b>	
Adjudicated Delinquent by a Judge	8
Adjudicated Delinquent by a Juvenile Court Hearing Officer	0
Consent Decree Entered	5
Informal Adjustment Program Entered	17
Warned and Counseled (Pre-Petition)	0
Dismissed/Withdrawn/Transferred	22
Transferred to Criminal Court	0
Other	8
<b>Total Cases Disposed</b>	<b>60</b>
<b>End Pending</b>	<b>19</b>

Data provided by CPCMS





# Snyder County

2023 Population: 39,717  
 Class of County: 7th  
 No. of Common Pleas Judgeships: 2  
 (Snyder and Union combined)

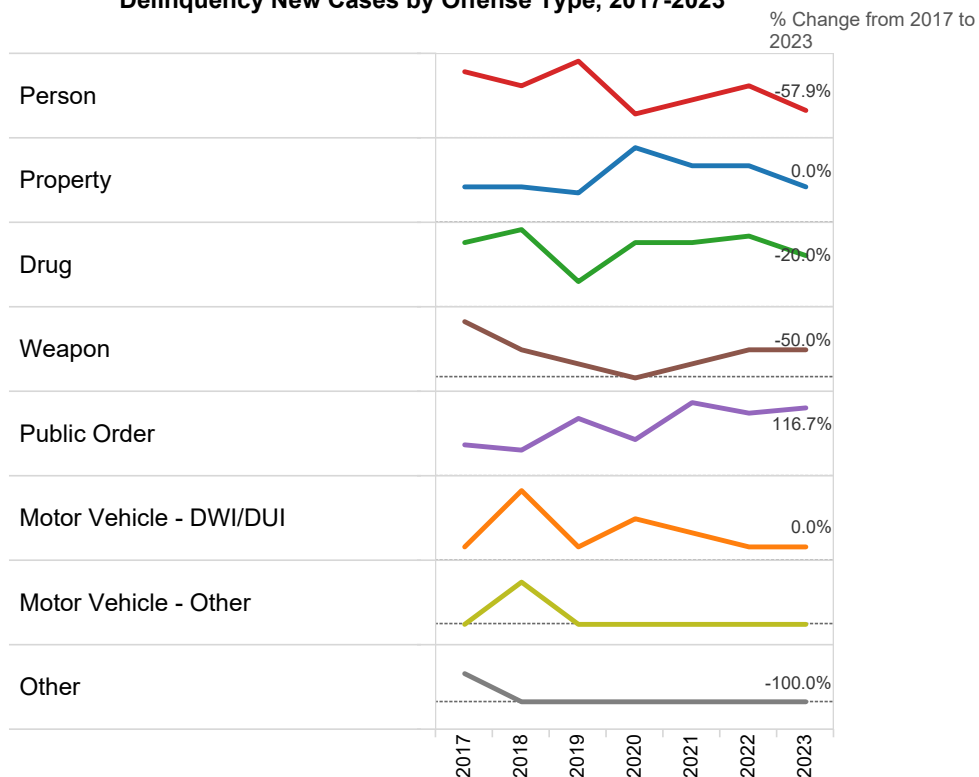


## 2023 Delinquency - New Cases by Offense Type

Case Type	Felony	Misdemeanor	Summary	Total	
Person	1	7	0	8	18.2%
Property	8	4	0	12	27.3%
Drug	3	5	0	8	18.2%
Weapon	0	2	0	2	4.5%
Public Order	0	9	4	13	29.5%
Motor Vehicle - DWI/DUI	0	1	0	1	2.3%
Motor Vehicle - Other	0	0	0	0	0.0%
Other	0	0	0	0	0.0%
<b>Total</b>	<b>12</b>	<b>28</b>	<b>4</b>	<b>44</b>	<b>100.0%</b>
	<b>27.3%</b>	<b>63.6%</b>	<b>9.1%</b>	<b>100.0%</b>	

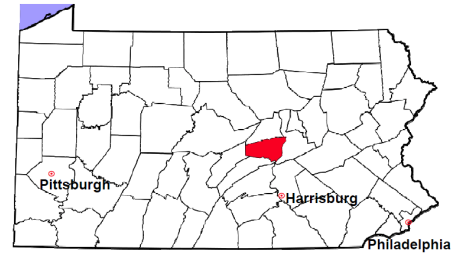
Data provided by CPCMS

### Delinquency New Cases by Offense Type, 2017-2023



# Snyder County

2023 Population estimate: 39,717  
Class of County: 7th  
No. of Common Pleas Court Judgeships: 2  
(Snyder and Union combined)



---

## 2023 Juvenile Delinquency - Formal Dispositions

---

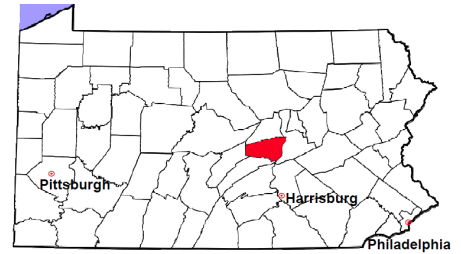
<b>Begin Pending</b>	<b>25</b>
Adjudicated Delinquent by a Judge	8
Adjudicated Delinquent by a Juvenile Court Hearing Officer	0
Warrant Returned	0
Other	0
<b>Total Adjudicated Delinquent Cases</b>	<b>33</b>
<b>Warrant Issued</b>	<b>0</b>
<b>Court Supervision Terminated:</b>	
Conditions Satisfied	3
Compelling Reasons	0
Reached Age 21	0
Transferred to Another Juvenile Court	0
Other	5
<b>Total Adjudicated Delinquent Cases Terminated</b>	<b>8</b>
<b>End Pending</b>	<b>25</b>

---

(R) - Revised  
Data provided by CPCMS

# Snyder County

2023 Population estimate: 39,717  
 Class of County: 7th  
 No. of Common Pleas Court Judgeships: 2  
 (Snyder and Union combined)

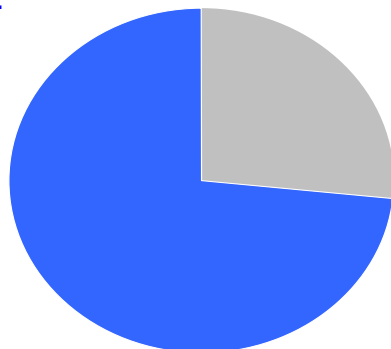


## 2023 Juvenile Delinquency - Informal Dispositions

<b>Pending Consent Decrees</b>	<b>3</b>
<b>Pending Informal Adjustments</b>	<b>1</b>
New Consent Decrees	5
<b>New Informal Adjustments</b>	<b>17</b>
Warrant Returned	0
<b>Other</b>	<b>1</b>
<b>Cases Informally Disposed</b>	<b>27</b>
<b>Warrant Issued</b>	<b>0</b>
<b>Terminated by:</b>	
Consent Decree Completed	6
<b>Informal Adjustment Completed</b>	<b>16</b>
Consent Decree Revoked	0
Informal Adjustment Program Revoked	0
<b>Other</b>	<b>1</b>
<b>Total Informally Disposed Cases Terminated</b>	<b>23</b>
<b>End Pending</b>	<b>4</b>

(R) - Revised  
 Data provided by CPCMS

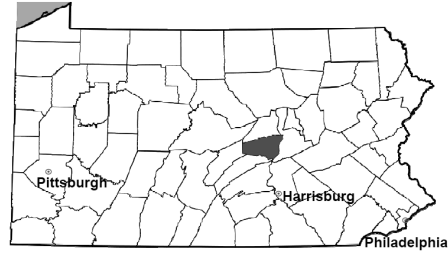
Informal Dispositions: **73%**



Delinquency Cases are disposed either formally, at a proceeding held before a judge or hearing officer, or informally without a proceeding. Informal dispositions include informal adjustments supervised by a juvenile probation officer; consent decrees agreed upon with the District Attorney after a petition is filed; or other pre-petition process by the juvenile probation department.

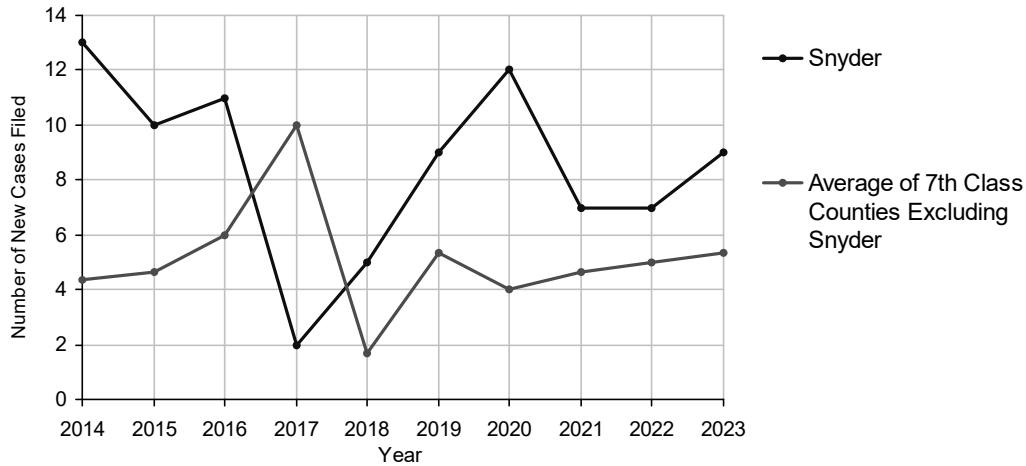
# Snyder County

2023 Population estimate: 39,717  
 Class of County: 7th  
 No. of Common Pleas Court Judgeships: 2  
 (Snyder and Union combined)



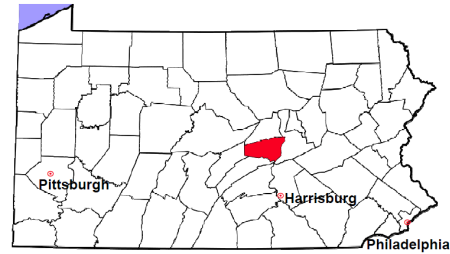
<b>2023 Accounts</b>	<b>No. of Cases</b>
Cases Pending 1/1/2023	2
New Cases Filed in 2023	9
<b>Cases Available for Processing</b>	<b>11</b>
Processed By:	
Contested before a Judge	0
Contested before a Non-Judicial Officer	0
Uncontested	5 100.0%
Other	0
<b>Cases Processed</b>	<b>5 100.0%</b>
<b>Cases Pending 12/31/2023</b>	<b>6</b>

Accounts New Cases Filed, 2014-2023



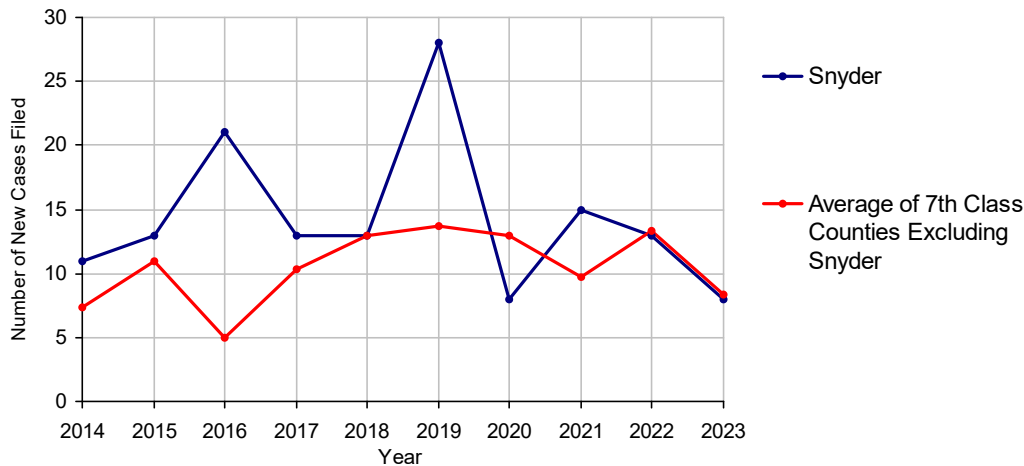
# Snyder County

2023 Population estimate: 39,717  
 Class of County: 7th  
 No. of Common Pleas Court Judgeships: 2  
 (Snyder and Union combined)



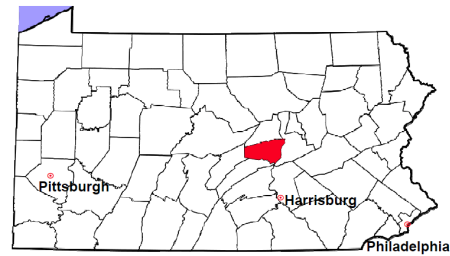
<b>2023 Adoptions</b>		<b>No. of Cases</b>	
Cases Pending 1/1/2023		2	
New Cases Filed in 2023		8	
<b>Cases Available for Processing</b>		<b>10</b>	
Processed By:			
Contested before a Judge	Granted	0	
	Denied	0	
Uncontested	Granted	5	100.0%
	Denied	0	
Other		0	
<b>Cases Processed</b>		<b>5</b>	<b>100.0%</b>
<b>Cases Pending 12/31/2023</b>		<b>5</b>	

Adoptions New Cases Filed, 2014-2023

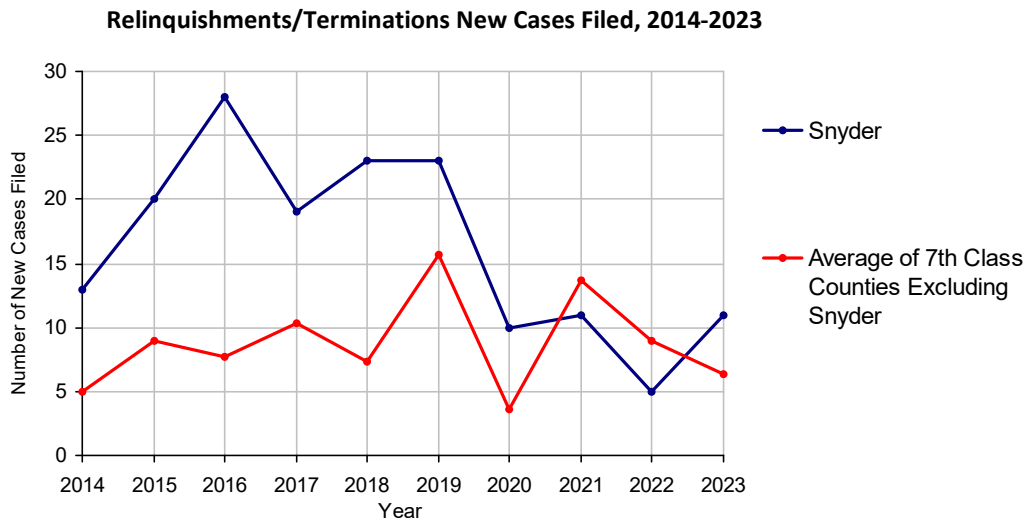


# Snyder County

2023 Population estimate: 39,717  
 Class of County: 7th  
 No. of Common Pleas Court Judgeships: 2  
 (Snyder and Union combined)

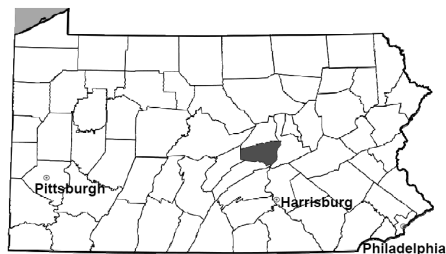


<b>2023 Relinquishments/Terminations</b>	<b>No. of Cases</b>
Cases Pending 1/1/2023	4
New Cases Filed in 2023	11
<b>Cases Available for Processing</b>	<b>15</b>
Processed By:	
Contested before a Judge	1    12.5%
Uncontested	4    50.0%
Other	3    37.5%
<b>Cases Processed</b>	<b>8    100.0%</b>
<b>Cases Pending 12/31/2023</b>	<b>7</b>



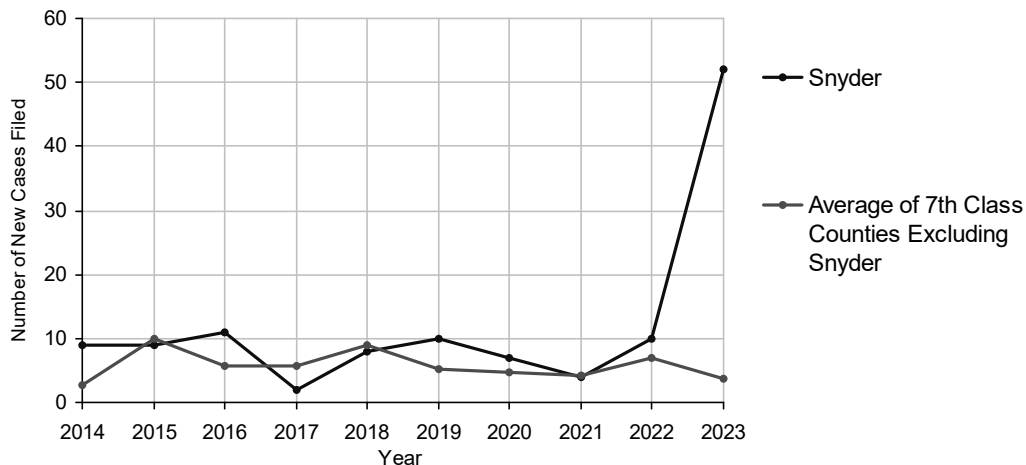
# Snyder County

2023 Population estimate: 39,717  
 Class of County: 7th  
 No. of Common Pleas Court Judgeships: 2  
 (Snyder and Union combined)



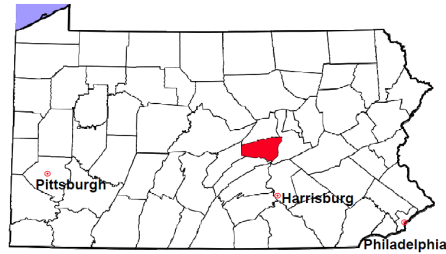
<b>2023 Appointment of Guardians</b>	<b>No. of Cases</b>	
Cases Pending 1/1/2023	2	
New Cases Filed in 2023	52	
<b>Cases Available for Processing</b>	<b>54</b>	
Processed By:		
Contested before a Judge	0	
Uncontested	47	92.2%
Other	4	7.8%
<b>Cases Processed</b>	<b>51</b>	<b>100.0%</b>
<b>Cases Pending 12/31/2023</b>	<b>3</b>	

**Appointment of Guardians New Cases Filed, 2014-2023**



# Snyder County

2023 Population estimate: 39,717  
 Class of County: 7th  
 No. of Common Pleas Court Judgeships: 2  
 (Snyder and Union combined)



## 2023 Jury Yield and Utilization

### Jury Yield

Qualification Questionnaires/Summonses Mailed:	919	A		
Returned Undeliverable:	59	B	6.4%	Of Qualification Questionnaires/ Summonses Mailed
Not Responded to:	94	C	10.2%	
the Number of Prospective Jurors:				
Disqualified:	73	D	7.9%	
Exempted:	9	E	1.0%	
Excused:	193	F	21.0%	
Deferred to New Term:	107	G	11.6%	
Deferred from Previous Term:	147	H	16.0%	
<b>Total Number of Qualified Jurors Available for Service:</b>	<b>531</b>	<b>I</b>	<b>57.8%</b>	

$I = A - B - C - D - E - F - G + H$

### Jury Utilization

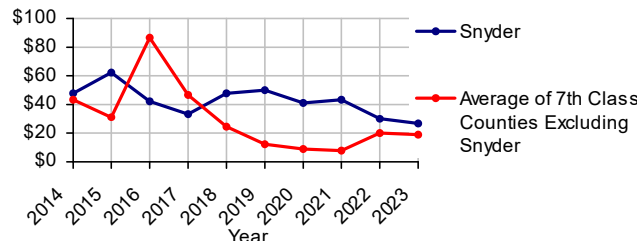
the Number of Jurors:				
Reporting for Service:	362		68.2%	Of Jurors Qualified and Available
Told Not to Report for Service:	353		66.5%	
Sent to Courtroom for Jury Selection (Voir Dire):	444		122.7%	Of Jurors Reporting for Service
Impaneled or Sworn (jurors/alternates):	175		48.3%	
Removed for Cause/Hardship:	45			
Removed by Peremptory Challenge:	200			
Number of Jury Trials Started:	13			
Pool Days:	4			
Zero Panel Days	0		0%	(Of Pool Days)

### Jury Costs

Total Annual Budget for Juror Operations:	\$24,295.00	J
Average Cost Per Juror:	\$26.44	K

$K = J/A$

Average Cost Per Juror, 2014-2023






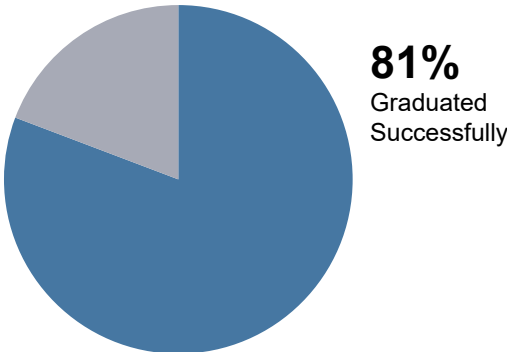
# Snyder/Union County

## 2023 Problem Solving Courts

26 Discharges

20 Admissions

Of All Court Participants Discharged:



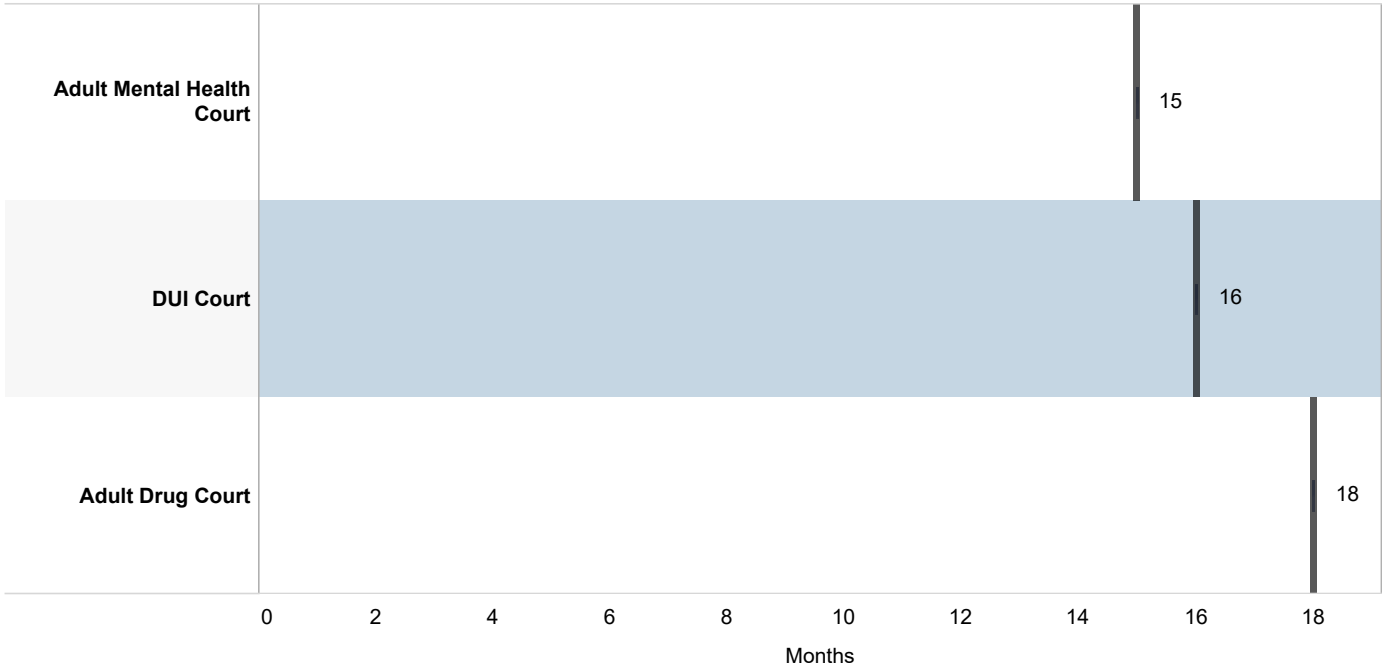
### Discharge Reason

	Successfully Completed	Unsuccessful /Non-Compliant	Other	Total Discharges
Adult Drug Court	11 (68.8%)	4 (25.0%)	1 (6.3%)	16 (100.0%)
DUI Court	7 (100.0%)			7 (100.0%)
Adult Mental Health Court	3 (100.0%)			3 (100.0%)

# Snyder/Union County

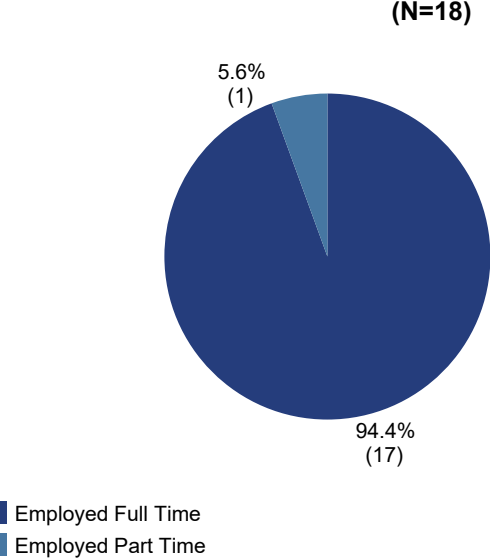

## 2023 Problem Solving Courts

Median Months from Admission to Discharge



Among successful graduates, there was a 64% increase in employment.

94% of the employed successful graduates were employed full time:



31% (8) of all participants have improved in **education level** at discharge.



DEPARTMENT OF RESEARCH & STATISTICS

KIM NIEVES, PH.D.

DIRECTOR

ANDREW GINDER, MPA

ASSISTANT DIRECTOR

YAN LIU, M.S.

SENIOR STATISTICAL ANALYST

SASANKA ADIKARI, PH.D

DATA SCIENTIST

AMANDA PEREIRA

RESEARCH ASSISTANT