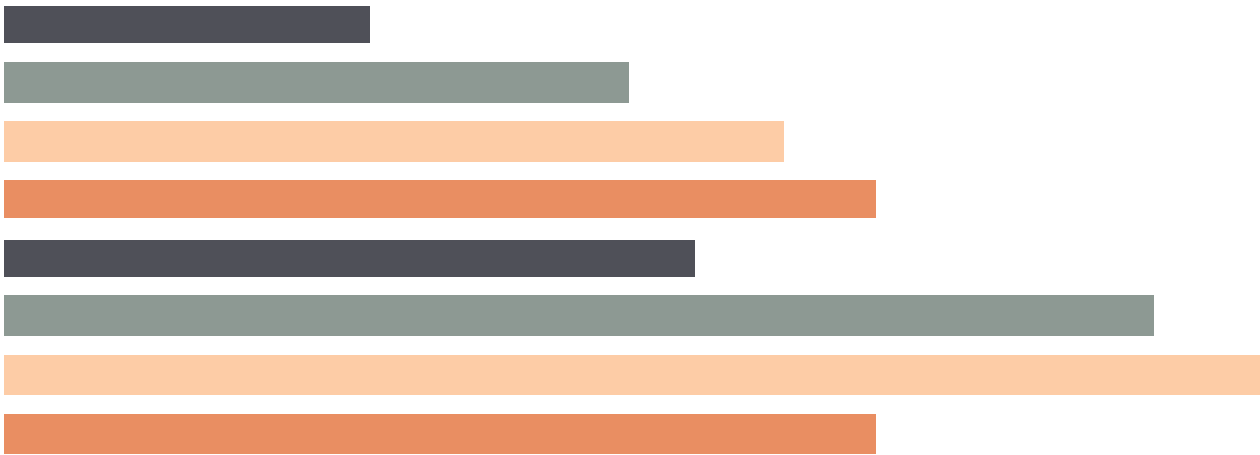
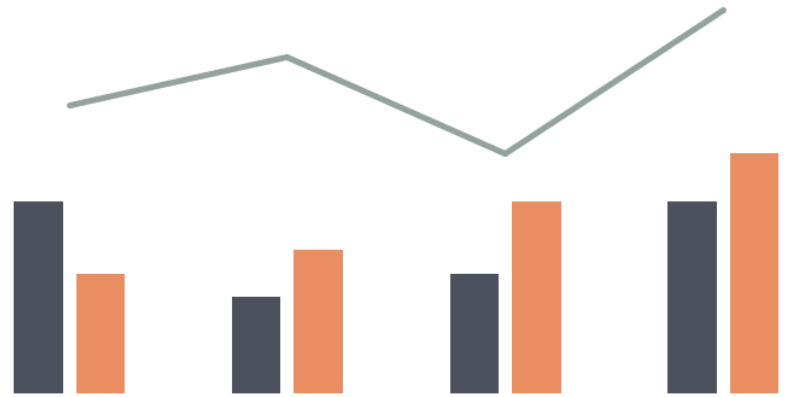


# 2023 Potter County

Court of Common Pleas  
Caseload Statistics for






We are pleased to provide you with a copy of the 2023 County Caseload Display pages. They can also be viewed on the AOPC webpage at [www.pacourts.us](http://www.pacourts.us) in the *News & Statistics* section under *Research & Statistics*.

Should you have any questions or comments, please do not hesitate to contact me at 717.231.3300 .

Sincerely,

A handwritten signature in black ink, appearing to read 'Sasanka', is written over a horizontal line. The signature is fluid and cursive.

Sasanka Adikari, Ph.D.  
Data Scientist  
Department of Research and Statistics



# Table of Contents

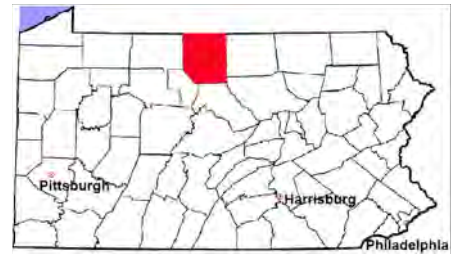
CPCMS Criminal .....	Page 1
CPCMS Criminal - New Cases by Case Type.....	Page 2
Civil.....	Page 3
Civil - Docketed Cases Listed by Case Type.....	Page 4
Protection From Abuse .....	Page 5
Spousal & Child Support and Paternity .....	Page 6
Custody/Partial Custody/Visitation.....	Page 7
Divorce .....	Page 8
Juvenile Dependency - Active Dependent Inventory .....	Page 9
Juvenile Dependency - Adjudicated Dependent Inventory .....	Page 10
Juvenile Delinquency - Cases Pending Disposition.....	Page 11
Juvenile Delinquency - New Cases by Case Type .....	Page 12
Juvenile Delinquency - Formal Dispositions .....	Page 13
Juvenile Delinquency - Informal Dispositions .....	Page 14
Accounts.....	Page 15
Adoptions.....	Page 16
Relinquishments/Terminations .....	Page 17
Appointment of Guardians .....	Page 18
Jury Yield and Utilization .....	Page 19
Problem Solving Courts.....	Pages 20-21

# Potter County

2023 Population estimate: 15,999

Class of County: 8th

No. of Common Pleas Court Judgeships: 1

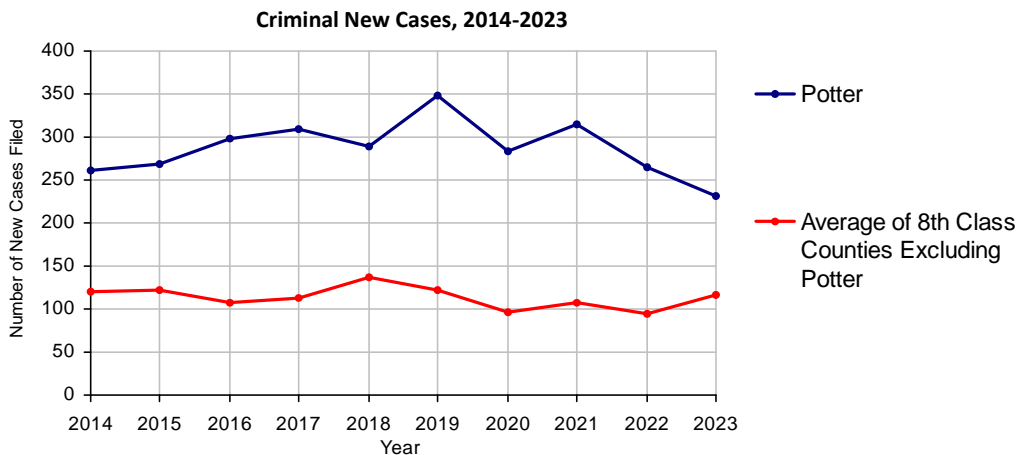


2023 Criminal	No. of Cases
Cases Pending 1/1/2023	142
New Cases Filed in 2023	231
Reopened Cases	13
<b>Cases Available for Processing</b>	<b>386</b>
<b>Processed by:</b>	
Withdrawn/Dismissed	8 3.4%
Diversionsary Disposition*	54 22.8%
Guilty Plea	152 64.1%
Non-Jury Trial	2 0.8%
Jury Trial	12 5.1%
Inactive	8 3.4%
Other	1 0.4%
<b>Total Cases Processed</b>	<b>237 100.0%</b>
<b>Cases Pending 12/31/2023</b>	<b>149</b>
Cases Awaiting Sentencing	25

Age of Pending Cases as of 12/31/2023		
0-60 Days	58	38.9%
61-120 Days	25	16.8%
121-180 Days	9	6.0%
181-240 Days	11	7.4%
241-300 Days	10	6.7%
301-360 Days	5	3.4%
Over 360 Days	31	20.8%
<b>Total</b>	<b>149</b>	<b>100.0%</b>

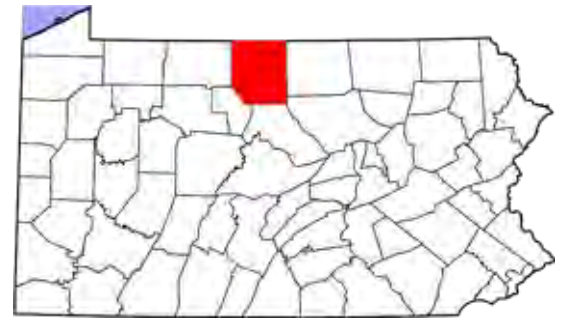
Data provided by CPCMS

\* Includes other diversionary programs such as Veterans Court.



# Potter County

2023 Population: 15,999  
 Class of County: 8th  
 No. of Common Pleas Judgeships: 1

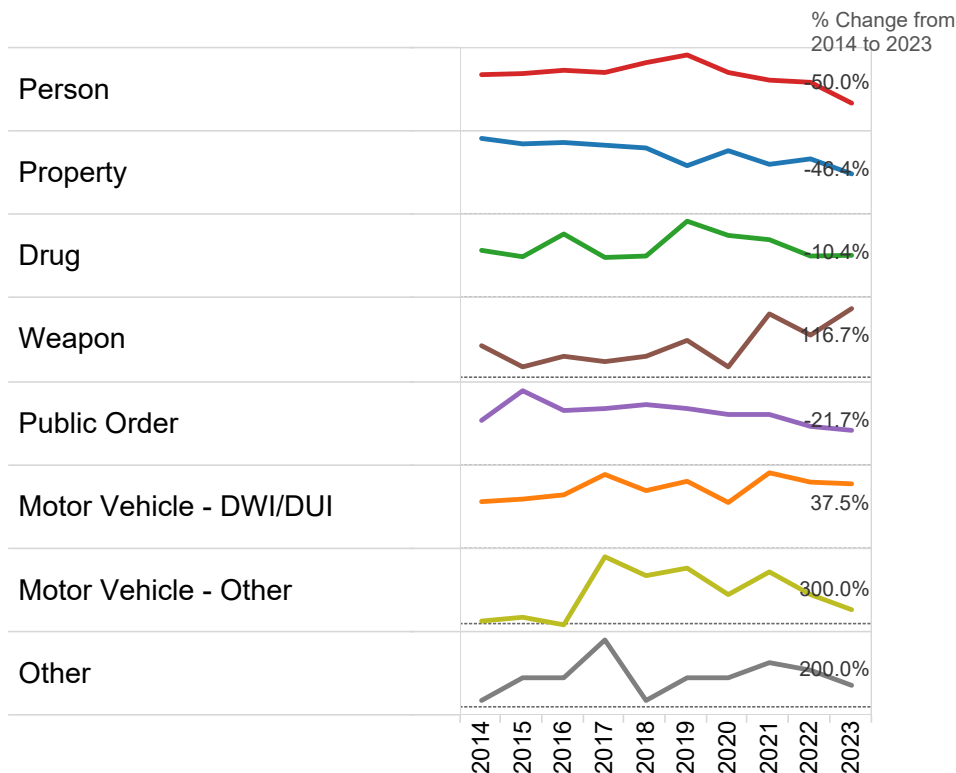


## 2023 Criminal - New Cases by Offense Type

Case Type	Felony	Misdemeanor	Summary	Total	
Person	15	11	0	26	11.3%
Property	17	13	0	30	13.0%
Drug	4	56	0	60	26.0%
Weapon	5	8	0	13	5.6%
Public Order	4	14	0	18	7.8%
Motor Vehicle - DWI/DUI	4	73	0	77	33.3%
Motor Vehicle - Other	0	0	4	4	1.7%
Other	3	0	0	3	1.3%
<b>Total</b>	<b>52</b>	<b>175</b>	<b>4</b>	<b>231</b>	<b>100.0%</b>
	<b>22.5%</b>	<b>75.8%</b>	<b>1.7%</b>	<b>100.0%</b>	

Data provided by CPCMS

### Criminal New Cases by Offense Type, 2014-2023

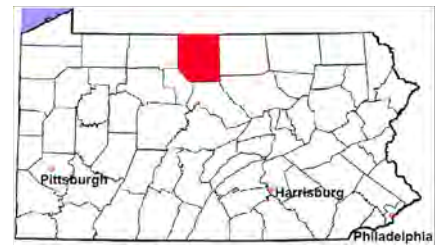


# Potter County

2023 Population estimate: 15,999

Class of County: 8th

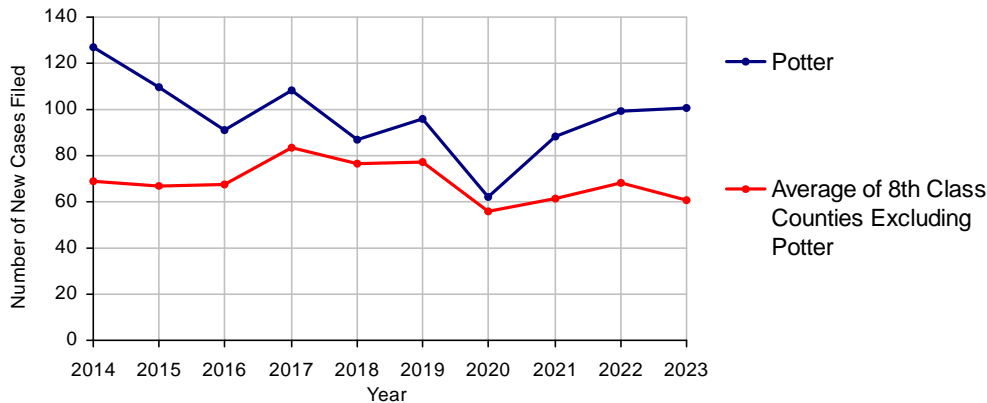
No. of Common Pleas Court Judgeships: 1



2023 Civil	Civil Action	Other	Total
Cases Pending 1/1/2023	123	69	192
Docketed Cases	55	46	101
Arbitration Appeals	0	0	0
Transferred In	0	0	0
Returned to Active	1	1	2
<b>Cases Available for Processing</b>	<b>179</b>	<b>116</b>	<b>295</b>
Processed By:			
Default Judgments	82	25	107
Cases Decided by Arbitration Board	0	1	1
Dispositive Motions	0	0	0
Settlements	9	10	19
Moved to Inactive Status	0	0	0
Transferred/Withdrawn	0	2	2
Dismissed/Discontinued	16	16	32
Administrative Purge	0	0	0
Other	2	16	18
Jury Trial	0	0	0
Non-Jury Trial	0	1	1
<b>Total Cases Processed</b>	<b>109</b>	<b>71</b>	<b>180</b>
<b>Cases Pending 12/31/2023</b>	<b>70</b>	<b>45</b>	<b>115</b>

Age of Pending Cases as of 12/31/2023 (Civil Action Only)		
0-6 months	24	34.3%
7-12 months	12	17.1%
13-18 months	15	21.4%
19-24 months	12	17.1%
25-30 months	3	4.3%
31-36 months	2	2.9%
37-42 months	0	
43-48 months	0	
49-54 months	0	
55-60 months	0	
61-66 months	0	
67-72 months	0	
Over 72 months	2	2.9%
<b>Total</b>	<b>70</b>	<b>100.0%</b>

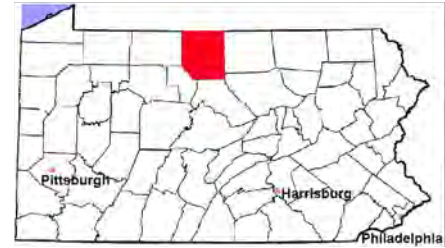
Docketed Cases, 2014-2023





# Potter County

2023 Population estimate: 15,999  
 Class of County: 8th  
 No. of Common Pleas Court Judgeships: 1



## 2023 Civil - Docketed Cases Listed by Case Type

<b>TORT</b>	<b>5</b>	<b>5.0%</b>	<b>REAL PROPERTY</b>	<b>26</b>	<b>25.7%</b>
<i>(does not include mass tort)</i>			Ejectment*	2	
Intentional	1		Eminent Domain/Condemnation*	0	
Malicious Prosecution	0		Ground Rent	0	
Motor Vehicle	0		Landlord/Tenant Dispute	0	
Nuisance	1		Mortgage Foreclosure:		
Premise Liability	1		Residential*	13	
Product Liability	0		Commercial*	5	
Slander/Libel/Defamation	0		Partition of Real Property*	3	
Other	2		Quiet Title*	3	
<b>MASS TORT</b>	<b>0</b>		Other*	0	
Asbestos	0		<b>CIVIL APPEALS</b>	<b>8</b>	<b>7.9%</b>
Tobacco	0		<i>- Administrative Agencies</i>		
Toxic Tort - DES	0		Board of Assessment*	1	
Toxic Tort - Implant	0		Board of Elections*	0	
Toxic Waste	0		Dept. of Transportation*	5	
Other	0		Zoning Board*	0	
<b>PROFESSIONAL LIABILITY</b>	<b>0</b>		Statutory Appeal - Other*	2	
Dental	0		Other*	0	
Legal	0		<b>MISCELLANEOUS</b>	<b>12</b>	<b>11.9%</b>
Medical Malpractice	0		Common Law/		
Other	0		Statutory Arbitration*	0	
<b>CONTRACT</b>	<b>50</b>	<b>49.5%</b>	Declaratory Judgment*	1	
<i>(does not include judgments)</i>			Mandamus*	1	
Buyer Plaintiff	1		Non-Domestic Relations		
Debt Collection: Credit Card	26		Restraining Order*	0	
Debt Collection: Other	15		Quo Warranto*	0	
Employment Dispute: Discrimination	0		Replevin*	2	
Employment Dispute: Other	0		Other*	8	
Other	8		<b>TOTAL DOCKETED CASES:</b>	<b>101</b>	<b>100.0%</b>

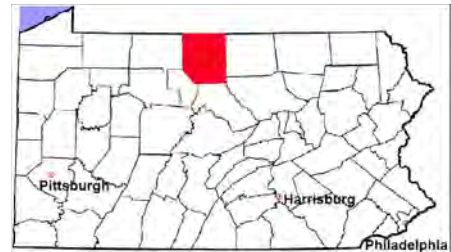
### Of the Docketed Cases:

Pro Se Filings: 0                      Class Action Suits: 0                      MDJ Appeals: 1 1.0%

\*Civil Other

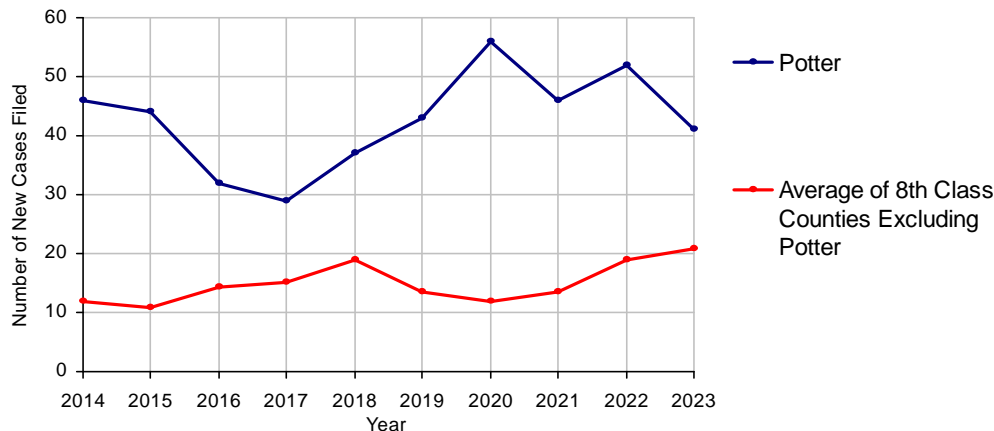
# Potter County

2023 Population estimate: 15,999  
 Class of County: 8th  
 No. of Common Pleas Court Judgeships: 1



<b>2023 Protection From Abuse</b>	<b>No. of Petitions</b>
Cases Pending 1/1/2023	2
New Cases Filed in 2023	41
<i>Of these, Petitions Requesting Temporary Orders: 41 (100.0%)</i>	
<i>Temporary Orders DENIED: 3 (7.3%), Temporary Orders GRANTED: 38 (92.7%)</i>	
<b>Cases Available for Processing</b>	<b>43</b>
Processed By:	
Temporary Order DENIED After Ex Parte Hearing and No Evidentiary Hearing Scheduled	0
Temporary Order DISMISSED After Evidentiary Hearing and No Final Order Entered	0
Final Order DENIED After Evidentiary Hearing Before a Judge or a Judicial Officer	4 11.4%
Final Order GRANTED After Evidentiary Hearing Before a Judge or a Judicial Officer	13 37.1%
Plaintiff Did Not Appear For Evidentiary Hearing	0
Final Order by STIPULATION OR AGREEMENT Between the Parties	18 51.4%
Petition WITHDRAWN by Plaintiff	0
TRANSFERRED to Another Jurisdiction	0
Other	0
<b>Cases Processed</b>	<b>35 100.0%</b>
<b>Cases Pending 12/31/2023</b>	<b>8</b>

PFA New Cases Filed, 2014-2023

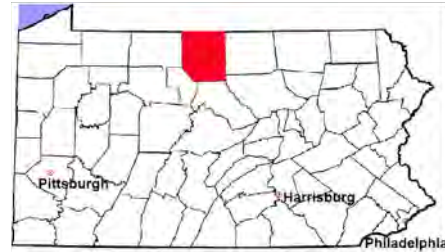


# Potter County

2023 Population estimate: 15,999

Class of County: 8th

No. of Common Pleas Court Judgeships: 1



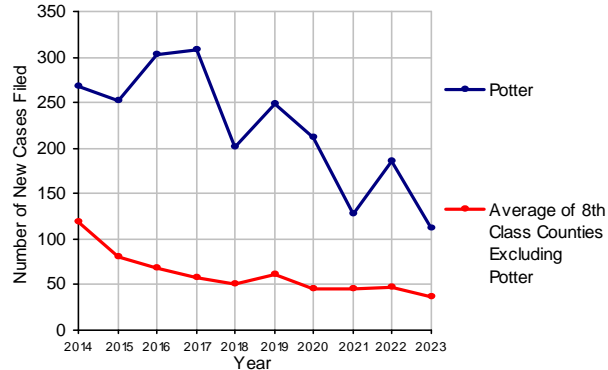
2023 Spousal & Child Support	No. of Petitions
Cases Pending 1/1/2023	109
New Cases Filed in 2023	112
Dockets Transferred In (+)	0
Dockets Transferred Out (-)	2
<b>Cases Available for Processing</b>	<b>219</b>
Processed By:	
Judge	0
Intake Officer	129 100.0%
Hearing Officer	0
Other	0
<b>Cases Processed</b>	<b>129 100.0%</b>
<b>Cases Pending 12/31/2023</b>	<b>90</b>

Data provided by PACSES

2023 Paternity	No. of Cases
<b>Acknowledgements Filed:</b>	
Non-Domestic Relations Section	13 100.0%
During Conference	0
Non-Stipulated (post genetic test)	0
Pre-Trial Conference	0
<b>Total</b>	<b>13 100.0%</b>
<b>Established:</b>	
Stipulated by Genetic Tests	2 25.0%
Default - Father Failed to Appear	3 37.5%
Adjudication by Court Proceeding	0
Out of State	3 37.5%
<b>Total</b>	<b>8 100.0%</b>
<b>Cases Pending 12/31/2023</b>	<b>4</b>

Data provided by PACSES

Spousal & Child Support New Cases, 2014-2023



## DEFINITIONS:

### ACKNOWLEDGEMENTS FILED:

**NON-DOMESTIC RELATIONS SECTION:** The voluntary Acknowledgement of Paternity by the alleged father.  
**DURING CONFERENCE:** The alleged father signed the Acknowledgement of Paternity-Waiver of Trial (PE-010) at the initial child support conference.  
**NON-STIPULATED (POST GENETIC TEST):** The alleged father signed the Acknowledgement of Paternity-Waiver of Trial after genetic tests were conducted and resulted in the alleged father being determined to be the biological father.  
**PRE-TRIAL CONFERENCE:** The alleged father signed the Acknowledgement of Paternity-Waiver of Trial at the pre-trial conference.

### ESTABLISHED:

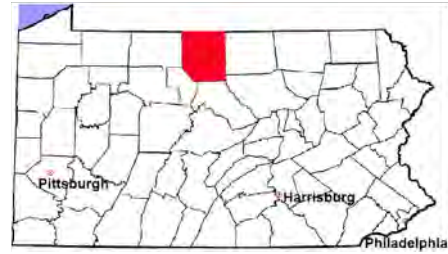
**STIPULATED BY GENETIC TESTS:** The alleged father requested genetic tests and signed a stipulation that if the test results had a 99% or higher probability of paternity then the alleged father would be stipulated as the biological father of the child.  
**DEFAULT - FATHER FAILED TO APPEAR:** The alleged father failed to appear after being served for either a support conference, hearing, or genetic test and a default paternity order was entered by the court.  
**ADJUDICATION BY COURT PROCEEDING:** The alleged father was determined to be the biological father of the child through a court proceeding.  
**OUT OF STATE:** Paternity was established in another state, "Out of state only".

# Potter County

2023 Population Estimate: 15,999

Class of County: 8th

No. of Common Pleas Court Judgeships: 1



## 2023 Custody/Partial Custody/Visitation

No. of Petitions

Cases Pending 1/1/2023	73
New Cases Filed in 2023	93
<b>Cases Available for Processing</b>	<b>166</b>

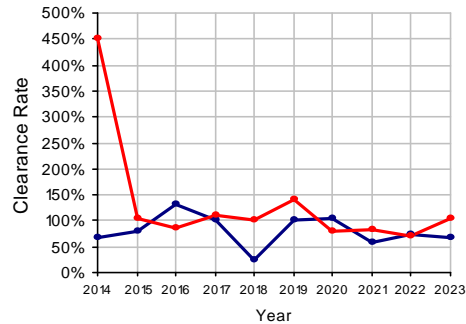
Processed By:

Judge	62	96.9%
Non-Judicial Officer	1	1.6%
Administrative Review/Purge	0	
Other	1	1.6%
<b>Cases Processed</b>	<b>64</b>	<b>100.0%</b>

Cases Pending 12/31/2023

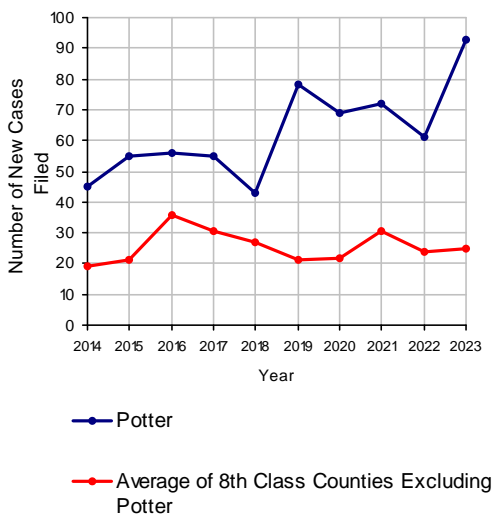
102

Clearance Rate, 2014-2023

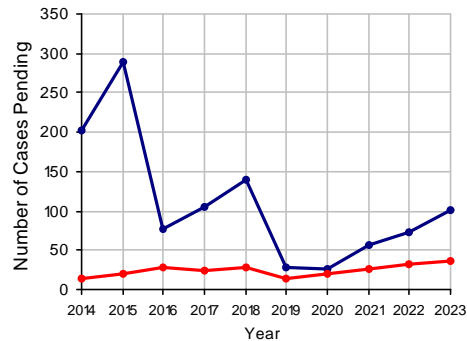


Note: Clearance Rate = Cases Processed / New Cases Filed

Custody/Partial Custody/Visitation New Cases Filed, 2014-2023



Cases Pending at the End of Year, 2014-2023

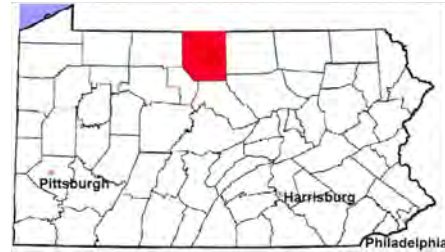


# Potter County

2023 Population estimate: 15,999

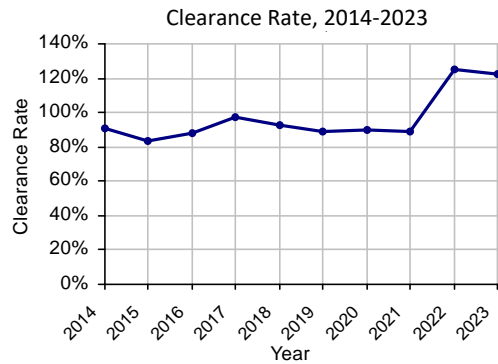
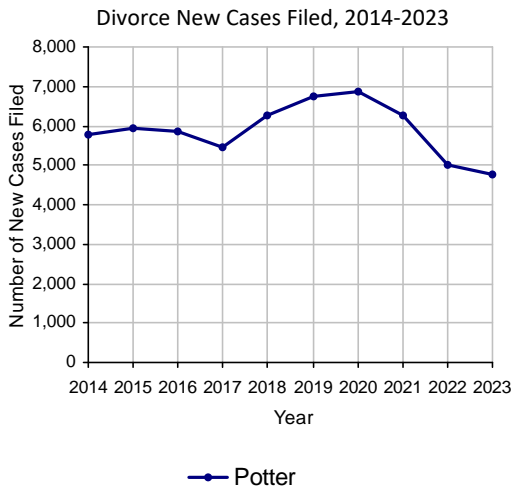
Class of County: 8th

No. of Common Pleas Court Judgeships: 1

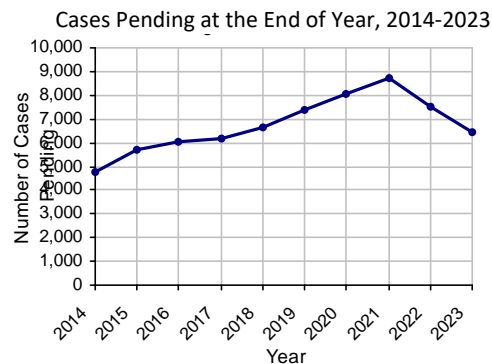


## 2023 Divorce

	No. of Petitions	
Cases Pending 1/1/2023	7,492	
New Cases Filed in 2023	4,781	
<b>Cases Available for Processing</b>	<b>12,273</b>	
Processed By:		
Contested Before a Judge	1	<0.1%
Contested Before a Non-Judicial Officer	0	
Uncontested	5,859	100.0%
Administrative Review/Purge	0	
Other	0	
<b>Cases Processed</b>	<b>5,860</b>	<b>100.0%</b>
<b>Cases Pending 12/31/2023</b>	<b>6,413</b>	



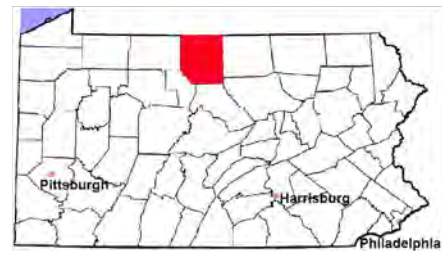
Note: Clearance Rate = Cases Processed / New Cases Filed



Note. Due to a high number of out-of-district petitions, Potter County has a larger inventories than other 8th class counties. Therefore, it is not meaningful to compare Potter County with other 8th class counties.

# Potter County

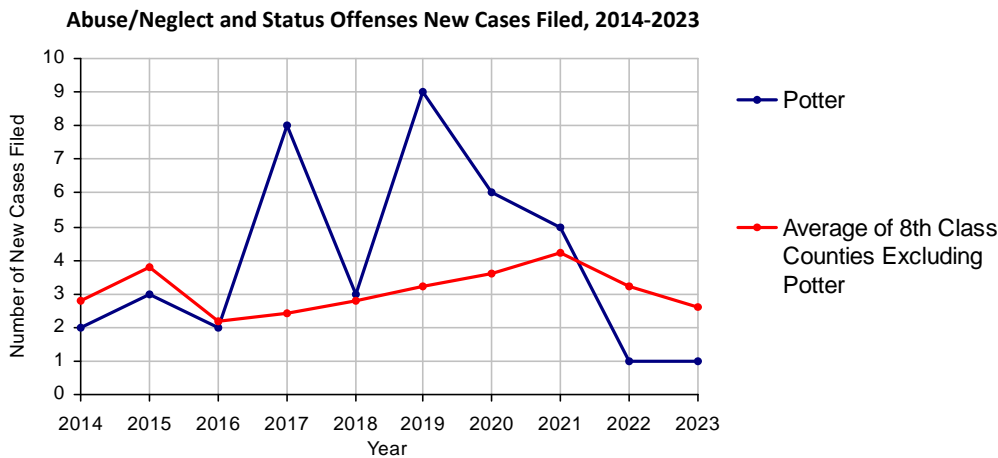
2023 Population estimate: 15,999  
 Class of County: 8th  
 No. of Common Pleas Court Judgeships: 1



## 2023 Juvenile Dependency - Petitions Pending Adjudication

	Abuse/ Neglect	Status Offenses	Total
Cases Pending 1/1/2023	1	0	1
New Petitions Filed in 2023	0	1	1
Other	0	0	0
<b>Total Petitions Available for Processing</b>	<b>1</b>	<b>1</b>	<b>2</b>
Processed by:			
Adjudicated Dependent			
Judge	1	0	1
Juvenile Court Hearing Officer	0	0	0
Adjudicated NOT Dependent			
Judge	0	0	0
Juvenile Court Hearing Officer	0	0	0
Withdrawn/Dismissed/Inactive	0	1	1
Other	0	0	0
<b>Total Petitions Processed</b>	<b>1</b>	<b>1</b>	<b>2</b>
<b>Cases Pending 12/31/2023</b>	<b>0</b>	<b>0</b>	<b>0</b>

Data provided by CPCMS

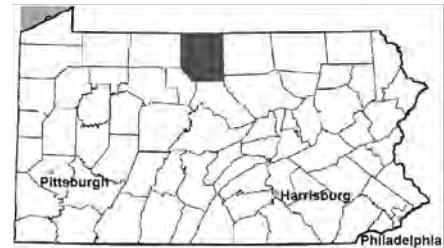


# Potter County

2023 Population estimate: 15,999

Class of County: 8th

No. of Common Pleas Court Judgeships: 1




---

## 2023 Juvenile Dependency - Adjudicated Dependent Inventory

---

	Abuse/ Neglect	Status Offenses	Total
Cases Pending 1/1/2023	6	0	6
New Adjudicated Dependent Cases	1	0	1
Other	0	0	0
<b>Total Adjudicated Dependent Cases</b>	<b>7</b>	<b>0</b>	<b>7</b>

### Court Supervision Terminated:

Family Reunification	0	0	0
Adoption	0	0	0
Placement with a Relative/Guardian	0	0	0
Aged Out	0	0	0
Other Permanency Outcomes*	0	0	0
Other**	0	0	0

### **Total Adjudicated Dependent Cases**

<b>Terminated</b>	<b>0</b>	<b>0</b>	<b>0</b>
-------------------	----------	----------	----------

<b>Cases Pending 12/31/2023</b>	<b>7</b>	<b>0</b>	<b>7</b>
---------------------------------	----------	----------	----------

---

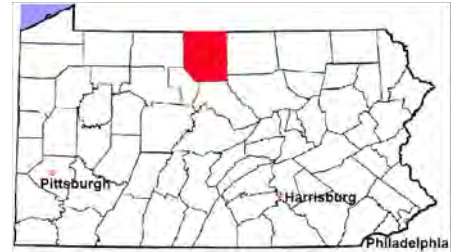
Data provided by CPCMS

\* Other Permanency Outcomes include: adjudicated delinquent, death due to natural causes, emancipation, permanent living arrangement, and parent has come forward.

\*\* Other includes cases where court supervision is terminated due to transfer out of jurisdiction, withdrawal and administrative closure.

# Potter County

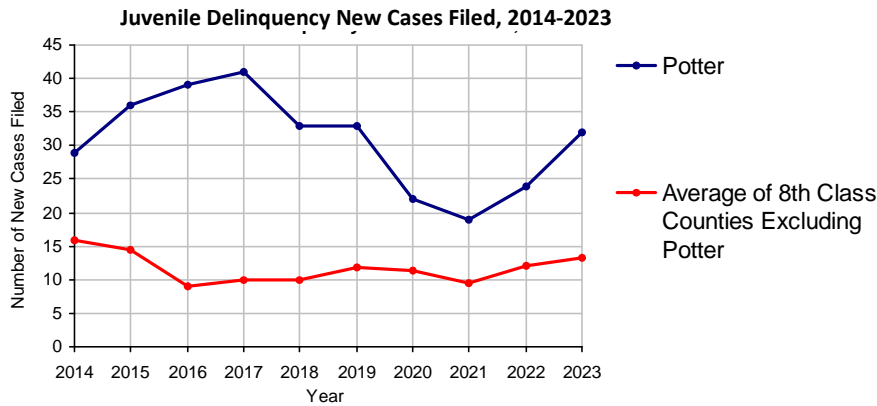
2023 Population estimate: 15,999  
 Class of County: 8th  
 No. of Common Pleas Court Judgeships: 1



## 2023 Juvenile Delinquency - Cases Pending Disposition

<b>Begin Pending</b>	<b>5</b>
<b>New Cases</b>	<b>32</b>
Consent Decree Revoked	0
Informal Adjustment Program Revoked	0
Alternative Program Revoked	0
Warrant Returned	0
Other	3
<b>Total Cases Available for Disposition</b>	<b>40</b>
<b>Warrant Issued</b>	<b>0</b>
<b>Disposed by:</b>	
Adjudicated Delinquent by a Judge	9
Adjudicated Delinquent by a Juvenile Court Hearing Officer	0
Consent Decree Entered	8
Informal Adjustment Program Entered	3
Warned and Counseled (Pre-Petition)	0
Dismissed/Withdrawn/Transferred	4
Transferred to Criminal Court	0
Other	1
<b>Total Cases Disposed</b>	<b>25</b>
<b>End Pending</b>	<b>15</b>

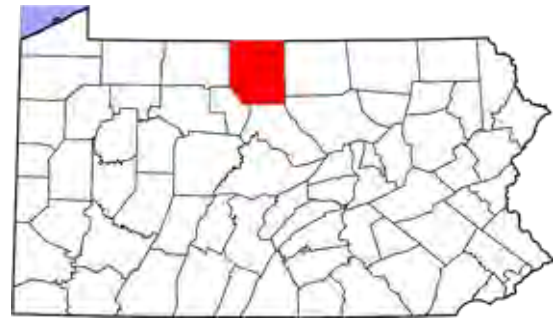
Data provided by CPCMS





# Potter County

2023 Population: 15,999  
 Class of County: 8th  
 No. of Common Pleas Judgeships: 1

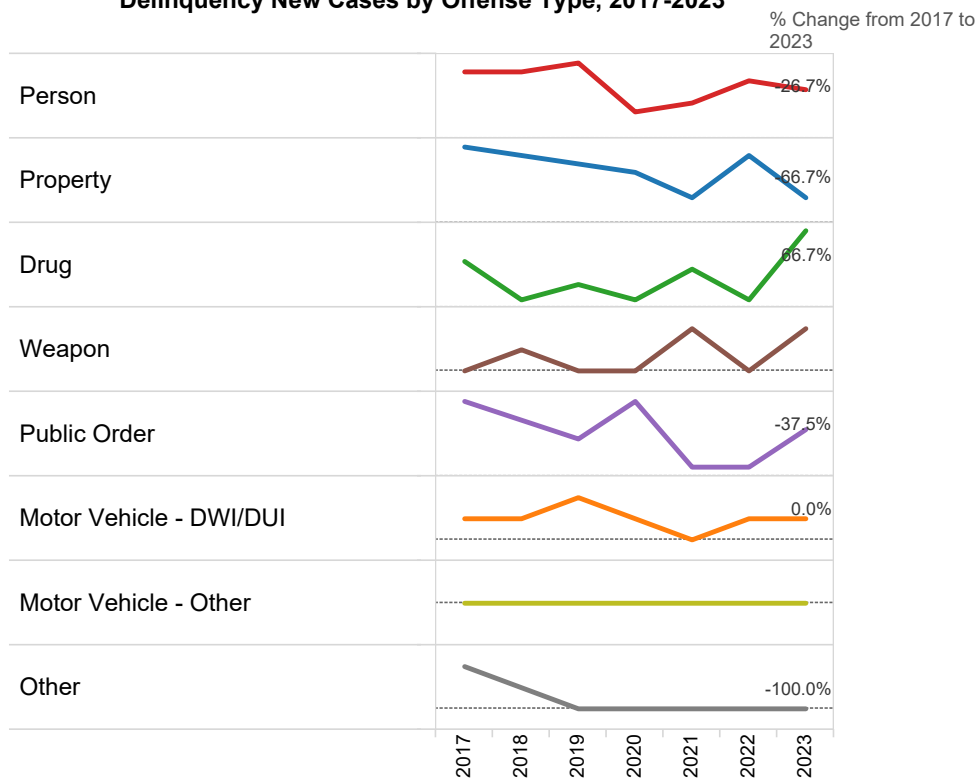


## 2023 Delinquency - New Cases by Offense Type

Case Type	Felony	Misdemeanor	Summary	Total	
Person	2	9	0	11	34.4%
Property	1	2	0	3	9.4%
Drug	0	10	0	10	31.3%
Weapon	0	2	0	2	6.3%
Public Order	0	4	1	5	15.6%
Motor Vehicle - DWI/DUI	0	1	0	1	3.1%
Motor Vehicle - Other	0	0	0	0	0.0%
Other	0	0	0	0	0.0%
<b>Total</b>	<b>3</b>	<b>28</b>	<b>1</b>	<b>32</b>	<b>100.0%</b>
	<b>9.4%</b>	<b>87.5%</b>	<b>3.1%</b>	<b>100.0%</b>	

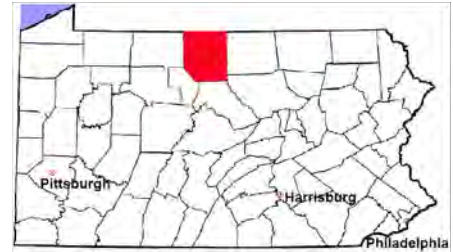
Data provided by CPCMS

## Delinquency New Cases by Offense Type, 2017-2023



# Potter County

2023 Population estimate: 15,999  
Class of County: 8th  
No. of Common Pleas Court Judgeships: 1



---

## 2023 Juvenile Delinquency - Formal Dispositions

---

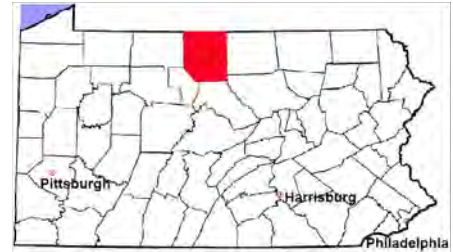
<b>Begin Pending</b>	<b>10</b>
Adjudicated Delinquent by a Judge	9
Adjudicated Delinquent by a Juvenile Court Hearing Officer	0
Warrant Returned	0
Other	1
<b>Total Adjudicated Delinquent Cases</b>	<b>20</b>
<b>Warrant Issued</b>	<b>1</b>
<b>Court Supervision Terminated:</b>	
Conditions Satisfied	6
Compelling Reasons	0
Reached Age 21	0
Transferred to Another Juvenile Court	0
Other	0
<b>Total Adjudicated Delinquent Cases Terminated</b>	<b>6</b>
<b>End Pending</b>	<b>13</b>

---

(R) - Revised  
Data provided by CPCMS

# Potter County

2023 Population estimate: 15,999  
 Class of County: 8th  
 No. of Common Pleas Court Judgeships: 1

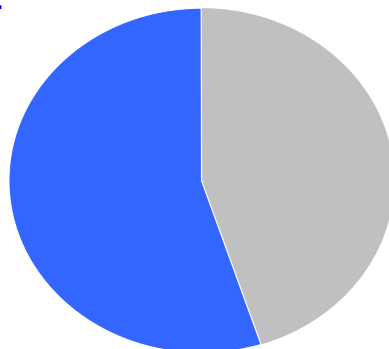


## 2023 Juvenile Delinquency - Informal Dispositions

<b>Pending Consent Decrees</b>	<b>16</b>
<b>Pending Informal Adjustments</b>	<b>0</b>
New Consent Decrees	8
<b>New Informal Adjustments</b>	<b>3</b>
Warrant Returned	0
<b>Other</b>	<b>1</b>
<b>Cases Informally Disposed</b>	<b>28</b>
<b>Warrant Issued</b>	<b>0</b>
<b>Terminated by:</b>	
Consent Decree Completed	16
<b>Informal Adjustment Completed</b>	<b>2</b>
Consent Decree Revoked	0
Informal Adjustment Program Revoked	0
<b>Other</b>	<b>1</b>
<b>Total Informally Disposed Cases Terminated</b>	<b>19</b>
<b>End Pending</b>	<b>9</b>

(R) - Revised  
 Data provided by CPCMS

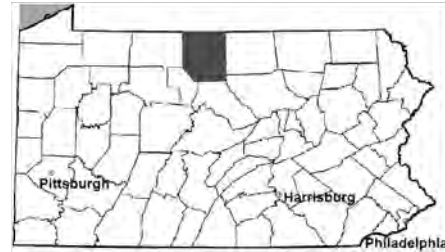
Informal Dispositions: **55%**



Delinquency Cases are disposed either formally, at a proceeding held before a judge or hearing officer, or informally without a proceeding. Informal dispositions include informal adjustments supervised by a juvenile probation officer; consent decrees agreed upon with the District Attorney after a petition is filed; or other pre-petition process by the juvenile probation department.

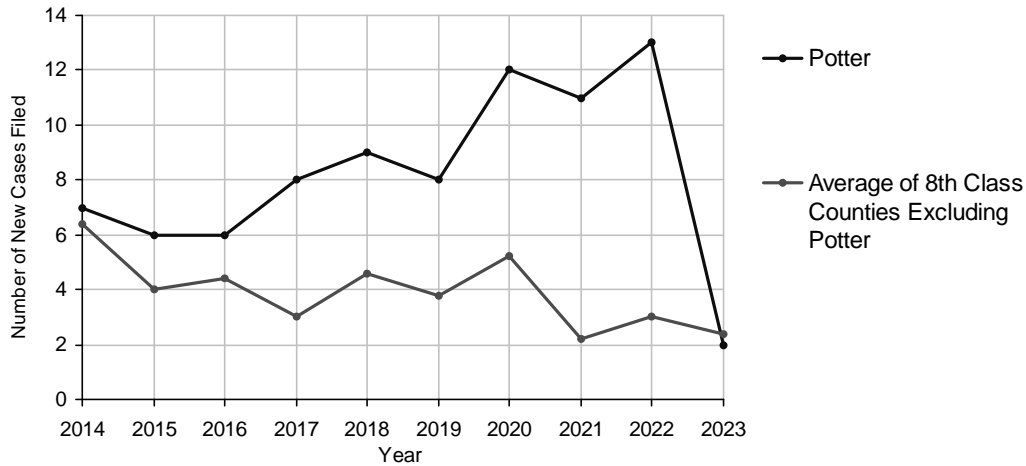
# Potter County

2023 Population estimate: 15,999  
 Class of County: 8th  
 No. of Common Pleas Court Judgeships: 1



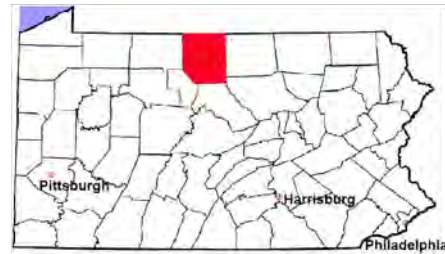
<b>2023 Accounts</b>	<b>No. of Cases</b>	
Cases Pending 1/1/2023	6	
New Cases Filed in 2023	2	
<b>Cases Available for Processing</b>	<b>8</b>	
Processed By:		
Contested before a Judge	0	
Contested before a Non-Judicial Officer	0	
Uncontested	2	33.3%
Other	4	66.7%
<b>Cases Processed</b>	<b>6</b>	<b>100.0%</b>
<b>Cases Pending 12/31/2023</b>	<b>2</b>	

**Accounts New Cases Filed, 2014-2023**



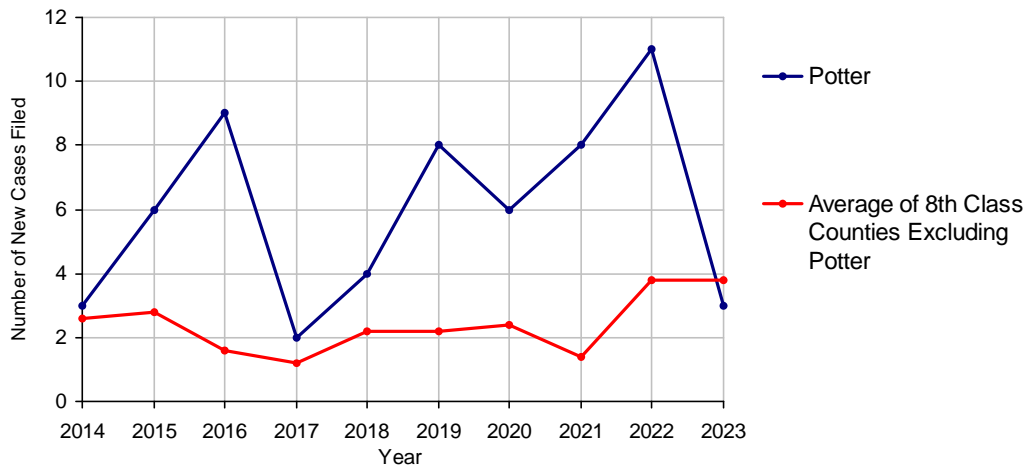
# Potter County

2023 Population estimate: 15,999  
 Class of County: 8th  
 No. of Common Pleas Court Judgeships: 1



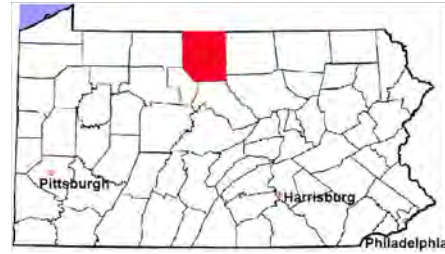
<b>2023 Adoptions</b>		<b>No. of Cases</b>	
Cases Pending 1/1/2023		2	
New Cases Filed in 2023		3	
<b>Cases Available for Processing</b>		<b>5</b>	
Processed By:			
Contested before a Judge	Granted	0	
	Denied	0	
Uncontested	Granted	5	100.0%
	Denied	0	
Other		0	
<b>Cases Processed</b>		<b>5</b>	<b>100.0%</b>
<b>Cases Pending 12/31/2023</b>		<b>0</b>	

Adoptions New Cases Filed, 2014-2023



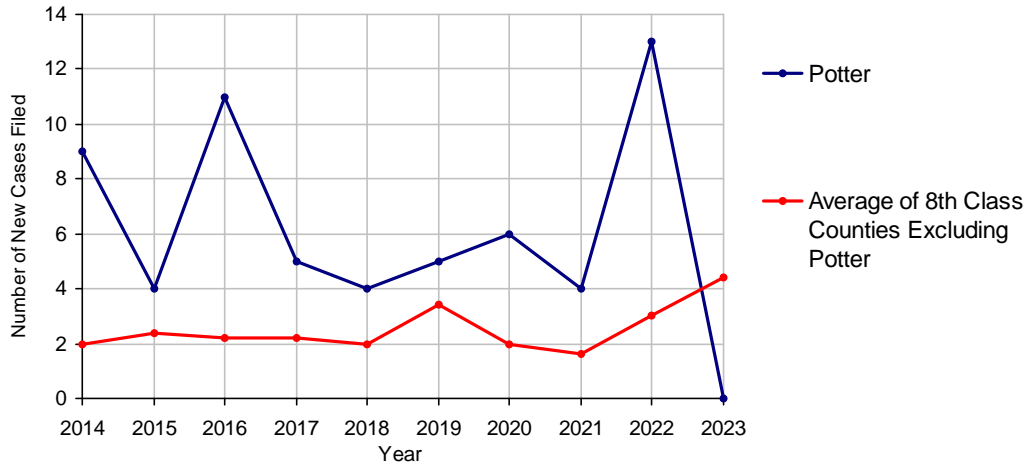
# Potter County

2023 Population estimate: 15,999  
 Class of County: 8th  
 No. of Common Pleas Court Judgeships: 1



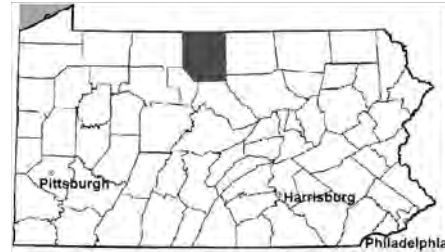
<b>2023 Relinquishments/Terminations</b>	<b>No. of Cases</b>	
Cases Pending 1/1/2023	1	
New Cases Filed in 2023	0	
<b>Cases Available for Processing</b>	<b>1</b>	
Processed By:		
Contested before a Judge	0	
Uncontested	1	100.0%
Other	0	
<b>Cases Processed</b>	<b>1</b>	<b>100.0%</b>
<b>Cases Pending 12/31/2023</b>	<b>0</b>	

Relinquishments/Terminations New Cases Filed, 2014-2023

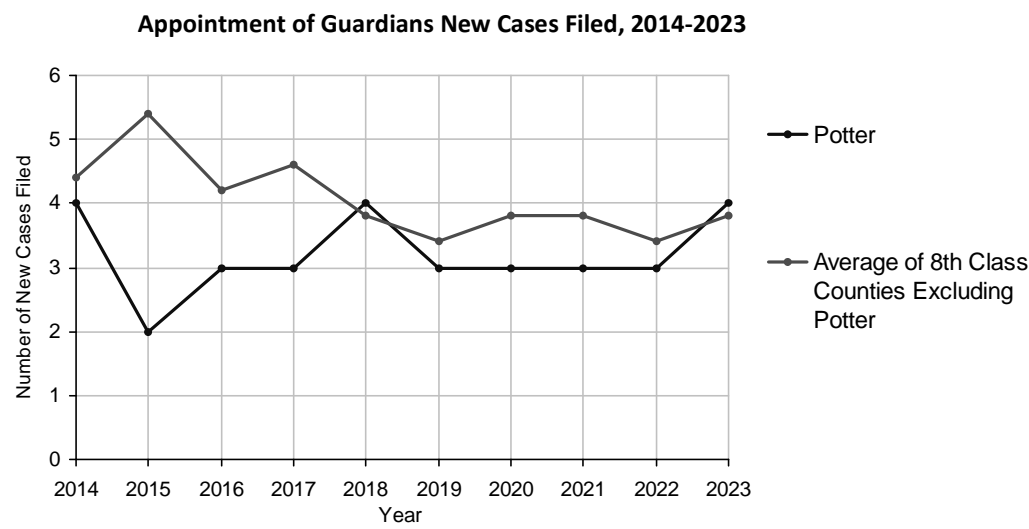


# Potter County

2023 Population estimate: 15,999  
 Class of County: 8th  
 No. of Common Pleas Court Judgeships: 1

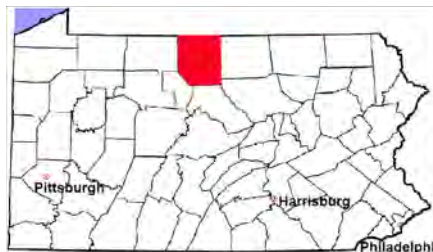


<b>2023 Appointment of Guardians</b>	<b>No. of Cases</b>
Cases Pending 1/1/2023	2
New Cases Filed in 2023	4
<b>Cases Available for Processing</b>	<b>6</b>
Processed By:	
Contested before a Judge	0
Uncontested	1 100.0%
Other	0
<b>Cases Processed</b>	<b>1 100.0%</b>
<b>Cases Pending 12/31/2023</b>	<b>5</b>



# Potter County

2023 Population estimate: 15,999  
 Class of County: 8th  
 No. of Common Pleas Court Judgeships: 1



## 2023 Jury Yield and Utilization

### Jury Yield

Qualification Questionnaires/Summonses Mailed:	829	A		
Returned Undeliverable:	72	B	8.7%	Of Qualification Questionnaires/ Summonses Mailed
Not Responded to:	90	C	10.9%	
the Number of Prospective Jurors:				
Disqualified:	50	D	6.0%	
Exempted:	19	E	2.3%	
Excused:	204	F	24.6%	
Deferred to New Term:	0	G		
Deferred from Previous Term:	0	H		
<b>Total Number of Qualified Jurors Available for Service:</b>	<b>394</b>	<b>I</b>	<b>47.5%</b>	

$I = A - B - C - D - E - F - G + H$

### Jury Utilization

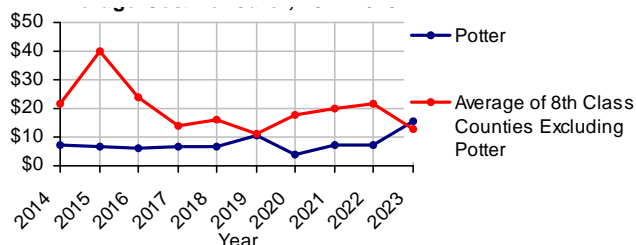
the Number of Jurors:			
Reporting for Service:	394	100.0%	Of Jurors Qualified and Available
Told Not to Report for Service:	384	97.5%	
Sent to Courtroom for Jury Selection (Voir Dire):	793	201.3%	Of Jurors Reporting for Service
Impaneled or Sworn (jurors/alternates):	336	85.3%	
Removed for Cause/Hardship:	104		
Removed by Peremptory Challenge:	349		
Number of Jury Trials Started:	11		
Pool Days:	6		
Zero Panel Days:	0		(Of Pool Days)

### Jury Costs

Total Annual Budget for Juror Operations:	\$12,689.00	J
Average Cost Per Juror:	\$15.31	K

$K = J/A$

Average Cost Per Juror, 2014-2023



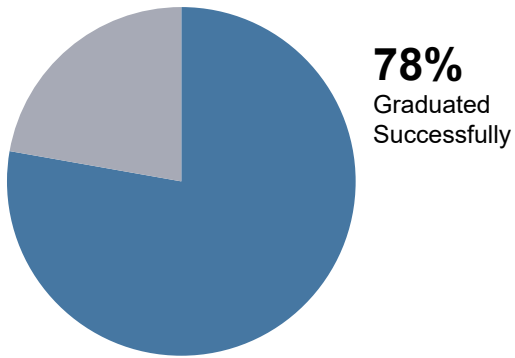


# Potter County

## 2023 Problem Solving Courts

9 Discharges

Of All Court Participants Discharged:



10 Admissions

Adult Drug Court

3

DUI Court

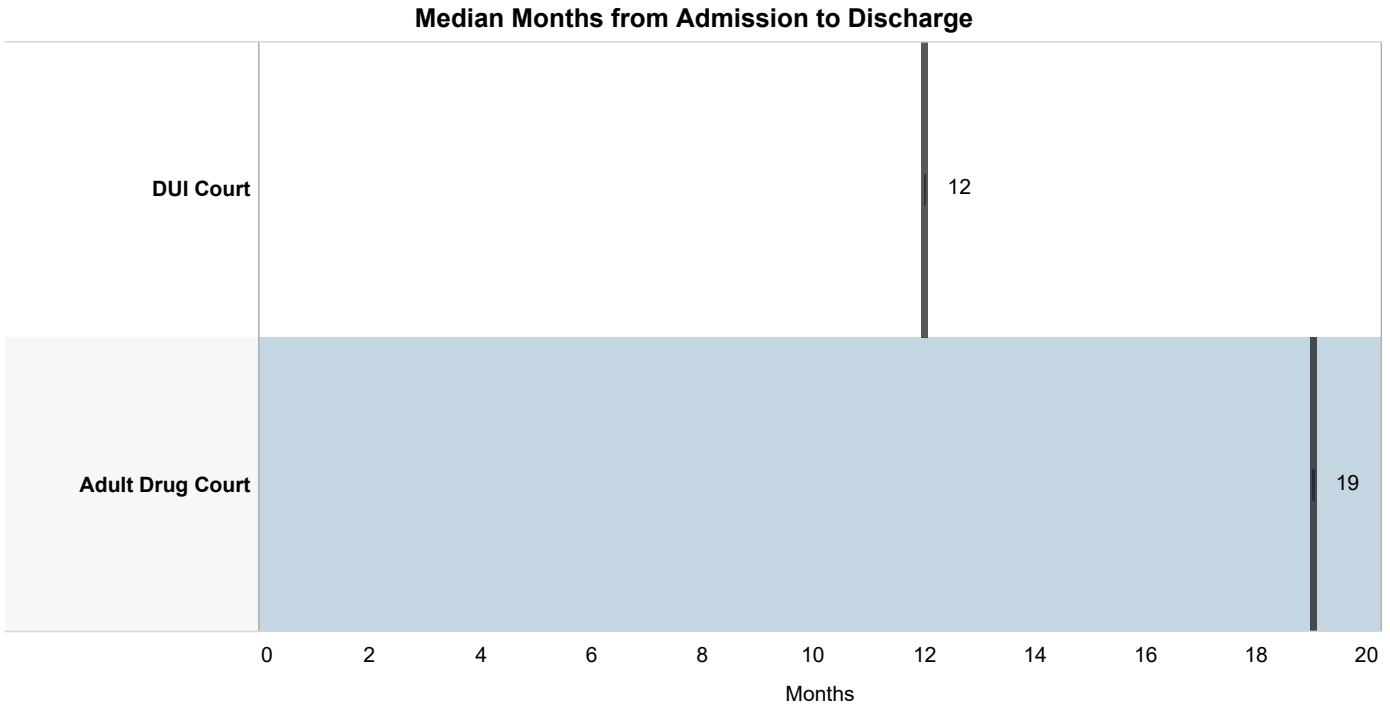
7

### Discharge Reason

	Successfully Completed	Unsuccessful /Non-Compliant	Total Discharges
Adult Drug Court	4 (66.7%)	2 (33.3%)	6 (100.0%)
DUI Court	3 (100.0%)		3 (100.0%)

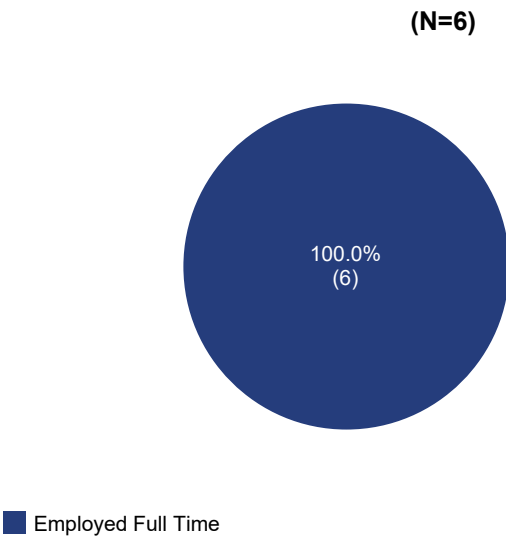
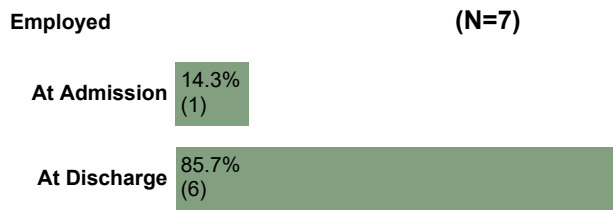
# Potter County

## 2023 Problem Solving Courts



Among successful graduates, there was a 500% increase in employment.

100% of the employed successful graduates were employed full time:





DEPARTMENT OF RESEARCH & STATISTICS

KIM NIEVES, PH.D.

DIRECTOR

ANDREW GINDER, MPA

ASSISTANT DIRECTOR

YAN LIU, M.S.

SENIOR STATISTICAL ANALYST

SASANKA ADIKARI, PH.D

DATA SCIENTIST

AMANDA PEREIRA

RESEARCH ASSISTANT