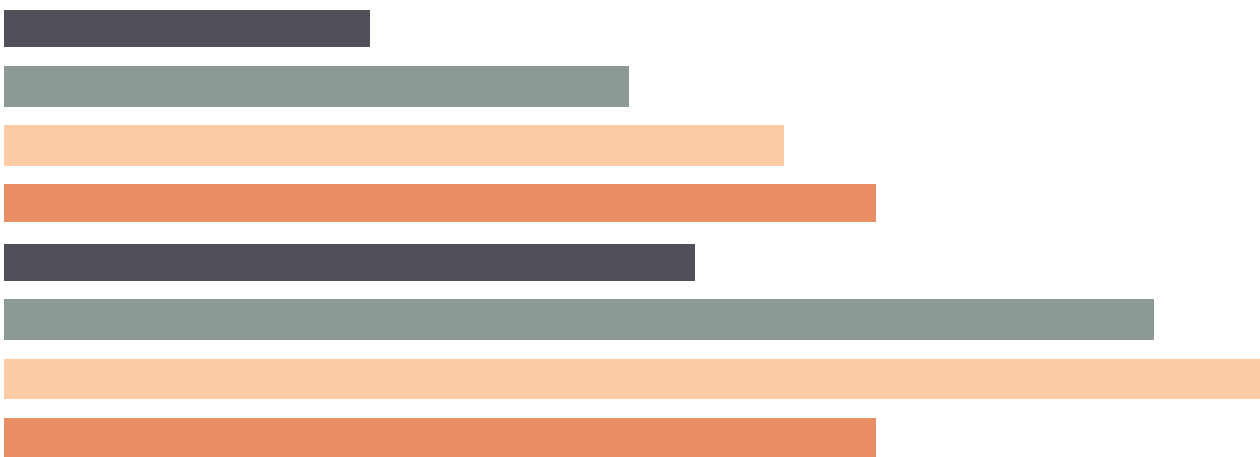
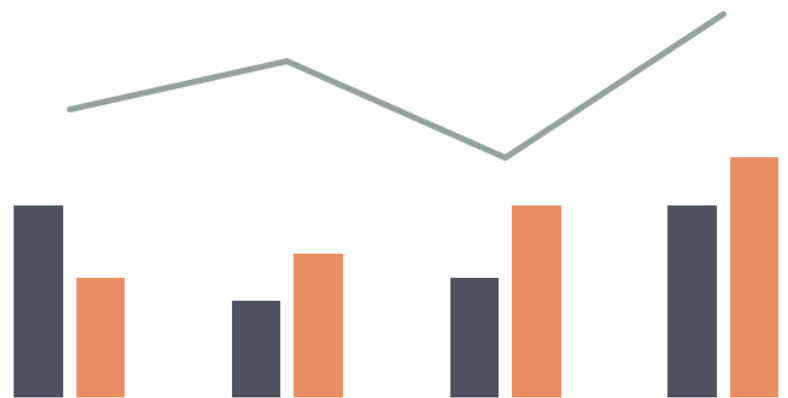
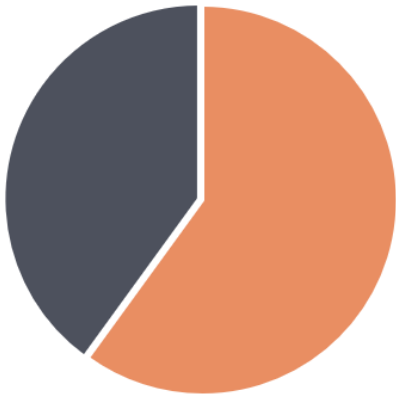


2023

Court of Common Pleas
Caseload Statistics for

Union County



We are pleased to provide you with a copy of the 2023 County Caseload Display pages. They can also be viewed on the AOPC webpage at www.pacourts.us in the *News & Statistics* section under *Research & Statistics*.

Should you have any questions or comments, please do not hesitate to contact me at 717.231.3300 .

Sincerely,

A handwritten signature in black ink, appearing to read "Sasanka", is written over a horizontal line. The signature is fluid and cursive.

Sasanka Adikari, Ph.D.
Data Scientist
Department of Research and Statistics

Table of Contents

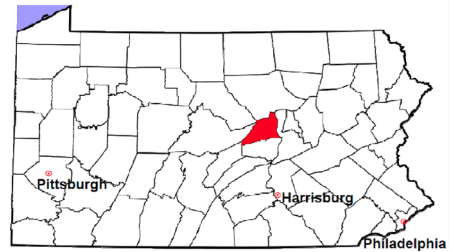
CPCMS Criminal	Page 1
CPCMS Criminal - New Cases by Case Type.....	Page 2
Civil.....	Page 3
Civil - Docketed Cases Listed by Case Type.....	Page 4
Protection From Abuse	Page 5
Spousal & Child Support and Paternity	Page 6
Custody/Partial Custody/Visitation.....	Page 7
Divorce	Page 8
Juvenile Dependency - Active Dependent Inventory	Page 9
Juvenile Dependency - Adjudicated Dependent Inventory	Page 10
Juvenile Delinquency - Cases Pending Disposition.....	Page 11
Juvenile Delinquency - New Cases by Case Type	Page 12
Juvenile Delinquency - Formal Dispositions	Page 13
Juvenile Delinquency - Informal Dispositions	Page 14
Accounts.....	Page 15
Adoptions.....	Page 16
Relinquishments/Terminations	Page 17
Appointment of Guardians	Page 18
Jury Yield and Utilization	Page 19
Problem Solving Courts.....	Pages 20-21

Union County

2023 Population estimate: 42,042

Class of County: 7th

No. of Common Pleas Court Judgeships: 2
(Union and Snyder combined)



2023 Criminal	No. of Cases
---------------	--------------

Cases Pending 1/1/2023	193
New Cases Filed in 2023	337
Reopened Cases	30
Cases Available for Processing	560

Processed by:

Withdrawn/Dismissed	19	5.0%
Diversionsary Disposition*	77	20.4%
Guilty Plea	251	66.6%
Non-Jury Trial	3	0.8%
Jury Trial	6	1.6%
Inactive	14	3.7%
Other	7	1.9%
Total Cases Processed	377	100.0%

Cases Pending 12/31/2023 **183**

Cases Awaiting Sentencing **37**

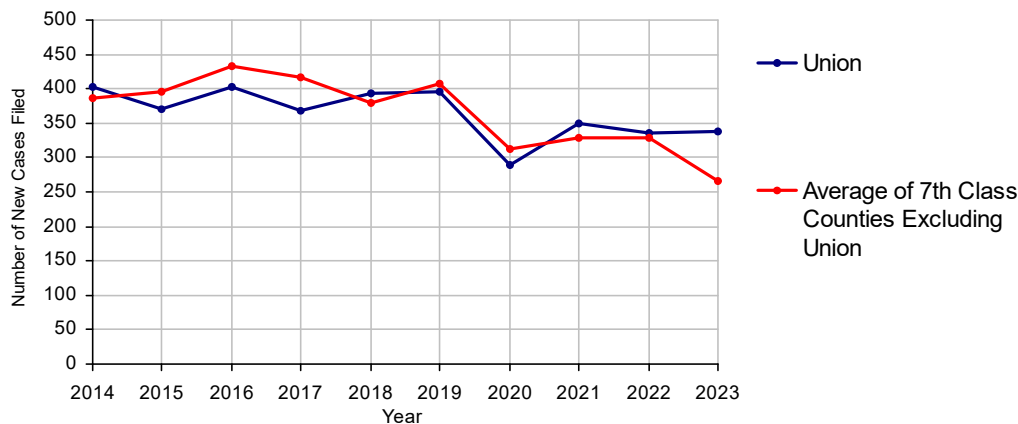
Data provided by CPCMS

* Includes other diversionsary programs such as Veterans Court.

Age of Pending Cases as of 12/31/2023		
---------------------------------------	--	--

0-60 Days	54	29.5%
61-120 Days	46	25.1%
121-180 Days	40	21.9%
181-240 Days	15	8.2%
241-300 Days	8	4.4%
301-360 Days	7	3.8%
Over 360 Days	13	7.1%
Total	183	100.0%

Criminal New Cases, 2014-2023



Union County

2023 Population: 42,042
 Class of County: 7th
 No. of Common Pleas Judgeships: 2
 (Union and Snyder combined)

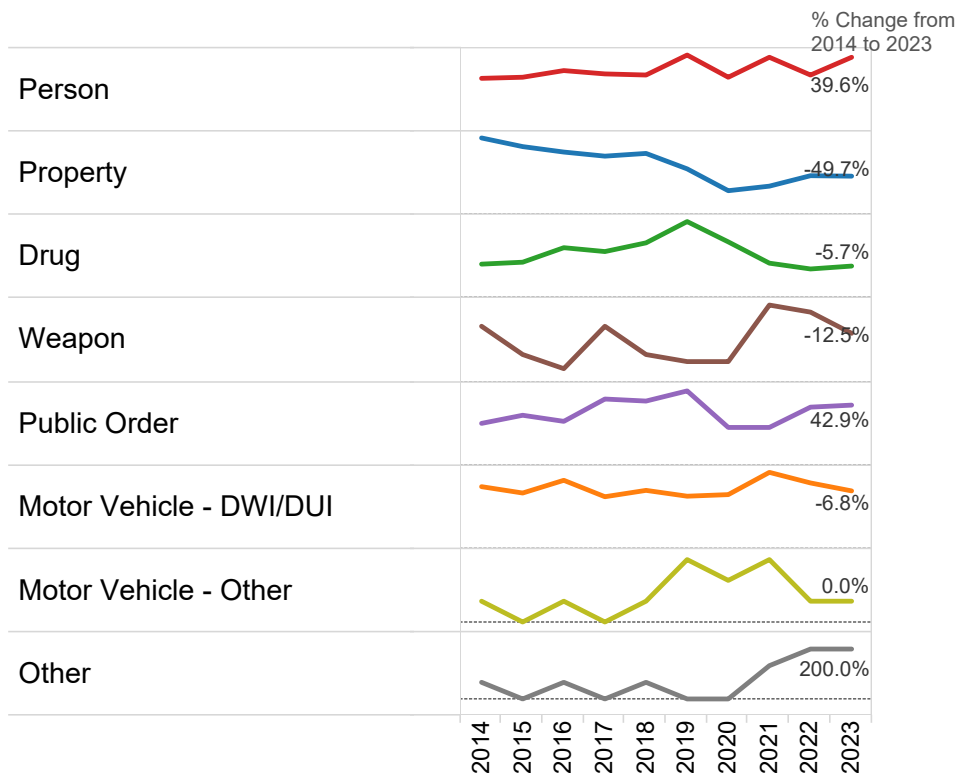


2023 Criminal - New Cases by Offense Type

Case Type	Felony	Misdemeanor	Summary	Total	
Person	38	29	0	67	19.9%
Property	35	50	0	85	25.2%
Drug	16	17	0	33	9.8%
Weapon	7	0	0	7	2.1%
Public Order	8	22	0	30	8.9%
Motor Vehicle - DWI/DUI	10	100	0	110	32.6%
Motor Vehicle - Other	1	1	0	2	0.6%
Other	3	0	0	3	0.9%
Total	118	219	0	337	100.0%
	35.0%	65.0%	0.0%	100.0%	

Data provided by CPCMS

Criminal New Cases by Offense Type, 2014-2023



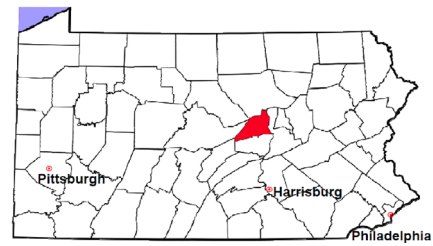
Union County

2023 Population estimate: 42,042

Class of County: 7th

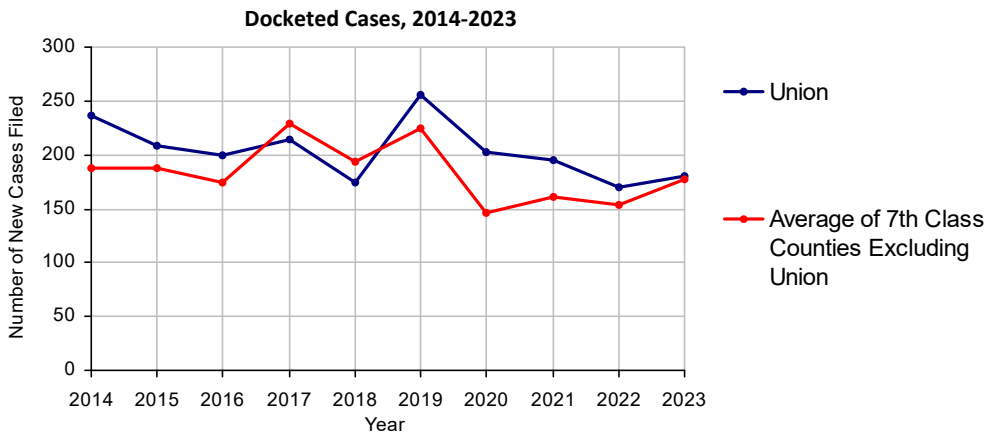
No. of Common Pleas Court Judgeships: 2

(Union and Snyder combined)



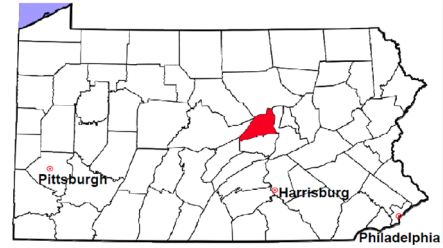
2023 Civil	Civil Action	Other	Total
Cases Pending 1/1/2023	118	81	199
Docketed Cases	121	60	181
Arbitration Appeals	0	0	0
Transferred In	1	0	1
Returned to Active	0	0	0
Cases Available for Processing	240	141	381
Processed By:			
Default Judgments	39	13	52
Cases Decided by Arbitration Board	0	0	0
Dispositive Motions	1	0	1
Settlements	23	11	34
Moved to Inactive Status	3	6	9
Transferred/Withdrawn	2	4	6
Dismissed/Discontinued	41	9	50
Administrative Purge	23	65	88
Other	5	0	5
Jury Trial	0	0	0
Non-Jury Trial	0	2	2
Total Cases Processed	137	110	247
Cases Pending 12/31/2023	103	31	134

Age of Pending Cases as of 12/31/2023 (Civil Action Only)		
0-6 months	47	45.6%
7-12 months	19	18.4%
13-18 months	12	11.7%
19-24 months	8	7.8%
25-30 months	5	4.9%
31-36 months	0	
37-42 months	1	1.0%
43-48 months	3	2.9%
49-54 months	4	3.9%
55-60 months	1	1.0%
61-66 months	1	1.0%
67-72 months	1	1.0%
Over 72 months	1	1.0%
Total	103	100.0%



Union County

2023 Population estimate: 42,042
 Class of County: 7th
 No. of Common Pleas Court Judgeships: 2
 (Union and Snyder combined)



2023 Civil - Docketed Cases Listed by Case Type

TORT	15	8.3%	REAL PROPERTY	37	20.4%
<i>(does not include mass tort)</i>			Ejectment*	0	
Intentional	0		Eminent Domain/Condemnation*	1	
Malicious Prosecution	0		Ground Rent	0	
Motor Vehicle	9		Landlord/Tenant Dispute	1	
Nuisance	0		Mortgage Foreclosure:		
Premise Liability	2		Residential*	29	
Product Liability	1		Commercial*	0	
Slander/Libel/Defamation	0		Partition of Real Property*	1	
Other	3		Quiet Title*	3	
MASS TORT	0		Other*	2	
Asbestos	0		CIVIL APPEALS	12	6.6%
Tobacco	0		<i>- Administrative Agencies</i>		
Toxic Tort - DES	0		Board of Assessment*	4	
Toxic Tort - Implant	0		Board of Elections*	3	
Toxic Waste	0		Dept. of Transportation*	4	
Other	0		Zoning Board*	0	
PROFESSIONAL LIABILITY	9	5.0%	Statutory Appeal - Other*	0	
Dental	0		Other*	1	
Legal	1		MISCELLANEOUS	12	6.6%
Medical Malpractice	2		Common Law/		
Other	6		Statutory Arbitration*	0	
CONTRACT	96	53.0%	Declaratory Judgment*	2	
<i>(does not include judgments)</i>			Mandamus*	0	
Buyer Plaintiff	1		Non-Domestic Relations		
Debt Collection: Credit Card	46		Restraining Order*	0	
Debt Collection: Other	42		Quo Warranto*	0	
Employment Dispute: Discrimination	1		Replevin*	1	
Employment Dispute: Other	0		Other*	9	
Other	6		TOTAL DOCKETED CASES:	181	100.0%

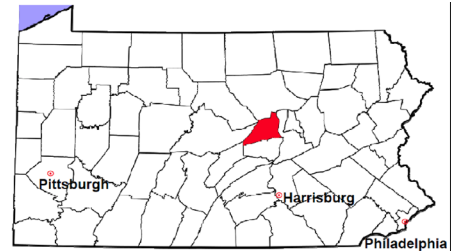
Of the Docketed Cases:

Pro Se Filings: 0 Class Action Suits: 1 0.6% MDJ Appeals: 5 2.8%

*Civil Other

Union County

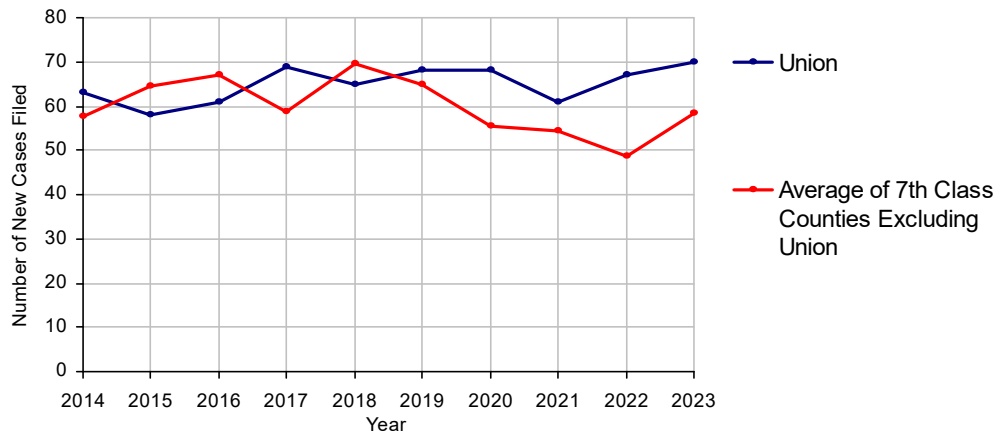
2023 Population estimate: 42,042
 Class of County: 7th
 No. of Common Pleas Court Judgeships: 2
 (Union and Snyder combined)



2023 Protection From Abuse

	No. of Petitions
Cases Pending 1/1/2023	9
New Cases Filed in 2023	70
<i>Of these, Petitions Requesting Temporary Orders: 65 (92.9%)</i>	
<i>Temporary Orders DENIED: 6 (9.2%), Temporary Orders GRANTED: 59 (90.8%)</i>	
Cases Available for Processing	79
Processed By:	
Temporary Order DENIED After Ex Parte Hearing and No Evidentiary Hearing Scheduled	6 8.1%
Temporary Order DISMISSED After Evidentiary Hearing and No Final Order Entered	19 25.7%
Final Order DENIED After Evidentiary Hearing Before a Judge or a Judicial Officer	2 2.7%
Final Order GRANTED After Evidentiary Hearing Before a Judge or a Judicial Officer	35 47.3%
Plaintiff Did Not Appear For Evidentiary Hearing	1 1.4%
Final Order by STIPULATION OR AGREEMENT Between the Parties	1 1.4%
Petition WITHDRAWN by Plaintiff	5 6.8%
TRANSFERRED to Another Jurisdiction	1 1.4%
Other	4 5.4%
Cases Processed	74 100.0%
Cases Pending 12/31/2023	5

PFA New Cases Filed, 2014-2023

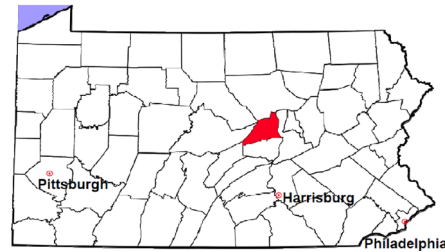


Union County

2023 Population estimate: 42,042

Class of County: 7th

No. of Common Pleas Court Judgeships: 2
(Union and Snyder combined)



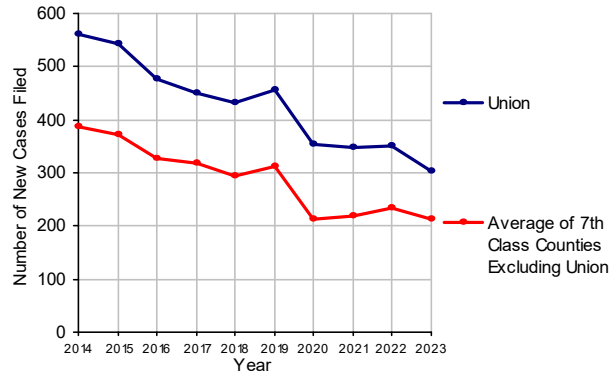
2023 Spousal & Child Support	No. of Petitions
Cases Pending 1/1/2023	54
New Cases Filed in 2023	304
Dockets Transferred In (+)	13
Dockets Transferred Out (-)	27
Cases Available for Processing	344
Processed By:	
Judge	10 3.3%
Intake Officer	290 96.7%
Hearing Officer	0
Other	0
Cases Processed	300 100.0%
Cases Pending 12/31/2023	44

Data provided by PACSES

2023 Paternity	No. of Cases
Acknowledgements Filed:	
Non-Domestic Relations Section	21 84.0%
During Conference	1 4.0%
Non-Stipulated (post genetic test)	0
Pre-Trial Conference	3 12.0%
Total	25 100.0%
Established:	
Stipulated by Genetic Tests	1 14.3%
Default - Father Failed to Appear	0
Adjudication by Court Proceeding	0
Out of State	6 85.7%
Total	7 100.0%
Cases Pending 12/31/2023	3

Data provided by PACSES

Spousal & Child Support New Cases, 2014-2023



DEFINITIONS:

ACKNOWLEDGEMENTS FILED:

NON-DOMESTIC RELATIONS SECTION: The voluntary Acknowledgement of Paternity by the alleged father.
DURING CONFERENCE: The alleged father signed the Acknowledgement of Paternity-Waiver of Trial (PE-010) at the initial child support conference.
NON-STIPULATED (POST GENETIC TEST): The alleged father signed the Acknowledgement of Paternity-Waiver of Trial after genetic tests were conducted and resulted in the alleged father being determined to be the biological father.
PRE-TRIAL CONFERENCE: The alleged father signed the Acknowledgement of Paternity-Waiver of Trial at the pre-trial conference.

ESTABLISHED:

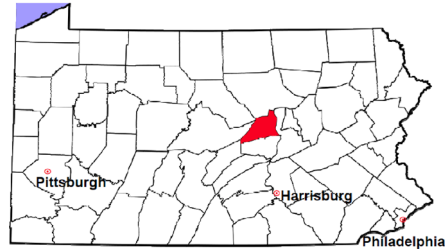
STIPULATED BY GENETIC TESTS: The alleged father requested genetic tests and signed a stipulation that if the test results had a 99% or higher probability of paternity then the alleged father would be stipulated as the biological father of the child.
DEFAULT - FATHER FAILED TO APPEAR: The alleged father failed to appear after being served for either a support conference, hearing, or genetic test and a default paternity order was entered by the court.
ADJUDICATION BY COURT PROCEEDING: The alleged father was determined to be the biological father of the child through a court proceeding.
OUT OF STATE: Paternity was established in another state, "Out of state only".

Union County

2023 Population Estimate: 42,042

Class of County: 7th

No. of Common Pleas Court Judgeships: 2
(Union and Snyder combined)



2023 Custody/Partial Custody/Visitation

No. of Petitions

Cases Pending 1/1/2023	265
New Cases Filed in 2023	102
Cases Available for Processing	367

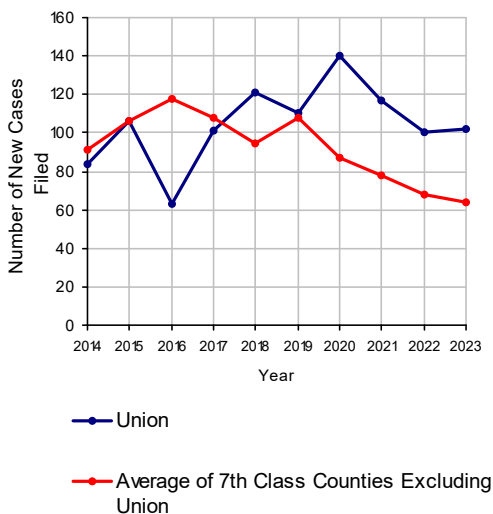
Processed By:

Judge	11	3.3%
Non-Judicial Officer	16	4.7%
Administrative Review/Purge	289	85.5%
Other	22	6.5%
Cases Processed	338	100.0%

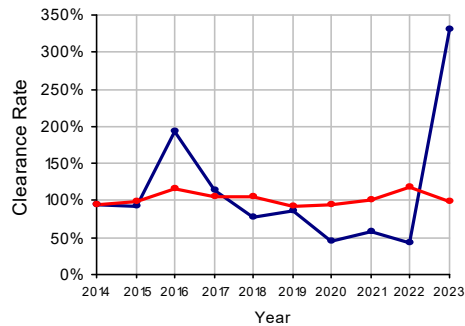
Cases Pending 12/31/2023

29

Custody/Partial Custody/Visitation New Cases Filed, 2014-2023

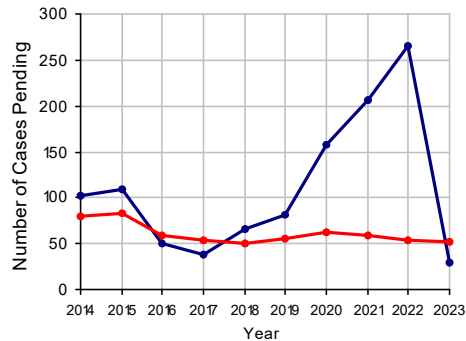


Clearance Rate, 2014-2023



Note: Clearance Rate = Cases Processed / New Cases Filed

Cases Pending at the End of Year, 2014-2023

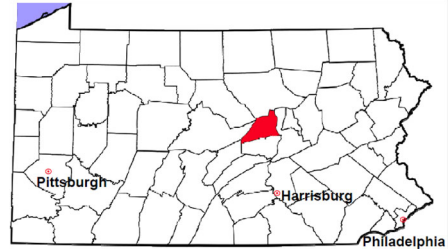


Union County

2023 Population estimate: 42,042

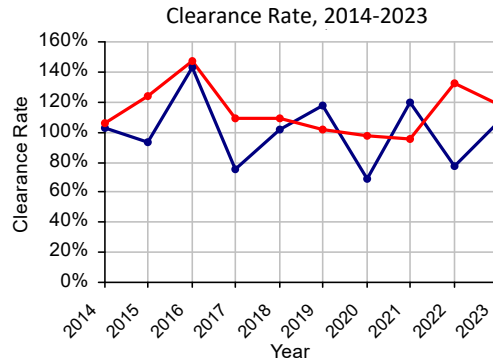
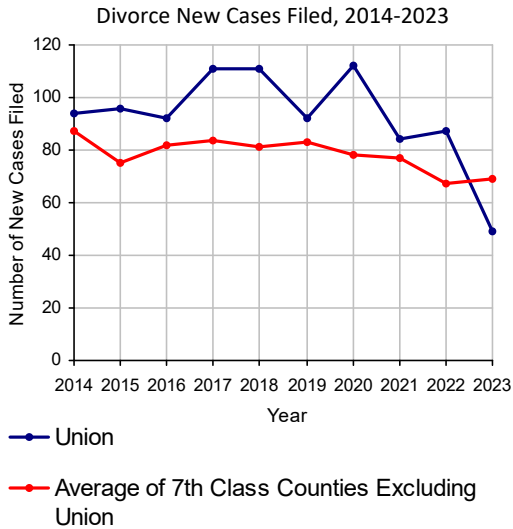
Class of County: 7th

No. of Common Pleas Court Judgeships: 2
(Union and Snyder combined)

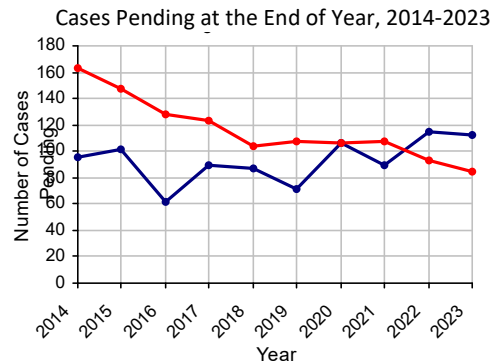


2023 Divorce

	No. of Petitions	
Cases Pending 1/1/2023	115	
New Cases Filed in 2023	49	
Cases Available for Processing	164	
Processed By:		
Contested Before a Judge	1	1.9%
Contested Before a Non-Judicial Officer	3	5.8%
Uncontested	38	73.1%
Administrative Review/Purge	8	15.4%
Other	2	3.8%
Cases Processed	52	100.0%
Cases Pending 12/31/2023	112	

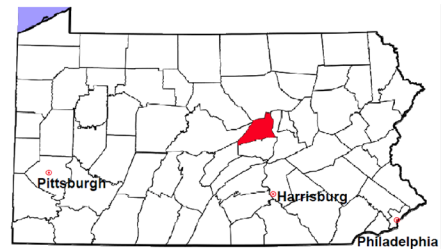


Note: Clearance Rate = Cases Processed / New Cases Filed



Union County

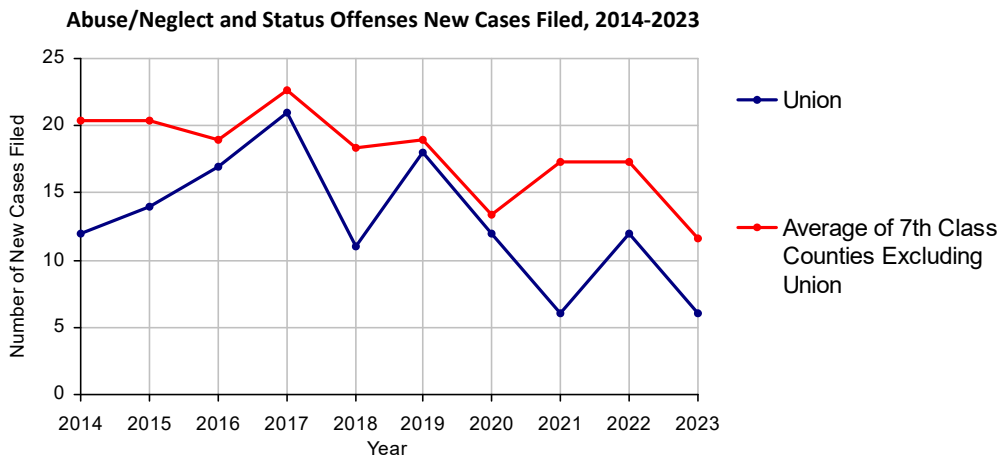
2023 Population estimate: 42,042
 Class of County: 7th
 No. of Common Pleas Court Judgeships: 2
 (Union and Snyder combined)



2023 Juvenile Dependency - Petitions Pending Adjudication

	Abuse/ Neglect	Status Offenses	Total
Cases Pending 1/1/2023	1	0	1
New Petitions Filed in 2023	6	0	6
Other	1	0	1
Total Petitions Available for Processing	8	0	8
Processed by:			
Adjudicated Dependent			
Judge	4	0	4
Juvenile Court Hearing Officer	0	0	0
Adjudicated NOT Dependent			
Judge	0	0	0
Juvenile Court Hearing Officer	0	0	0
Withdrawn/Dismissed/Inactive	4	0	4
Other	0	0	0
Total Petitions Processed	8	0	8
Cases Pending 12/31/2023	0	0	0

Data provided by CPCMS

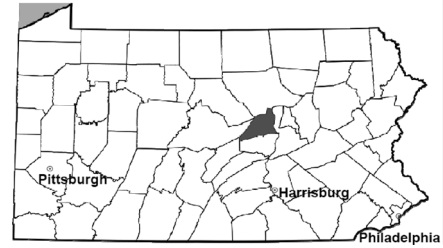


Union County

2023 Population estimate: 42,042

Class of County: 7th

No. of Common Pleas Court Judgeships: 2
(Union and Snyder combined)



2023 Juvenile Dependency - Adjudicated Dependent Inventory

	Abuse/ Neglect	Status Offenses	Total
Cases Pending 1/1/2023	8	0	8
New Adjudicated Dependent Cases	4	0	4
Other	0	0	0
Total Adjudicated Dependent Cases	12	0	12
<u>Court Supervision Terminated:</u>			
Family Reunification	1 16.7%	0	1 16.7%
Adoption	1 16.7%	0	1 16.7%
Placement with a Relative/Guardian	3 50.0%	0	3 50.0%
Aged Out	1 16.7%	0	1 16.7%
Other Permanency Outcomes*	0	0	0
Other**	0	0	0
Total Adjudicated Dependent Cases Terminated	6 100.0%	0 100.0%	6 100.0%
Cases Pending 12/31/2023	6	0	6

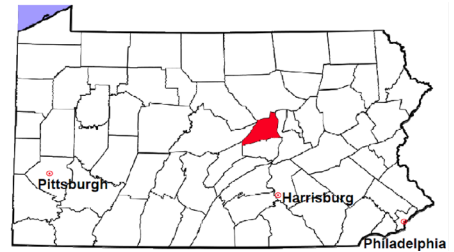
Data provided by CPCMS

* Other Permanency Outcomes include: adjudicated delinquent, death due to natural causes, emancipation, permanent living arrangement, and parent has come forward.

** Other includes cases where court supervision is terminated due to transfer out of jurisdiction, withdrawal and administrative closure.

Union County

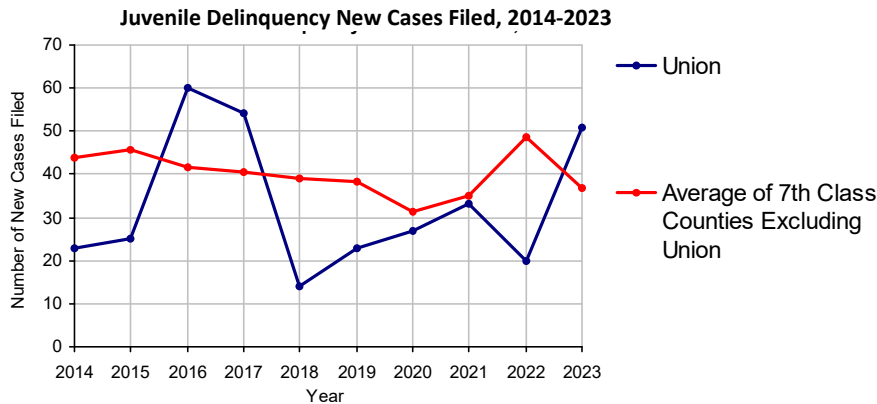
2023 Population estimate: 42,042
 Class of County: 7th
 No. of Common Pleas Court Judgeships: 2
 (Union and Snyder combined)



2023 Juvenile Delinquency - Cases Pending Disposition

Begin Pending	10
New Cases	51
Consent Decree Revoked	0
Informal Adjustment Program Revoked	0
Alternative Program Revoked	0
Warrant Returned	0
Other	10
Total Cases Available for Disposition	71
Warrant Issued	0
Disposed by:	
Adjudicated Delinquent by a Judge	14
Adjudicated Delinquent by a Juvenile Court Hearing Officer	0
Consent Decree Entered	5
Informal Adjustment Program Entered	14
Warned and Counseled (Pre-Petition)	0
Dismissed/Withdrawn/Transferred	4
Transferred to Criminal Court	0
Other	4
Total Cases Disposed	41
End Pending	30

Data provided by CPCMS



Union County



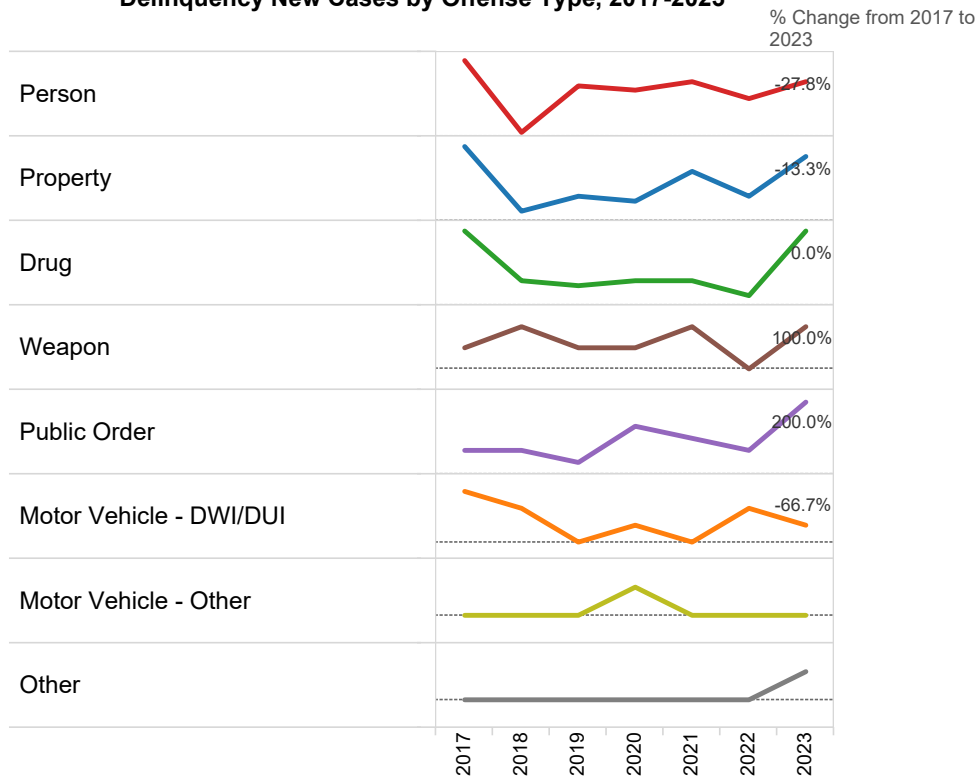
2023 Population: 42,042
 Class of County: 7th
 No. of Common Pleas Judgeships: 2
 (Union and Snyder combined)

2023 Delinquency - New Cases by Offense Type

Case Type	Felony	Misdemeanor	Summary	Total	
Person	7	6	0	13	25.5%
Property	1	12	0	13	25.5%
Drug	0	15	0	15	29.4%
Weapon	0	2	0	2	3.9%
Public Order	0	6	0	6	11.8%
Motor Vehicle - DWI/DUI	0	1	0	1	2.0%
Motor Vehicle - Other	0	0	0	0	0.0%
Other	0	0	1	1	2.0%
Total	8	42	1	51	100.0%
	15.7%	82.4%	2.0%	100.0%	

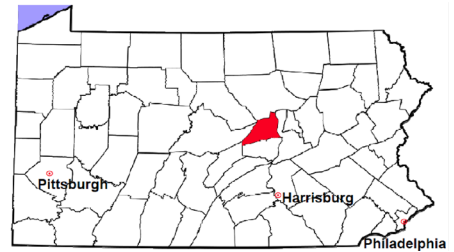
Data provided by CPCMS

Delinquency New Cases by Offense Type, 2017-2023



Union County

2023 Population estimate: 42,042
Class of County: 7th
No. of Common Pleas Court Judgeships: 2
(Union and Snyder combined)



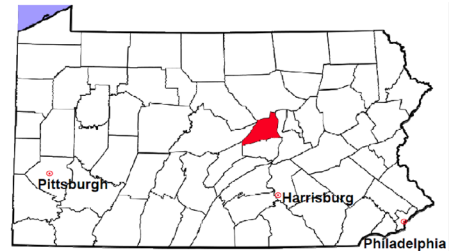
2023 Juvenile Delinquency - Formal Dispositions

Begin Pending	16
Adjudicated Delinquent by a Judge	14
Adjudicated Delinquent by a Juvenile Court Hearing Officer	0
Warrant Returned	0
Other	0
Total Adjudicated Delinquent Cases	30
Warrant Issued	0
Court Supervision Terminated:	
Conditions Satisfied	4
Compelling Reasons	1
Reached Age 21	0
Transferred to Another Juvenile Court	0
Other	1
Total Adjudicated Delinquent Cases Terminated	6
End Pending	24

(R) - Revised
Data provided by CPCMS

Union County

2023 Population estimate: 42,042
 Class of County: 7th
 No. of Common Pleas Court Judgeships: 2
 (Union and Snyder combined)

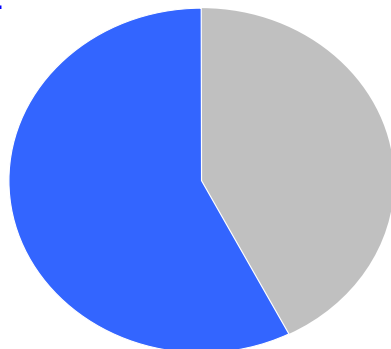


2023 Juvenile Delinquency - Informal Dispositions

Pending Consent Decrees	7
Pending Informal Adjustments	1
New Consent Decrees	5
New Informal Adjustments	14
Warrant Returned	0
Other	1
Cases Informally Disposed	28
Warrant Issued	0
Terminated by:	
Consent Decree Completed	4
Informal Adjustment Completed	6
Consent Decree Revoked	0
Informal Adjustment Program Revoked	0
Other	1
Total Informally Disposed Cases Terminated	11
End Pending	17

(R) - Revised
 Data provided by CPCMS

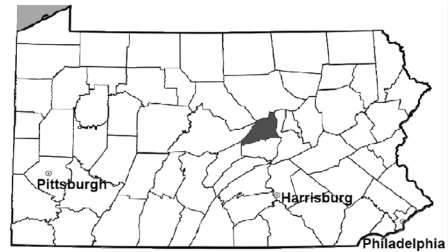
Informal Dispositions: **58%**



Delinquency Cases are disposed either formally, at a proceeding held before a judge or hearing officer, or informally without a proceeding. Informal dispositions include informal adjustments supervised by a juvenile probation officer; consent decrees agreed upon with the District Attorney after a petition is filed; or other pre-petition process by the juvenile probation department.

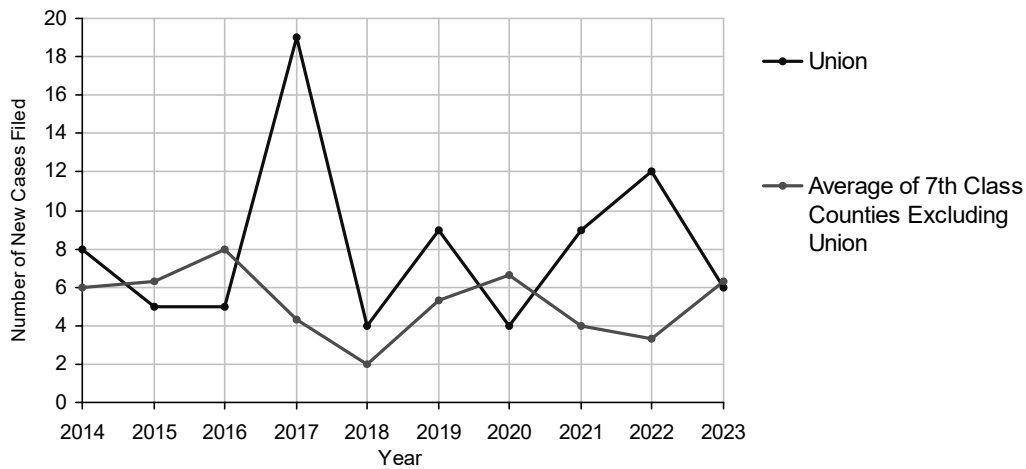
Union County

2023 Population estimate: 42,042
 Class of County: 7th
 No. of Common Pleas Court Judgeships: 2
 (Union and Snyder combined)



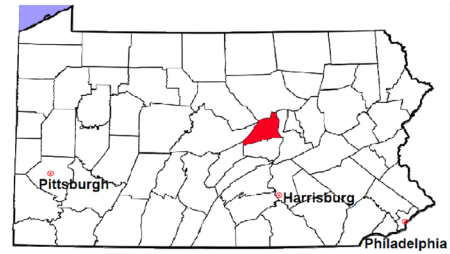
2023 Accounts	No. of Cases
Cases Pending 1/1/2023	1
New Cases Filed in 2023	6
Cases Available for Processing	7
Processed By:	
Contested before a Judge	0
Contested before a Non-Judicial Officer	0
Uncontested	6 100.0%
Other	0
Cases Processed	6 100.0%
Cases Pending 12/31/2023	1

Accounts New Cases Filed, 2014-2023



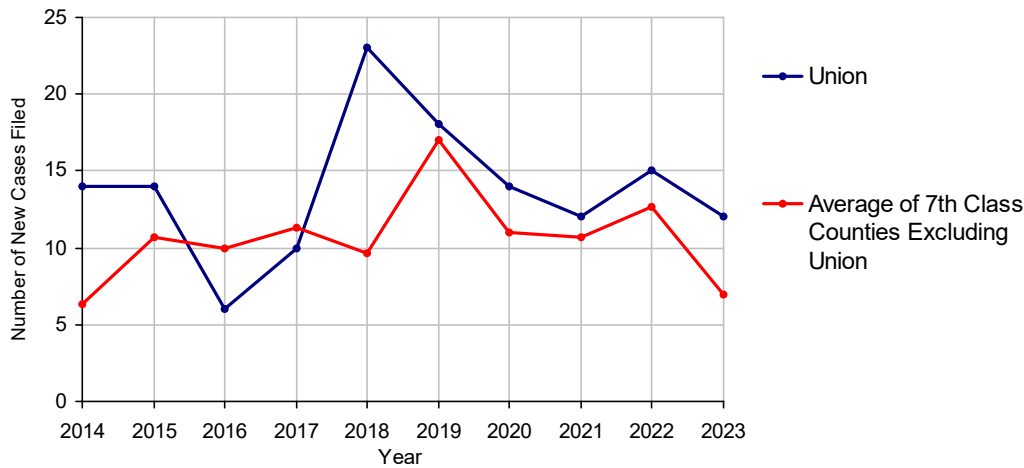
Union County

2023 Population estimate: 42,042
 Class of County: 7th
 No. of Common Pleas Court Judgeships: 2
 (Union and Snyder combined)



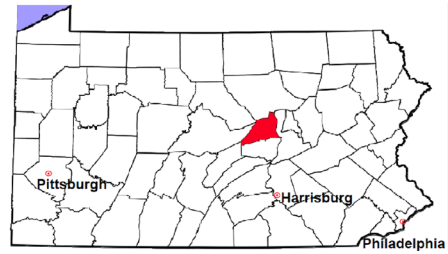
2023 Adoptions		No. of Cases	
Cases Pending 1/1/2023		6	
New Cases Filed in 2023		12	
Cases Available for Processing		18	
Processed By:			
Contested before a Judge	Granted	2	20.0%
	Denied	0	
Uncontested	Granted	8	80.0%
	Denied	0	
Other		0	
Cases Processed		10 100.0%	
Cases Pending 12/31/2023		8	

Adoptions New Cases Filed, 2014-2023



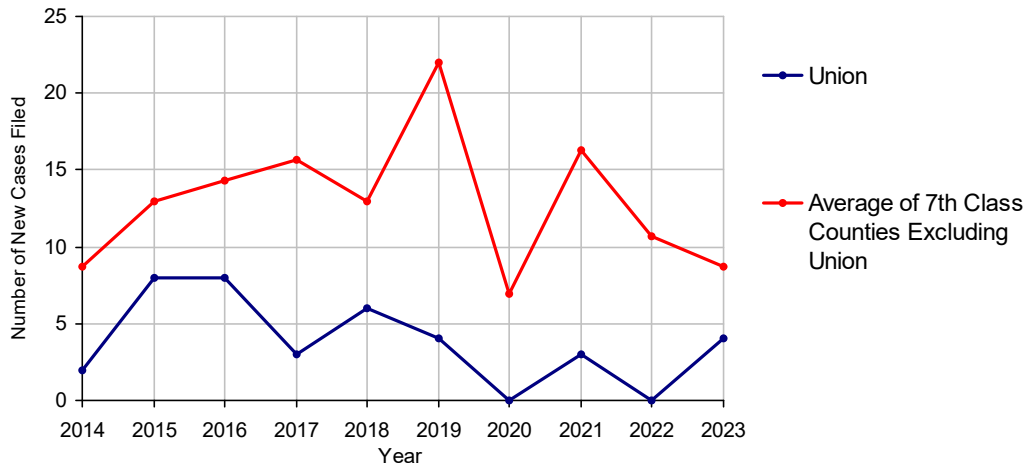
Union County

2023 Population estimate: 42,042
 Class of County: 7th
 No. of Common Pleas Court Judgeships: 2
 (Union and Snyder combined)



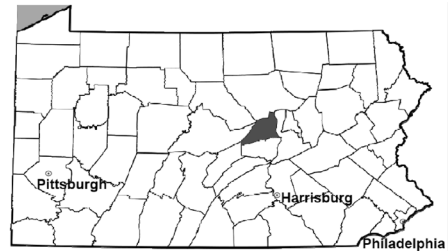
2023 Relinquishments/Terminations	No. of Cases	
Cases Pending 1/1/2023	0	
New Cases Filed in 2023	4	
Cases Available for Processing	4	
Processed By:		
Contested before a Judge	1	25.0%
Uncontested	3	75.0%
Other	0	
Cases Processed	4	100.0%
Cases Pending 12/31/2023	0	

Relinquishments/Terminations New Cases Filed, 2014-2023



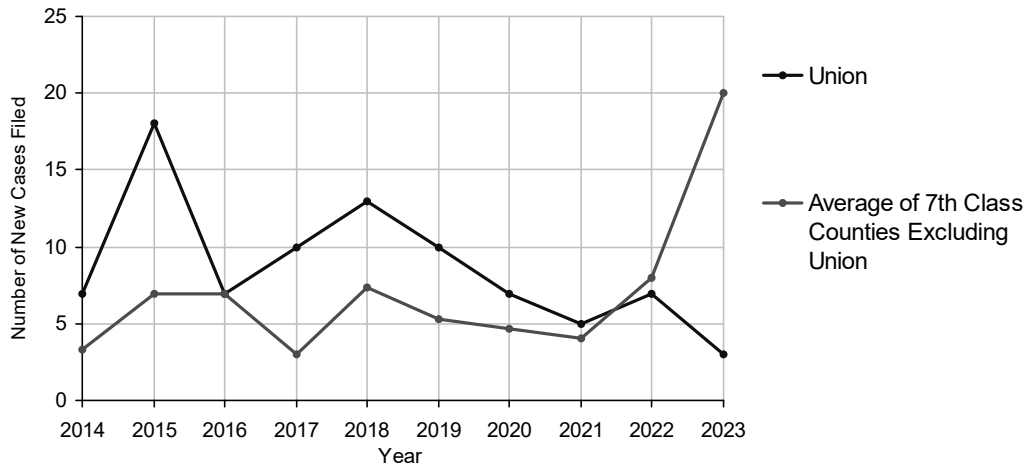
Union County

2023 Population estimate: 42,042
 Class of County: 7th
 No. of Common Pleas Court Judgeships: 2
 (Union and Snyder combined)



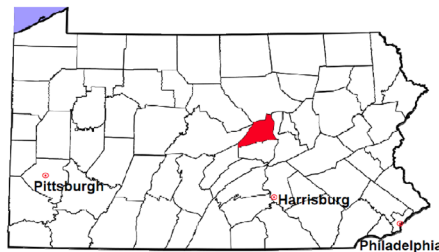
2023 Appointment of Guardians	No. of Cases
Cases Pending 1/1/2023	0
New Cases Filed in 2023	3
Cases Available for Processing	3
Processed By:	
Contested before a Judge	0
Uncontested	3 100.0%
Other	0
Cases Processed	3 100.0%
Cases Pending 12/31/2023	0

Appointment of Guardians New Cases Filed, 2014-2023



Union County

2023 Population estimate: 42,042
 Class of County: 7th
 No. of Common Pleas Court Judgeships: 2
 (Union and Snyder combined)



2023 Jury Yield and Utilization

Jury Yield

Qualification Questionnaires/Summonses Mailed:	961	A		
Returned Undeliverable:	57	B	5.9%	Of Qualification Questionnaires/ Summonses Mailed
Not Responded to:	130	C	13.5%	
the Number of Prospective Jurors:				
Disqualified:	70	D	7.3%	
Exempted:	10	E	1.0%	
Excused:	155	F	16.1%	
Deferred to New Term:	103	G	10.7%	
Deferred from Previous Term:	164	H	17.1%	
Total Number of Qualified Jurors Available for Service:	600	I	62.4%	

$I = A - B - C - D - E - F - G + H$

Jury Utilization

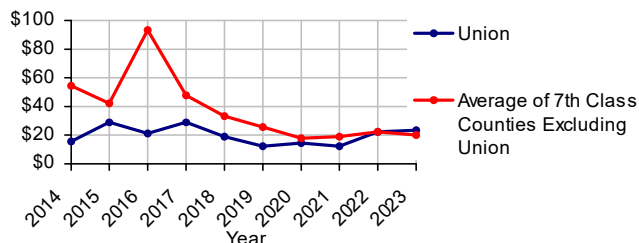
the Number of Jurors:			
Reporting for Service:	598	99.7%	Of Jurors Qualified and Available
Told Not to Report for Service:	416	69.3%	
Sent to Courtroom for Jury Selection (Voir Dire):	479	80.1%	Of Jurors Reporting for Service
Impaneled or Sworn (jurors/alternates):	196	32.8%	
Removed for Cause/Hardship:	59		
Removed by Peremptory Challenge:	223		
Number of Jury Trials Started:	14		
Pool Days:	6		
Zero Panel Days	0	0%	(Of Pool Days)

Jury Costs

Total Annual Budget for Juror Operations:	\$22,320.00	J
Average Cost Per Juror:	\$23.23	K

$K = J/A$

Average Cost Per Juror, 2014-2023




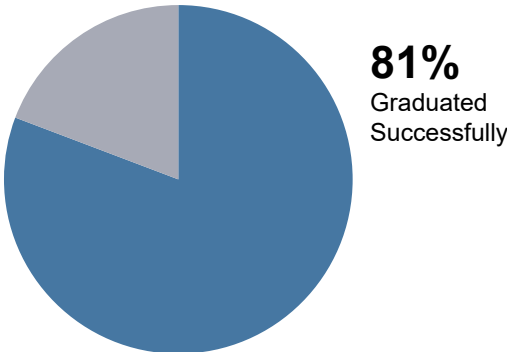
Snyder/Union County

2023 Problem Solving Courts

26 Discharges

20 Admissions

Of All Court Participants Discharged:



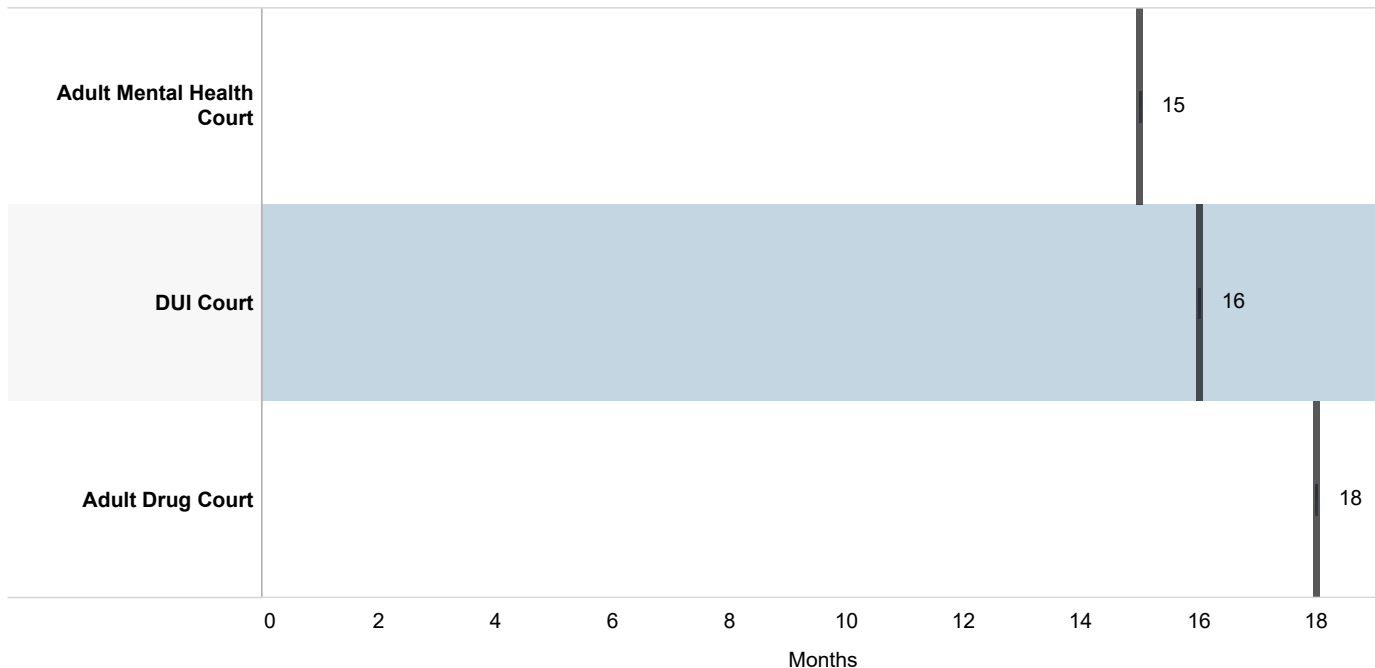
Discharge Reason

	Successfully Completed	Unsuccessful /Non-Compliant	Other	Total Discharges
Adult Drug Court	11 (68.8%)	4 (25.0%)	1 (6.3%)	16 (100.0%)
DUI Court	7 (100.0%)			7 (100.0%)
Adult Mental Health Court	3 (100.0%)			3 (100.0%)

Snyder/Union County

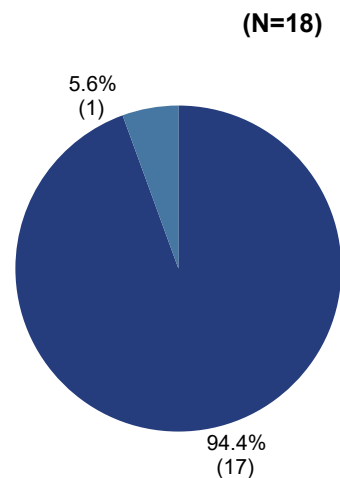

2023 Problem Solving Courts

Median Months from Admission to Discharge



Among successful graduates, there was a 64% increase in employment.

94% of the employed successful graduates were employed full time:



31% (8) of all participants have improved in **education level** at discharge.

■ Employed Full Time
■ Employed Part Time

DEPARTMENT OF RESEARCH & STATISTICS

KIM NIEVES, PH.D.

DIRECTOR

ANDREW GINDER, MPA

ASSISTANT DIRECTOR

YAN LIU, M.S.

SENIOR STATISTICAL ANALYST

SASANKA ADIKARI, PH.D

DATA SCIENTIST

AMANDA PEREIRA

RESEARCH ASSISTANT