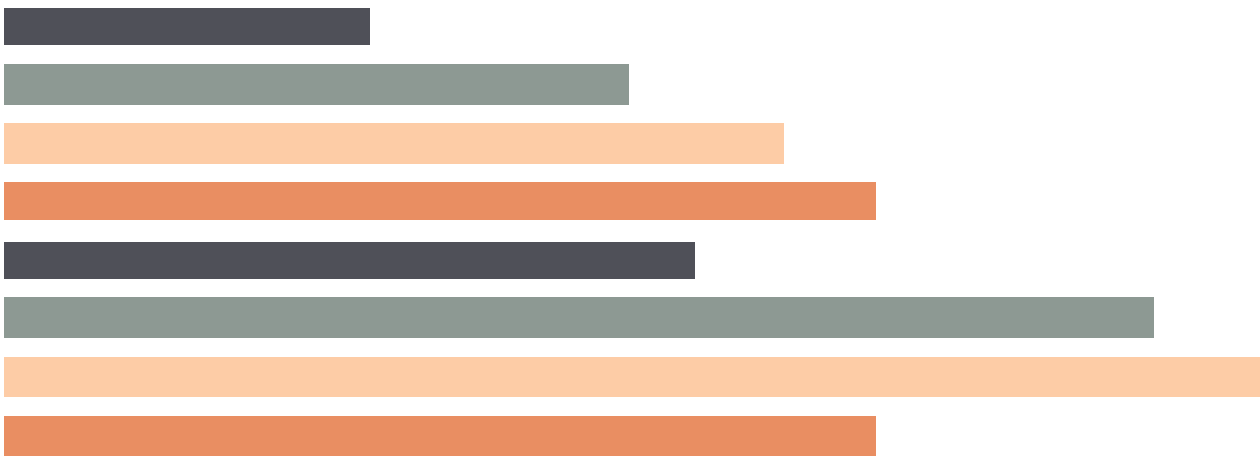
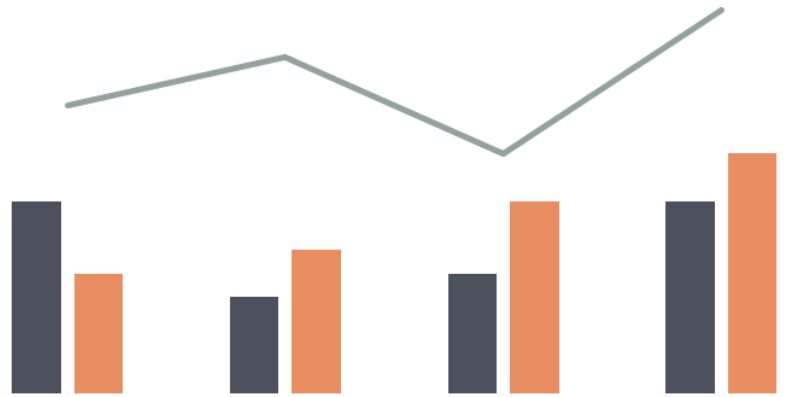
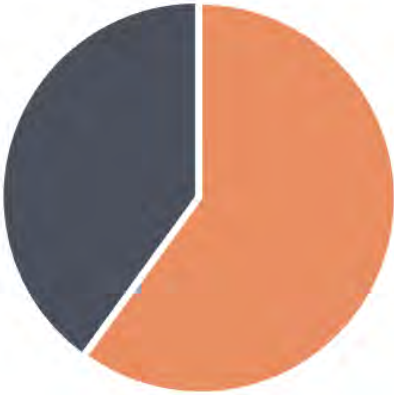


# 2023

Court of Common Pleas  
Caseload Statistics for


# Susquehanna County



We are pleased to provide you with a copy of the 2023 County Caseload Display pages. They can also be viewed on the AOPC webpage at [www.pacourts.us](http://www.pacourts.us) in the *News & Statistics* section under *Research & Statistics*.

Should you have any questions or comments, please do not hesitate to contact me at 717.231.3300.

Sincerely,

A handwritten signature in black ink, appearing to read "Sasanka", written over a horizontal line.

Sasanka Adikari, Ph.D.  
Data Scientist  
Department of Research and Statistics

# Table of Contents

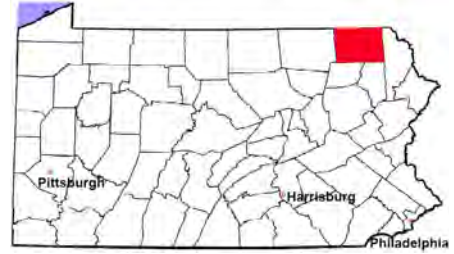
CPCMS Criminal .....	Page 1
CPCMS Criminal - New Cases by Case Type.....	Page 2
Civil.....	Page 3
Civil - Docketed Cases Listed by Case Type.....	Page 4
Protection From Abuse .....	Page 5
Spousal & Child Support and Paternity .....	Page 6
Custody/Partial Custody/Visitation.....	Page 7
Divorce .....	Page 8
Juvenile Dependency - Active Dependent Inventory .....	Page 9
Juvenile Dependency - Adjudicated Dependent Inventory .....	Page 10
Juvenile Delinquency - Cases Pending Disposition.....	Page 11
Juvenile Delinquency - New Cases by Case Type .....	Page 12
Juvenile Delinquency - Formal Dispositions .....	Page 13
Juvenile Delinquency - Informal Dispositions .....	Page 14
Accounts.....	Page 15
Adoptions.....	Page 16
Relinquishments/Terminations .....	Page 17
Appointment of Guardians .....	Page 18
Jury Yield and Utilization .....	Page 19

# Susquehanna County

2023 Population estimate: 38,109

Class of County: 6th

No. of Common Pleas Court Judgeships: 1



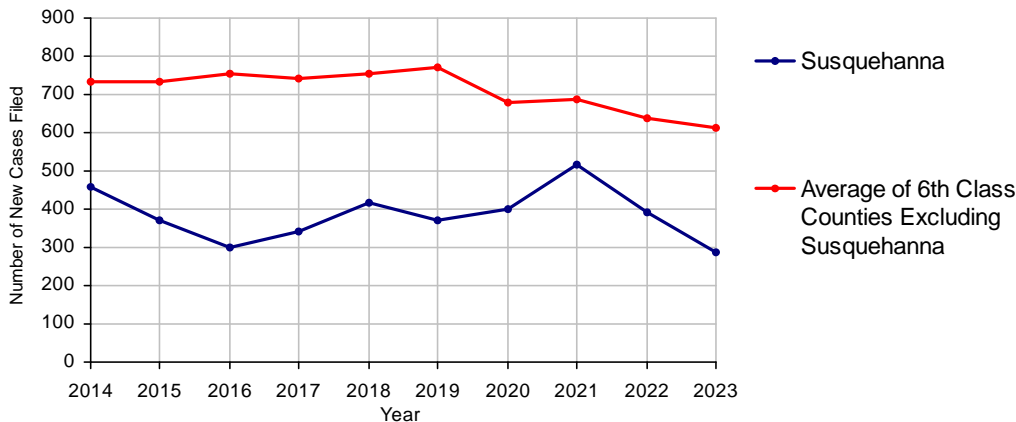
2023 Criminal	No. of Cases	
Cases Pending 1/1/2023	270	
New Cases Filed in 2023	287	
Reopened Cases	28	
<b>Cases Available for Processing</b>	<b>585</b>	
<b>Processed by:</b>		
Withdrawn/Dismissed	18	4.9%
Diversionsary Disposition*	73	19.8%
Guilty Plea	259	70.4%
Non-Jury Trial	3	0.8%
Jury Trial	2	0.5%
Inactive	7	1.9%
Other	6	1.6%
<b>Total Cases Processed</b>	<b>368</b>	<b>100.0%</b>
<b>Cases Pending 12/31/2023</b>	<b>217</b>	
Cases Awaiting Sentencing	12	

Age of Pending Cases as of 12/31/2023		
0-60 Days	43	19.8%
61-120 Days	21	9.7%
121-180 Days	31	14.3%
181-240 Days	31	14.3%
241-300 Days	32	14.7%
301-360 Days	14	6.5%
Over 360 Days	45	20.7%
<b>Total</b>	<b>217</b>	<b>100.0%</b>

Data provided by CPCMS

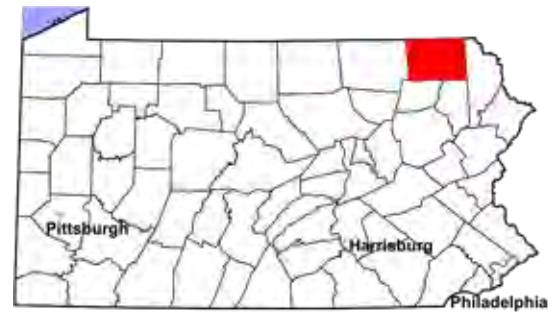
\* Includes other diversionsary programs such as Veterans Court.

Criminal New Cases, 2014-2023



# Susquehanna County

2023 Population: 38,109  
 Class of County: 6th  
 No. of Common Pleas Judgeships: 1

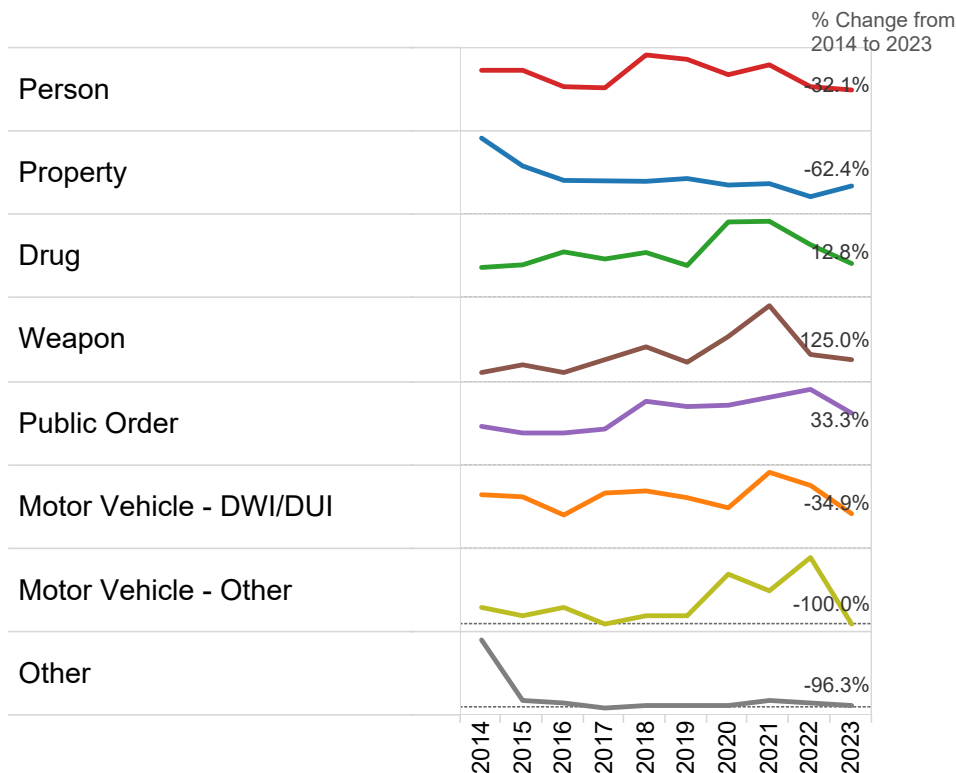


## 2023 Criminal - New Cases by Offense Type

Case Type	Felony	Misdemeanor	Summary	Total	
Person	23	15	0	38	13.2%
Property	49	13	0	62	21.6%
Drug	29	24	0	53	18.5%
Weapon	8	1	0	9	3.1%
Public Order	22	18	0	40	13.9%
Motor Vehicle - DWI/DUI	7	77	0	84	29.3%
Motor Vehicle - Other	0	0	0	0	0.0%
Other	1	0	0	1	0.3%
<b>Total</b>	<b>139</b>	<b>148</b>	<b>0</b>	<b>287</b>	<b>100.0%</b>
	<b>48.4%</b>	<b>51.6%</b>	<b>0.0%</b>	<b>100.0%</b>	

Data provided by CPCMS

### Criminal New Cases by Offense Type, 2014-2023



# Susquehanna County

2023 Population estimate: 38,109

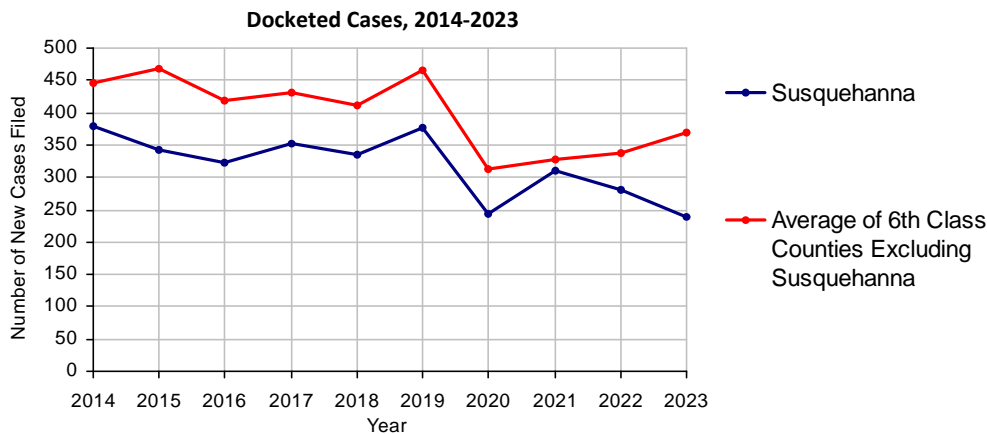
Class of County: 6th

No. of Common Pleas Court Judgeships: 1



2023 Civil	Civil Action	Other	Total
Cases Pending 1/1/2023	198	117	315
Docketed Cases	123	115	238
Arbitration Appeals	0	0	0
Transferred In	0	1	1
Returned to Active	0	0	0
<b>Cases Available for Processing</b>	<b>321</b>	<b>233</b>	<b>554</b>
Processed By:			
Default Judgments	55	29	84
Cases Decided by Arbitration Board	17	1	18
Dispositive Motions	13	44	57
Settlements	7	1	8
Moved to Inactive Status	0	22	22
Transferred/Withdrawn	14	5	19
Dismissed/Discontinued	93	32	125
Administrative Purge	13	3	16
Other	0	6	6
Jury Trial	0	0	0
Non-Jury Trial	5	12	17
<b>Total Cases Processed</b>	<b>217</b>	<b>155</b>	<b>372</b>
<b>Cases Pending 12/31/2023</b>	<b>104</b>	<b>78</b>	<b>182</b>

Age of Pending Cases as of 12/31/2023 (Civil Action Only)		
0-6 months	46	44.2%
7-12 months	16	15.4%
13-18 months	15	14.4%
19-24 months	3	2.9%
25-30 months	5	4.8%
31-36 months	4	3.8%
37-42 months	3	2.9%
43-48 months	1	1.0%
49-54 months	2	1.9%
55-60 months	2	1.9%
61-66 months	4	3.8%
67-72 months	0	
Over 72 months	3	2.9%
<b>Total</b>	<b>104</b>	<b>100.0%</b>



# Susquehanna County

2023 Population estimate: 38,109

Class of County: 6th

No. of Common Pleas Court Judgeships: 1



## 2023 Civil - Docketed Cases Listed by Case Type

### TORT 12 5.0%

*(does not include mass tort)*

Intentional	3
Malicious Prosecution	0
Motor Vehicle	2
Nuisance	1
Premise Liability	3
Product Liability	0
Slander/Libel/Defamation	0
Other	3

### MASS TORT 1 0.4%

Asbestos	0
Tobacco	0
Toxic Tort - DES	0
Toxic Tort - Implant	0
Toxic Waste	0
Other	1

### PROFESSIONAL LIABILITY 0

Dental	0
Legal	0
Medical Malpractice	0
Other	0

### CONTRACT 110 46.2%

*(does not include judgments)*

Buyer Plaintiff	0
Debt Collection: Credit Card	68
Debt Collection: Other	31
Employment Dispute: Discrimination	0
Employment Dispute: Other	0
Other	11

### Of the Docketed Cases:

Pro Se Filings:	16	6.7%	Class Action Suits:	0	MDJ Appeals:	11	4.6%
-----------------	----	------	---------------------	---	--------------	----	------

\*Civil Other

### REAL PROPERTY 51 21.4%

Ejectment*	8
Eminent Domain/Condemnation*	1
Ground Rent	0
Landlord/Tenant Dispute	0
Mortgage Foreclosure:	
Residential*	27
Commercial*	1
Partition of Real Property*	5
Quiet Title*	5
Other*	4

### CIVIL APPEALS 14 5.9%

*- Administrative Agencies*

Board of Assessment*	1
Board of Elections*	0
Dept. of Transportation*	7
Zoning Board*	0
Statutory Appeal - Other*	0
Other*	6

### MISCELLANEOUS 50 21.0%

Common Law/	
Statutory Arbitration*	0
Declaratory Judgment*	2
Mandamus*	1
Non-Domestic Relations	
Restraining Order*	0
Quo Warranto*	0
Replevin*	6
Other*	41

### TOTAL DOCKETED CASES: 238 100.0%

# Susquehanna County

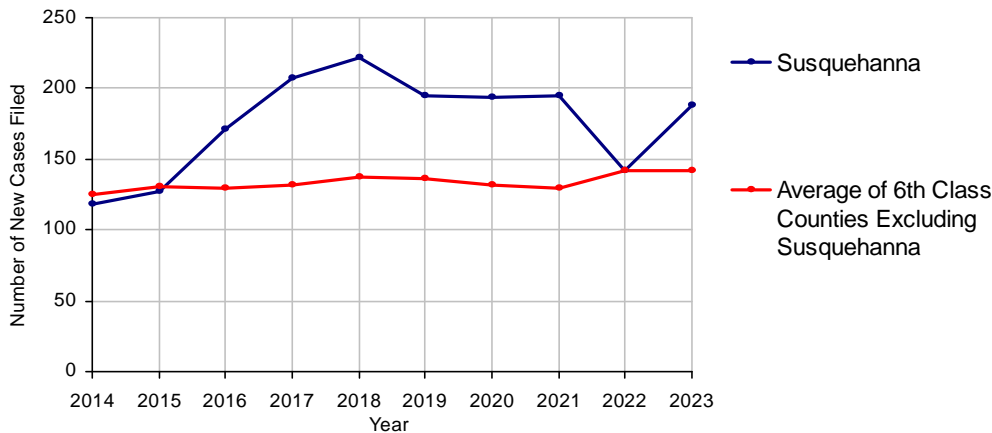
2023 Population estimate: 38,109  
 Class of County: 6th  
 No. of Common Pleas Court Judgeships: 1



## 2023 Protection From Abuse

	No. of Petitions
Cases Pending 1/1/2023	4
New Cases Filed in 2023	188
<i>Of these, Petitions Requesting Temporary Orders: 187 (99.5%)</i>	
<i>Temporary Orders DENIED: 14 (7.5%), Temporary Orders GRANTED: 173 (92.5%)</i>	
<b>Cases Available for Processing</b>	<b>192</b>
Processed By:	
Temporary Order DENIED After Ex Parte Hearing and No Evidentiary Hearing Scheduled	5 2.8%
Temporary Order DISMISSED After Evidentiary Hearing and No Final Order Entered	4 2.2%
Final Order DENIED After Evidentiary Hearing Before a Judge or a Judicial Officer	42 23.3%
Final Order GRANTED After Evidentiary Hearing Before a Judge or a Judicial Officer	82 45.6%
Plaintiff Did Not Appear For Evidentiary Hearing	5 2.8%
Final Order by STIPULATION OR AGREEMENT Between the Parties	7 3.9%
Petition WITHDRAWN by Plaintiff	29 16.1%
TRANSFERRED to Another Jurisdiction	0
Other	6 3.3%
<b>Cases Processed</b>	<b>180 100.0%</b>
<b>Cases Pending 12/31/2023</b>	<b>12</b>

PFA New Cases Filed, 2014-2023



Note. The average of 6th class counties for 2023 excludes Tioga County due to unavailable data.



# Susquehanna County

2023 Population estimate: 38,109

Class of County: 6th

No. of Common Pleas Court Judgeships: 1



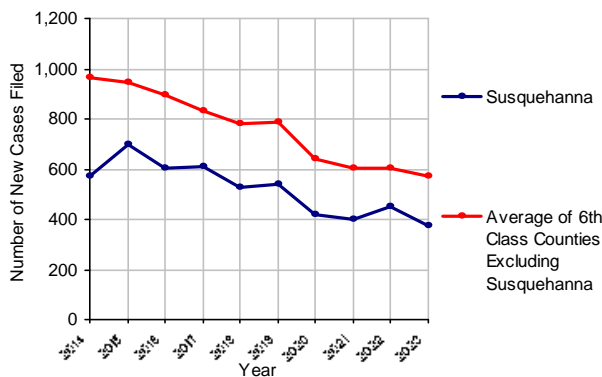
2023 Spousal & Child Support	No. of Petitions
Cases Pending 1/1/2023	48
New Cases Filed in 2023	376
Dockets Transferred In (+)	4
Dockets Transferred Out (-)	3
<b>Cases Available for Processing</b>	<b>425</b>
Processed By:	
Judge	12 3.2%
Intake Officer	312 82.8%
Hearing Officer	53 14.1%
Other	0
<b>Cases Processed</b>	<b>377 100.0%</b>
<b>Cases Pending 12/31/2023</b>	<b>48</b>

Data provided by PACSES

2023 Paternity	No. of Cases
<b>Acknowledgements Filed:</b>	
Non-Domestic Relations Section	36 81.8%
During Conference	7 15.9%
Non-Stipulated (post genetic test)	0
Pre-Trial Conference	1 2.3%
<b>Total</b>	<b>44 100.0%</b>
<b>Established:</b>	
Stipulated by Genetic Tests	1 5.6%
Default - Father Failed to Appear	0
Adjudication by Court Proceeding	0
Out of State	17 94.4%
<b>Total</b>	<b>18 100.0%</b>
<b>Cases Pending 12/31/2023</b>	<b>3</b>

Data provided by PACSES

Spousal & Child Support New Cases, 2014-2023



## DEFINITIONS:

### ACKNOWLEDGEMENTS FILED:

**NON-DOMESTIC RELATIONS SECTION:** The voluntary Acknowledgement of Paternity by the alleged father.  
**DURING CONFERENCE:** The alleged father signed the Acknowledgement of Paternity-Waiver of Trial (PE-010) at the initial child support conference.  
**NON-STIPULATED (POST GENETIC TEST):** The alleged father signed the Acknowledgement of Paternity-Waiver of Trial after genetic tests were conducted and resulted in the alleged father being determined to be the biological father.  
**PRE-TRIAL CONFERENCE:** The alleged father signed the Acknowledgement of Paternity-Waiver of Trial at the pre-trial conference.

### ESTABLISHED:

**STIPULATED BY GENETIC TESTS:** The alleged father requested genetic tests and signed a stipulation that if the test results had a 99% or higher probability of paternity then the alleged father would be stipulated as the biological father of the child.  
**DEFAULT - FATHER FAILED TO APPEAR:** The alleged father failed to appear after being served for either a support conference, hearing, or genetic test and a default paternity order was entered by the court.  
**ADJUDICATION BY COURT PROCEEDING:** The alleged father was determined to be the biological father of the child through a court proceeding.  
**OUT OF STATE:** Paternity was established in another state, "Out of state only".

# Susquehanna County

2023 Population Estimate: 38,109

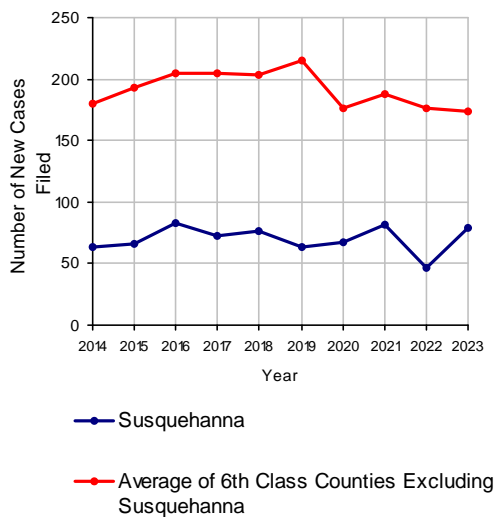
Class of County: 6th

No. of Common Pleas Court Judgeships: 1

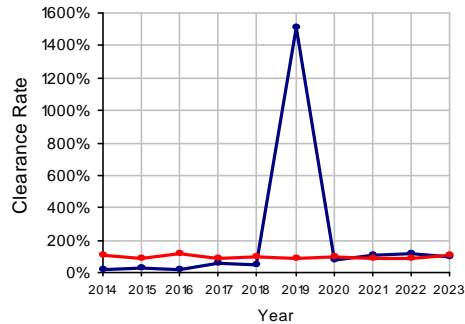


2023 Custody/Partial Custody/Visitation	No. of Petitions	
Cases Pending 1/1/2023	45	
New Cases Filed in 2023	79	
<b>Cases Available for Processing</b>	<b>124</b>	
Processed By:		
Judge	61	82.4%
Non-Judicial Officer	1	1.4%
Administrative Review/Purge	3	4.1%
Other	9	12.2%
<b>Cases Processed</b>	<b>74</b>	<b>100.0%</b>
<b>Cases Pending 12/31/2023</b>	<b>50</b>	

Custody/Partial Custody/Visitation New Cases Filed, 2014-2023

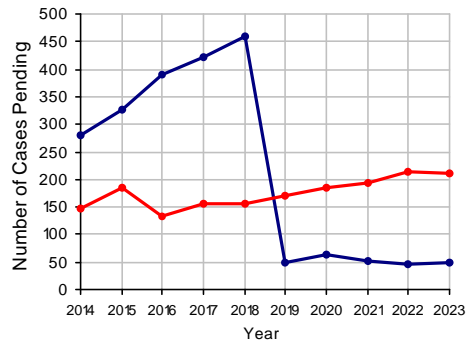


Clearance Rate, 2014-2023



Note: Clearance Rate = Cases Processed / New Cases Filed

Cases Pending at the End of Year, 2014-2023



# Susquehanna County

2023 Population estimate: 38,109

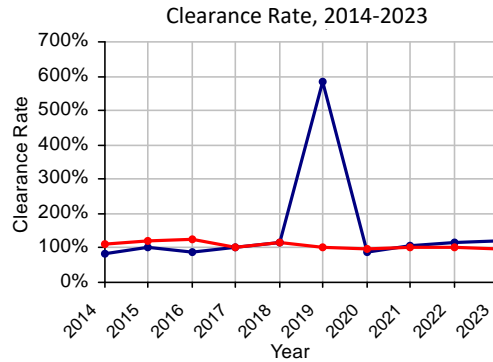
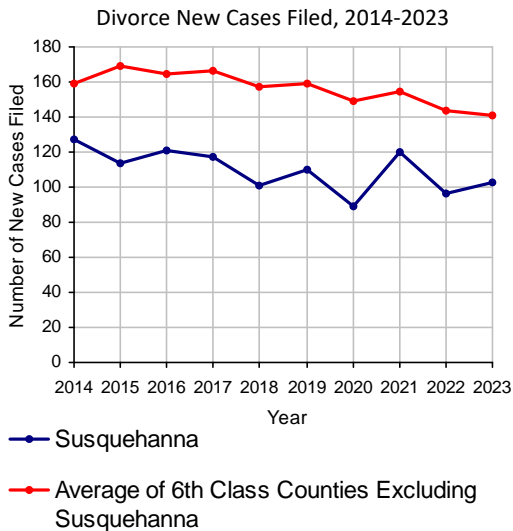
Class of County: 6th

No. of Common Pleas Court Judgeships: 1

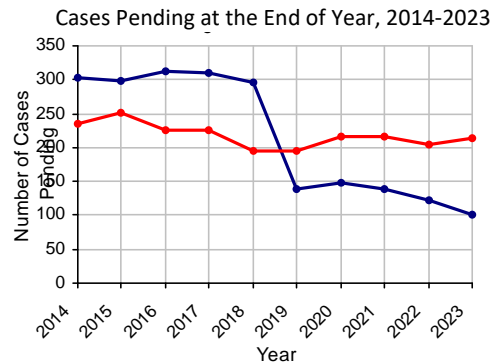


## 2023 Divorce

	No. of Petitions	
Cases Pending 1/1/2023	122	
New Cases Filed in 2023	103	
<b>Cases Available for Processing</b>	<b>225</b>	
Processed By:		
Contested Before a Judge	24	19.5%
Contested Before a Non-Judicial Officer	4	3.3%
Uncontested	63	51.2%
Administrative Review/Purge	5	4.1%
Other	27	22.0%
<b>Cases Processed</b>	<b>123</b>	<b>100.0%</b>
<b>Cases Pending 12/31/2023</b>	<b>102</b>	



Note: Clearance Rate = Cases Processed / New Cases Filed



# Susquehanna County

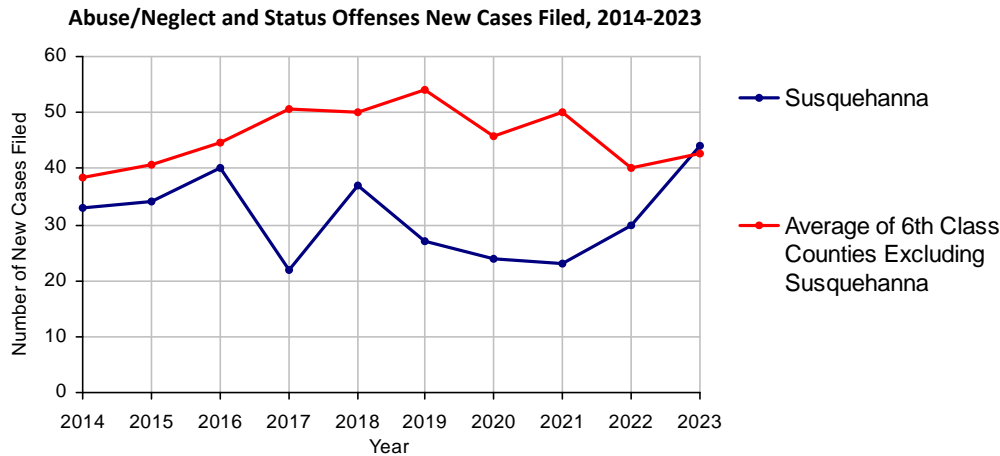
2023 Population estimate: 38,109  
 Class of County: 6th  
 No. of Common Pleas Court Judgeships: 1



## 2023 Juvenile Dependency - Petitions Pending Adjudication

	Abuse/ Neglect	Status Offenses	Total
Cases Pending 1/1/2023	0	0	0
New Petitions Filed in 2023	35	9	44
Other	2	0	2
<b>Total Petitions Available for Processing</b>	<b>37</b>	<b>9</b>	<b>46</b>
Processed by:			
Adjudicated Dependent			
Judge	33	7	40
Juvenile Court Hearing Officer	0	0	0
Adjudicated NOT Dependent			
Judge	0	0	0
Juvenile Court Hearing Officer	0	0	0
Withdrawn/Dismissed/Inactive	0	2	2
Other	0	0	0
<b>Total Petitions Processed</b>	<b>33</b>	<b>9</b>	<b>42</b>
<b>Cases Pending 12/31/2023</b>	<b>4</b>	<b>0</b>	<b>4</b>

Data provided by CPCMS



# Susquehanna County

2023 Population estimate: 38,109

Class of County: 6th

No. of Common Pleas Court Judgeships: 1



## 2023 Juvenile Dependency - Adjudicated Dependent Inventory

	Abuse/ Neglect		Status Offenses		Total
Cases Pending 1/1/2023	45		0		45
New Adjudicated Dependent Cases	33		7		40
Other	5		0		5
<b>Total Adjudicated Dependent Cases</b>	<b>83</b>		<b>7</b>		<b>90</b>
<b><u>Court Supervision Terminated:</u></b>					
Family Reunification	18	47.4%	0		18 42.9%
Adoption	9	23.7%	0		9 21.4%
Placement with a Relative/Guardian	11	28.9%	4	100.0%	15 35.7%
Aged Out	0		0		0
Other Permanency Outcomes*	0		0		0
Other**	0		0		0
<b>Total Adjudicated Dependent Cases Terminated</b>	<b>38</b>	<b>100.0%</b>	<b>4</b>	<b>100.0%</b>	<b>42 100.0%</b>
<b>Cases Pending 12/31/2023</b>	<b>45</b>		<b>3</b>		<b>48</b>

Data provided by CPCMS

\* Other Permanency Outcomes include: adjudicated delinquent, death due to natural causes, emancipation, permanent living arrangement, and parent has come forward.

\*\* Other includes cases where court supervision is terminated due to transfer out of jurisdiction, withdrawal and administrative closure.

# Susquehanna County

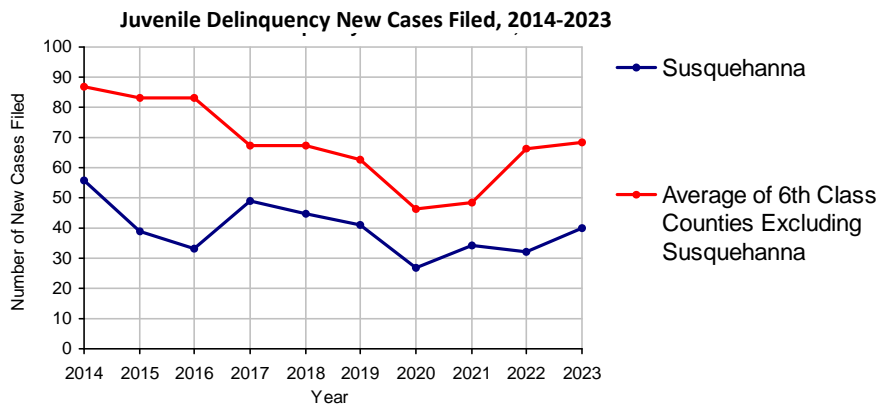
2023 Population estimate: 38,109  
 Class of County: 6th  
 No. of Common Pleas Court Judgeships: 1



## 2023 Juvenile Delinquency - Cases Pending Disposition

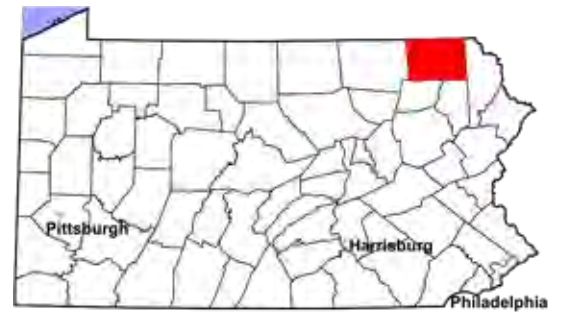
<b>Begin Pending</b>	<b>15</b>
New Cases	40
Consent Decree Revoked	0
Informal Adjustment Program Revoked	0
Alternative Program Revoked	0
Warrant Returned	0
Other	4
<b>Total Cases Available for Disposition</b>	<b>59</b>
<b>Warrant Issued</b>	<b>0</b>
<b>Disposed by:</b>	
Adjudicated Delinquent by a Judge	10
Adjudicated Delinquent by a Juvenile Court Hearing Officer	0
Consent Decree Entered	10
Informal Adjustment Program Entered	15
Warned and Counseled (Pre-Petition)	0
Dismissed/Withdrawn/Transferred	10
Transferred to Criminal Court	0
Other	2
<b>Total Cases Disposed</b>	<b>47</b>
<b>End Pending</b>	<b>12</b>

Data provided by CPCMS



# Susquehanna County

2023 Population: 38,109  
 Class of County: 6th  
 No. of Common Pleas Judgeships: 1

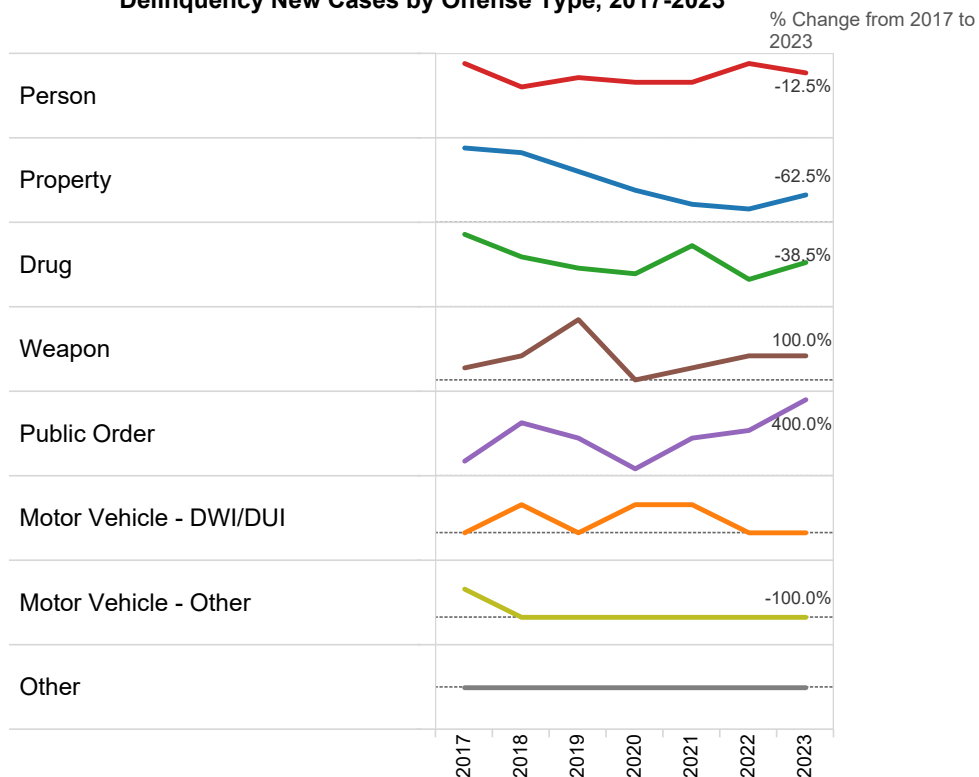


## 2023 Delinquency - New Cases by Offense Type

Case Type	Felony	Misdemeanor	Summary	Total	
Person	4	10	0	14	35.0%
Property	2	4	0	6	15.0%
Drug	0	8	0	8	20.0%
Weapon	0	2	0	2	5.0%
Public Order	0	10	0	10	25.0%
Motor Vehicle - DWI/DUI	0	0	0	0	0.0%
Motor Vehicle - Other	0	0	0	0	0.0%
Other	0	0	0	0	0.0%
<b>Total</b>	<b>6</b>	<b>34</b>	<b>0</b>	<b>40</b>	<b>100.0%</b>
	<b>15.0%</b>	<b>85.0%</b>	<b>0.0%</b>	<b>100.0%</b>	

Data provided by CPCMS

### Delinquency New Cases by Offense Type, 2017-2023



# Susquehanna County

2023 Population estimate: 38,109

Class of County: 6th

No. of Common Pleas Court Judgeships: 1



---

## 2023 Juvenile Delinquency - Formal Dispositions

---

<b>Begin Pending</b>	<b>15</b>
Adjudicated Delinquent by a Judge	10
Adjudicated Delinquent by a Juvenile Court Hearing Officer	0
Warrant Returned	0
Other	4
<b>Total Adjudicated Delinquent Cases</b>	<b>29</b>
<b>Warrant Issued</b>	<b>0</b>
<b>Court Supervision Terminated:</b>	
Conditions Satisfied	5
Compelling Reasons	0
Reached Age 21	0
Transferred to Another Juvenile Court	1
Other	2
<b>Total Adjudicated Delinquent Cases Terminated</b>	<b>8</b>
<b>End Pending</b>	<b>21</b>

---

(R) - Revised

Data provided by CPCMS



# Susquehanna County

2023 Population estimate: 38,109  
 Class of County: 6th  
 No. of Common Pleas Court Judgeships: 1

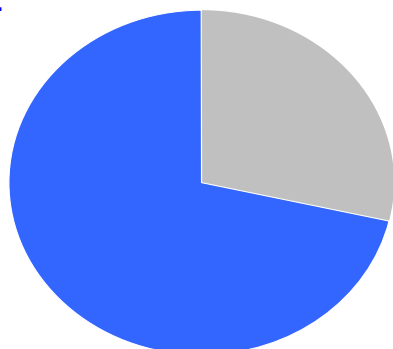


## 2023 Juvenile Delinquency - Informal Dispositions

<b>Pending Consent Decrees</b>	<b>7</b>
<b>Pending Informal Adjustments</b>	<b>5</b>
New Consent Decrees	10
<b>New Informal Adjustments</b>	<b>15</b>
Warrant Returned	0
<b>Other</b>	<b>0</b>
<b>Cases Informally Disposed</b>	<b>37</b>
<b>Warrant Issued</b>	<b>0</b>
<b>Terminated by:</b>	
Consent Decree Completed	9
<b>Informal Adjustment Completed</b>	<b>13</b>
Consent Decree Revoked	0
Informal Adjustment Program Revoked	0
<b>Other</b>	<b>1</b>
<b>Total Informally Disposed Cases Terminated</b>	<b>23</b>
<b>End Pending</b>	<b>14</b>

(R) - Revised  
 Data provided by CPCMS

Informal Dispositions: **71%**



Delinquency Cases are disposed either formally, at a proceeding held before a judge or hearing officer, or informally without a proceeding. Informal dispositions include informal adjustments supervised by a juvenile probation officer; consent decrees agreed upon with the District Attorney after a petition is filed; or other pre-petition process by the juvenile probation department.

# Susquehanna County

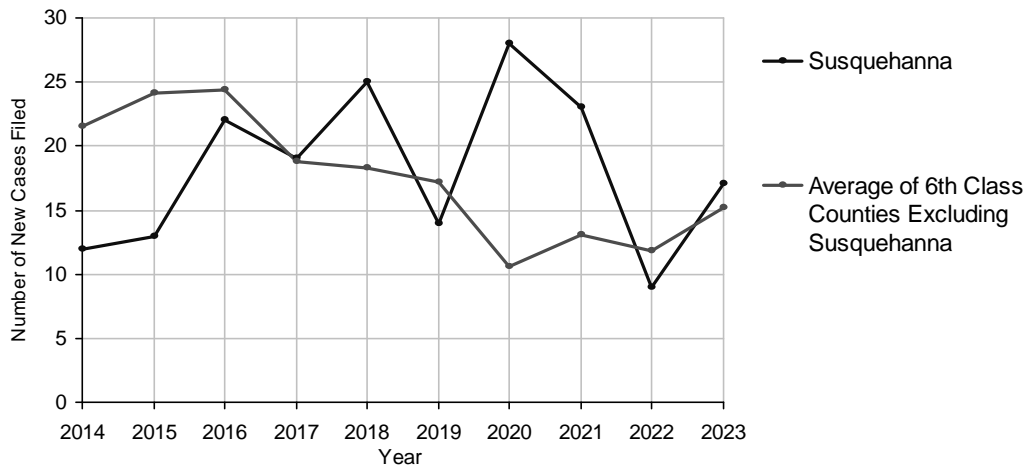
2023 Population estimate: 38,109  
 Class of County: 6th  
 No. of Common Pleas Court Judgeships: 1



<b>2023 Accounts</b>	<b>No. of Cases</b>
Cases Pending 1/1/2023	3 (R)
New Cases Filed in 2023	17
<b>Cases Available for Processing</b>	<b>20</b>
Processed By:	
Contested before a Judge	1      9.1%
Contested before a Non-Judicial Officer	0
Uncontested	10      90.9%
Other	0
<b>Cases Processed</b>	<b>11      100.0%</b>
<b>Cases Pending 12/31/2023</b>	<b>9</b>

(R) - Revised

**Accounts New Cases Filed, 2014-2023**



# Susquehanna County

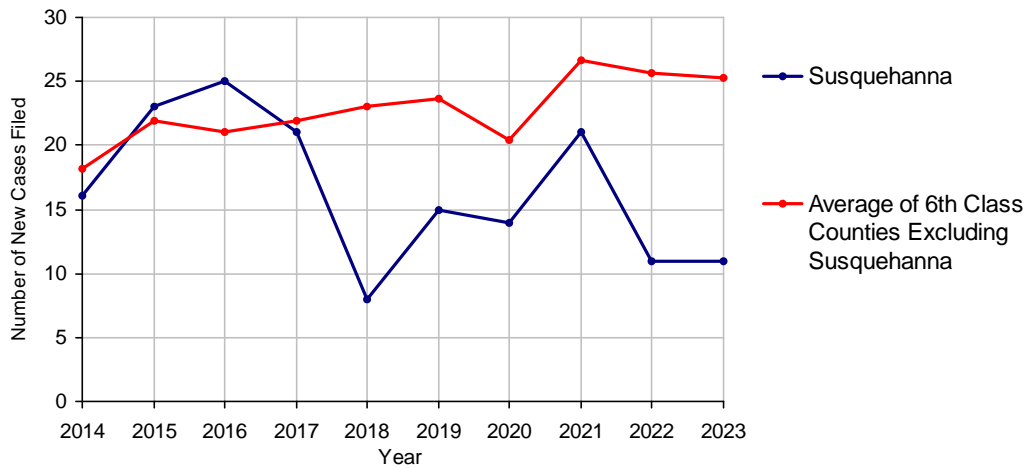
2023 Population estimate: 38,109  
 Class of County: 6th  
 No. of Common Pleas Court Judgeships: 1



<b>2023 Adoptions</b>	<b>No. of Cases</b>
Cases Pending 1/1/2023	14 <sup>(R)</sup>
New Cases Filed in 2023	11
<b>Cases Available for Processing</b>	<b>25</b>
Processed By:	
Contested before a Judge	5    26.3%
Granted	0
Denied	0
Uncontested	14    73.7%
Granted	0
Denied	0
Other	0
<b>Cases Processed</b>	<b>19    100.0%</b>
<b>Cases Pending 12/31/2023</b>	<b>6</b>

(R) - Revised

**Adoptions New Cases Filed, 2014-2023**

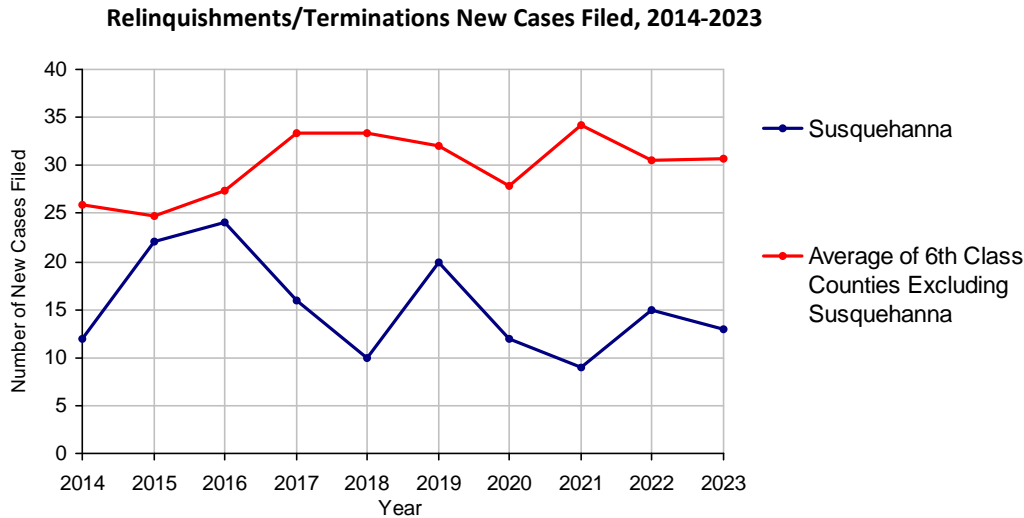


# Susquehanna County

2023 Population estimate: 38,109  
 Class of County: 6th  
 No. of Common Pleas Court Judgeships: 1



<b>2023 Relinquishments/Terminations</b>	<b>No. of Cases</b>
Cases Pending 1/1/2023	2
New Cases Filed in 2023	13
<b>Cases Available for Processing</b>	<b>15</b>
Processed By:	
Contested before a Judge	1    12.5%
Uncontested	7    87.5%
Other	0
<b>Cases Processed</b>	<b>8    100.0%</b>
<b>Cases Pending 12/31/2023</b>	<b>7</b>

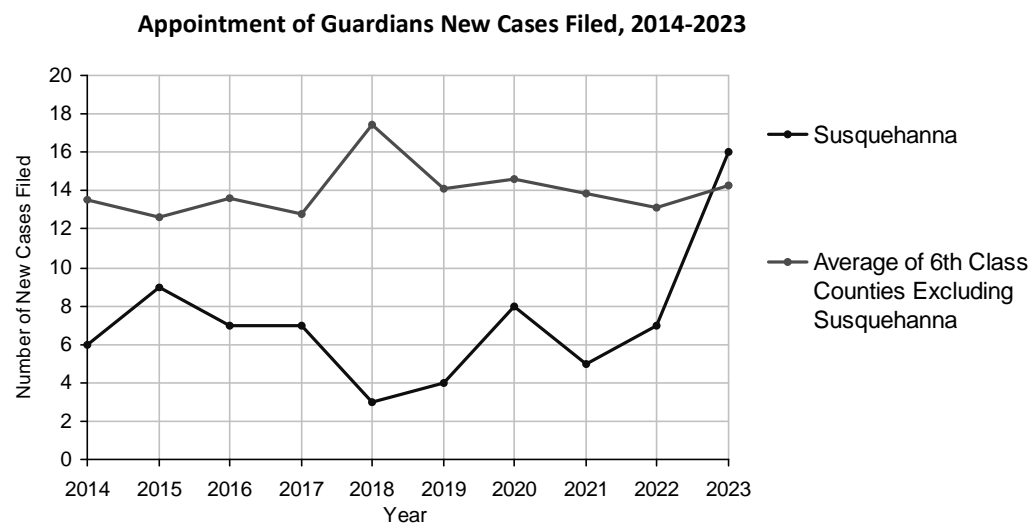


# Susquehanna County

2023 Population estimate: 38,109  
 Class of County: 6th  
 No. of Common Pleas Court Judgeships: 1



<b>2023 Appointment of Guardians</b>	<b>No. of Cases</b>
Cases Pending 1/1/2023	2
New Cases Filed in 2023	16
<b>Cases Available for Processing</b>	<b>18</b>
Processed By:	
Contested before a Judge	2    22.2%
Uncontested	7    77.8%
Other	0
<b>Cases Processed</b>	<b>9    100.0%</b>
<b>Cases Pending 12/31/2023</b>	<b>9</b>



# Susquehanna County

2023 Population estimate: 38,109  
 Class of County: 6th  
 No. of Common Pleas Court Judgeships: 1



## 2023 Jury Yield and Utilization

### Jury Yield

Qualification Questionnaires/Summonses Mailed:	1,198	A		
Returned Undeliverable:	26	B	2.2%	Of Qualification Questionnaires/ Summonses Mailed
Not Responded to:	44	C	3.7%	
the Number of Prospective Jurors:				
Disqualified:	345	D	28.8%	
Exempted:	0	E		
Excused:	256	F	21.4%	
Deferred to New Term:	43	G	3.6%	
Deferred from Previous Term:	72	H	6.0%	
<b>Total Number of Qualified Jurors Available for Service:</b>	<b>556</b>	<b>I</b>	<b>46.4%</b>	

$I = A - B - C - D - E - F - G + H$

### Jury Utilization

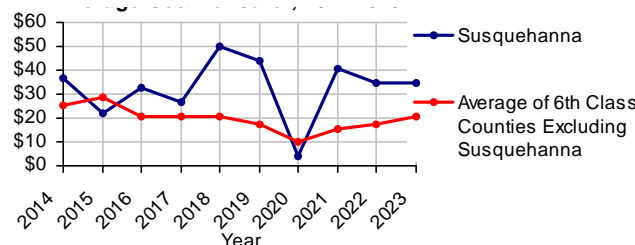
the Number of Jurors:			
Reporting for Service:	97	17.4%	Of Jurors Qualified and Available
Told Not to Report for Service:	443	79.7%	
Sent to Courtroom for Jury Selection (Voir Dire):	51	52.6%	Of Jurors Reporting for Service
Impaneled or Sworn (jurors/alternates):	28	28.9%	
Removed for Cause/Hardship:	1		
Removed by Peremptory Challenge:	22		
Number of Jury Trials Started:	2		
Pool Days:	2		
Zero Panel Days	1	50.0%	(Of Pool Days)

### Jury Costs

Total Annual Budget for Juror Operations:	\$41,831.00	J
Average Cost Per Juror:	\$34.92	K

$K = J/A$

Average Cost Per Juror, 2014-2023





DEPARTMENT OF RESEARCH & STATISTICS

KIM NIEVES, PH.D.

DIRECTOR

ANDREW GINDER, MPA

ASSISTANT DIRECTOR

YAN LIU, M.S.

SENIOR STATISTICAL ANALYST

SASANKA ADIKARI, PH.D

DATA SCIENTIST

AMANDA PEREIRA

RESEARCH ASSISTANT