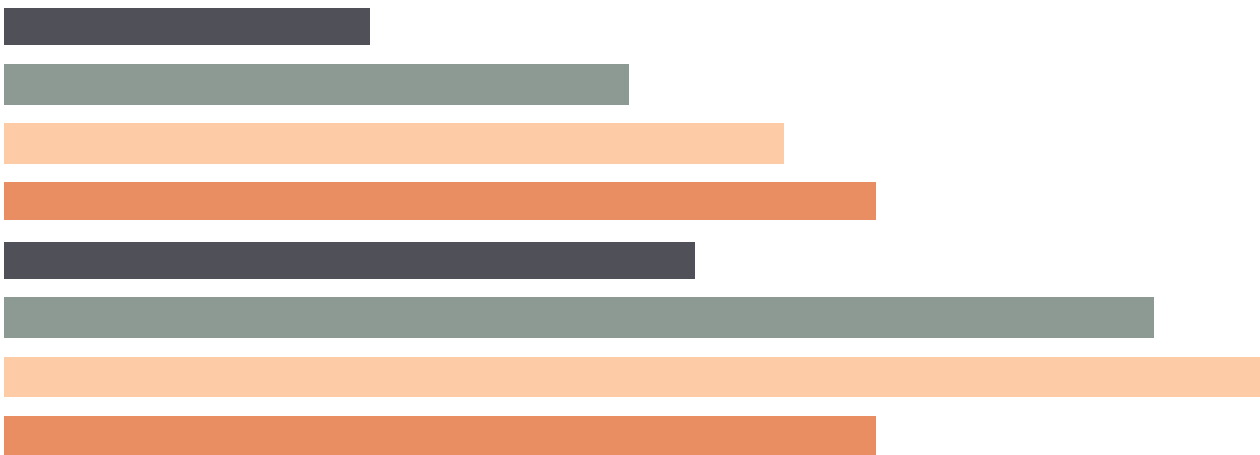
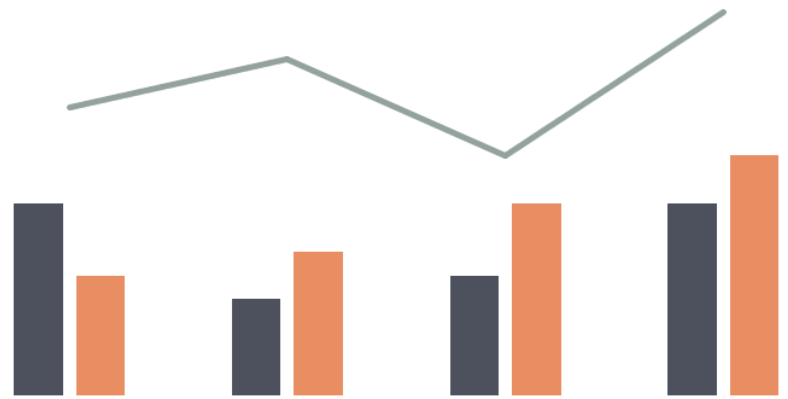


2023

Court of Common Pleas
Caseload Statistics for


Venango County



We are pleased to provide you with a copy of the 2023 County Caseload Display pages. They can also be viewed on the AOPC webpage at www.pacourts.us in the *News & Statistics* section under *Research & Statistics*.

Should you have any questions or comments, please do not hesitate to contact me at 717.231.3300 .

Sincerely,

A handwritten signature in black ink, appearing to read 'Sasanka', is written over a horizontal line. The signature is fluid and cursive.

Sasanka Adikari, Ph.D.
Data Scientist
Department of Research and Statistics

Table of Contents

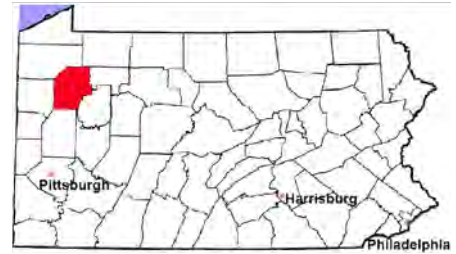
CPCMS Criminal	Page 1
CPCMS Criminal - New Cases by Case Type.....	Page 2
Civil.....	Page 3
Civil - Docketed Cases Listed by Case Type.....	Page 4
Protection From Abuse	Page 5
Spousal & Child Support and Paternity	Page 6
Custody/Partial Custody/Visitation.....	Page 7
Divorce	Page 8
Juvenile Dependency - Active Dependent Inventory	Page 9
Juvenile Dependency - Adjudicated Dependent Inventory	Page 10
Juvenile Delinquency - Cases Pending Disposition.....	Page 11
Juvenile Delinquency - New Cases by Case Type	Page 12
Juvenile Delinquency - Formal Dispositions	Page 13
Juvenile Delinquency - Informal Dispositions	Page 14
Accounts.....	Page 15
Adoptions.....	Page 16
Relinquishments/Terminations	Page 17
Appointment of Guardians	Page 18
Jury Yield and Utilization	Page 19
Problem Solving Courts.....	Pages 20-21

Venango County

2023 Population estimate: 49,431

Class of County: 6th

No. of Common Pleas Court Judgeships: 2



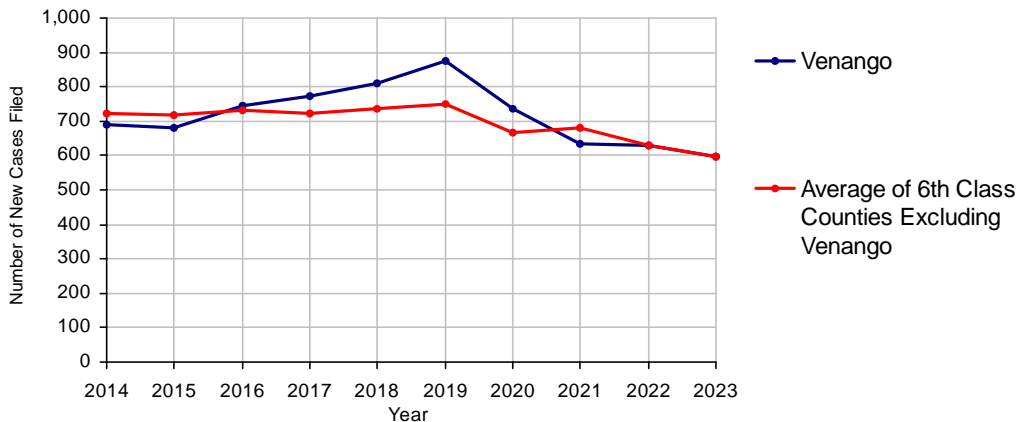
2023 Criminal	No. of Cases	
Cases Pending 1/1/2023	257	
New Cases Filed in 2023	596	
Reopened Cases	29	
Cases Available for Processing	882	
Processed by:		
Withdrawn/Dismissed	34	5.3%
Diversionsary Disposition*	68	10.6%
Guilty Plea	514	80.3%
Non-Jury Trial	2	0.3%
Jury Trial	10	1.6%
Inactive	10	1.6%
Other	2	0.3%
Total Cases Processed	640	100.0%
Cases Pending 12/31/2023	242	
Cases Awaiting Sentencing	46	

Age of Pending Cases as of 12/31/2023		
0-60 Days	74	30.6%
61-120 Days	63	26.0%
121-180 Days	38	15.7%
181-240 Days	11	4.5%
241-300 Days	7	2.9%
301-360 Days	10	4.1%
Over 360 Days	39	16.1%
Total	242	100.0%

Data provided by CPCMS

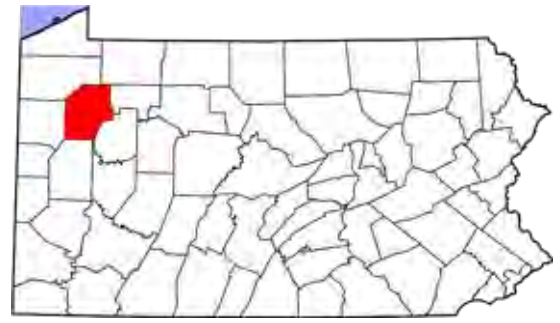
* Includes other diversionary programs such as Veterans Court.

Criminal New Cases, 2014-2023



Venango County

2023 Population: 49,431
 Class of County: 6th
 No. of Common Pleas Judgeships: 2

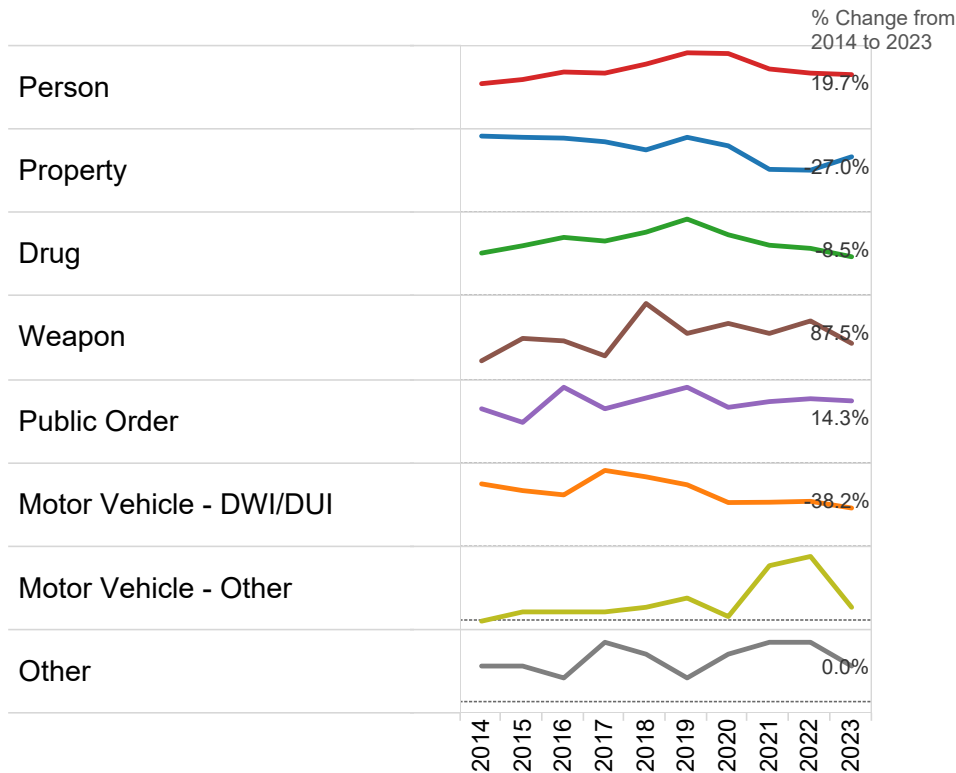


2023 Criminal - New Cases by Offense Type

Case Type	Felony	Misdemeanor	Summary	Total	
Person	85	61	0	146	24.5%
Property	78	60	0	138	23.2%
Drug	26	49	0	75	12.6%
Weapon	13	2	0	15	2.5%
Public Order	29	59	0	88	14.8%
Motor Vehicle - DWI/DUI	7	121	0	128	21.5%
Motor Vehicle - Other	1	2	0	3	0.5%
Other	3	0	0	3	0.5%
Total	242	354	0	596	100.0%
	40.6%	59.4%	0.0%	100.0%	

Data provided by CPCMS

Criminal New Cases by Offense Type, 2014-2023

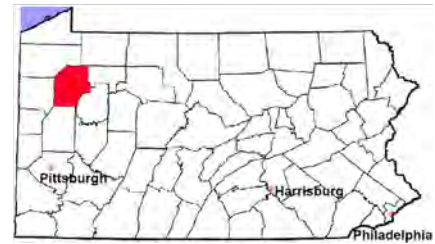


Venango County

2023 Population estimate: 49,431

Class of County: 6th

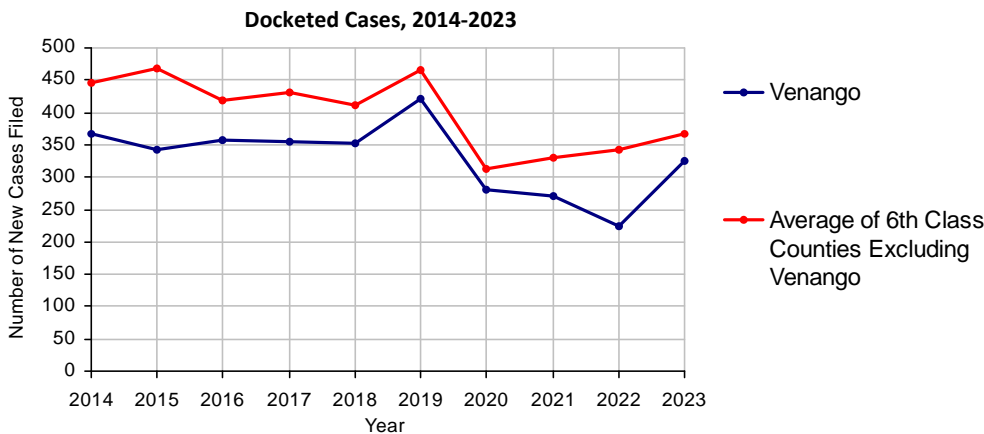
No. of Common Pleas Court Judgeships: 2



2023 Civil	Civil Action	Other	Total
Cases Pending 1/1/2023	401	684	1,085 ^(R)
Docketed Cases	190	136	326
Arbitration Appeals	16	30	46
Transferred In	0	0	0
Returned to Active	0	0	0
Cases Available for Processing	607	850	1,457
Processed By:			
Default Judgments	21	10	31
Cases Decided by Arbitration Board	1	1	2
Dispositive Motions	0	0	0
Settlements	17	9	26
Moved to Inactive Status	0	0	0
Transferred/Withdrawn	0	0	0
Dismissed/Discontinued	59	28	87
Administrative Purge	8	109	117
Other	142	395	537
Jury Trial	0	0	0
Non-Jury Trial	0	0	0
Total Cases Processed	248	552	800
Cases Pending 12/31/2023	359	298	657

Age of Pending Cases as of 12/31/2023 (Civil Action Only)		
0-6 months	91	25.3%
7-12 months	59	16.4%
13-18 months	62	17.3%
19-24 months	21	5.8%
25-30 months	7	1.9%
31-36 months	12	3.3%
37-42 months	8	2.2%
43-48 months	11	3.1%
49-54 months	20	5.6%
55-60 months	17	4.7%
61-66 months	13	3.6%
67-72 months	11	3.1%
Over 72 months	27	7.5%
Total	359	100.0%

(R) - Revised

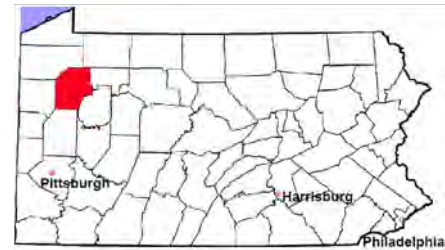


Venango County

2023 Population estimate: 49,431

Class of County: 6th

No. of Common Pleas Court Judgeships: 2



2023 Civil - Docketed Cases Listed by Case Type

TORT	17	5.2%	REAL PROPERTY	77	23.6%
<i>(does not include mass tort)</i>			Ejectment*	4	
Intentional	1		Eminent Domain/Condemnation*	2	
Malicious Prosecution	0		Ground Rent	0	
Motor Vehicle	8		Landlord/Tenant Dispute	4	
Nuisance	0		Mortgage Foreclosure:		
Premise Liability	3		Residential*	53	
Product Liability	0		Commercial*	2	
Slander/Libel/Defamation	1		Partition of Real Property*	2	
Other	4		Quiet Title*	2	
MASS TORT	0		Other*	8	
Asbestos	0		CIVIL APPEALS	16	4.9%
Tobacco	0		<i>- Administrative Agencies</i>		
Toxic Tort - DES	0		Board of Assessment*	0	
Toxic Tort - Implant	0		Board of Elections*	0	
Toxic Waste	0		Dept. of Transportation*	11	
Other	0		Zoning Board*	1	
PROFESSIONAL LIABILITY	3	0.9%	Statutory Appeal - Other*	0	
Dental	0		Other*	4	
Legal	0		MISCELLANEOUS	47	14.4%
Medical Malpractice	2		Common Law/		
Other	1		Statutory Arbitration*	0	
CONTRACT	166	50.9%	Declaratory Judgment*	3	
<i>(does not include judgments)</i>			Mandamus*	0	
Buyer Plaintiff	0		Non-Domestic Relations		
Debt Collection: Credit Card	98		Restraining Order*	3	
Debt Collection: Other	54		Quo Warranto*	0	
Employment Dispute: Discrimination	1		Replevin*	5	
Employment Dispute: Other	2		Other*	36	
Other	11		TOTAL DOCKETED CASES:	326	100.0%

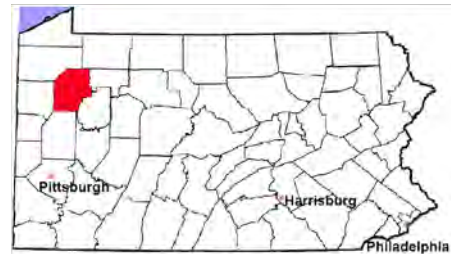
Of the Docketed Cases:

Pro Se Filings: 24 7.4% Class Action Suits: 5 1.5% MDJ Appeals: 7 2.1%

*Civil Other

Venango County

2023 Population estimate: 49,431
 Class of County: 6th
 No. of Common Pleas Court Judgeships: 2



2023 Protection From Abuse

**No. of
Petitions**

Cases Pending 1/1/2023	131
New Cases Filed in 2023	137
<i>Of these, Petitions Requesting Temporary Orders: 137 (100.0%)</i>	
<i>Temporary Orders DENIED: 11 (8.0%), Temporary Orders GRANTED: 126 (92.0%)</i>	

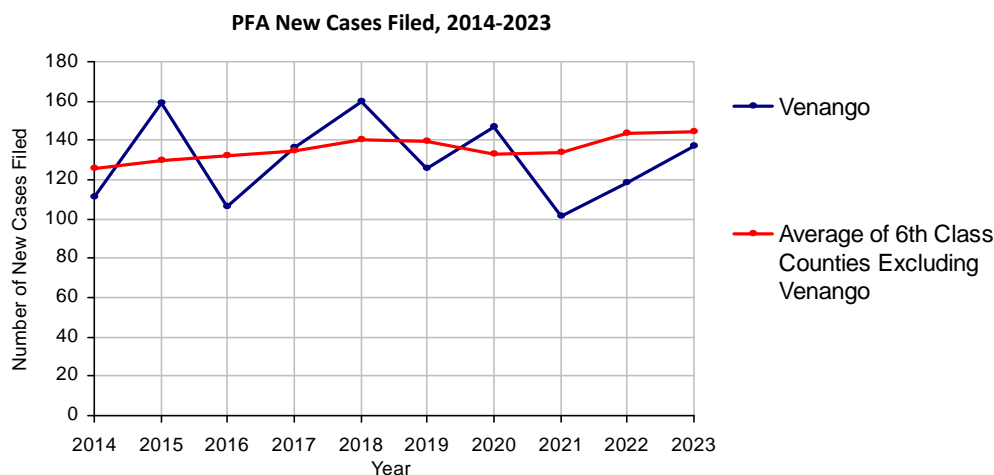
Cases Available for Processing 268

Processed By:

Temporary Order DENIED After Ex Parte Hearing and No Evidentiary Hearing Scheduled	0	
Temporary Order DISMISSED After Evidentiary Hearing and No Final Order Entered	0	
Final Order DENIED After Evidentiary Hearing Before a Judge or a Judicial Officer	7	9.7%
Final Order GRANTED After Evidentiary Hearing Before a Judge or a Judicial Officer	54	75.0%
Plaintiff Did Not Appear For Evidentiary Hearing	1	1.4%
Final Order by STIPULATION OR AGREEMENT Between the Parties	8	11.1%
Petition WITHDRAWN by Plaintiff	1	1.4%
TRANSFERRED to Another Jurisdiction	0	
Other	1	1.4%

Cases Processed 72 100.0%

Cases Pending 12/31/2023 196



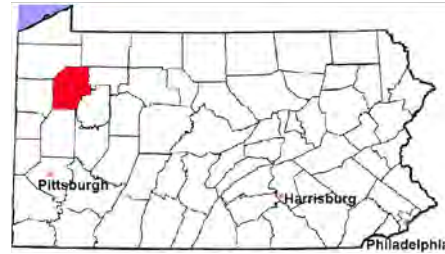
Note. The average of 6th class counties for 2023 excludes Tioga County due to unavailable data.

Venango County

2023 Population estimate: 49,431

Class of County: 6th

No. of Common Pleas Court Judgeships: 2



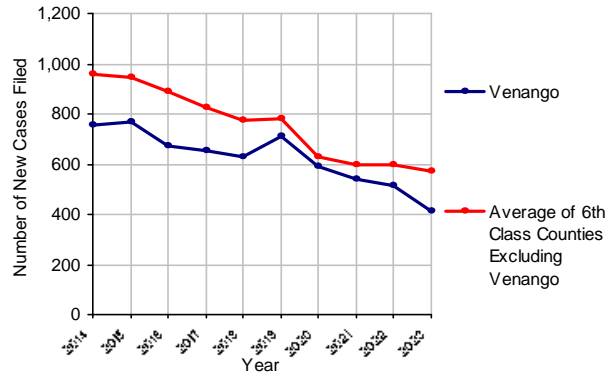
2023 Spousal & Child Support	No. of Petitions
Cases Pending 1/1/2023	87
New Cases Filed in 2023	411
Dockets Transferred In (+)	3
Dockets Transferred Out (-)	6
Cases Available for Processing	495
Processed By:	
Judge	5 1.2%
Intake Officer	349 82.5%
Hearing Officer	69 16.3%
Other	0
Cases Processed	423 100.0%
Cases Pending 12/31/2023	72

Data provided by PACSES

2023 Paternity	No. of Cases
Acknowledgements Filed:	
Non-Domestic Relations Section	35 76.1%
During Conference	1 2.2%
Non-Stipulated (post genetic test)	0
Pre-Trial Conference	10 21.7%
Total	46 100.0%
Established:	
Stipulated by Genetic Tests	4 19.0%
Default - Father Failed to Appear	4 19.0%
Adjudication by Court Proceeding	0
Out of State	13 61.9%
Total	21 100.0%
Cases Pending 12/31/2023	6

Data provided by PACSES

Spousal & Child Support New Cases, 2014-2023



DEFINITIONS:

ACKNOWLEDGEMENTS FILED:

NON-DOMESTIC RELATIONS SECTION: The voluntary Acknowledgement of Paternity by the alleged father.
DURING CONFERENCE: The alleged father signed the Acknowledgement of Paternity-Waiver of Trial (PE-010) at the initial child support conference.
NON-STIPULATED (POST GENETIC TEST): The alleged father signed the Acknowledgement of Paternity-Waiver of Trial after genetic tests were conducted and resulted in the alleged father being determined to be the biological father.
PRE-TRIAL CONFERENCE: The alleged father signed the Acknowledgement of Paternity-Waiver of Trial at the pre-trial conference.

ESTABLISHED:

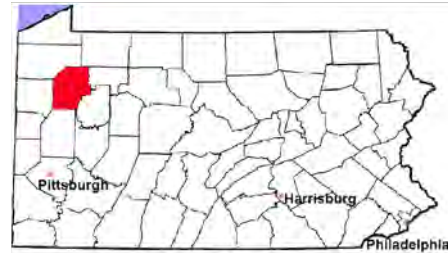
STIPULATED BY GENETIC TESTS: The alleged father requested genetic tests and signed a stipulation that if the test results had a 99% or higher probability of paternity then the alleged father would be stipulated as the biological father of the child.
DEFAULT - FATHER FAILED TO APPEAR: The alleged father failed to appear after being served for either a support conference, hearing, or genetic test and a default paternity order was entered by the court.
ADJUDICATION BY COURT PROCEEDING: The alleged father was determined to be the biological father of the child through a court proceeding.
OUT OF STATE: Paternity was established in another state, "Out of state only".

Venango County

2023 Population Estimate: 49,431

Class of County: 6th

No. of Common Pleas Court Judgeships: 2



2023 Custody/Partial Custody/Visitation

No. of Petitions

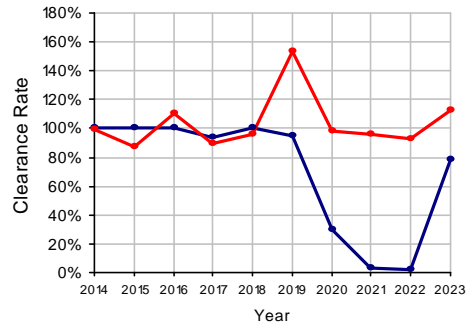
Cases Pending 1/1/2023	1,187 ^(R)	
New Cases Filed in 2023	66	
Cases Available for Processing	1,253	
Processed By:		
Judge	0	
Non-Judicial Officer	0	
Administrative Review/Purge	11	21.2%
Other	41	78.8%
Cases Processed	52	100.0%

Cases Pending 12/31/2023

1,201

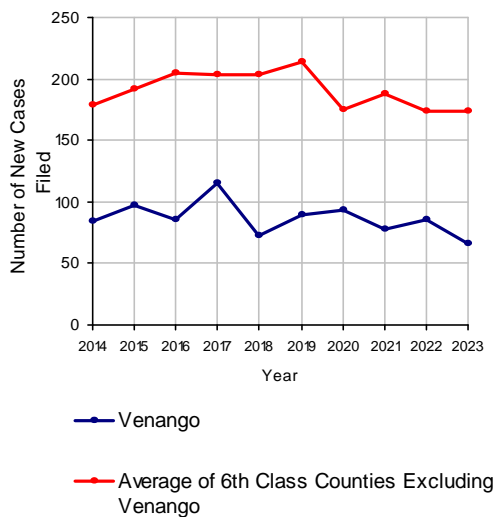
(R) - Revised

Clearance Rate, 2014-2023

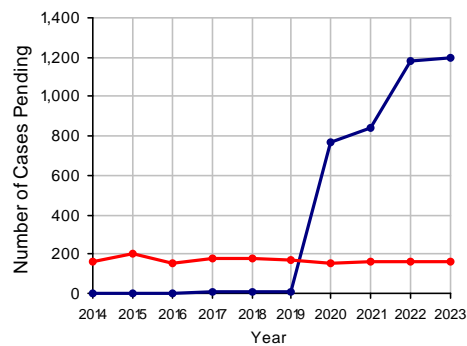


Note: Clearance Rate = Cases Processed / New Cases Filed

Custody/Partial Custody/Visitation New Cases Filed, 2014-2023



Cases Pending at the End of Year, 2014-2023

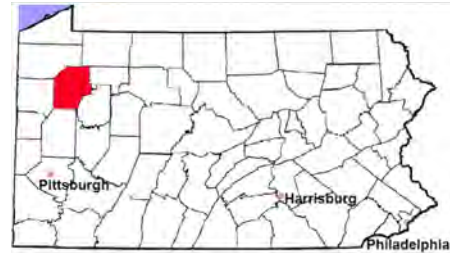


Venango County

2023 Population estimate: 49,431

Class of County: 6th

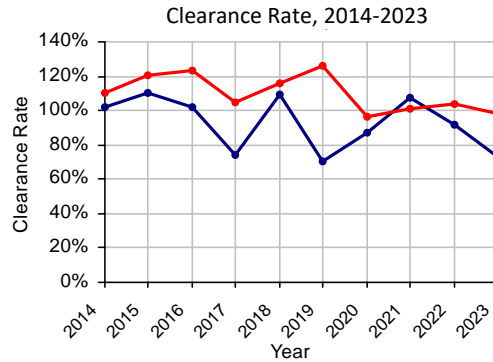
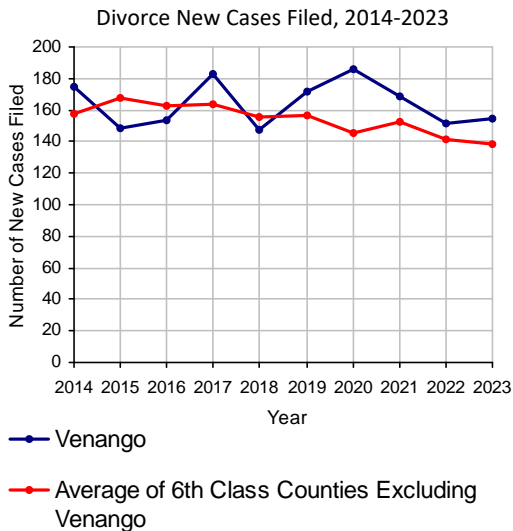
No. of Common Pleas Court Judgeships: 2



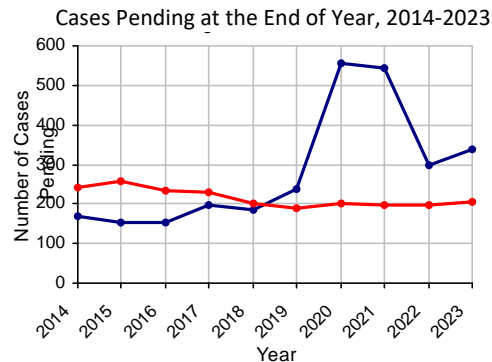
2023 Divorce

	No. of Petitions	
Cases Pending 1/1/2023	296 ^(R)	
New Cases Filed in 2023	155	
Cases Available for Processing	451	
Processed By:		
Contested Before a Judge	0	
Contested Before a Non-Judicial Officer	0	
Uncontested	90	79.6%
Administrative Review/Purge	1	0.9%
Other	22	19.5%
Cases Processed	113	100.0%
Cases Pending 12/31/2023	338	

(R) - Revised

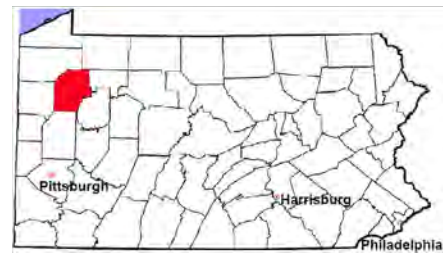


Note: Clearance Rate = Cases Processed / New Cases Filed



Venango County

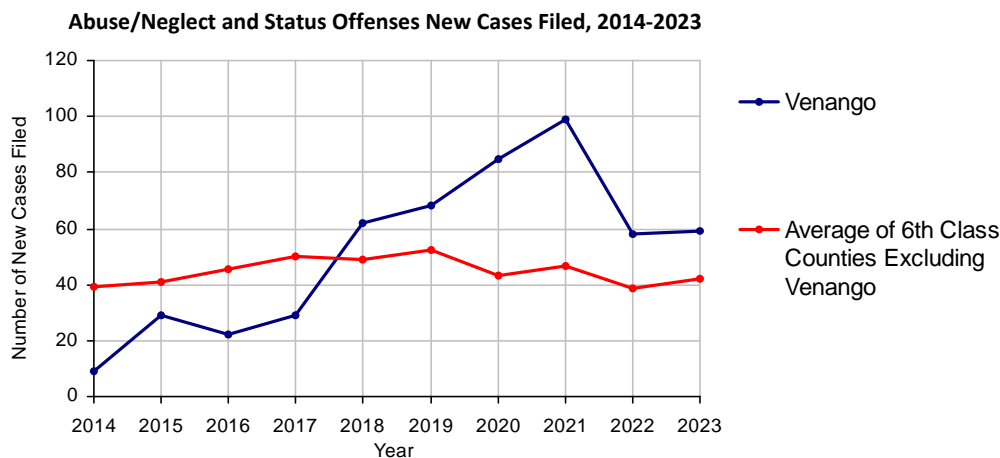
2023 Population estimate: 49,431
 Class of County: 6th
 No. of Common Pleas Court Judgeships: 2



2023 Juvenile Dependency - Petitions Pending Adjudication

	Abuse/ Neglect	Status Offenses	Total
Cases Pending 1/1/2023	44	0	44
New Petitions Filed in 2023	59	0	59
Other	15	0	15
Total Petitions Available for Processing	118	0	118
Processed by:			
Adjudicated Dependent			
Judge	46	0	46
Juvenile Court Hearing Officer	0	0	0
Adjudicated NOT Dependent			
Judge	1	0	1
Juvenile Court Hearing Officer	0	0	0
Withdrawn/Dismissed/Inactive	8	0	8
Other	17	0	17
Total Petitions Processed	72	0	72
Cases Pending 12/31/2023	46	0	46

Data provided by CPCMS

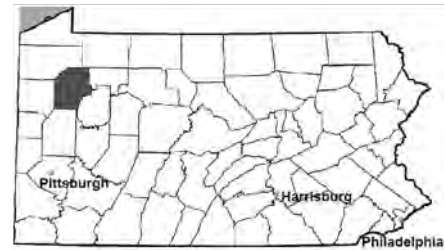


Venango County

2023 Population estimate: 49,431

Class of County: 6th

No. of Common Pleas Court Judgeships: 2



2023 Juvenile Dependency - Adjudicated Dependent Inventory

	Abuse/ Neglect		Status Offenses		Total
Cases Pending 1/1/2023	101		3		104
New Adjudicated Dependent Cases	46		0		46
Other	10		0		10
Total Adjudicated Dependent Cases	157		3		160
<u>Court Supervision Terminated:</u>					
Family Reunification	26	52.0%	0		26 51.0%
Adoption	5	10.0%	1	100.0%	6 11.8%
Placement with a Relative/Guardian	14	28.0%	0		14 27.5%
Aged Out	1	2.0%	0		1 2.0%
Other Permanency Outcomes*	0		0		0
Other**	4	8.0%	0		4 7.8%
Total Adjudicated Dependent Cases Terminated	50	100.0%	1	100.0%	51 100.0%
Cases Pending 12/31/2023	107		2		109

Data provided by CPCMS

* Other Permanency Outcomes include: adjudicated delinquent, death due to natural causes, emancipation, permanent living arrangement, and parent has come forward.

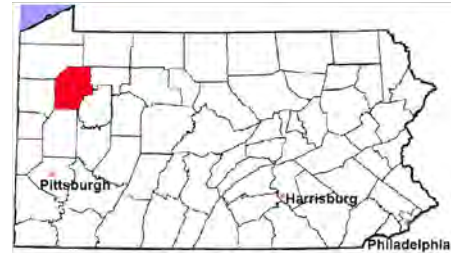
** Other includes cases where court supervision is terminated due to transfer out of jurisdiction, withdrawal and administrative closure.

Venango County

2023 Population estimate: 49,431

Class of County: 6th

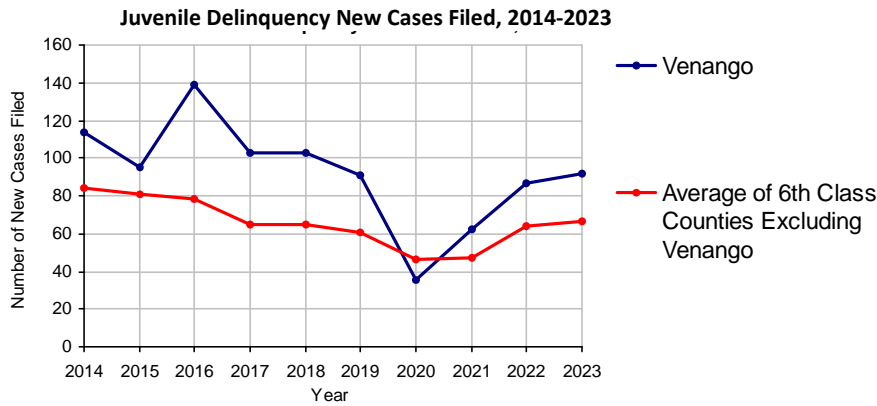
No. of Common Pleas Court Judgeships: 2



2023 Juvenile Delinquency - Cases Pending Disposition

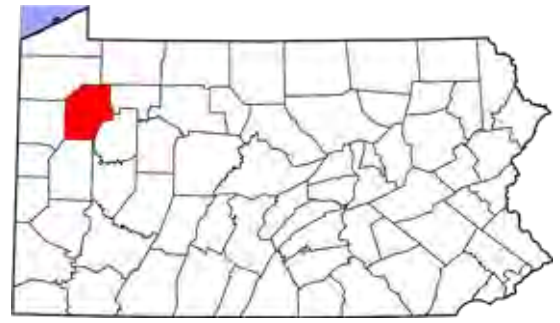
Begin Pending	78
New Cases	92
Consent Decree Revoked	0
Informal Adjustment Program Revoked	0
Alternative Program Revoked	0
Warrant Returned	1
Other	10
Total Cases Available for Disposition	181
Warrant Issued	2
Disposed by:	
Adjudicated Delinquent by a Judge	22
Adjudicated Delinquent by a Juvenile Court Hearing Officer	6
Consent Decree Entered	13
Informal Adjustment Program Entered	1
Warned and Counseled (Pre-Petition)	0
Dismissed/Withdrawn/Transferred	47
Transferred to Criminal Court	7
Other	0
Total Cases Disposed	96
End Pending	83

Data provided by CPCMS



Venango County

2023 Population: 49,431
 Class of County: 6th
 No. of Common Pleas Judgeships: 2

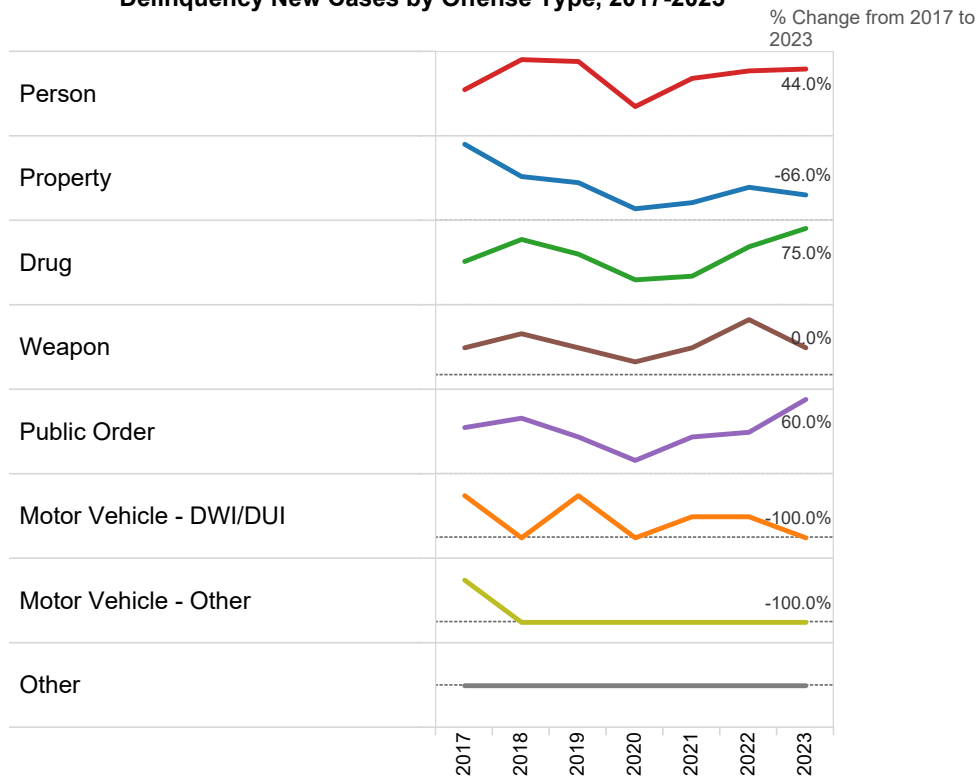


2023 Delinquency - New Cases by Offense Type

Case Type	Felony	Misdemeanor	Summary	Total	
Person	13	23	0	36	39.1%
Property	10	7	0	17	18.5%
Drug	0	21	0	21	22.8%
Weapon	0	2	0	2	2.2%
Public Order	2	8	6	16	17.4%
Motor Vehicle - DWI/DUI	0	0	0	0	0.0%
Motor Vehicle - Other	0	0	0	0	0.0%
Other	0	0	0	0	0.0%
Total	25	61	6	92	100.0%
	27.2%	66.3%	6.5%	100.0%	

Data provided by CPCMS

Delinquency New Cases by Offense Type, 2017-2023

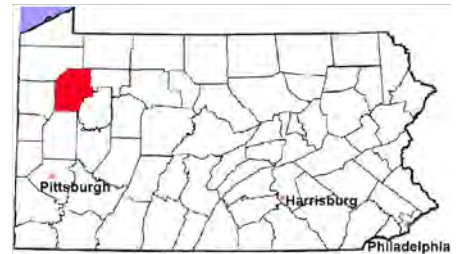


Venango County

2023 Population estimate: 49,431

Class of County: 6th

No. of Common Pleas Court Judgeships: 2



2023 Juvenile Delinquency - Formal Dispositions

Begin Pending	53
Adjudicated Delinquent by a Judge	22
Adjudicated Delinquent by a Juvenile Court Hearing Officer	6
Warrant Returned	0
Other	3
Total Adjudicated Delinquent Cases	84
Warrant Issued	0
Court Supervision Terminated:	
Conditions Satisfied	35
Compelling Reasons	6
Reached Age 21	2
Transferred to Another Juvenile Court	1
Other	2
Total Adjudicated Delinquent Cases Terminated	46
End Pending	38

(R) - Revised

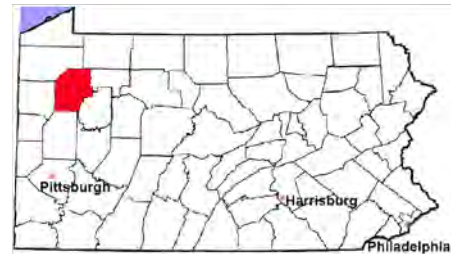
Data provided by CPCMS

Venango County

2023 Population estimate: 49,431

Class of County: 6th

No. of Common Pleas Court Judgeships: 2



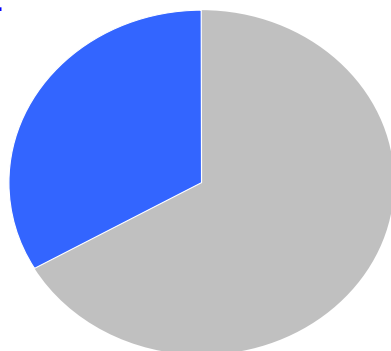
2023 Juvenile Delinquency - Informal Dispositions

Pending Consent Decrees	21
Pending Informal Adjustments	6
New Consent Decrees	13
New Informal Adjustments	1
Warrant Returned	0
Other	0
Cases Informally Disposed	41
Warrant Issued	0
Terminated by:	
Consent Decree Completed	18
Informal Adjustment Completed	5
Consent Decree Revoked	0
Informal Adjustment Program Revoked	0
Other	4
Total Informally Disposed Cases Terminated	27
End Pending	14

(R) - Revised

Data provided by CPCMS

Informal Dispositions: **33%**



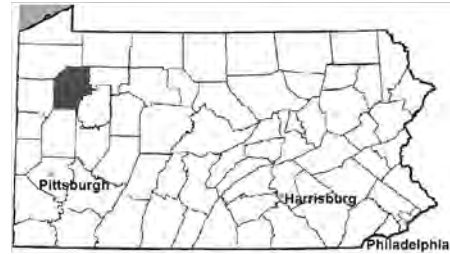
Delinquency Cases are disposed either formally, at a proceeding held before a judge or hearing officer, or informally without a proceeding. Informal dispositions include informal adjustments supervised by a juvenile probation officer; consent decrees agreed upon with the District Attorney after a petition is filed; or other pre-petition process by the juvenile probation department.

Venango County

2023 Population estimate: 49,431

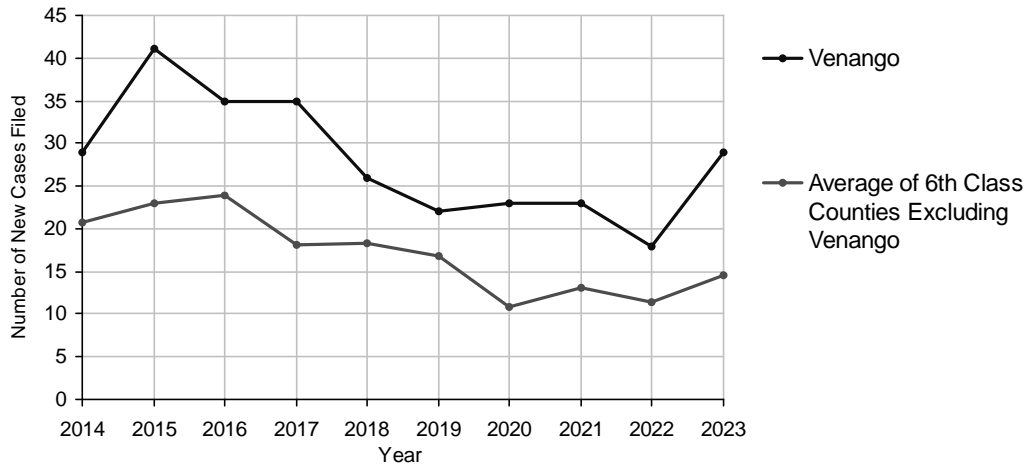
Class of County: 6th

No. of Common Pleas Court Judgeships: 2



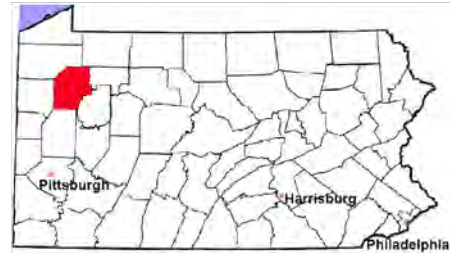
2023 Accounts	No. of Cases	
Cases Pending 1/1/2023	23	
New Cases Filed in 2023	29	
Cases Available for Processing	52	
Processed By:		
Contested before a Judge	0	
Contested before a Non-Judicial Officer	0	
Uncontested	20	90.9%
Other	2	9.1%
Cases Processed	22	100.0%
Cases Pending 12/31/2023	30	

Accounts New Cases Filed, 2014-2023



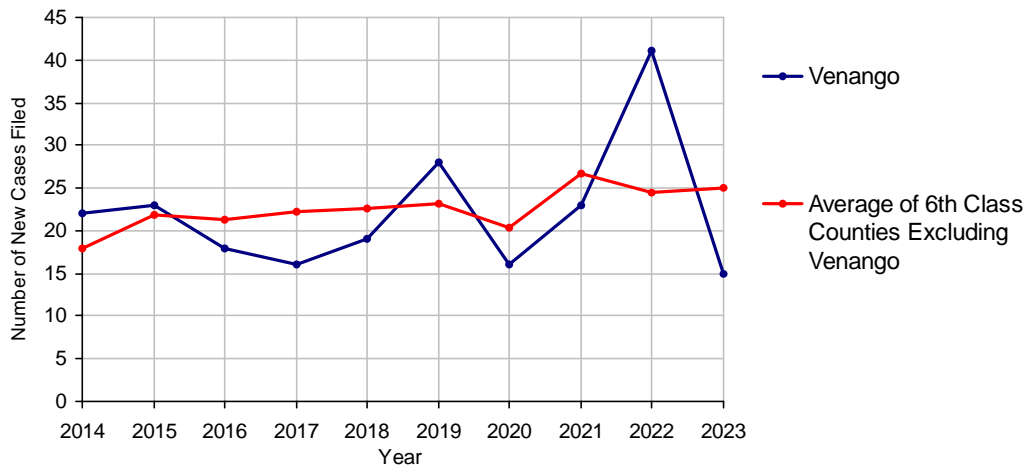
Venango County

2023 Population estimate: 49,431
 Class of County: 6th
 No. of Common Pleas Court Judgeships: 2



2023 Adoptions		No. of Cases	
Cases Pending 1/1/2023		9	
New Cases Filed in 2023		15	
Cases Available for Processing		24	
Processed By:			
Contested before a Judge	Granted	0	
	Denied	0	
Uncontested	Granted	14	87.5%
	Denied	0	
Other		2	12.5%
Cases Processed		16	100.0%
Cases Pending 12/31/2023		8	

Adoptions New Cases Filed, 2014-2023

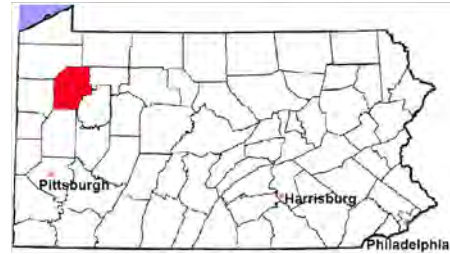


Venango County

2023 Population estimate: 49,431

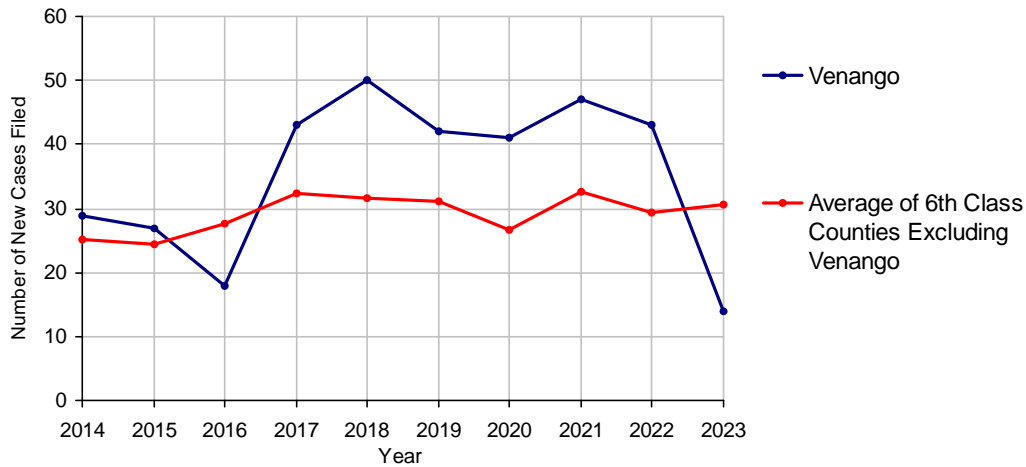
Class of County: 6th

No. of Common Pleas Court Judgeships: 2



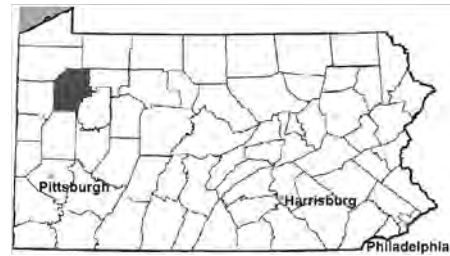
2023 Relinquishments/Terminations	No. of Cases	
Cases Pending 1/1/2023	45	
New Cases Filed in 2023	14	
Cases Available for Processing	59	
Processed By:		
Contested before a Judge	0	
Uncontested	7	50.0%
Other	7	50.0%
Cases Processed	14	100.0%
Cases Pending 12/31/2023	45	

Relinquishments/Terminations New Cases Filed, 2014-2023



Venango County

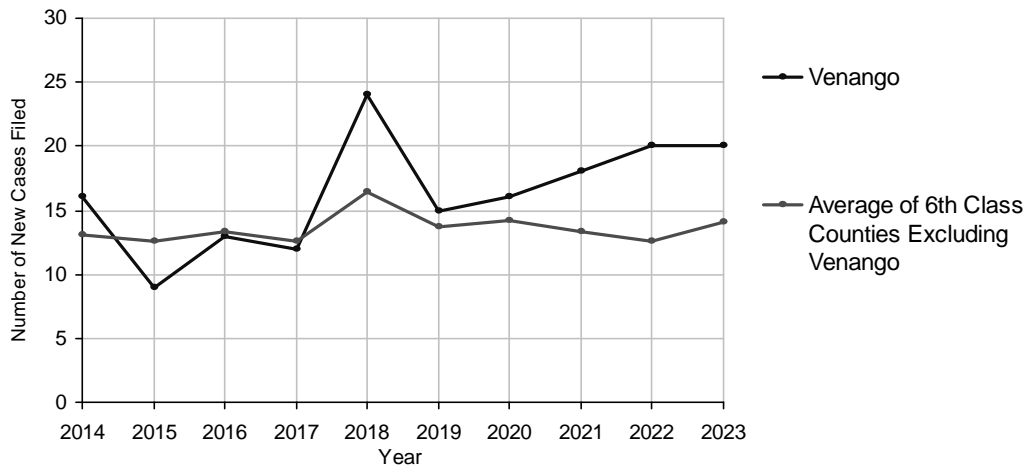
2023 Population estimate: 49,431
 Class of County: 6th
 No. of Common Pleas Court Judgeships: 2



2023 Appointment of Guardians	No. of Cases	
Cases Pending 1/1/2023	37 ^(R)	
New Cases Filed in 2023	20	
Cases Available for Processing	57	
Processed By:		
Contested before a Judge	0	
Uncontested	9	64.3%
Other	5	35.7%
Cases Processed	14	100.0%
Cases Pending 12/31/2023	43	

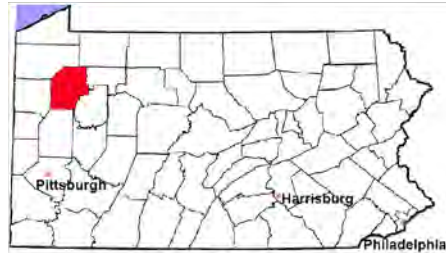
(R) - Revised

Appointment of Guardians New Cases Filed, 2014-2023



Venango County

2023 Population estimate: 49,431
 Class of County: 6th
 No. of Common Pleas Court Judgeships: 2



2023 Jury Yield and Utilization

Jury Yield

Qualification Questionnaires/Summonses Mailed:	1,690	A		
Returned Undeliverable:	18	B	1.1%	Of Qualification Questionnaires/ Summonses Mailed
Not Responded to:	63	C	3.7%	
the Number of Prospective Jurors:				
Disqualified:	36	D	2.1%	
Exempted:	6	E	0.4%	
Excused:	138	F	8.2%	
Deferred to New Term:	130	G	7.7%	
Deferred from Previous Term:	186	H	11.0%	
Total Number of Qualified Jurors Available for Service:	1,485	I	87.9%	

$I = A - B - C - D - E - F - G + H$

Jury Utilization

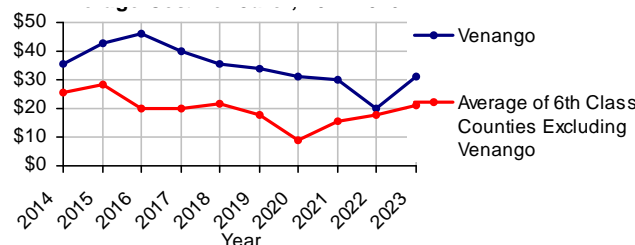
the Number of Jurors:			
Reporting for Service:	1,036	69.8%	Of Jurors Qualified and Available
Told Not to Report for Service:	739	49.8%	
Sent to Courtroom for Jury Selection (Voir Dire):	643	62.1%	Of Jurors Reporting for Service
Impaneled or Sworn (jurors/alternates):	252	24.3%	
Removed for Cause/Hardship:	0		
Removed by Peremptory Challenge:	329		
Number of Jury Trials Started:	18		
Pool Days:	11		
Zero Panel Days:	0		(Of Pool Days)

Jury Costs

Total Annual Budget for Juror Operations:	\$52,180.00	J
Average Cost Per Juror:	\$30.88	K

$K = J/A$

Average Cost Per Juror, 2014-2023



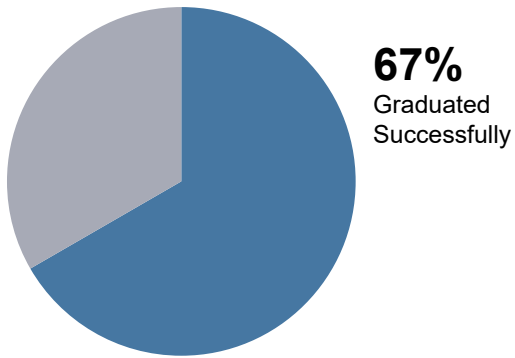
Venango County

2023 Problem Solving Courts

9 Discharges

6 Admissions

Of All Court Participants Discharged:



Adult Drug Court



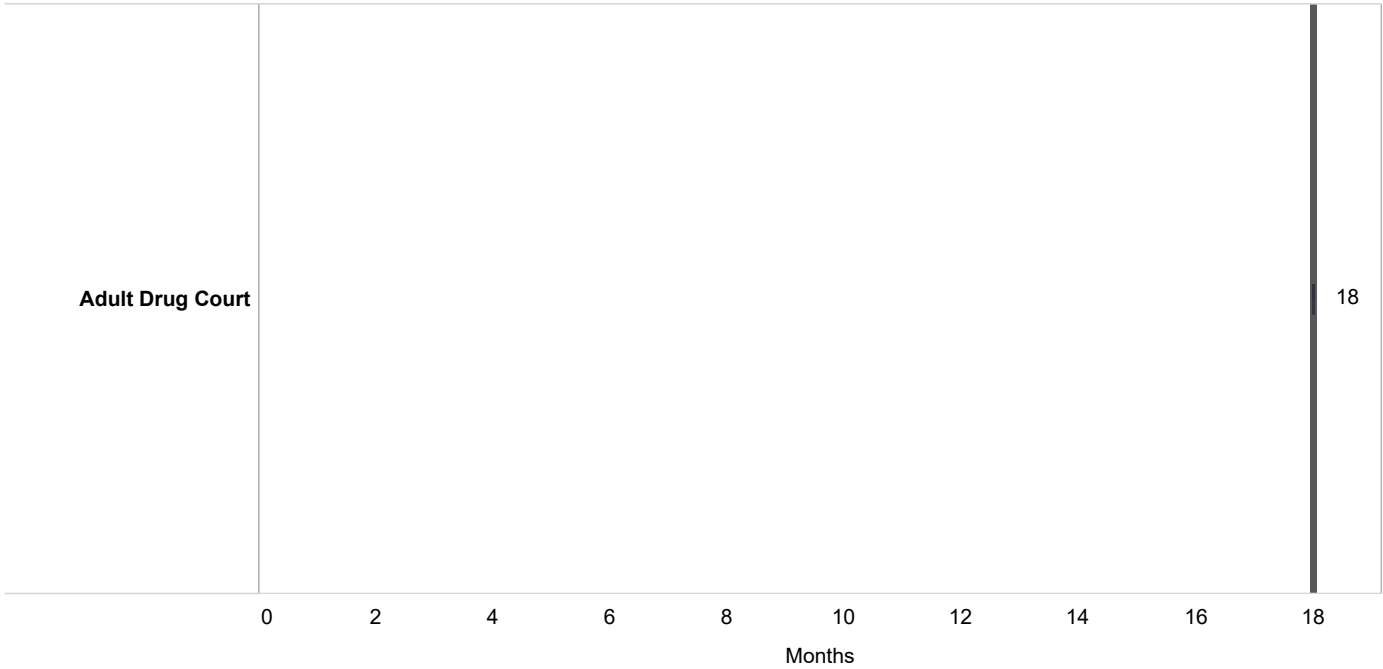
Discharge Reason

	Successfully Completed	Unsuccessful /Non-Compliant	Total Discharges
Adult Drug Court	6 (66.7%)	3 (33.3%)	9 (100.0%)

Venango County

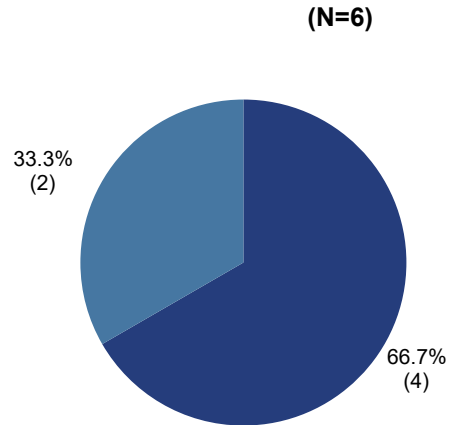
2023 Problem Solving Courts

Median Months from Admission to Discharge



Among successful graduates, there was a increase in employment.

67% of the employed successful graduates were employed full time:



11% (1) of all participants have improved in education level at discharge.

■ Employed Full Time
■ Employed Part Time

DEPARTMENT OF RESEARCH & STATISTICS

KIM NIEVES, PH.D.

DIRECTOR

ANDREW GINDER, MPA

ASSISTANT DIRECTOR

YAN LIU, M.S.

SENIOR STATISTICAL ANALYST

SASANKA ADIKARI, PH.D

DATA SCIENTIST

AMANDA PEREIRA

RESEARCH ASSISTANT