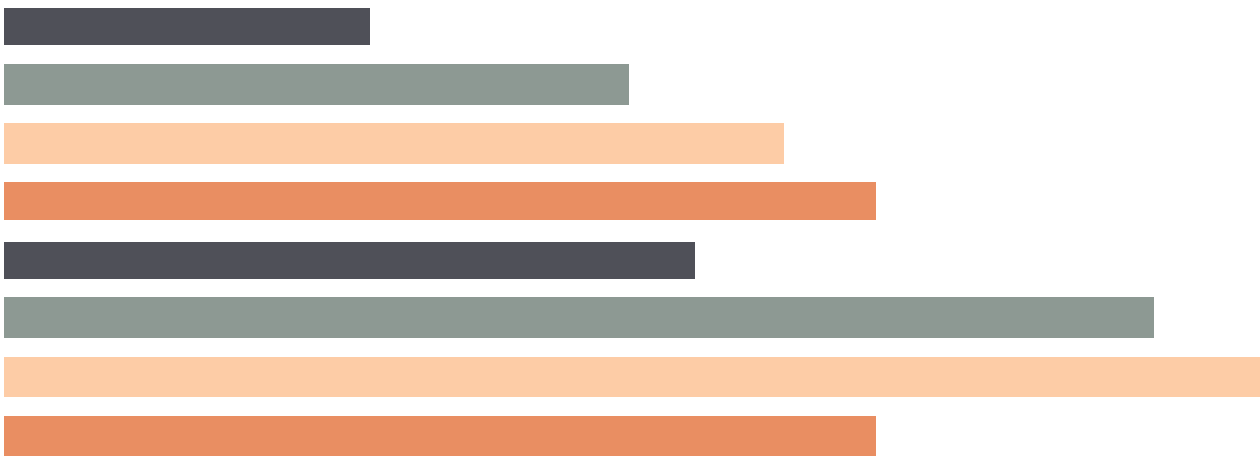
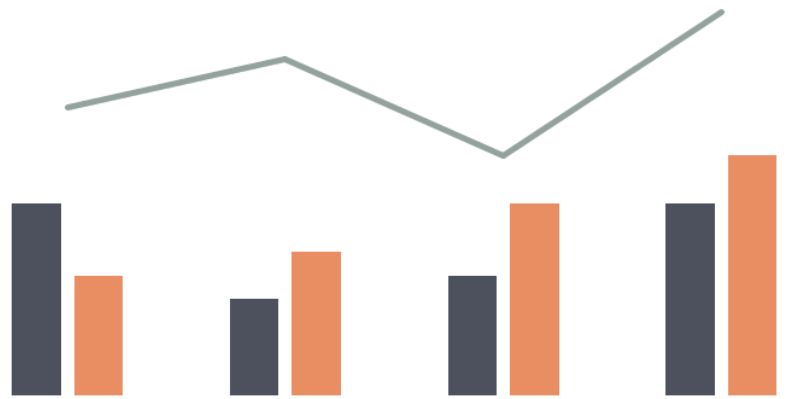


2023 York County

Court of Common Pleas
Caseload Statistics for



We are pleased to provide you with a copy of the 2023 County Caseload Display pages. They can also be viewed on the AOPC webpage at www.pacourts.us in the *News & Statistics* section under *Research & Statistics*.

Should you have any questions or comments, please do not hesitate to contact me at 717.231.3300 .

Sincerely,

A handwritten signature in black ink, appearing to read "Sasanka", is written over a horizontal line. The signature is fluid and cursive.

Sasanka Adikari, Ph.D.
Data Scientist
Department of Research and Statistics

Table of Contents

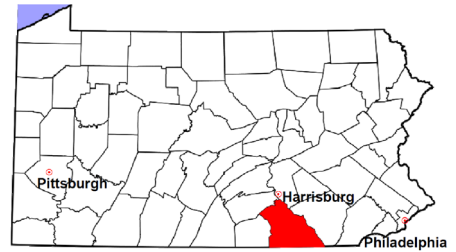
CPCMS Criminal	Page 1
CPCMS Criminal - New Cases by Case Type.....	Page 2
Civil.....	Page 3
Civil - Docketed Cases Listed by Case Type.....	Page 4
Protection From Abuse	Page 5
Spousal & Child Support and Paternity	Page 6
Custody/Partial Custody/Visitation.....	Page 7
Divorce	Page 8
Juvenile Dependency - Active Dependent Inventory	Page 9
Juvenile Dependency - Adjudicated Dependent Inventory	Page 10
Juvenile Delinquency - Cases Pending Disposition.....	Page 11
Juvenile Delinquency - New Cases by Case Type	Page 12
Juvenile Delinquency - Formal Dispositions	Page 13
Juvenile Delinquency - Informal Dispositions	Page 14
Accounts.....	Page 15
Adoptions.....	Page 16
Relinquishments/Terminations	Page 17
Appointment of Guardians	Page 18
Jury Yield and Utilization	Page 19
Problem Solving Courts.....	Pages 20-21

York County

2023 Population estimate: 464,640

Class of County: 3rd

No. of Common Pleas Court Judgeships: 15



2023 Criminal No. of Cases

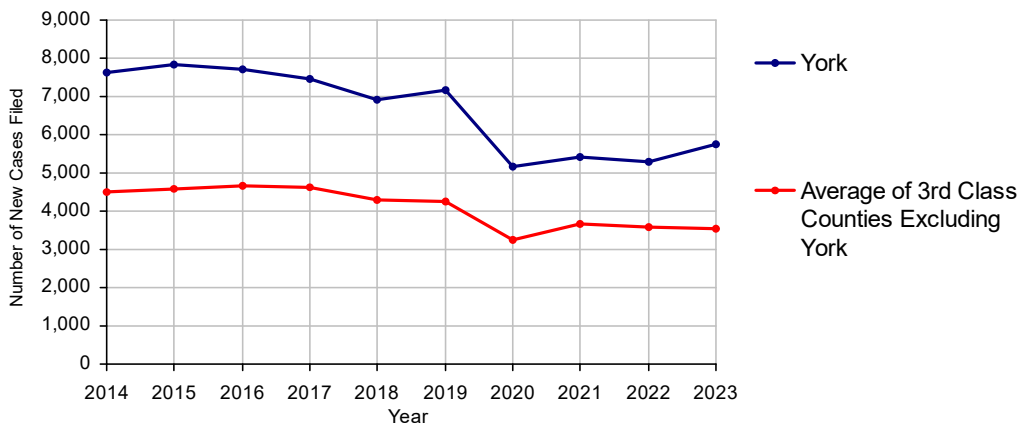
Cases Pending 1/1/2023	3,039
New Cases Filed in 2023	5,766
Reopened Cases	654
Cases Available for Processing	9,459
Processed by:	
Withdrawn/Dismissed	214 3.7%
Diversionsary Disposition*	844 14.5%
Guilty Plea	4,032 69.4%
Non-Jury Trial	54 0.9%
Jury Trial	67 1.2%
Inactive	550 9.5%
Other	48 0.8%
Total Cases Processed	5,809 100.0%
Cases Pending 12/31/2023	3,650
Cases Awaiting Sentencing	101

0-60 Days	882	24.2%
61-120 Days	755	20.7%
121-180 Days	572	15.7%
181-240 Days	341	9.3%
241-300 Days	313	8.6%
301-360 Days	197	5.4%
Over 360 Days	590	16.2%
Total	3,650	100.0%

Data provided by CPCMS

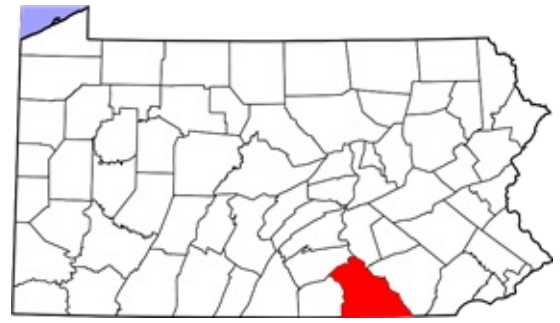
* Includes other diversionsary programs such as Veterans Court.

Criminal New Cases, 2014-2023



York County

2023 Population: 464,640
 Class of County: 3rd
 No. of Common Pleas Judgeships: 15

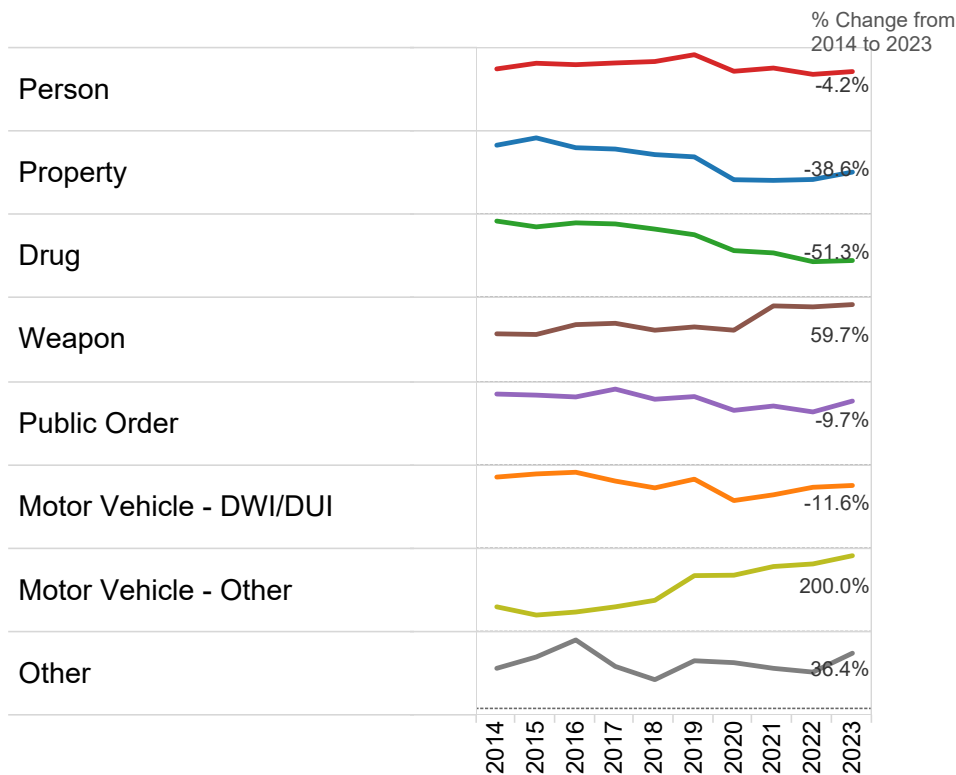


2023 Criminal - New Cases by Offense Type

Case Type	Felony	Misdemeanor	Summary	Total	
Person	370	467	0	837	14.5%
Property	724	519	2	1,245	21.6%
Drug	316	586	0	902	15.6%
Weapon	194	44	0	238	4.1%
Public Order	154	381	2	537	9.3%
Motor Vehicle - DWI/DUI	90	1,710	0	1,800	31.2%
Motor Vehicle - Other	2	160	15	177	3.1%
Other	29	1	0	30	0.5%
Total	1,879	3,868	19	5,766	100.0%
	32.6%	67.1%	0.3%	100.0%	

Data provided by CPCMS

Criminal New Cases by Offense Type, 2014-2023

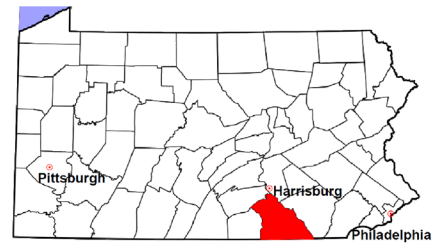


York County

2023 Population estimate: 464,640

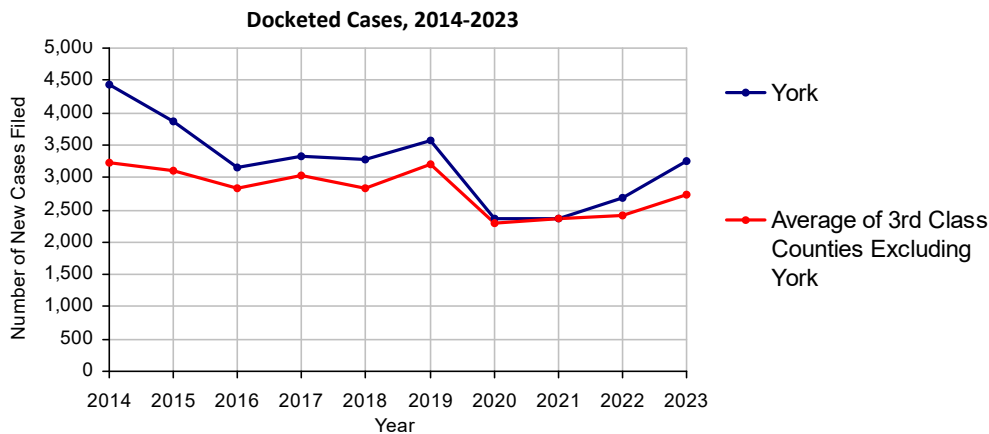
Class of County: 3rd

No. of Common Pleas Court Judgeships: 15



2023 Civil	Civil Action	Other	Total
Cases Pending 1/1/2023	2,435	1,074	3,509
Docketed Cases	2,196	1,050	3,246
Arbitration Appeals	10	2	12
Transferred In	4	11	15
Returned to Active	3	2	5
Cases Available for Processing	4,648	2,139	6,787
Processed By:			
Default Judgments	599	388	987
Cases Decided by Arbitration Board	83	6	89
Dispositive Motions	55	258	313
Settlements	45	1	46
Moved to Inactive Status	7	6	13
Transferred/Withdrawn	14	3	17
Dismissed/Discontinued	0	101	101
Administrative Purge	181	29	210
Other	1,026	344	1,370
Jury Trial	3	0	3
Non-Jury Trial	2	4	6
Total Cases Processed	2,015	1,140	3,155
Cases Pending 12/31/2023	2,633	999	3,632

Age of Pending Cases as of 12/31/2023 (Civil Action Only)		
0-6 months	903	34.3%
7-12 months	430	16.3%
13-18 months	325	12.3%
19-24 months	252	9.6%
25-30 months	215	8.2%
31-36 months	108	4.1%
37-42 months	83	3.2%
43-48 months	86	3.3%
49-54 months	72	2.7%
55-60 months	46	1.7%
61-66 months	32	1.2%
67-72 months	25	0.9%
Over 72 months	56	2.1%
Total	2,633	100.0%

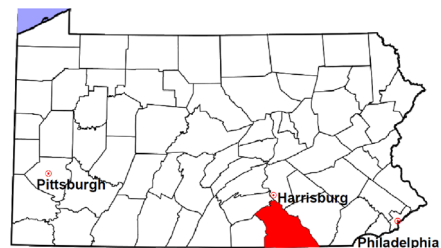


York County

2023 Population estimate: 464,640

Class of County: 3rd

No. of Common Pleas Court Judgeships: 15



2023 Civil - Docketed Cases Listed by Case Type

TORT 382 11.8%

(does not include mass tort)

Intentional	13
Malicious Prosecution	3
Motor Vehicle	227
Nuisance	1
Premise Liability	53
Product Liability	4
Slander/Libel/Defamation	4
Other	77

MASS TORT 0

Asbestos	0
Tobacco	0
Toxic Tort - DES	0
Toxic Tort - Implant	0
Toxic Waste	0
Other	0

PROFESSIONAL LIABILITY 35 1.1%

Dental	1
Legal	1
Medical Malpractice	31
Other	2

CONTRACT 1,683 51.8%

(does not include judgments)

Buyer Plaintiff	9
Debt Collection: Credit Card	1,028
Debt Collection: Other	490
Employment Dispute: Discrimination	5
Employment Dispute: Other	6
Other	145

Of the Docketed Cases:

Pro Se Filings: 334 10.3% Class Action Suits: 3 0.1% MDJ Appeals: 233 7.2%

*Civil Other

REAL PROPERTY 797 24.6%

Ejectment*	46
Eminent Domain/Condemnation*	11
Ground Rent	0
Landlord/Tenant Dispute	96
Mortgage Foreclosure:	
Residential*	566
Commercial*	6
Partition of Real Property*	16
Quiet Title*	27
Other*	29

CIVIL APPEALS 196 6.0%

- Administrative Agencies

Board of Assessment*	25
Board of Elections*	0
Dept. of Transportation*	104
Zoning Board*	14
Statutory Appeal - Other*	9
Other*	44

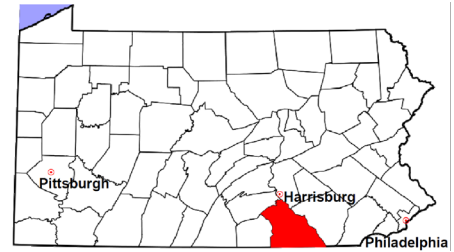
MISCELLANEOUS 153 4.7%

Common Law/	
Statutory Arbitration*	1
Declaratory Judgment*	15
Mandamus*	0
Non-Domestic Relations	
Restraining Order*	54
Quo Warranto*	1
Replevin*	25
Other*	57

TOTAL DOCKETED CASES: 3,246 100.0%

York County

2023 Population estimate: 464,640
 Class of County: 3rd
 No. of Common Pleas Court Judgeships: 15



2023 Protection From Abuse

**No. of
Petitions**

Cases Pending 1/1/2023	73
New Cases Filed in 2023	1,694

*Of these, Petitions Requesting Temporary Orders: 1,582 (93.4%)
 Temporary Orders DENIED: 282 (17.8%), Temporary Orders GRANTED: 1,300 (82.2%)*

Cases Available for Processing 1,767

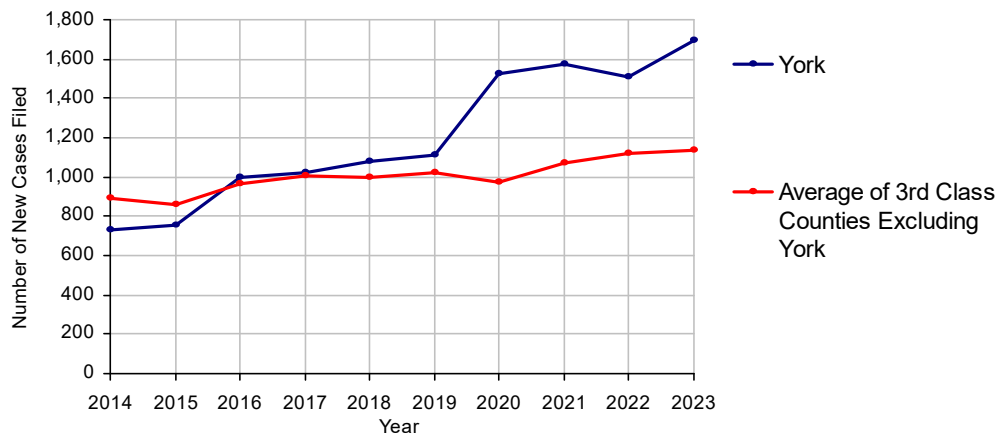
Processed By:

Temporary Order DENIED After Ex Parte Hearing and No Evidentiary Hearing Scheduled	47	2.9%
Temporary Order DISMISSED After Evidentiary Hearing and No Final Order Entered	29	1.8%
Final Order DENIED After Evidentiary Hearing Before a Judge or a Judicial Officer	157	9.6%
Final Order GRANTED After Evidentiary Hearing Before a Judge or a Judicial Officer	337	20.5%
Plaintiff Did Not Appear For Evidentiary Hearing	325	19.8%
Final Order by STIPULATION OR AGREEMENT Between the Parties	445	27.1%
Petition WITHDRAWN by Plaintiff	303	18.4%
TRANSFERRED to Another Jurisdiction	0	
Other	0	

Cases Processed 1,643 100.0%

Cases Pending 12/31/2023 124

PFA New Cases Filed, 2014-2023

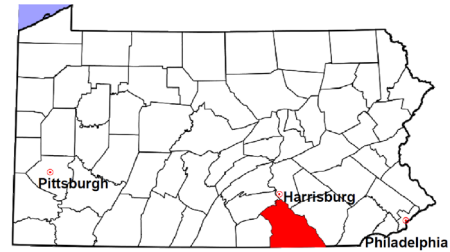


York County

2023 Population estimate: 464,640

Class of County: 3rd

No. of Common Pleas Court Judgeships: 15



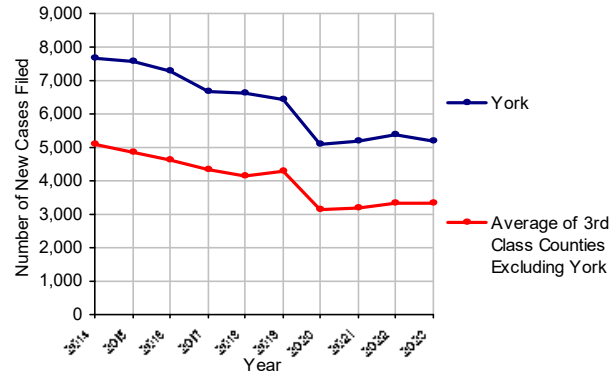
2023 Spousal & Child Support	No. of Petitions
Cases Pending 1/1/2023	933
New Cases Filed in 2023	5,171
Dockets Transferred In (+)	117
Dockets Transferred Out (-)	44
Cases Available for Processing	6,177
Processed By:	
Judge	223 4.1%
Intake Officer	5,188 95.9%
Hearing Officer	0
Other	0
Cases Processed	5,411 100.0%
Cases Pending 12/31/2023	766

Data provided by PACSES

2023 Paternity	No. of Cases
Acknowledgements Filed:	
Non-Domestic Relations Section	656 89.4%
During Conference	29 4.0%
Non-Stipulated (post genetic test)	0
Pre-Trial Conference	49 6.7%
Total	734 100.0%
Established:	
Stipulated by Genetic Tests	82 21.2%
Default - Father Failed to Appear	3 0.8%
Adjudication by Court Proceeding	1 0.3%
Out of State	300 77.7%
Total	386 100.0%
Cases Pending 12/31/2023	172

Data provided by PACSES

Spousal & Child Support New Cases, 2014-2023



DEFINITIONS:

ACKNOWLEDGEMENTS FILED:

NON-DOMESTIC RELATIONS SECTION: The voluntary Acknowledgement of Paternity by the alleged father.

DURING CONFERENCE: The alleged father signed the Acknowledgement of Paternity-Waiver of Trial (PE-010) at the initial child support conference.

NON-STIPULATED (POST GENETIC TEST): The alleged father signed the Acknowledgement of Paternity-Waiver of Trial after genetic tests were conducted and resulted in the alleged father being determined to be the biological father.

PRE-TRIAL CONFERENCE: The alleged father signed the Acknowledgement of Paternity-Waiver of Trial at the pre-trial conference.

ESTABLISHED:

STIPULATED BY GENETIC TESTS: The alleged father requested genetic tests and signed a stipulation that if the test results had a 99% or higher probability of paternity then the alleged father would be stipulated as the biological father of the child.

DEFAULT - FATHER FAILED TO APPEAR: The alleged father failed to appear after being served for either a support conference, hearing, or genetic test and a default paternity order was entered by the court.

ADJUDICATION BY COURT PROCEEDING: The alleged father was determined to be the biological father of the child through a court proceeding.

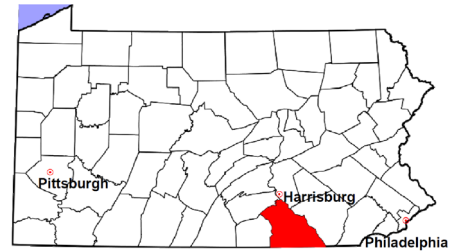
OUT OF STATE: Paternity was established in another state, "Out of state only".

York County

2023 Population Estimate: 464,640

Class of County: 3rd

No. of Common Pleas Court Judgeships: 15



2023 Custody/Partial Custody/Visitation

**No. of
Petitions**

Cases Pending 1/1/2023	386
New Cases Filed in 2023	1,632
Cases Available for Processing	2,018

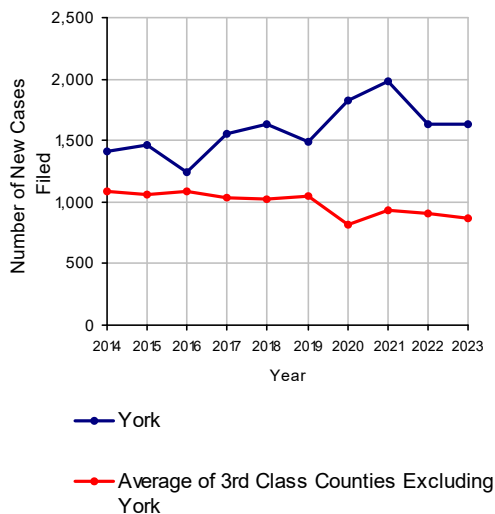
Processed By:

Judge	247	15.4%
Non-Judicial Officer	912	57.0%
Administrative Review/Purge	68	4.3%
Other	372	23.3%

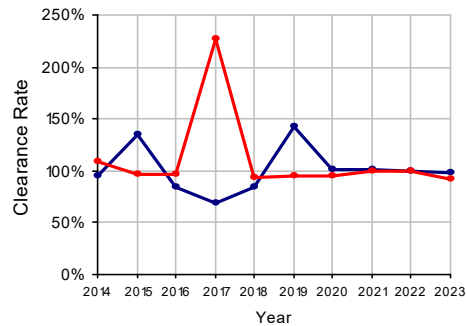
Cases Processed 1,599 100.0%

Cases Pending 12/31/2023 419

Custody/Partial Custody/Visitation New Cases Filed, 2014-2023

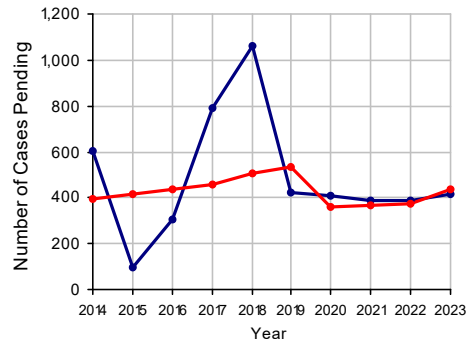


Clearance Rate, 2014-2023



Note: Clearance Rate = Cases Processed / New Cases Filed

Cases Pending at the End of Year, 2014-2023

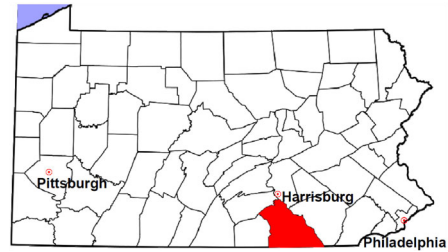


York County

2023 Population estimate: 464,640

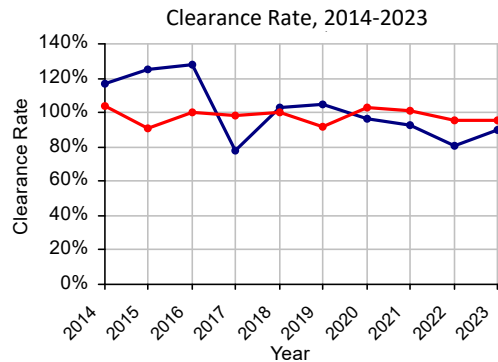
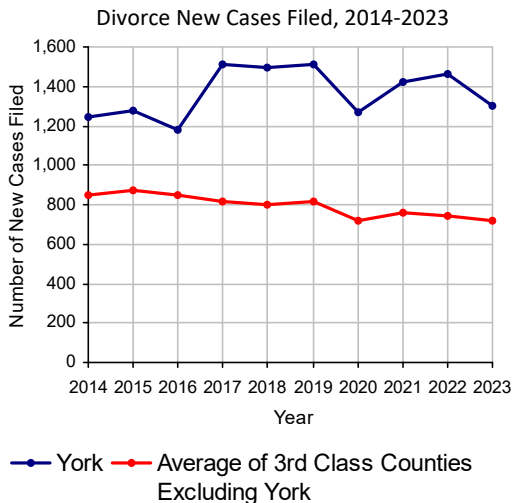
Class of County: 3rd

No. of Common Pleas Court Judgeships: 15

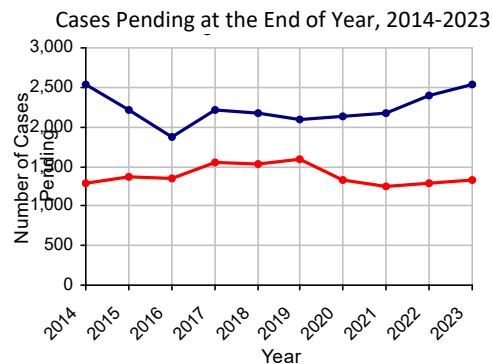


2023 Divorce

	No. of Petitions	
Cases Pending 1/1/2023	2,406	
New Cases Filed in 2023	1,299	
Cases Available for Processing	3,705	
Processed By:		
Contested Before a Judge	1	0.1%
Contested Before a Non-Judicial Officer	1	0.1%
Uncontested	1,158	99.5%
Administrative Review/Purge	0	
Other	4	0.3%
Cases Processed	1,164	100.0%
Cases Pending 12/31/2023	2,541	

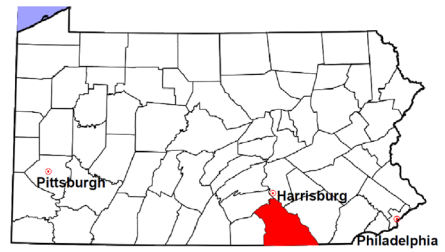


Note: Clearance Rate = Cases Processed / New Cases Filed



York County

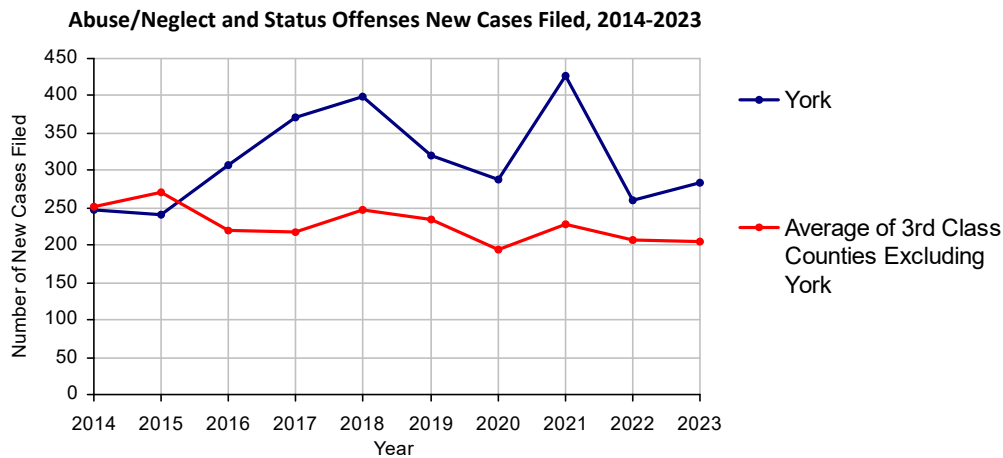
2023 Population estimate: 464,640
 Class of County: 3rd
 No. of Common Pleas Court Judgeships: 15



2023 Juvenile Dependency - Petitions Pending Adjudication

	Abuse/ Neglect	Status Offenses	Total
Cases Pending 1/1/2023	23	0	23
New Petitions Filed in 2023	280	4	284
Other	53	0	53
Total Petitions Available for Processing	356	4	360
Processed by:			
Adjudicated Dependent			
Judge	247	4	251
Juvenile Court Hearing Officer	0	0	0
Adjudicated NOT Dependent			
Judge	22	0	22
Juvenile Court Hearing Officer	0	0	0
Withdrawn/Dismissed/Inactive	40	0	40
Other	3	0	3
Total Petitions Processed	312	4	316
Cases Pending 12/31/2023	44	0	44

Data provided by CPCMS

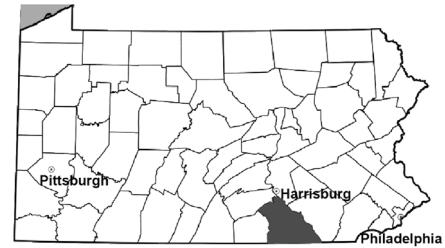


York County

2023 Population estimate: 464,640

Class of County: 3rd

No. of Common Pleas Court Judgeships: 15



2023 Juvenile Dependency - Adjudicated Dependent Inventory

	Abuse/ Neglect	Status Offenses	Total
Cases Pending 1/1/2023	427	0	427
New Adjudicated Dependent Cases	247	4	251
Other	7	0	7
Total Adjudicated Dependent Cases	681	4	685
<u>Court Supervision Terminated:</u>			
Family Reunification	75 26.2%	0	75 26.0%
Adoption	98 34.3%	0	98 34.0%
Placement with a Relative/Guardian	81 28.3%	2 100.0%	83 28.8%
Aged Out	28 9.8%	0	28 9.7%
Other Permanency Outcomes*	3 1.0%	0	3 1.0%
Other**	1 0.3%	0	1 0.3%
Total Adjudicated Dependent Cases Terminated	286 100.0%	2 100.0%	288 100.0%
Cases Pending 12/31/2023	395	2	397

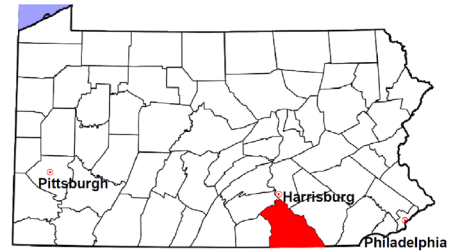
Data provided by CPCMS

* Other Permanency Outcomes include: adjudicated delinquent, death due to natural causes, emancipation, permanent living arrangement, and parent has come forward.

** Other includes cases where court supervision is terminated due to transfer out of jurisdiction, withdrawal and administrative closure.

York County

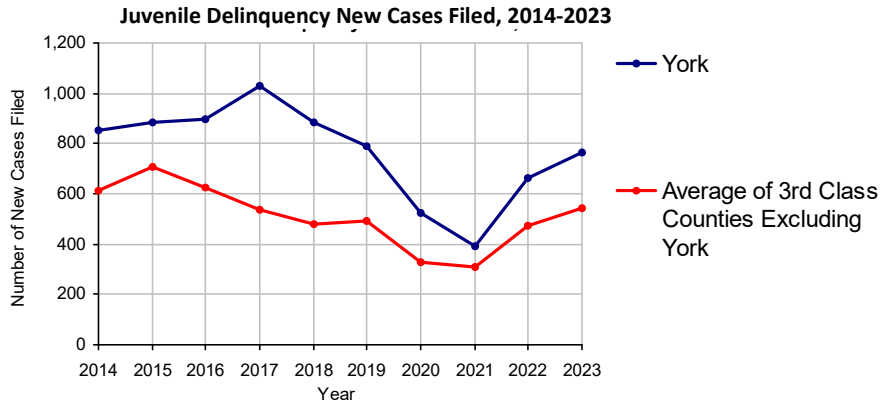
2023 Population estimate: 464,640
 Class of County: 3rd
 No. of Common Pleas Court Judgeships: 15



2023 Juvenile Delinquency - Cases Pending Disposition

Begin Pending	444
New Cases	763
Consent Decree Revoked	11
Informal Adjustment Program Revoked	4
Alternative Program Revoked	0
Warrant Returned	30
Other	68
Total Cases Available for Disposition	1,320
Warrant Issued	43
Disposed by:	
Adjudicated Delinquent by a Judge	197
Adjudicated Delinquent by a Juvenile Court Hearing Officer	12
Consent Decree Entered	94
Informal Adjustment Program Entered	119
Warned and Counseled (Pre-Petition)	239
Dismissed/Withdrawn/Transferred	46
Transferred to Criminal Court	3
Other	22
Total Cases Disposed	732
End Pending	545

Data provided by CPCMS



York County

2023 Population: 464,640
 Class of County: 3rd
 No. of Common Pleas Judgeships: 15

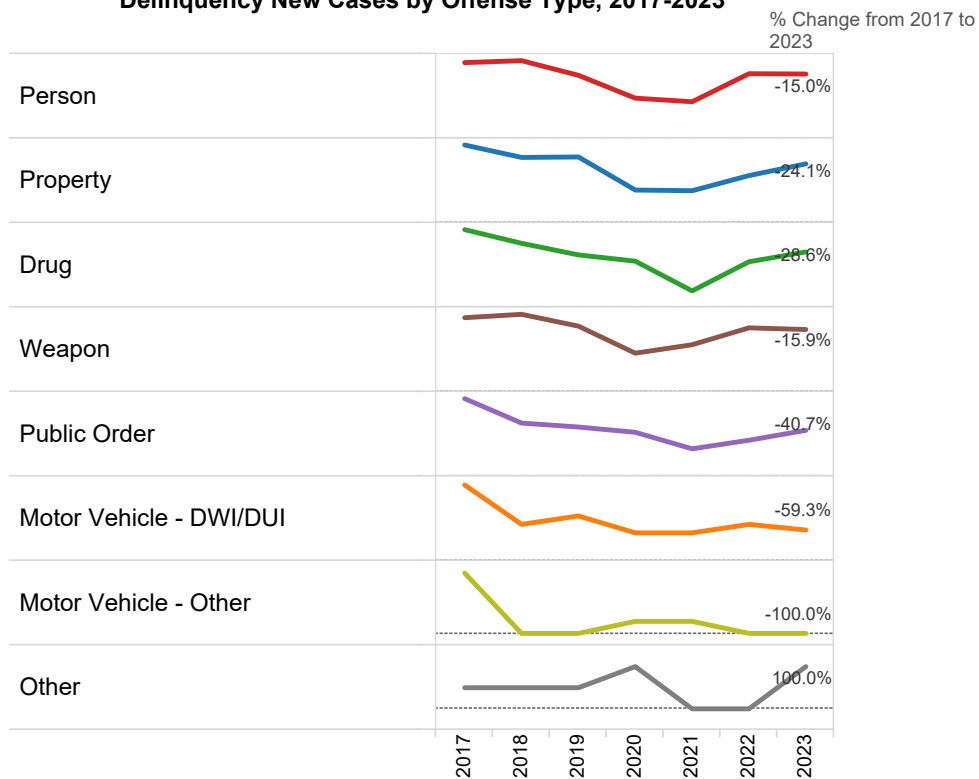


2023 Delinquency - New Cases by Offense Type

Case Type	Felony	Misdemeanor	Summary	Total	
Person	59	139	0	198	26.0%
Property	111	147	0	258	33.8%
Drug	10	177	0	187	24.5%
Weapon	11	26	0	37	4.8%
Public Order	19	51	0	70	9.2%
Motor Vehicle - DWI/DUI	0	11	0	11	1.4%
Motor Vehicle - Other	0	0	0	0	0.0%
Other	0	1	1	2	0.3%
Total	210	552	1	763	100.0%
	27.5%	72.3%	0.1%	100.0%	

Data provided by CPCMS

Delinquency New Cases by Offense Type, 2017-2023

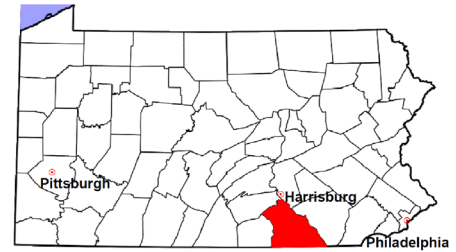


York County

2023 Population estimate: 464,640

Class of County: 3rd

No. of Common Pleas Court Judgeships: 15



2023 Juvenile Delinquency - Formal Dispositions

Begin Pending	238
Adjudicated Delinquent by a Judge	197
Adjudicated Delinquent by a Juvenile Court Hearing Officer	12
Warrant Returned	64
Other	3
Total Adjudicated Delinquent Cases	514
Warrant Issued	70
Court Supervision Terminated:	
Conditions Satisfied	78
Compelling Reasons	56
Reached Age 21	13
Transferred to Another Juvenile Court	0
Other	18
Total Adjudicated Delinquent Cases Terminated	165
End Pending	279

(R) - Revised

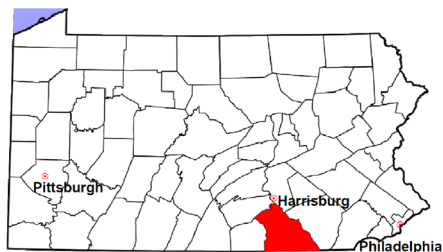
Data provided by CPCMS

York County

2023 Population estimate: 464,640

Class of County: 3rd

No. of Common Pleas Court Judgeships: 15



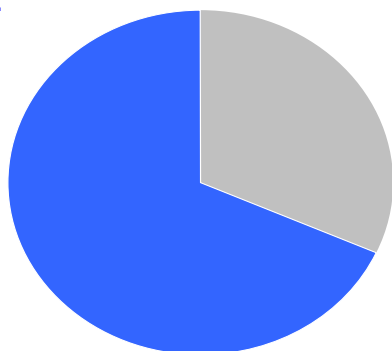
2023 Juvenile Delinquency - Informal Dispositions

Pending Consent Decrees	79
Pending Informal Adjustments	47
New Consent Decrees	94
New Informal Adjustments	119
Warrant Returned	1
Other	10
Cases Informally Disposed	350
Warrant Issued	2
Terminated by:	
Consent Decree Completed	100
Informal Adjustment Completed	95
Consent Decree Revoked	11
Informal Adjustment Program Revoked	4
Other	13
Total Informally Disposed Cases Terminated	223
End Pending	125

(R) - Revised

Data provided by CPCMS

Informal Dispositions: **68%**



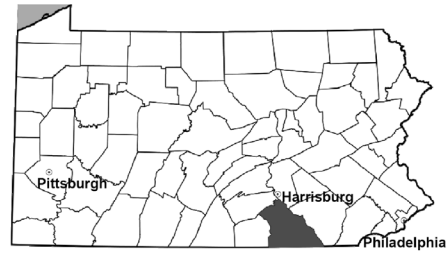
Delinquency Cases are disposed either formally, at a proceeding held before a judge or hearing officer, or informally without a proceeding. Informal dispositions include informal adjustments supervised by a juvenile probation officer; consent decrees agreed upon with the District Attorney after a petition is filed; or other pre-petition process by the juvenile probation department.

York County

2023 Population estimate: 464,640

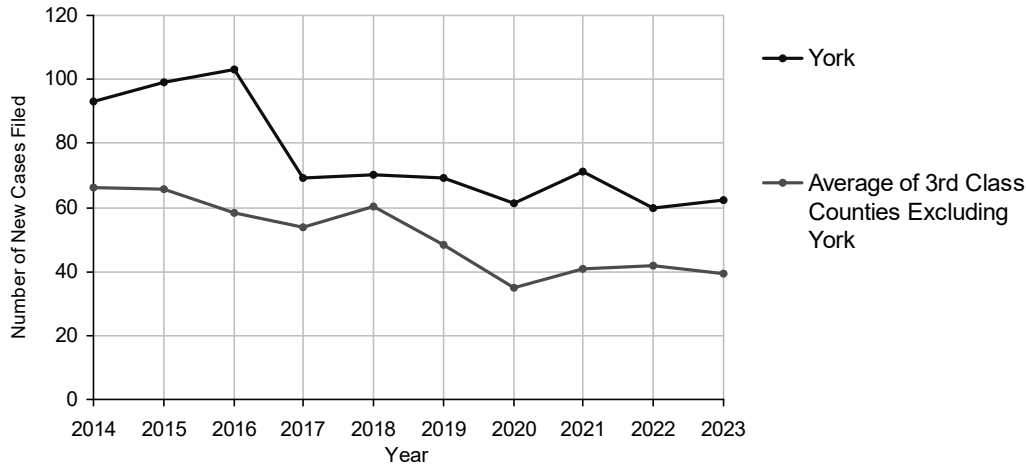
Class of County: 3rd

No. of Common Pleas Court Judgeships: 15



2023 Accounts	No. of Cases	
Cases Pending 1/1/2023	15	
New Cases Filed in 2023	62	
Cases Available for Processing	77	
Processed By:		
Contested before a Judge	5	8.6%
Contested before a Non-Judicial Officer	0	
Uncontested	52	89.7%
Other	1	1.7%
Cases Processed	58	100.0%
Cases Pending 12/31/2023	19	

Accounts New Cases Filed, 2014-2023

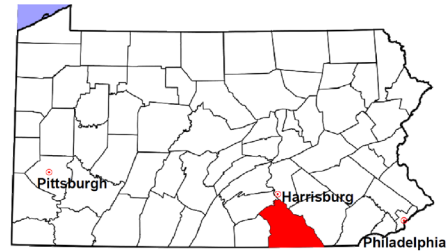


York County

2023 Population estimate: 464,640

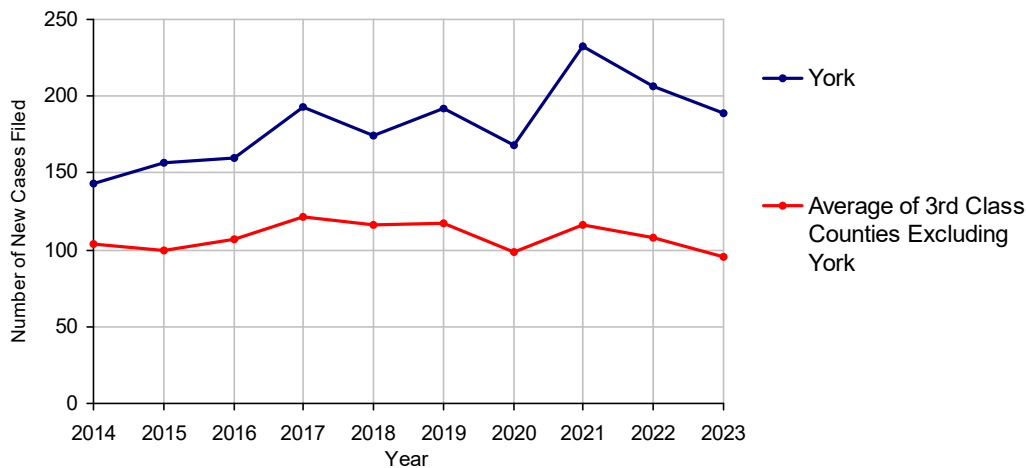
Class of County: 3rd

No. of Common Pleas Court Judgeships: 15



2023 Adoptions		No. of Cases	
Cases Pending 1/1/2023		55	
New Cases Filed in 2023		189	
Cases Available for Processing		244	
Processed By:			
Contested before a Judge	Granted	2	1.0%
	Denied	0	
Uncontested	Granted	187	96.4%
	Denied	0	
Other		5	2.6%
Cases Processed		194	100.0%
Cases Pending 12/31/2023		50	

Adoptions New Cases Filed, 2014-2023

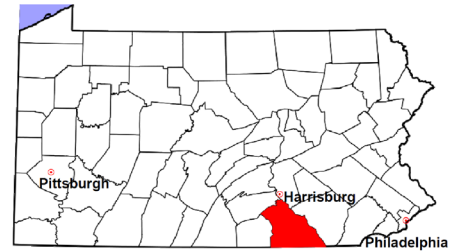


York County

2023 Population estimate: 464,640

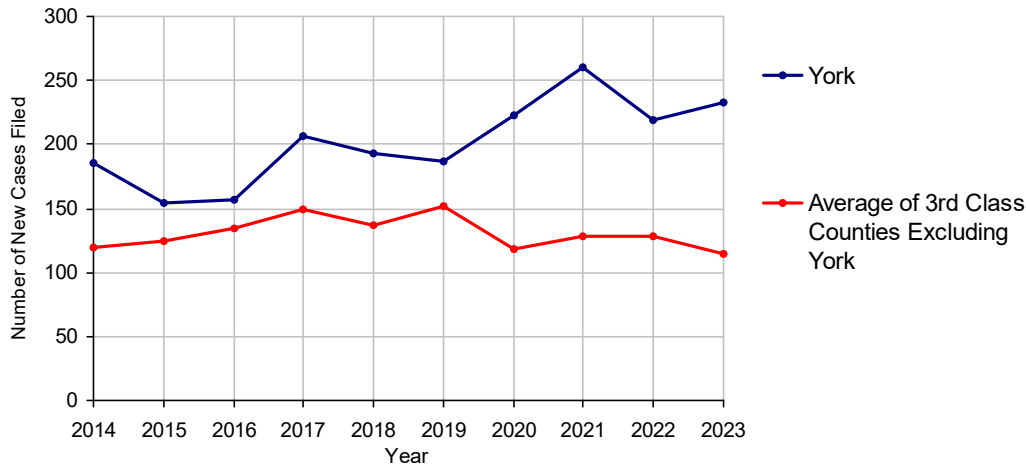
Class of County: 3rd

No. of Common Pleas Court Judgeships: 15



2023 Relinquishments/Terminations	No. of Cases	
Cases Pending 1/1/2023	59	
New Cases Filed in 2023	233	
Cases Available for Processing	292	
Processed By:		
Contested before a Judge	65	31.9%
Uncontested	130	63.7%
Other	9	4.4%
Cases Processed	204	100.0%
Cases Pending 12/31/2023	88	

Relinquishments/Terminations New Cases Filed, 2014-2023

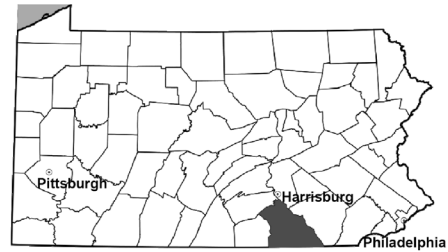


York County

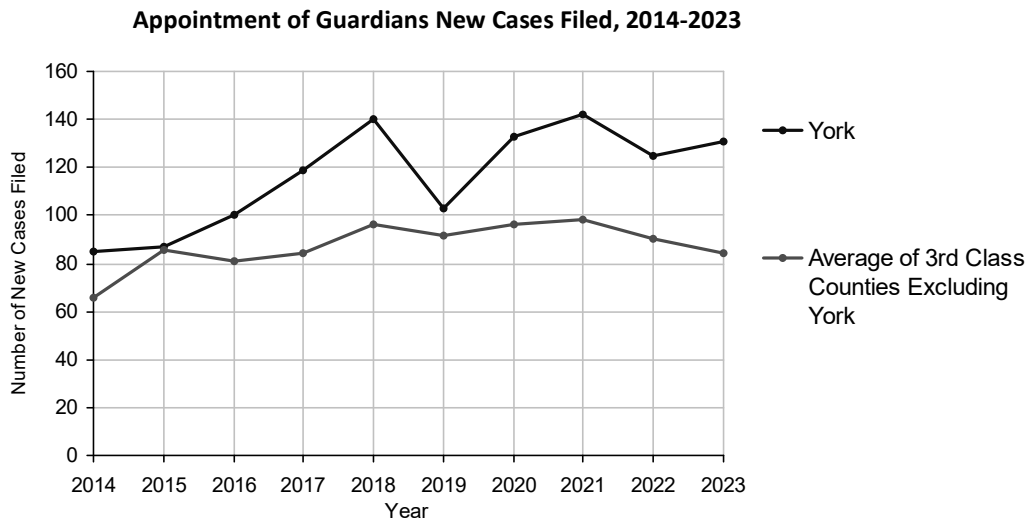
2023 Population estimate: 464,640

Class of County: 3rd

No. of Common Pleas Court Judgeships: 15

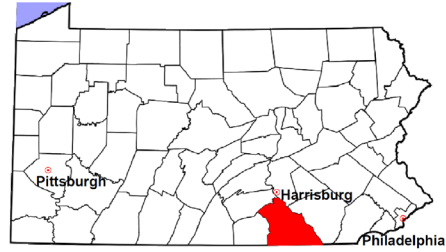


2023 Appointment of Guardians	No. of Cases	
Cases Pending 1/1/2023	20	
New Cases Filed in 2023	131	
Cases Available for Processing	151	
Processed By:		
Contested before a Judge	7	4.9%
Uncontested	111	77.6%
Other	25	17.5%
Cases Processed	143	100.0%
Cases Pending 12/31/2023	8	



York County

2023 Population estimate: 464,640
 Class of County: 3rd
 No. of Common Pleas Court Judgeships: 15



2023 Jury Yield and Utilization

Jury Yield

Qualification Questionnaires/Summonses Mailed:	10,875	A		
Returned Undeliverable:	782	B	7.2%	Of Qualification Questionnaires/ Summonses Mailed
Not Responded to:	1,507	C	13.9%	
the Number of Prospective Jurors:				
Disqualified:	523	D	4.8%	
Exempted:	0	E		
Excused:	2,905	F	26.7%	
Deferred to New Term:	1,394	G	12.8%	
Deferred from Previous Term:	1,283	H	11.8%	
Total Number of Qualified Jurors Available for Service:	5,047	I	46.4%	

$I = A - B - C - D - E - F - G + H$

Jury Utilization

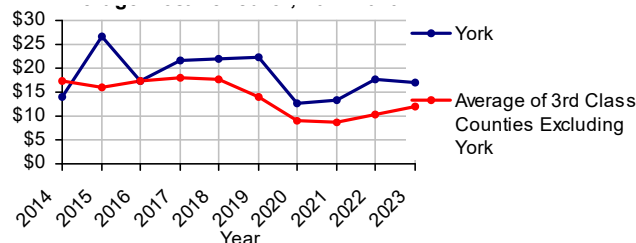
the Number of Jurors:			
Reporting for Service:	4,645	92.0%	Of Jurors Qualified and Available
Told Not to Report for Service:	0		
Sent to Courtroom for Jury Selection (Voir Dire):	3,400	73.2%	Of Jurors Reporting for Service
Impaneled or Sworn (jurors/alternates):	1,062	22.9%	
Removed for Cause/Hardship:	661		
Removed by Peremptory Challenge:	1,107		
Number of Jury Trials Started:	77		
Pool Days:	33		
Zero Panel Days:	4	12.1%	(Of Pool Days)

Jury Costs

Total Annual Budget for Juror Operations:	\$184,540.00	J
Average Cost Per Juror:	\$16.97	K

$K = J/A$

Average Cost Per Juror, 2014-2023

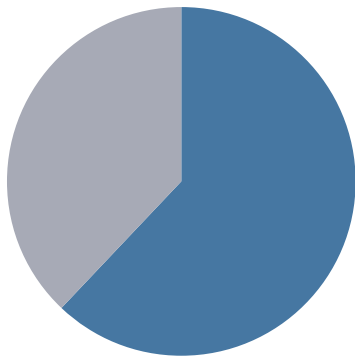


York County

2023 Problem Solving Courts

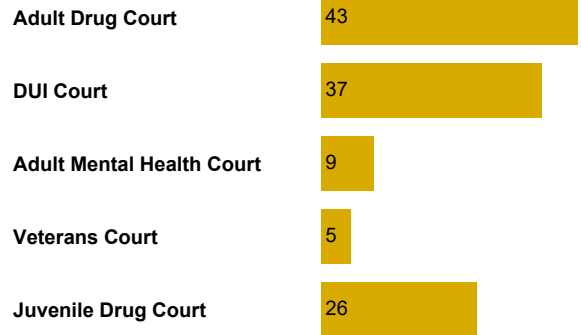
116 Discharges

Of All Court Participants Discharged:



62%
Graduated
Successfully

120 Admissions

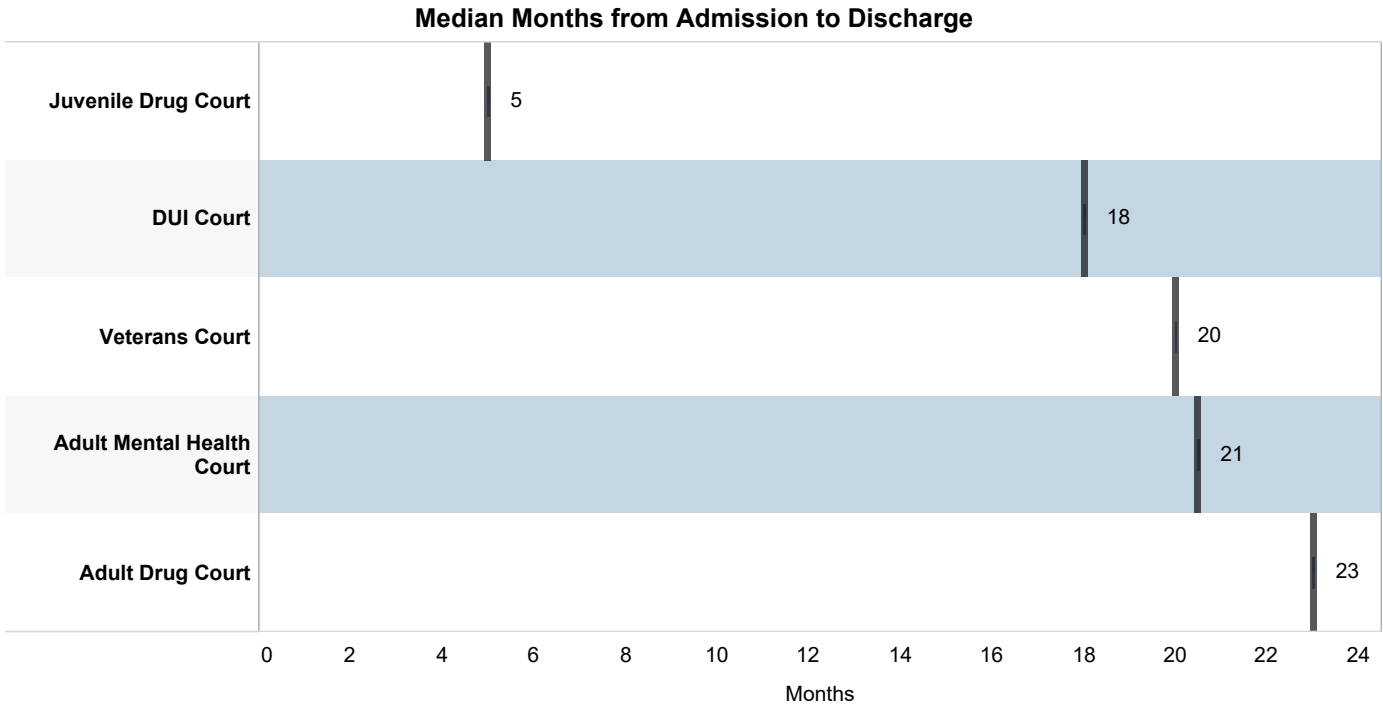


Discharge Reason

	Successfully Completed	Unsuccessful/New Offense	Unsuccessful /Non-Compliant	Unsuccessful /Absconded	Other	Total Discharges
Adult Drug Court	19 (54.3%)	6 (17.1%)	9 (25.7%)	1 (2.9%)		35 (100.0%)
DUI Court	40 (76.9%)		7 (13.5%)	2 (3.8%)	3 (5.8%)	52 (100.0%)
Adult Mental Health Court	4 (66.7%)	1 (16.7%)	1 (16.7%)			6 (100.0%)
Veterans Court	3 (50.0%)		1 (16.7%)	2 (33.3%)		6 (100.0%)
Juvenile Drug Court	6 (35.3%)	7 (41.2%)	3 (17.6%)		1 (5.9%)	17 (100.0%)

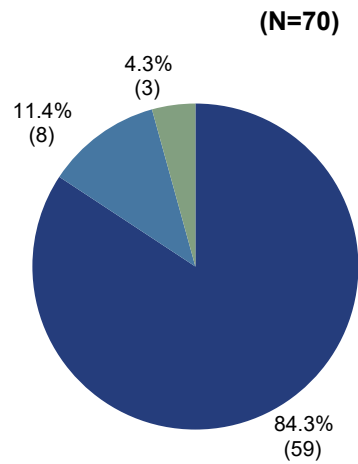

York County

2023 Problem Solving Courts



Among successful graduates, there was a 63% increase in employment.

84% of the employed successful graduates were employed full time:



18% (21) of all participants have improved in **education level** at discharge.

- Employed Full Time
- Employed Part Time
- Student Full Time

DEPARTMENT OF RESEARCH & STATISTICS

KIM NIEVES, PH.D.

DIRECTOR

ANDREW GINDER, MPA

ASSISTANT DIRECTOR

YAN LIU, M.S.

SENIOR STATISTICAL ANALYST

SASANKA ADIKARI, PH.D

DATA SCIENTIST

AMANDA PEREIRA

RESEARCH ASSISTANT