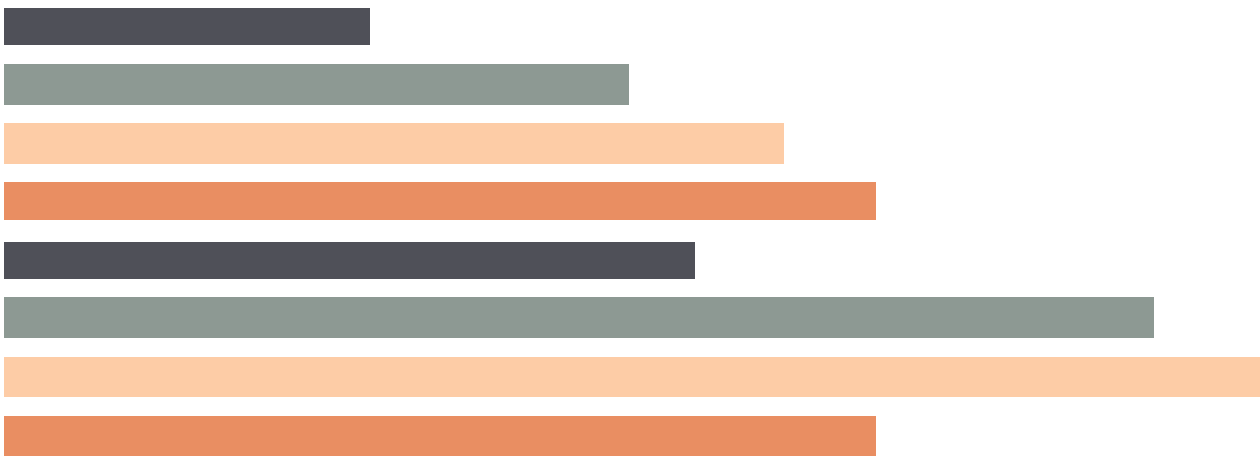
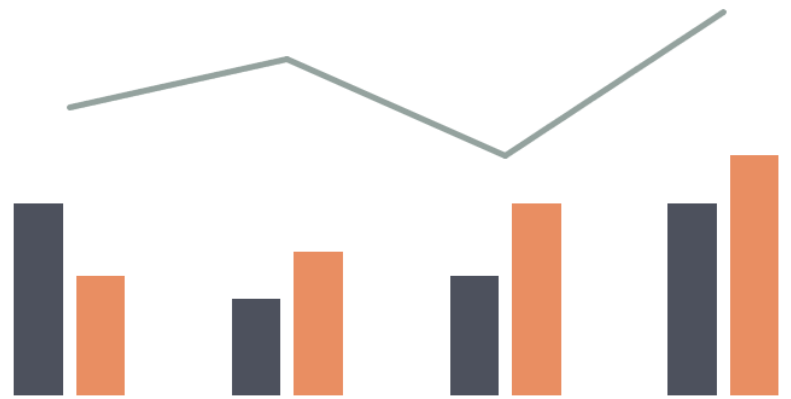


# 2023

Court of Common Pleas  
Caseload Statistics for

# Wyoming County





We are pleased to provide you with a copy of the 2023 County Caseload Display pages. They can also be viewed on the AOPC webpage at [www.pacourts.us](http://www.pacourts.us) in the *News & Statistics* section under *Research & Statistics*.

Should you have any questions or comments, please do not hesitate to contact me at 717.231.3300 .

Sincerely,

A handwritten signature in black ink, appearing to read "Sasanka", is written over a horizontal line. The signature is fluid and cursive.

Sasanka Adikari, Ph.D.  
Data Scientist  
Department of Research and Statistics



# Table of Contents

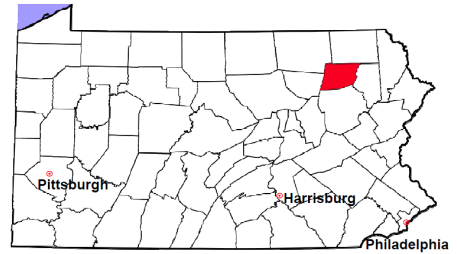
CPCMS Criminal .....	Page 1
CPCMS Criminal - New Cases by Case Type.....	Page 2
Civil.....	Page 3
Civil - Docketed Cases Listed by Case Type.....	Page 4
Protection From Abuse .....	Page 5
Spousal & Child Support and Paternity .....	Page 6
Custody/Partial Custody/Visitation.....	Page 7
Divorce .....	Page 8
Juvenile Dependency - Active Dependent Inventory .....	Page 9
Juvenile Dependency - Adjudicated Dependent Inventory .....	Page 10
Juvenile Delinquency - Cases Pending Disposition.....	Page 11
Juvenile Delinquency - New Cases by Case Type .....	Page 12
Juvenile Delinquency - Formal Dispositions .....	Page 13
Juvenile Delinquency - Informal Dispositions .....	Page 14
Accounts.....	Page 15
Adoptions.....	Page 16
Relinquishments/Terminations .....	Page 17
Appointment of Guardians .....	Page 18
Jury Yield and Utilization .....	Page 19
Problem Solving Courts.....	Pages 20-21

# Wyoming County

2023 Population estimate: 25,902

Class of County: 7th

No. of Common Pleas Court Judgeships: 1  
(Wyoming and Sullivan combined)



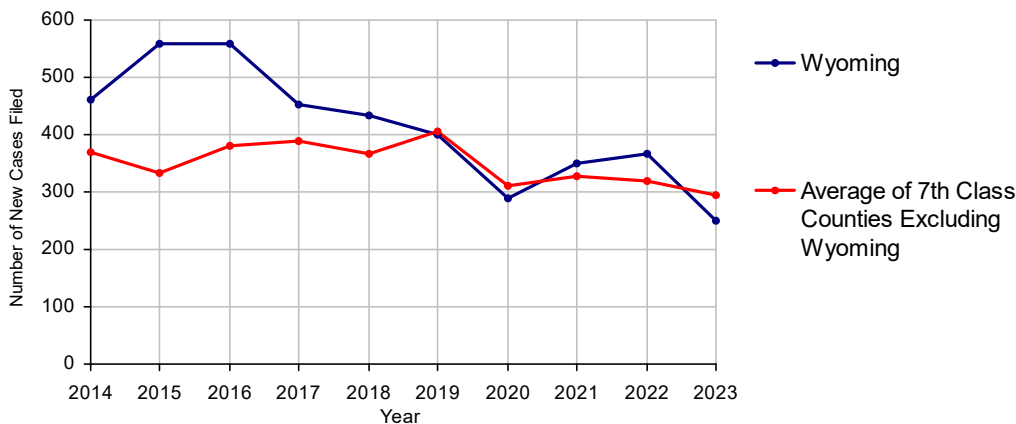
<b>2023 Criminal</b>	<b>No. of Cases</b>	
Cases Pending 1/1/2023	193	
New Cases Filed in 2023	249	
Reopened Cases	33	
<b>Cases Available for Processing</b>	<b>475</b>	
<b>Processed by:</b>		
Withdrawn/Dismissed	34	8.7%
Diversionsary Disposition*	55	14.1%
Guilty Plea	279	71.7%
Non-Jury Trial	2	0.5%
Jury Trial	4	1.0%
Inactive	11	2.8%
Other	4	1.0%
<b>Total Cases Processed</b>	<b>389</b>	<b>100.0%</b>
<b>Cases Pending 12/31/2023</b>	<b>86</b>	
Cases Awaiting Sentencing	12	

<b>Age of Pending Cases as of 12/31/2023</b>		
0-60 Days	44	51.2%
61-120 Days	12	14.0%
121-180 Days	12	14.0%
181-240 Days	4	4.7%
241-300 Days	3	3.5%
301-360 Days	2	2.3%
Over 360 Days	9	10.5%
<b>Total</b>	<b>86</b>	<b>100.0%</b>

Data provided by CPCMS

\* Includes other diversionsary programs such as Veterans Court.

**Criminal New Cases, 2014-2023**



# Wyoming County

2023 Population: 25,902  
 Class of County: 7th  
 No. of Common Pleas Judgeships: 1  
 (Wyoming and Sullivan combined)

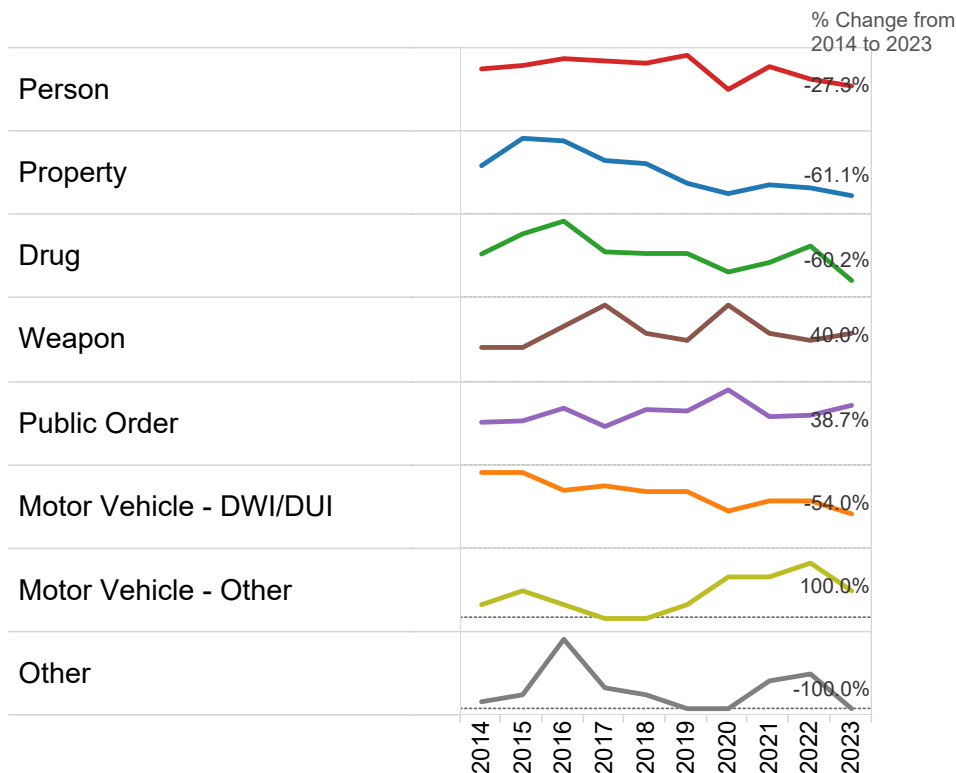


## 2023 Criminal - New Cases by Offense Type

Case Type	Felony	Misdemeanor	Summary	Total	
Person	14	26	0	40	16.1%
Property	14	23	0	37	14.9%
Drug	6	27	0	33	13.3%
Weapon	3	4	0	7	2.8%
Public Order	15	28	0	43	17.3%
Motor Vehicle - DWI/DUI	4	83	0	87	34.9%
Motor Vehicle - Other	0	2	0	2	0.8%
Other	0	0	0	0	0.0%
<b>Total</b>	<b>56</b>	<b>193</b>	<b>0</b>	<b>249</b>	<b>100.0%</b>
	<b>22.5%</b>	<b>77.5%</b>	<b>0.0%</b>	<b>100.0%</b>	

Data provided by CPCMS

### Criminal New Cases by Offense Type, 2014-2023

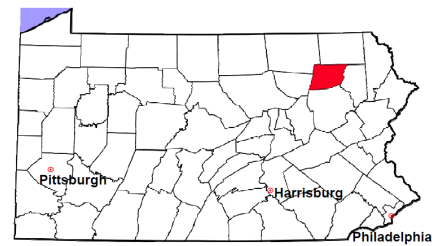


# Wyoming County

2023 Population estimate: 25,902

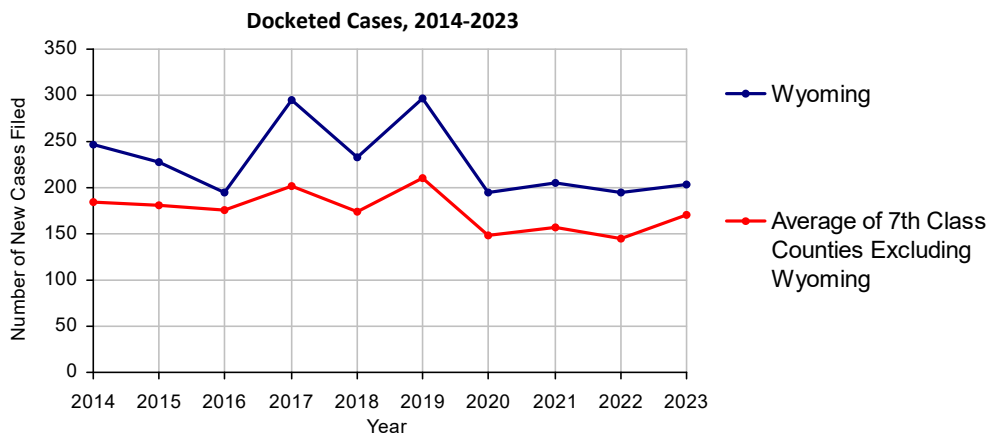
Class of County: 7th

No. of Common Pleas Court Judgeships: 1  
(Wyoming and Sullivan combined)



2023 Civil	Civil Action	Other	Total
Cases Pending 1/1/2023	154	311	465
Docketed Cases	98	106	204
Arbitration Appeals	0	0	0
Transferred In	0	0	0
Returned to Active	0	0	0
<b>Cases Available for Processing</b>	<b>252</b>	<b>417</b>	<b>669</b>
Processed By:			
Default Judgments	44	33	77
Cases Decided by Arbitration Board	8	1	9
Dispositive Motions	0	0	0
Settlements	3	9	12
Moved to Inactive Status	0	2	2
Transferred/Withdrawn	1	1	2
Dismissed/Discontinued	43	26	69
Administrative Purge	13	6	19
Other	6	169	175
Jury Trial	1	0	1
Non-Jury Trial	0	0	0
<b>Total Cases Processed</b>	<b>119</b>	<b>247</b>	<b>366</b>
<b>Cases Pending 12/31/2023</b>	<b>133</b>	<b>170</b>	<b>303</b>

Age of Pending Cases as of 12/31/2023 (Civil Action Only)		
0-6 months	32	24.1%
7-12 months	21	15.8%
13-18 months	8	6.0%
19-24 months	20	15.0%
25-30 months	18	13.5%
31-36 months	7	5.3%
37-42 months	9	6.8%
43-48 months	13	9.8%
49-54 months	2	1.5%
55-60 months	0	
61-66 months	0	
67-72 months	1	0.8%
Over 72 months	2	1.5%
<b>Total</b>	<b>133</b>	<b>100.0%</b>



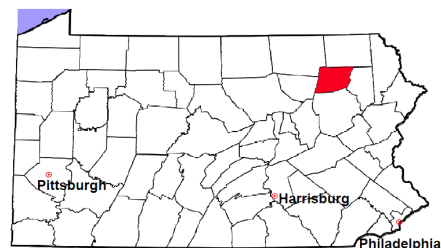


# Wyoming County

2023 Population estimate: 25,902

Class of County: 7th

No. of Common Pleas Court Judgeships: 1  
(Wyoming and Sullivan combined)



## 2023 Civil - Docketed Cases Listed by Case Type

### TORT 17 8.3%

*(does not include mass tort)*

Intentional	0
Malicious Prosecution	0
Motor Vehicle	9
Nuisance	1
Premise Liability	1
Product Liability	0
Slander/Libel/Defamation	0
Other	6

### MASS TORT 0

Asbestos	0
Tobacco	0
Toxic Tort - DES	0
Toxic Tort - Implant	0
Toxic Waste	0
Other	0

### PROFESSIONAL LIABILITY 0

Dental	0
Legal	0
Medical Malpractice	0
Other	0

### CONTRACT 81 39.7%

*(does not include judgments)*

Buyer Plaintiff	2
Debt Collection: Credit Card	48
Debt Collection: Other	25
Employment Dispute: Discrimination	0
Employment Dispute: Other	0
Other	6

#### Of the Docketed Cases:

Pro Se Filings: 4 2.0%      Class Action Suits: 0      MDJ Appeals: 5 2.5%

\*Civil Other

### REAL PROPERTY 59 28.9%

Ejectment*	3
Eminent Domain/Condemnation*	1
Ground Rent	0
Landlord/Tenant Dispute	0
Mortgage Foreclosure:	
Residential*	47
Commercial*	1
Partition of Real Property*	3
Quiet Title*	4
Other*	0

### CIVIL APPEALS 23 11.3%

*- Administrative Agencies*

Board of Assessment*	0
Board of Elections*	0
Dept. of Transportation*	9
Zoning Board*	1
Statutory Appeal - Other*	0
Other*	13

### MISCELLANEOUS 24 11.8%

Common Law/	
Statutory Arbitration*	0
Declaratory Judgment*	1
Mandamus*	0
Non-Domestic Relations	
Restraining Order*	0
Quo Warranto*	0
Replevin*	7
Other*	16

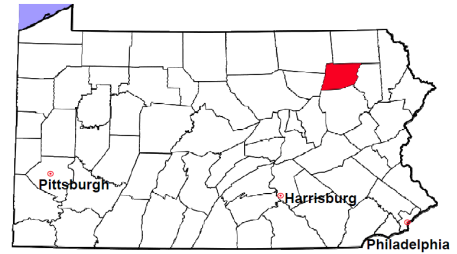
### TOTAL DOCKETED CASES: 204 100.0%

# Wyoming County

2023 Population estimate: 25,902

Class of County: 7th

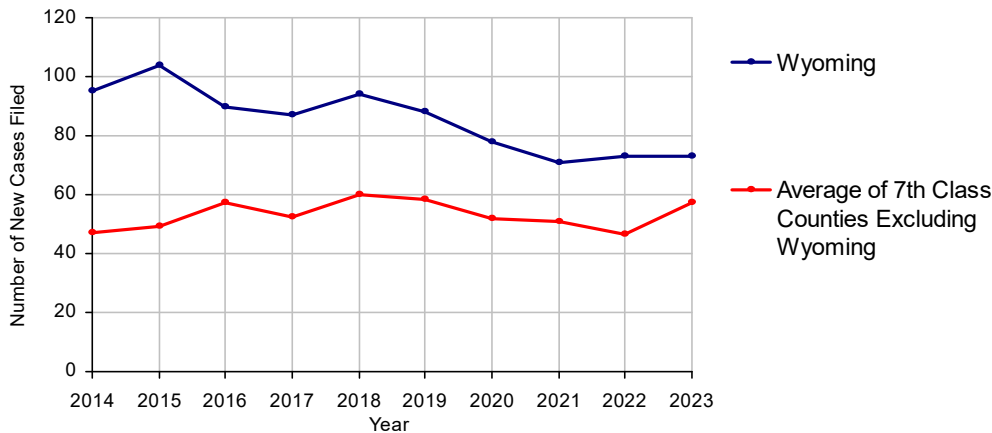
No. of Common Pleas Court Judgeships: 1  
(Wyoming and Sullivan combined)



## 2023 Protection From Abuse

	No. of Petitions
Cases Pending 1/1/2023	1
New Cases Filed in 2023	73
<i>Of these, Petitions Requesting Temporary Orders: 73 (100.0%)</i>	
<i>Temporary Orders DENIED: 30 (41.1%), Temporary Orders GRANTED: 43 (58.9%)</i>	
<b>Cases Available for Processing</b>	<b>74</b>
Processed By:	
Temporary Order DENIED After Ex Parte Hearing and No Evidentiary Hearing Scheduled	30 42.3%
Temporary Order DISMISSED After Evidentiary Hearing and No Final Order Entered	4 5.6%
Final Order DENIED After Evidentiary Hearing Before a Judge or a Judicial Officer	3 4.2%
Final Order GRANTED After Evidentiary Hearing Before a Judge or a Judicial Officer	19 26.8%
Plaintiff Did Not Appear For Evidentiary Hearing	1 1.4%
Final Order by STIPULATION OR AGREEMENT Between the Parties	8 11.3%
Petition WITHDRAWN by Plaintiff	5 7.0%
TRANSFERRED to Another Jurisdiction	0
Other	1 1.4%
<b>Cases Processed</b>	<b>71 100.0%</b>
<b>Cases Pending 12/31/2023</b>	<b>3</b>

PFA New Cases Filed, 2014-2023

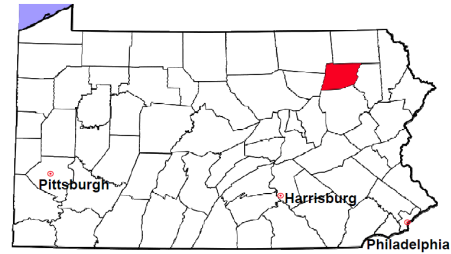


# Wyoming County

2023 Population estimate: 25,902

Class of County: 7th

No. of Common Pleas Court Judgeships: 1  
(Wyoming and Sullivan combined)



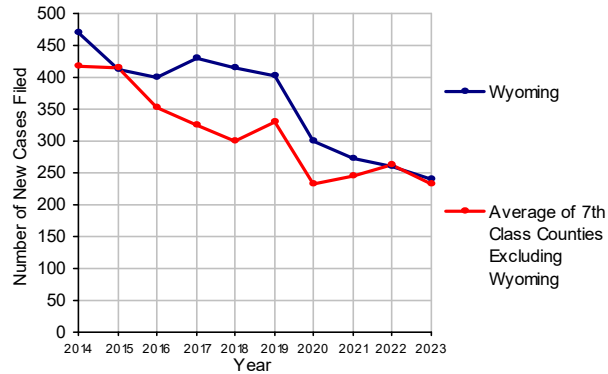
2023 Spousal & Child Support	No. of Petitions
Cases Pending 1/1/2023	48
New Cases Filed in 2023	241
Dockets Transferred In (+)	7
Dockets Transferred Out (-)	6
<b>Cases Available for Processing</b>	<b>290</b>
Processed By:	
Judge	14 5.7%
Intake Officer	231 94.3%
Hearing Officer	0
Other	0
<b>Cases Processed</b>	<b>245 100.0%</b>
<b>Cases Pending 12/31/2023</b>	<b>45</b>

Data provided by PACSES

2023 Paternity	No. of Cases
<b>Acknowledgements Filed:</b>	
Non-Domestic Relations Section	15 75.0%
During Conference	2 10.0%
Non-Stipulated (post genetic test)	3 15.0%
Pre-Trial Conference	0
<b>Total</b>	<b>20 100.0%</b>
<b>Established:</b>	
Stipulated by Genetic Tests	0
Default - Father Failed to Appear	0
Adjudication by Court Proceeding	0
Out of State	3 100.0%
<b>Total</b>	<b>3 100.0%</b>
<b>Cases Pending 12/31/2023</b>	<b>4</b>

Data provided by PACSES

Spousal & Child Support New Cases, 2014-2023



## DEFINITIONS:

### ACKNOWLEDGEMENTS FILED:

**NON-DOMESTIC RELATIONS SECTION:** The voluntary Acknowledgement of Paternity by the alleged father.  
**DURING CONFERENCE:** The alleged father signed the Acknowledgement of Paternity-Waiver of Trial (PE-010) at the initial child support conference.  
**NON-STIPULATED (POST GENETIC TEST):** The alleged father signed the Acknowledgement of Paternity-Waiver of Trial after genetic tests were conducted and resulted in the alleged father being determined to be the biological father.  
**PRE-TRIAL CONFERENCE:** The alleged father signed the Acknowledgement of Paternity-Waiver of Trial at the pre-trial conference.

### ESTABLISHED:

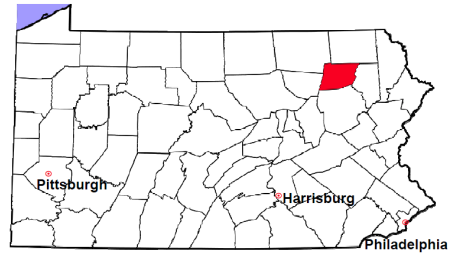
**STIPULATED BY GENETIC TESTS:** The alleged father requested genetic tests and signed a stipulation that if the test results had a 99% or higher probability of paternity then the alleged father would be stipulated as the biological father of the child.  
**DEFAULT - FATHER FAILED TO APPEAR:** The alleged father failed to appear after being served for either a support conference, hearing, or genetic test and a default paternity order was entered by the court.  
**ADJUDICATION BY COURT PROCEEDING:** The alleged father was determined to be the biological father of the child through a court proceeding.  
**OUT OF STATE:** Paternity was established in another state, "Out of state only".

# Wyoming County

2023 Population Estimate: 25,902

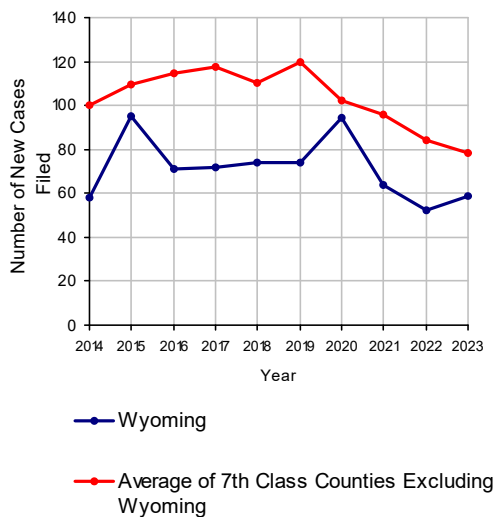
Class of County: 7th

No. of Common Pleas Court Judgeships: 1  
(Wyoming and Sullivan combined)

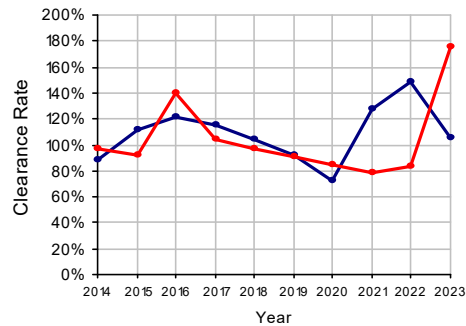


2023 Custody/Partial Custody/Visitation	No. of Petitions	
Cases Pending 1/1/2023	20	
New Cases Filed in 2023	59	
<b>Cases Available for Processing</b>	<b>79</b>	
Processed By:		
Judge	35	56.5%
Non-Judicial Officer	0	
Administrative Review/Purge	14	22.6%
Other	13	21.0%
<b>Cases Processed</b>	<b>62</b>	<b>100.0%</b>
<b>Cases Pending 12/31/2023</b>	<b>17</b>	

Custody/Partial Custody/Visitation New Cases Filed, 2014-2023

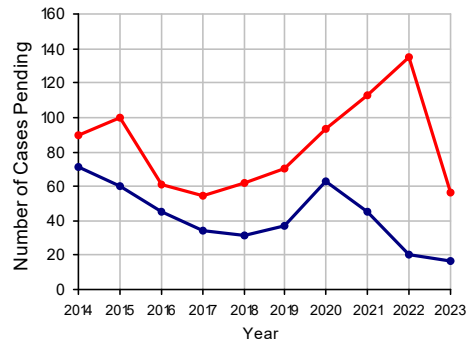


Clearance Rate, 2014-2023



Note: Clearance Rate = Cases Processed / New Cases Filed

Cases Pending at the End of Year, 2014-2023

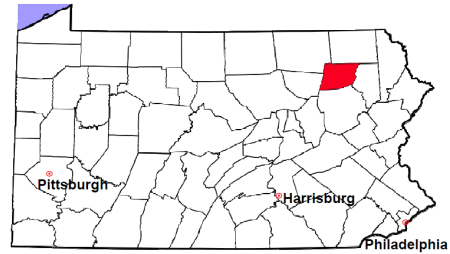


# Wyoming County

2023 Population estimate: 25,902

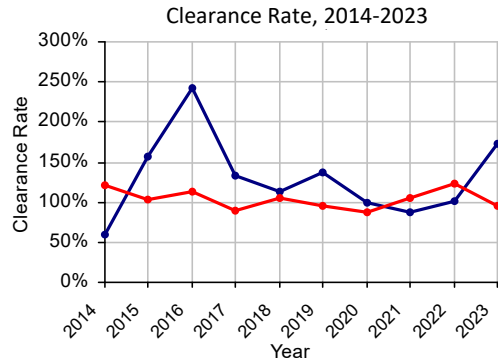
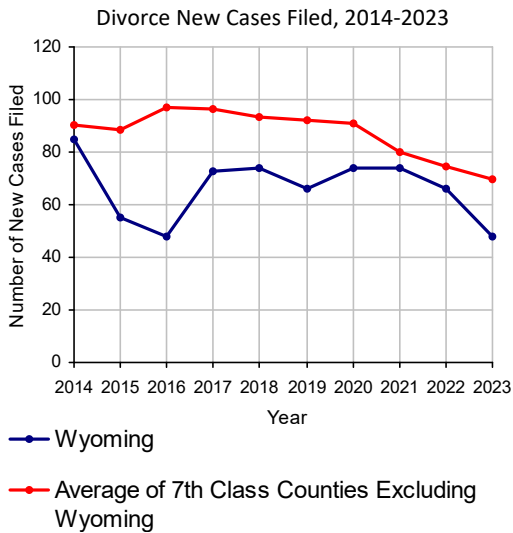
Class of County: 7th

No. of Common Pleas Court Judgeships: 1  
(Wyoming and Sullivan combined)

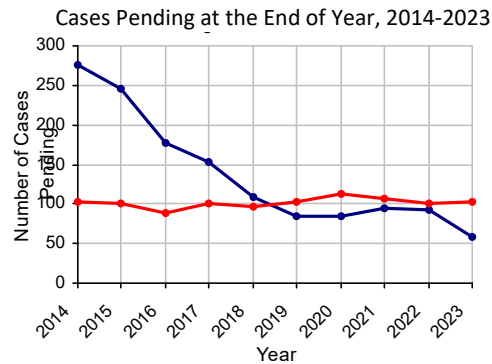


## 2023 Divorce

	No. of Petitions	
Cases Pending 1/1/2023	93	
New Cases Filed in 2023	48	
<b>Cases Available for Processing</b>	<b>141</b>	
Processed By:		
Contested Before a Judge	0	
Contested Before a Non-Judicial Officer	0	
Uncontested	46	55.4%
Administrative Review/Purge	37	44.6%
Other	0	
<b>Cases Processed</b>	<b>83</b>	<b>100.0%</b>
<b>Cases Pending 12/31/2023</b>	<b>58</b>	

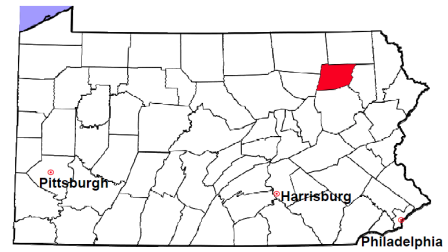


Note: Clearance Rate = Cases Processed / New Cases Filed



# Wyoming County

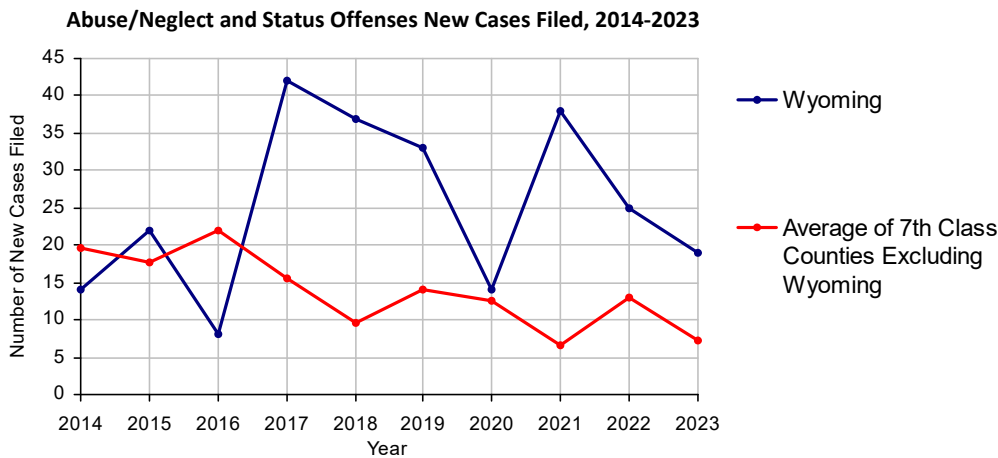
2023 Population estimate: 25,902  
 Class of County: 7th  
 No. of Common Pleas Court Judgeships: 1  
 (Wyoming and Sullivan combined)



## 2023 Juvenile Dependency - Petitions Pending Adjudication

	Abuse/ Neglect	Status Offenses	Total
Cases Pending 1/1/2023	1	0	1
New Petitions Filed in 2023	19	0	19
Other	6	0	6
<b>Total Petitions Available for Processing</b>	<b>26</b>	<b>0</b>	<b>26</b>
Processed by:			
Adjudicated Dependent			
Judge	19	0	19
Juvenile Court Hearing Officer	0	0	0
Adjudicated NOT Dependent			
Judge	4	0	4
Juvenile Court Hearing Officer	0	0	0
Withdrawn/Dismissed/Inactive	1	0	1
Other	0	0	0
<b>Total Petitions Processed</b>	<b>24</b>	<b>0</b>	<b>24</b>
<b>Cases Pending 12/31/2023</b>	<b>2</b>	<b>0</b>	<b>2</b>

Data provided by CPCMS

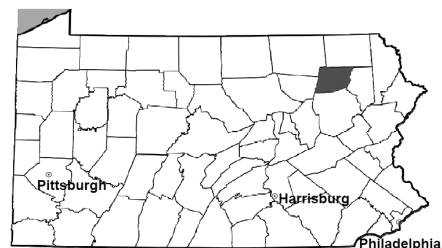


# Wyoming County

2023 Population estimate: 25,902

Class of County: 7th

No. of Common Pleas Court Judgeships: 1  
(Wyoming and Sullivan combined)



## 2023 Juvenile Dependency - Adjudicated Dependent Inventory

	Abuse/ Neglect	Status Offenses	Total
Cases Pending 1/1/2023	33	1	34
New Adjudicated Dependent Cases	19	0	19
Other	0	0	0
<b>Total Adjudicated Dependent Cases</b>	<b>52</b>	<b>1</b>	<b>53</b>
<b><u>Court Supervision Terminated:</u></b>			
Family Reunification	8 40.0%	1 100.0%	9 42.9%
Adoption	3 15.0%	0	3 14.3%
Placement with a Relative/Guardian	7 35.0%	0	7 33.3%
Aged Out	2 10.0%	0	2 9.5%
Other Permanency Outcomes*	0	0	0
Other**	0	0	0
<b>Total Adjudicated Dependent Cases Terminated</b>	<b>20 100.0%</b>	<b>1 100.0%</b>	<b>21 100.0%</b>
<b>Cases Pending 12/31/2023</b>	<b>32</b>	<b>0</b>	<b>32</b>

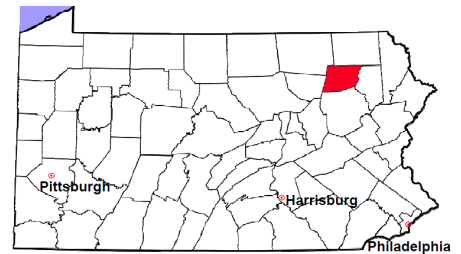
Data provided by CPCMS

\* Other Permanency Outcomes include: adjudicated delinquent, death due to natural causes, emancipation, permanent living arrangement, and parent has come forward.

\*\* Other includes cases where court supervision is terminated due to transfer out of jurisdiction, withdrawal and administrative closure.

# Wyoming County

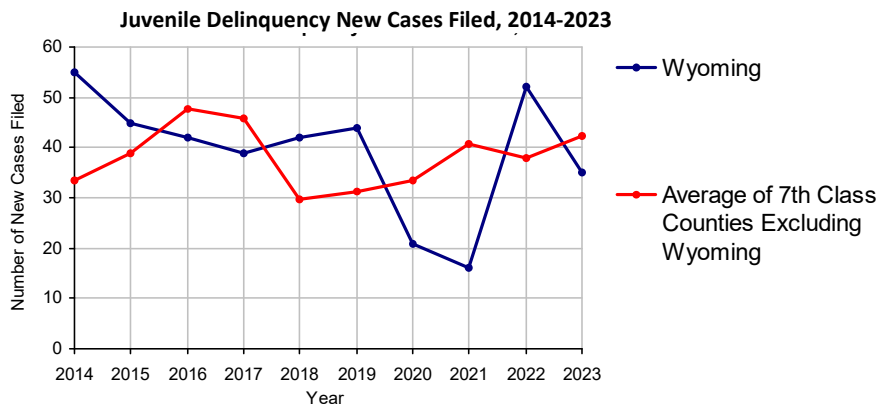
2023 Population estimate: 25,902  
 Class of County: 7th  
 No. of Common Pleas Court Judgeships: 1  
 (Wyoming and Sullivan combined)



## 2023 Juvenile Delinquency - Cases Pending Disposition

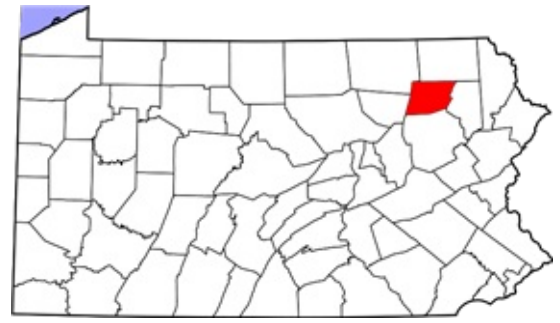
<b>Begin Pending</b>	<b>11</b>
<b>New Cases</b>	<b>35</b>
Consent Decree Revoked	1
Informal Adjustment Program Revoked	0
Alternative Program Revoked	0
Warrant Returned	0
Other	3
<b>Total Cases Available for Disposition</b>	<b>50</b>
<b>Warrant Issued</b>	<b>1</b>
<b>Disposed by:</b>	
Adjudicated Delinquent by a Judge	22
Adjudicated Delinquent by a Juvenile Court Hearing Officer	0
Consent Decree Entered	5
Informal Adjustment Program Entered	0
Warned and Counseled (Pre-Petition)	0
Dismissed/Withdrawn/Transferred	13
Transferred to Criminal Court	0
Other	1
<b>Total Cases Disposed</b>	<b>41</b>
<b>End Pending</b>	<b>8</b>

Data provided by CPCMS





# Wyoming County



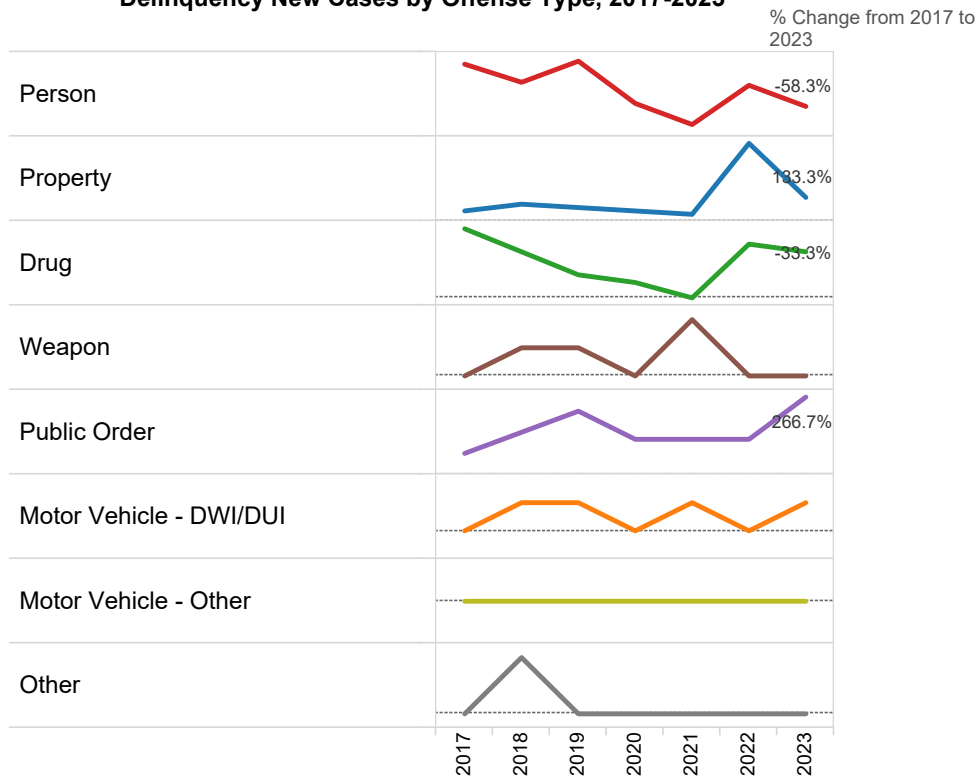
2023 Population: 25,902  
 Class of County: 7th  
 No. of Common Pleas Judgeships: 1  
 (Wyoming and Sullivan combined)

## 2023 Delinquency - New Cases by Offense Type

Case Type	Felony	Misdemeanor	Summary	Total	
Person	1	9	0	10	28.6%
Property	5	2	0	7	20.0%
Drug	0	6	0	6	17.1%
Weapon	0	0	0	0	0.0%
Public Order	1	2	8	11	31.4%
Motor Vehicle - DWI/DUI	0	1	0	1	2.9%
Motor Vehicle - Other	0	0	0	0	0.0%
Other	0	0	0	0	0.0%
<b>Total</b>	<b>7</b>	<b>20</b>	<b>8</b>	<b>35</b>	<b>100.0%</b>
	<b>20.0%</b>	<b>57.1%</b>	<b>22.9%</b>	<b>100.0%</b>	

Data provided by CPCMS

### Delinquency New Cases by Offense Type, 2017-2023

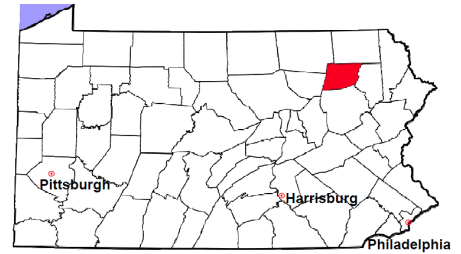


# Wyoming County

2023 Population estimate: 25,902

Class of County: 7th

No. of Common Pleas Court Judgeships: 1  
(Wyoming and Sullivan combined)



---

## 2023 Juvenile Delinquency - Formal Dispositions

---

<b>Begin Pending</b>	<b>42</b>
Adjudicated Delinquent by a Judge	22
Adjudicated Delinquent by a Juvenile Court Hearing Officer	0
Warrant Returned	0
Other	3
<b>Total Adjudicated Delinquent Cases</b>	<b>67</b>
<b>Warrant Issued</b>	<b>0</b>
<b>Court Supervision Terminated:</b>	
Conditions Satisfied	25
Compelling Reasons	8
Reached Age 21	0
Transferred to Another Juvenile Court	0
Other	0
<b>Total Adjudicated Delinquent Cases Terminated</b>	<b>33</b>
<b>End Pending</b>	<b>34</b>

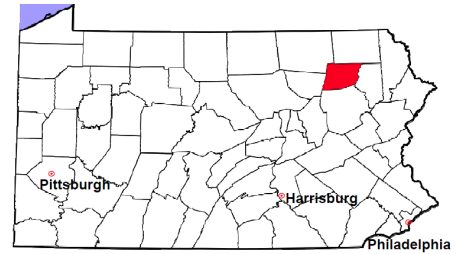
---

(R) - Revised

Data provided by CPCMS

# Wyoming County

2023 Population estimate: 25,902  
 Class of County: 7th  
 No. of Common Pleas Court Judgeships: 1  
 (Wyoming and Sullivan combined)

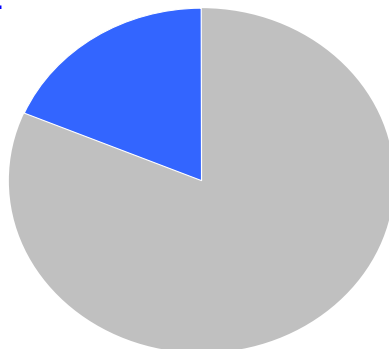


## 2023 Juvenile Delinquency - Informal Dispositions

<b>Pending Consent Decrees</b>	<b>2</b>
<b>Pending Informal Adjustments</b>	<b>0</b>
New Consent Decrees	5
<b>New Informal Adjustments</b>	<b>0</b>
Warrant Returned	0
<b>Other</b>	<b>1</b>
<b>Cases Informally Disposed</b>	<b>8</b>
<b>Warrant Issued</b>	<b>0</b>
<b>Terminated by:</b>	
Consent Decree Completed	6
<b>Informal Adjustment Completed</b>	<b>0</b>
Consent Decree Revoked	1
Informal Adjustment Program Revoked	0
<b>Other</b>	<b>0</b>
<b>Total Informally Disposed Cases Terminated</b>	<b>7</b>
<b>End Pending</b>	<b>1</b>

(R) - Revised  
 Data provided by CPCMS

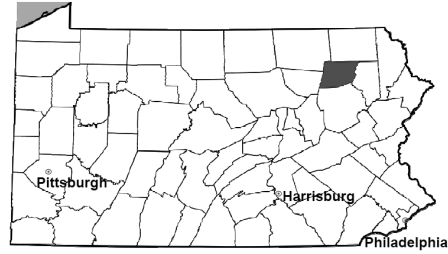
Informal Dispositions: **19%**



Delinquency Cases are disposed either formally, at a proceeding held before a judge or hearing officer, or informally without a proceeding. Informal dispositions include informal adjustments supervised by a juvenile probation officer; consent decrees agreed upon with the District Attorney after a petition is filed; or other pre-petition process by the juvenile probation department.

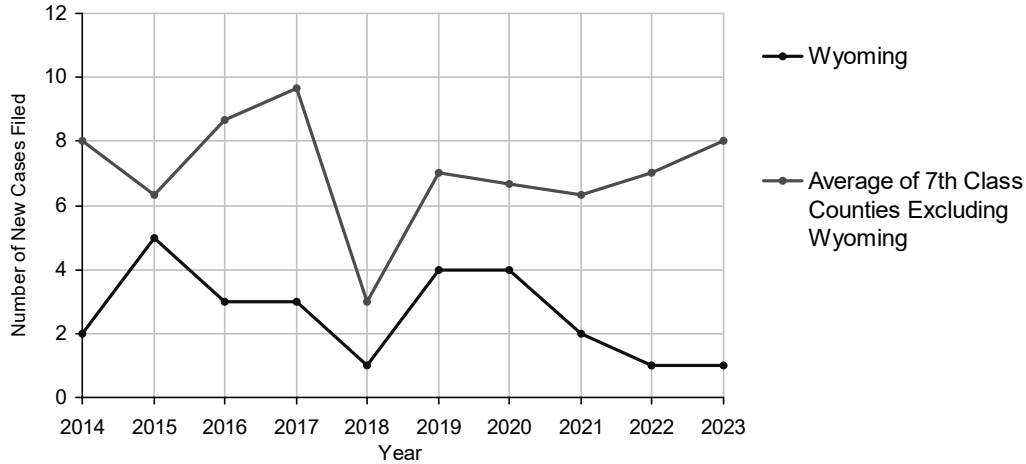
# Wyoming County

2023 Population estimate: 25,902  
 Class of County: 7th  
 No. of Common Pleas Court Judgeships: 1  
 (Wyoming and Sullivan combined)



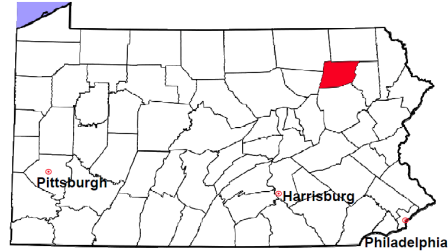
<b>2023 Accounts</b>	<b>No. of Cases</b>	
Cases Pending 1/1/2023	1	
New Cases Filed in 2023	1	
<b>Cases Available for Processing</b>	<b>2</b>	
Processed By:		
Contested before a Judge	0	
Contested before a Non-Judicial Officer	0	
Uncontested	2	100.0%
Other	0	
<b>Cases Processed</b>	<b>2</b>	<b>100.0%</b>
<b>Cases Pending 12/31/2023</b>	<b>0</b>	

Accounts New Cases Filed, 2014-2023



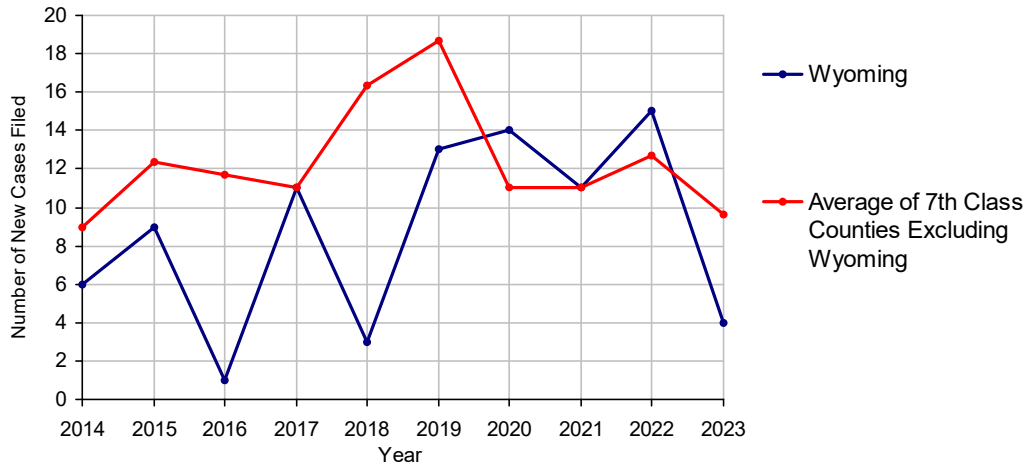
# Wyoming County

2023 Population estimate: 25,902  
 Class of County: 7th  
 No. of Common Pleas Court Judgeships: 1  
 (Wyoming and Sullivan combined)



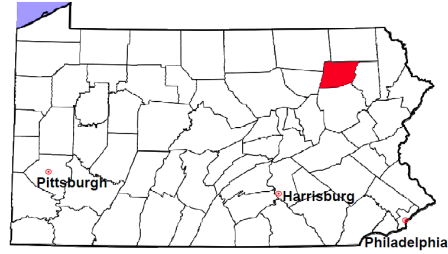
<b>2023 Adoptions</b>		<b>No. of Cases</b>	
Cases Pending 1/1/2023		4	
New Cases Filed in 2023		4	
<b>Cases Available for Processing</b>		<b>8</b>	
Processed By:			
Contested before a Judge	Granted	0	
	Denied	0	
Uncontested	Granted	8	100.0%
	Denied	0	
Other		0	
<b>Cases Processed</b>		<b>8</b>	<b>100.0%</b>
<b>Cases Pending 12/31/2023</b>		<b>0</b>	

Adoptions New Cases Filed, 2014-2023



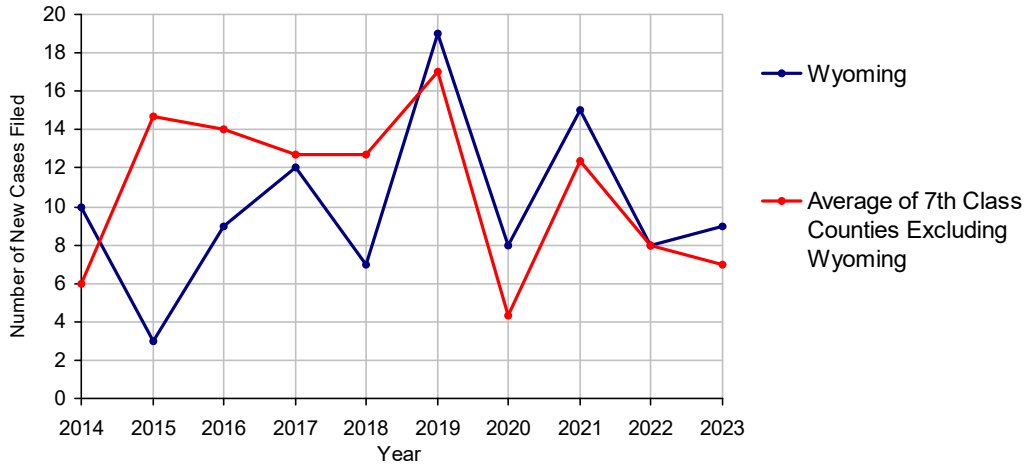
# Wyoming County

2023 Population estimate: 25,902  
 Class of County: 7th  
 No. of Common Pleas Court Judgeships: 1  
 (Wyoming and Sullivan combined)



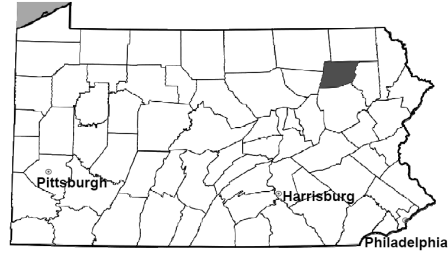
<b>2023 Relinquishments/Terminations</b>	<b>No. of Cases</b>	
Cases Pending 1/1/2023	1	
New Cases Filed in 2023	9	
<b>Cases Available for Processing</b>	<b>10</b>	
Processed By:		
Contested before a Judge	0	
Uncontested	6	100.0%
Other	0	
<b>Cases Processed</b>	<b>6</b>	<b>100.0%</b>
<b>Cases Pending 12/31/2023</b>	<b>4</b>	

Relinquishments/Terminations New Cases Filed, 2014-2023



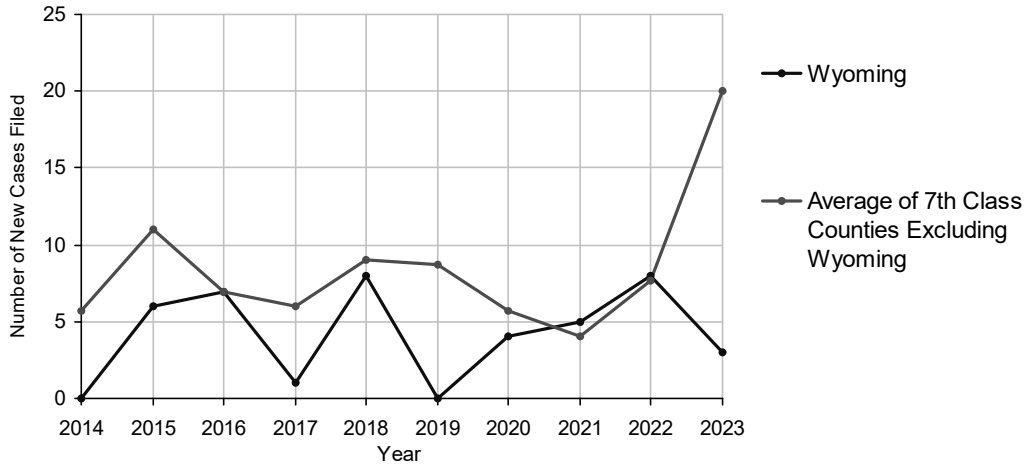
# Wyoming County

2023 Population estimate: 25,902  
 Class of County: 7th  
 No. of Common Pleas Court Judgeships: 1  
 (Wyoming and Sullivan combined)



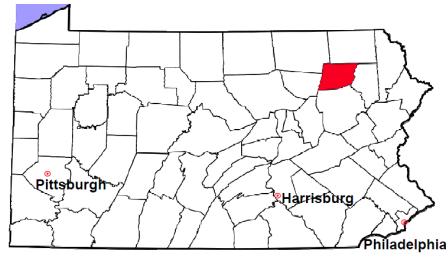
<b>2023 Appointment of Guardians</b>	<b>No. of Cases</b>
Cases Pending 1/1/2023	1
New Cases Filed in 2023	3
<b>Cases Available for Processing</b>	<b>4</b>
Processed By:	
Contested before a Judge	0
Uncontested	3 100.0%
Other	0
<b>Cases Processed</b>	<b>3 100.0%</b>
<b>Cases Pending 12/31/2023</b>	<b>1</b>

**Appointment of Guardians New Cases Filed, 2014-2023**



# Wyoming County

2023 Population estimate: 25,902  
 Class of County: 7th  
 No. of Common Pleas Court Judgeships: 1  
 (Wyoming and Sullivan combined)



## 2023 Jury Yield and Utilization

### Jury Yield

Qualification Questionnaires/Summonses Mailed:	901	A		
Returned Undeliverable:	81	B	9.0%	Of Qualification Questionnaires/ Summonses Mailed
Not Responded to:	112	C	12.4%	
the Number of Prospective Jurors:				
Disqualified:	70	D	7.8%	
Exempted:	0	E		
Excused:	93	F	10.3%	
Deferred to New Term:	3	G	0.3%	
Deferred from Previous Term:	0	H		
<b>Total Number of Qualified Jurors Available for Service:</b>	<b>542</b>	<b>I</b>	<b>60.2%</b>	

$I = A - B - C - D - E - F - G + H$

### Jury Utilization

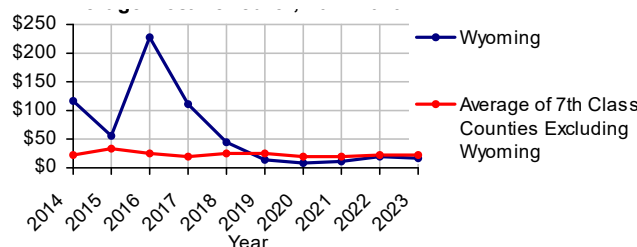
the Number of Jurors:			
Reporting for Service:	228	42.1%	Of Jurors Qualified and Available
Told Not to Report for Service:	246	45.4%	
Sent to Courtroom for Jury Selection (Voir Dire):	95	41.7%	Of Jurors Reporting for Service
Impaneled or Sworn (jurors/alternates):	56	24.6%	
Removed for Cause/Hardship:	7		
Removed by Peremptory Challenge:	5		
Number of Jury Trials Started:	4		
Pool Days:	4		
Zero Panel Days	2	50.0%	(Of Pool Days)

### Jury Costs

<b>Total Annual Budget for Juror Operations:</b>	<b>\$15,749.00</b>	J
<b>Average Cost Per Juror:</b>	<b>\$17.48</b>	K

$K = J/A$

Average Cost Per Juror, 2014-2023





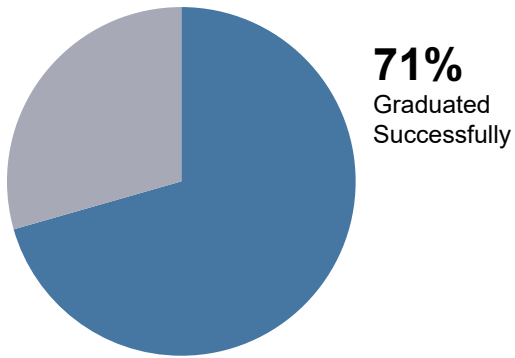
# Wyoming/Sullivan Counties

## 2023 Problem Solving Courts

17 Discharges

8 Admissions

Of All Court Participants Discharged:



Adult Drug Court

8

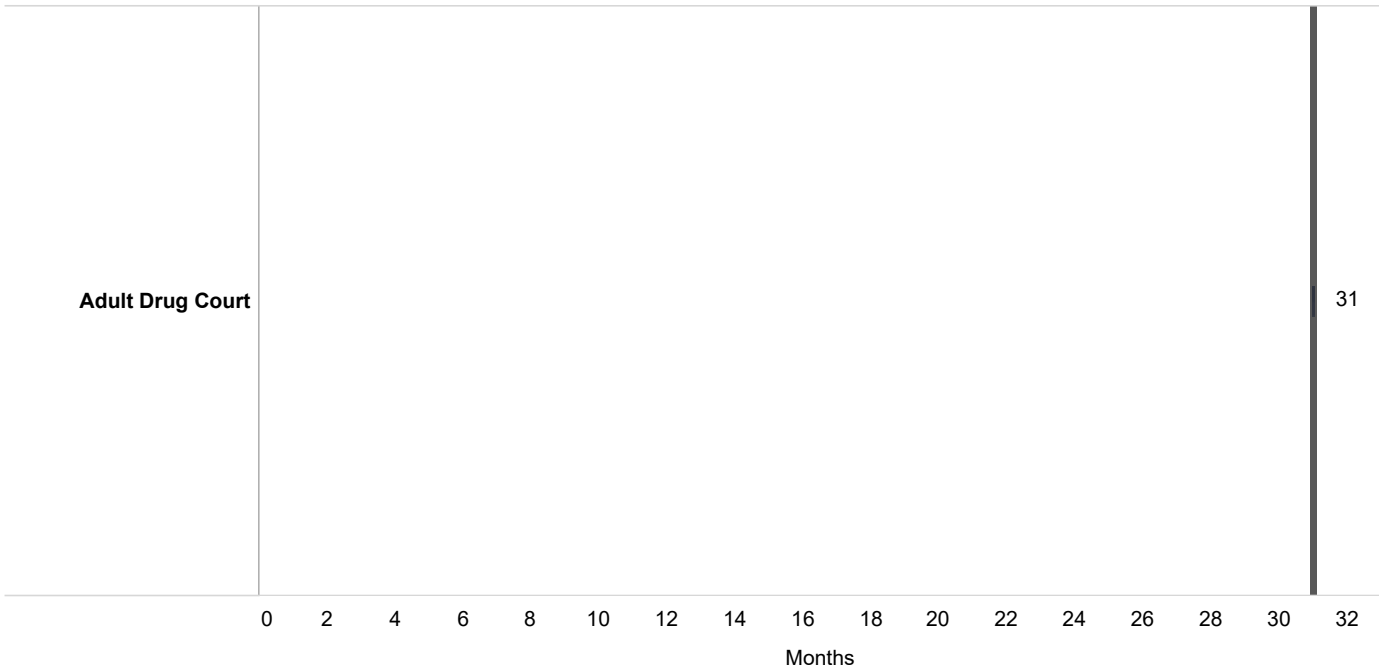
### Discharge Reason

	Successfully Completed	Unsuccessful/New Offense	Unsuccessful /Non-Compliant	Other	Total Discharges
Adult Drug Court	12 (70.6%)	1 (5.9%)	3 (17.6%)	1 (5.9%)	17 (100.0%)

# Wyoming/Sullivan Counties

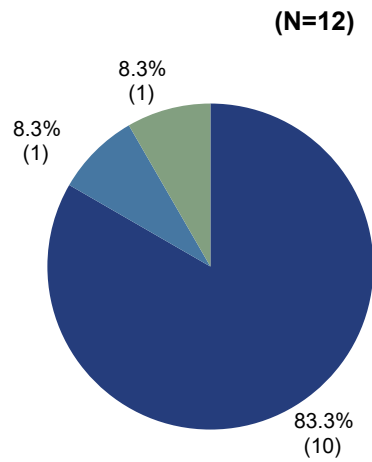

## 2023 Problem Solving Courts

Median Months from Admission to Discharge



Among successful graduates, there was a 300% increase in employment.

83% of the employed successful graduates were employed full time:



41% (7) of all participants have improved in **education level** at discharge.

- Employed Full Time
- Employed Part Time
- Student Full Time



DEPARTMENT OF RESEARCH & STATISTICS

KIM NIEVES, PH.D.

DIRECTOR

ANDREW GINDER, MPA

ASSISTANT DIRECTOR

YAN LIU, M.S.

SENIOR STATISTICAL ANALYST

SASANKA ADIKARI, PH.D

DATA SCIENTIST

AMANDA PEREIRA

RESEARCH ASSISTANT