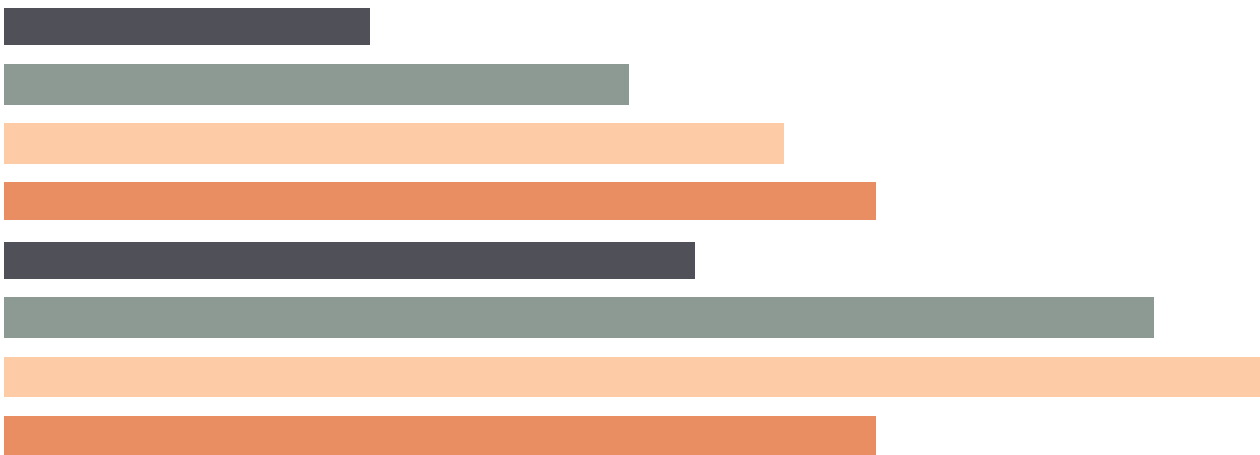
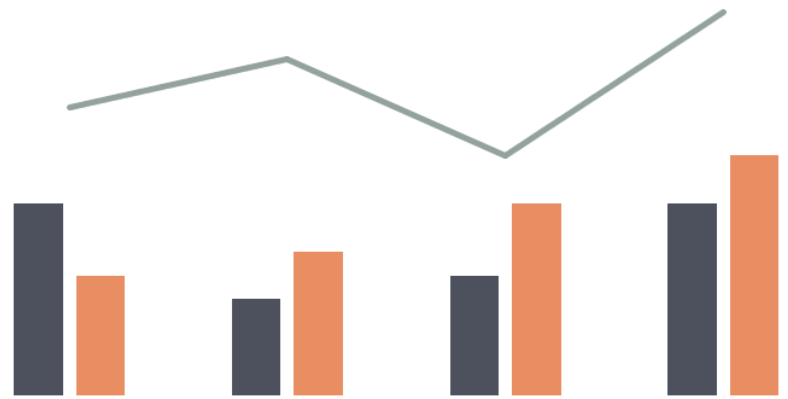
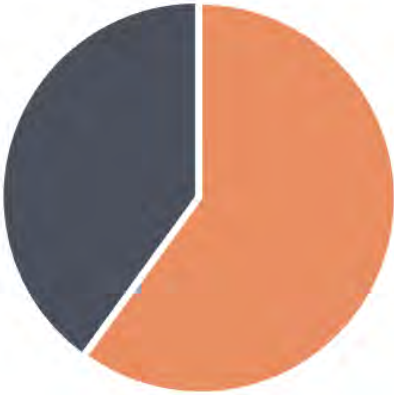


# 2023

# Wayne County

Court of Common Pleas  
Caseload Statistics for






We are pleased to provide you with a copy of the 2023 County Caseload Display pages. They can also be viewed on the AOPC webpage at [www.pacourts.us](http://www.pacourts.us) in the *News & Statistics* section under *Research & Statistics*.

Should you have any questions or comments, please do not hesitate to contact me at 717.231.3300 .

Sincerely,

A handwritten signature in black ink, appearing to read "Sasanka", written over a horizontal line.

Sasanka Adikari, Ph.D.  
Data Scientist  
Department of Research and Statistics



# Table of Contents

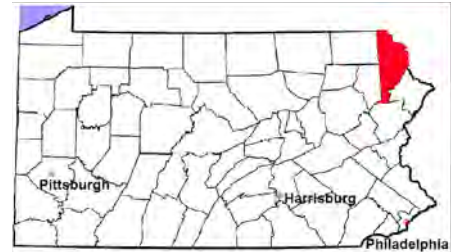
CPCMS Criminal .....	Page 1
CPCMS Criminal - New Cases by Case Type.....	Page 2
Civil.....	Page 3
Civil - Docketed Cases Listed by Case Type.....	Page 4
Protection From Abuse .....	Page 5
Spousal & Child Support and Paternity .....	Page 6
Custody/Partial Custody/Visitation.....	Page 7
Divorce .....	Page 8
Juvenile Dependency - Active Dependent Inventory .....	Page 9
Juvenile Dependency - Adjudicated Dependent Inventory .....	Page 10
Juvenile Delinquency - Cases Pending Disposition.....	Page 11
Juvenile Delinquency - New Cases by Case Type .....	Page 12
Juvenile Delinquency - Formal Dispositions .....	Page 13
Juvenile Delinquency - Informal Dispositions .....	Page 14
Accounts.....	Page 15
Adoptions.....	Page 16
Relinquishments/Terminations .....	Page 17
Appointment of Guardians .....	Page 18
Jury Yield and Utilization .....	Page 19
Problem Solving Courts.....	Pages 20-21

# Wayne County

2023 Population estimate: 51,262

Class of County: 6th

No. of Common Pleas Court Judgeships: 2



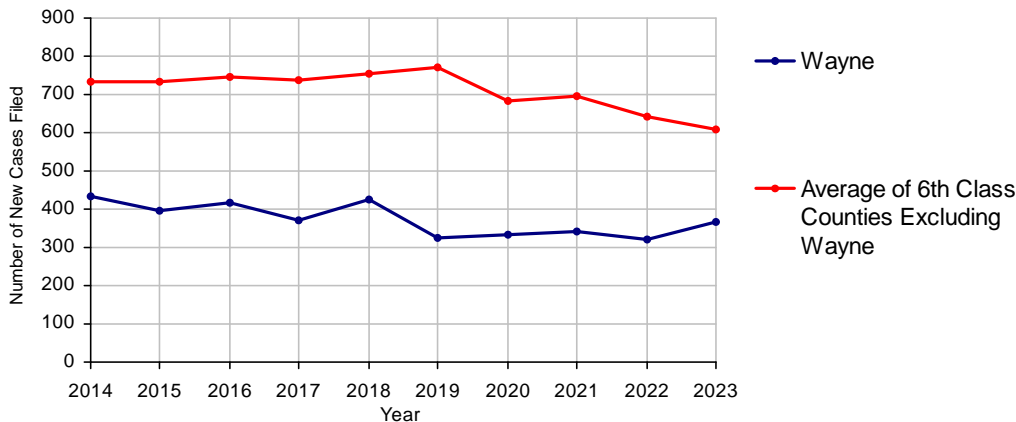
2023 Criminal	No. of Cases	
Cases Pending 1/1/2023	132	
New Cases Filed in 2023	368	
Reopened Cases	19	
<b>Cases Available for Processing</b>	<b>519</b>	
<b>Processed by:</b>		
Withdrawn/Dismissed	26	7.2%
Diversionsary Disposition*	75	20.7%
Guilty Plea	226	62.4%
Non-Jury Trial	5	1.4%
Jury Trial	3	0.8%
Inactive	27	7.5%
Other	0	
<b>Total Cases Processed</b>	<b>362</b>	<b>100.0%</b>
<b>Cases Pending 12/31/2023</b>	<b>157</b>	
Cases Awaiting Sentencing	19	

Age of Pending Cases as of 12/31/2023		
0-60 Days	65	41.4%
61-120 Days	31	19.7%
121-180 Days	22	14.0%
181-240 Days	15	9.6%
241-300 Days	9	5.7%
301-360 Days	4	2.5%
Over 360 Days	11	7.0%
<b>Total</b>	<b>157</b>	<b>100.0%</b>

Data provided by CPCMS

\* Includes other diversionary programs such as Veterans Court.

Criminal New Cases, 2014-2023



# Wayne County

2023 Population: 51,262  
 Class of County: 6th  
 No. of Common Pleas Judgeships: 2

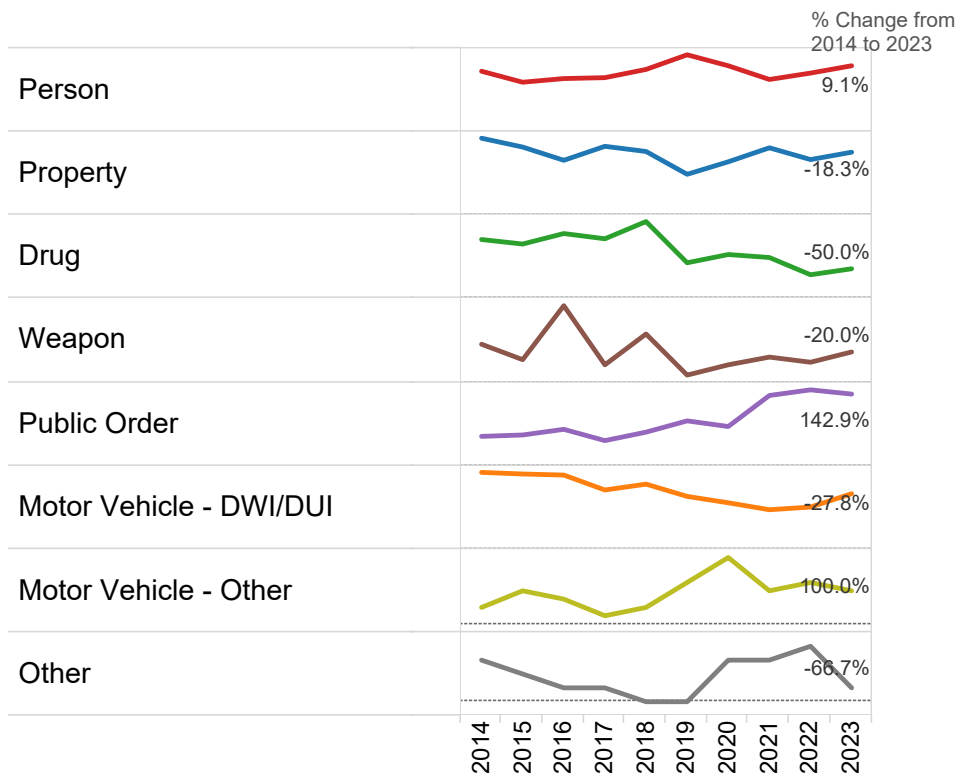


## 2023 Criminal - New Cases by Offense Type

Case Type	Felony	Misdemeanor	Summary	Total	
Person	30	42	0	72	19.6%
Property	49	36	0	85	23.1%
Drug	10	29	0	39	10.6%
Weapon	11	1	0	12	3.3%
Public Order	14	37	0	51	13.9%
Motor Vehicle - DWI/DUI	3	101	0	104	28.3%
Motor Vehicle - Other	2	2	0	4	1.1%
Other	1	0	0	1	0.3%
<b>Total</b>	<b>120</b>	<b>248</b>	<b>0</b>	<b>368</b>	<b>100.0%</b>
	<b>32.6%</b>	<b>67.4%</b>	<b>0.0%</b>	<b>100.0%</b>	

Data provided by CPCMS

### Criminal New Cases by Offense Type, 2014-2023

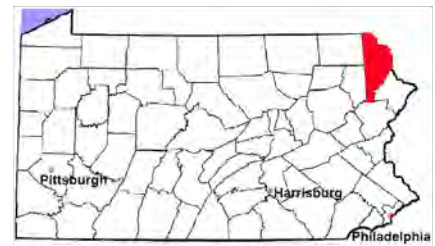


# Wayne County

2023 Population estimate: 51,262

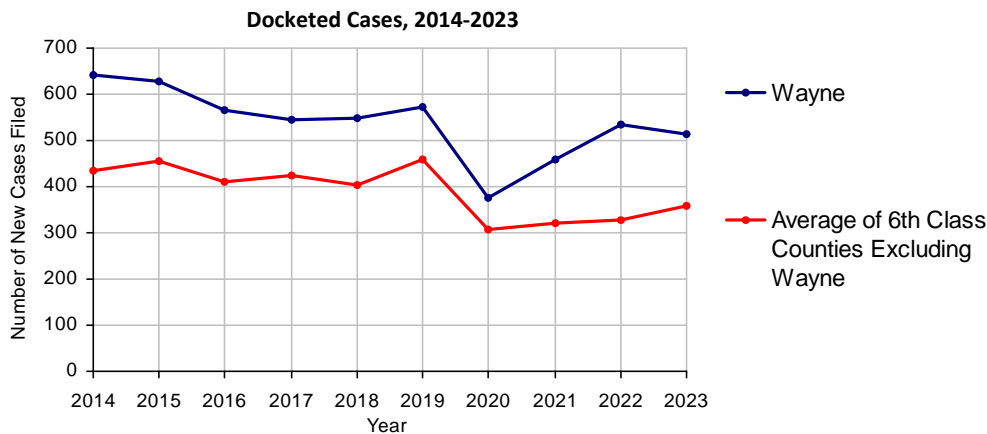
Class of County: 6th

No. of Common Pleas Court Judgeships: 2



2023 Civil	Civil Action	Other	Total
Cases Pending 1/1/2023	240	202	442
Docketed Cases	279	234	513
Arbitration Appeals	2	0	2
Transferred In	0	0	0
Returned to Active	3	5	8
<b>Cases Available for Processing</b>	<b>524</b>	<b>441</b>	<b>965</b>
Processed By:			
Default Judgments	80	76	156
Cases Decided by Arbitration Board	24	1	25
Dispositive Motions	6	16	22
Settlements	24	44	68
Moved to Inactive Status	8	3	11
Transferred/Withdrawn	3	10	13
Dismissed/Discontinued	130	91	221
Administrative Purge	0	0	0
Other	5	2	7
Jury Trial	2	1	3
Non-Jury Trial	3	28	31
<b>Total Cases Processed</b>	<b>285</b>	<b>272</b>	<b>557</b>
<b>Cases Pending 12/31/2023</b>	<b>239</b>	<b>169</b>	<b>408</b>

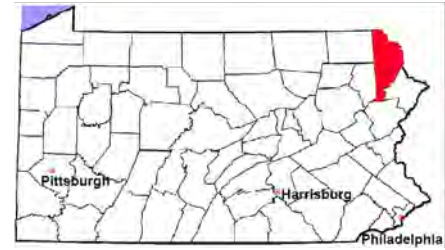
Age of Pending Cases as of 12/31/2023 (Civil Action Only)		
0-6 months	120	50.2%
7-12 months	45	18.8%
13-18 months	37	15.5%
19-24 months	16	6.7%
25-30 months	11	4.6%
31-36 months	6	2.5%
37-42 months	2	0.8%
43-48 months	1	0.4%
49-54 months	1	0.4%
55-60 months	0	
61-66 months	0	
67-72 months	0	
Over 72 months	0	
<b>Total</b>	<b>239</b>	<b>100.0%</b>





# Wayne County

2023 Population estimate: 51,262  
 Class of County: 6th  
 No. of Common Pleas Court Judgeships: 2



## 2023 Civil - Docketed Cases Listed by Case Type

<b>TORT</b>	<b>50</b>	<b>9.7%</b>	<b>REAL PROPERTY</b>	<b>138</b>	<b>26.9%</b>
<i>(does not include mass tort)</i>			Ejectment*	9	
Intentional	7		Eminent Domain/Condemnation*	5	
Malicious Prosecution	0		Ground Rent	0	
Motor Vehicle	17		Landlord/Tenant Dispute	12	
Nuisance	1		Mortgage Foreclosure:		
Premise Liability	10		Residential*	76	
Product Liability	0		Commercial*	6	
Slander/Libel/Defamation	0		Partition of Real Property*	4	
Other	15		Quiet Title*	16	
<b>MASS TORT</b>	<b>0</b>		Other*	10	
Asbestos	0		<b>CIVIL APPEALS</b>	<b>52</b>	<b>10.1%</b>
Tobacco	0		<i>- Administrative Agencies</i>		
Toxic Tort - DES	0		Board of Assessment*	33	
Toxic Tort - Implant	0		Board of Elections*	1	
Toxic Waste	0		Dept. of Transportation*	15	
Other	0		Zoning Board*	0	
<b>PROFESSIONAL LIABILITY</b>	<b>3</b>	<b>0.6%</b>	Statutory Appeal - Other*	0	
Dental	0		Other*	3	
Legal	1		<b>MISCELLANEOUS</b>	<b>56</b>	<b>10.9%</b>
Medical Malpractice	1		Common Law/		
Other	1		Statutory Arbitration*	1	
<b>CONTRACT</b>	<b>214</b>	<b>41.7%</b>	Declaratory Judgment*	4	
<i>(does not include judgments)</i>			Mandamus*	0	
Buyer Plaintiff	3		Non-Domestic Relations		
Debt Collection: Credit Card	115		Restraining Order*	4	
Debt Collection: Other	45		Quo Warranto*	0	
Employment Dispute: Discrimination	1		Replevin*	9	
Employment Dispute: Other	0		Other*	38	
Other	50		<b>TOTAL DOCKETED CASES:</b>	<b>513</b>	<b>100.0%</b>

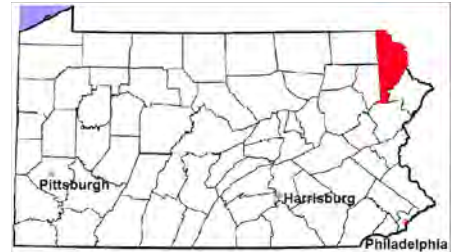
### Of the Docketed Cases:

Pro Se Filings: 36 7.0%      Class Action Suits: 1 0.2%      MDJ Appeals: 30 5.8%

\*Civil Other

# Wayne County

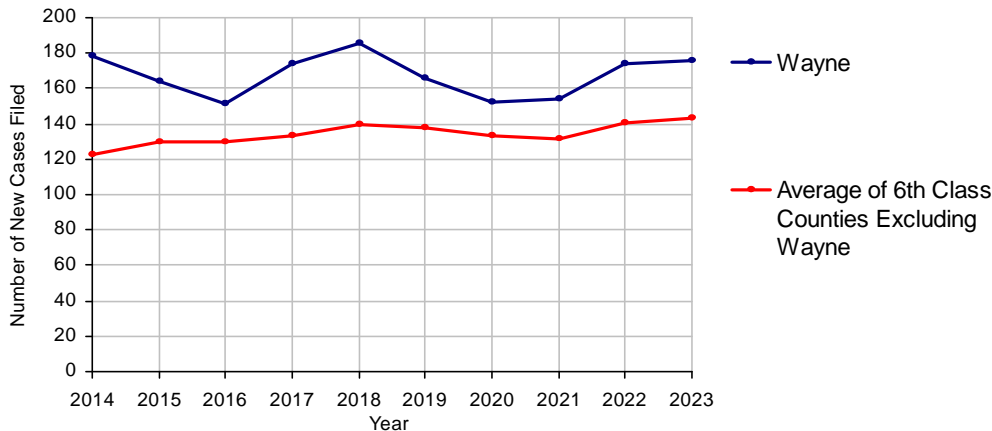
2023 Population estimate: 51,262  
 Class of County: 6th  
 No. of Common Pleas Court Judgeships: 2



## 2023 Protection From Abuse

	<b>No. of Petitions</b>	
Cases Pending 1/1/2023	16	
New Cases Filed in 2023	176	
<i>Of these, Petitions Requesting Temporary Orders: 176 (100.0%)</i>		
<i>Temporary Orders DENIED: 42 (23.9%), Temporary Orders GRANTED: 134 (76.1%)</i>		
<b>Cases Available for Processing</b>	<b>192</b>	
Processed By:		
Temporary Order DENIED After Ex Parte Hearing and No Evidentiary Hearing Scheduled	1	0.6%
Temporary Order DISMISSED After Evidentiary Hearing and No Final Order Entered	2	1.2%
Final Order DENIED After Evidentiary Hearing Before a Judge or a Judicial Officer	5	3.0%
Final Order GRANTED After Evidentiary Hearing Before a Judge or a Judicial Officer	33	19.5%
Plaintiff Did Not Appear For Evidentiary Hearing	53	31.4%
Final Order by STIPULATION OR AGREEMENT Between the Parties	34	20.1%
Petition WITHDRAWN by Plaintiff	41	24.3%
TRANSFERRED to Another Jurisdiction	0	
Other	0	
<b>Cases Processed</b>	<b>169</b>	<b>100.0%</b>
<b>Cases Pending 12/31/2023</b>	<b>23</b>	

PFA New Cases Filed, 2014-2023



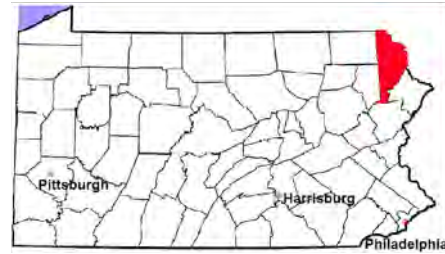
Note. The average of 6th class counties for 2023 excludes Tioga County due to unavailable data.

# Wayne County

2023 Population estimate: 51,262

Class of County: 6th

No. of Common Pleas Court Judgeships: 2



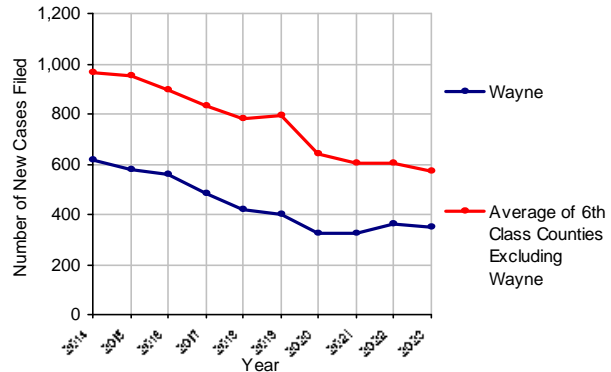
2023 Spousal & Child Support	No. of Petitions
Cases Pending 1/1/2023	53
New Cases Filed in 2023	351
Dockets Transferred In (+)	6
Dockets Transferred Out (-)	14
<b>Cases Available for Processing</b>	<b>396</b>
Processed By:	
Judge	20 5.7%
Intake Officer	333 94.3%
Hearing Officer	0
Other	0
<b>Cases Processed</b>	<b>353 100.0%</b>
<b>Cases Pending 12/31/2023</b>	<b>43</b>

Data provided by PACSES

2023 Paternity	No. of Cases
<b>Acknowledgements Filed:</b>	
Non-Domestic Relations Section	51 89.5%
During Conference	2 3.5%
Non-Stipulated (post genetic test)	0
Pre-Trial Conference	4 7.0%
<b>Total</b>	<b>57 100.0%</b>
<b>Established:</b>	
Stipulated by Genetic Tests	5 21.7%
Default - Father Failed to Appear	0
Adjudication by Court Proceeding	0
Out of State	18 78.3%
<b>Total</b>	<b>23 100.0%</b>
<b>Cases Pending 12/31/2023</b>	<b>8</b>

Data provided by PACSES

Spousal & Child Support New Cases, 2014-2023



## DEFINITIONS:

### ACKNOWLEDGEMENTS FILED:

**NON-DOMESTIC RELATIONS SECTION:** The voluntary Acknowledgement of Paternity by the alleged father.

**DURING CONFERENCE:** The alleged father signed the Acknowledgement of Paternity-Waiver of Trial (PE-010) at the initial child support conference.

**NON-STIPULATED (POST GENETIC TEST):** The alleged father signed the Acknowledgement of Paternity-Waiver of Trial after genetic tests were conducted and resulted in the alleged father being determined to be the biological father.

**PRE-TRIAL CONFERENCE:** The alleged father signed the Acknowledgement of Paternity-Waiver of Trial at the pre-trial conference.

### ESTABLISHED:

**STIPULATED BY GENETIC TESTS:** The alleged father requested genetic tests and signed a stipulation that if the test results had a 99% or higher probability of paternity then the alleged father would be stipulated as the biological father of the child.

**DEFAULT - FATHER FAILED TO APPEAR:** The alleged father failed to appear after being served for either a support conference, hearing, or genetic test and a default paternity order was entered by the court.

**ADJUDICATION BY COURT PROCEEDING:** The alleged father was determined to be the biological father of the child through a court proceeding.

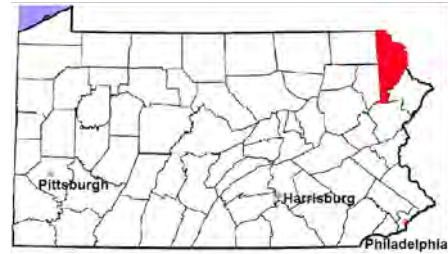
**OUT OF STATE:** Paternity was established in another state, "Out of state only".

# Wayne County

2023 Population Estimate: 51,262

Class of County: 6th

No. of Common Pleas Court Judgeships: 2



## 2023 Custody/Partial Custody/Visitation

No. of Petitions

Cases Pending 1/1/2023	65
New Cases Filed in 2023	220
<b>Cases Available for Processing</b>	<b>285</b>

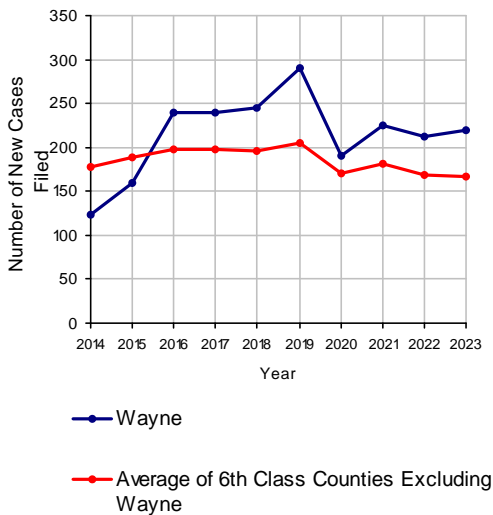
Processed By:

Judge	57	26.4%
Non-Judicial Officer	98	45.4%
Administrative Review/Purge	0	
Other	61	28.2%
<b>Cases Processed</b>	<b>216</b>	<b>100.0%</b>

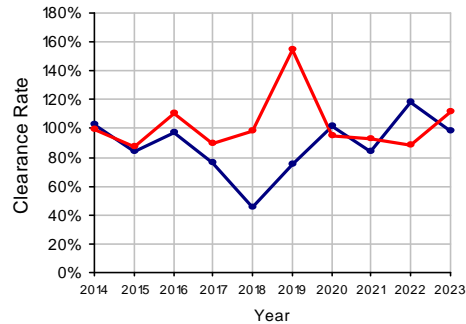
Cases Pending 12/31/2023

69

Custody/Partial Custody/Visitation New Cases Filed, 2014-2023

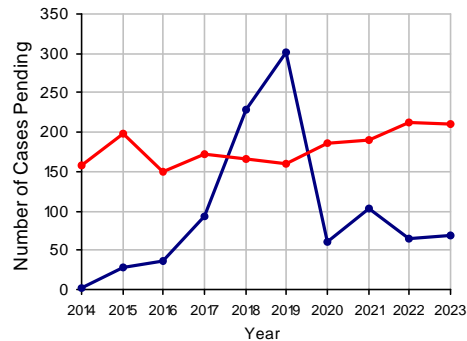


Clearance Rate, 2014-2023



Note: Clearance Rate = Cases Processed / New Cases Filed

Cases Pending at the End of Year, 2014-2023

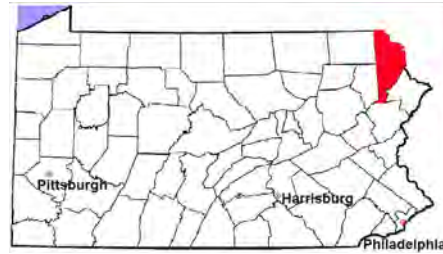


# Wayne County

2023 Population estimate: 51,262

Class of County: 6th

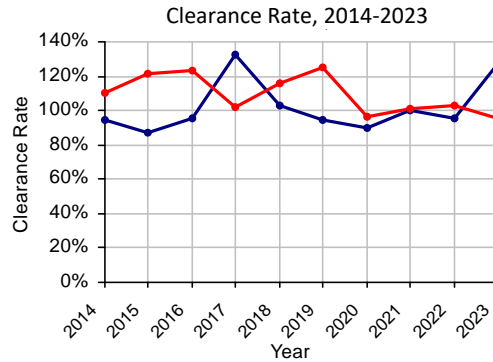
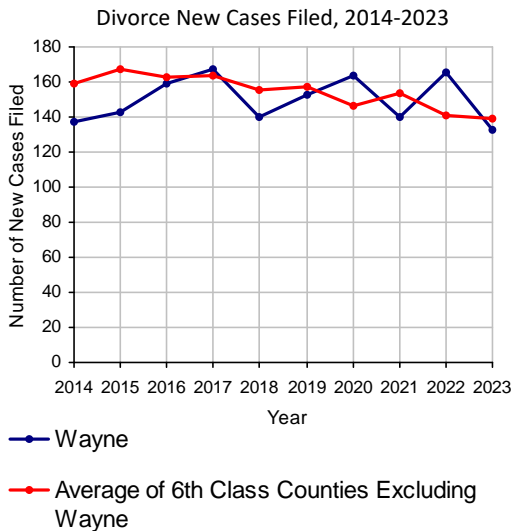
No. of Common Pleas Court Judgeships: 2



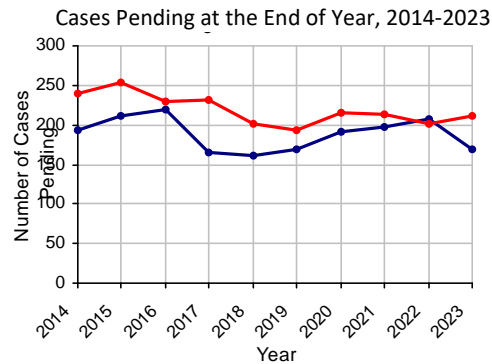
## 2023 Divorce

	No. of Petitions	
Cases Pending 1/1/2023	206 <sup>(R)</sup>	
New Cases Filed in 2023	133	
<b>Cases Available for Processing</b>	<b>339</b>	
Processed By:		
Contested Before a Judge	0	
Contested Before a Non-Judicial Officer	3	1.8%
Uncontested	108	63.9%
Administrative Review/Purge	0	
Other	58	34.3%
<b>Cases Processed</b>	<b>169</b>	<b>100.0%</b>
<b>Cases Pending 12/31/2023</b>	<b>170</b>	

(R) - Revised

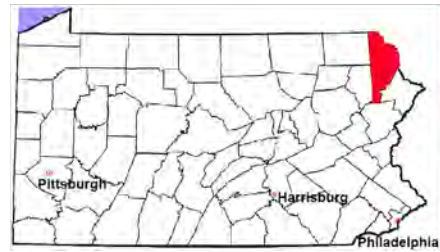


Note: Clearance Rate = Cases Processed / New Cases Filed



# Wayne County

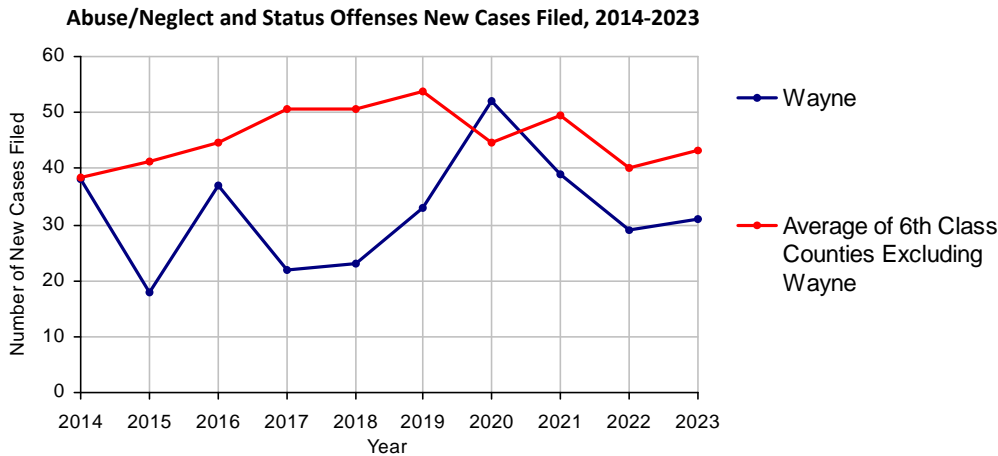
2023 Population estimate: 51,262  
 Class of County: 6th  
 No. of Common Pleas Court Judgeships: 2



## 2023 Juvenile Dependency - Petitions Pending Adjudication

	Abuse/ Neglect	Status Offenses	Total
Cases Pending 1/1/2023	2	0	2
New Petitions Filed in 2023	31	0	31
Other	3	0	3
<b>Total Petitions Available for Processing</b>	<b>36</b>	<b>0</b>	<b>36</b>
Processed by:			
Adjudicated Dependent			
Judge	33	0	33
Juvenile Court Hearing Officer	1	0	1
Adjudicated NOT Dependent			
Judge	0	0	0
Juvenile Court Hearing Officer	0	0	0
Withdrawn/Dismissed/Inactive	0	0	0
Other	2	0	2
<b>Total Petitions Processed</b>	<b>36</b>	<b>0</b>	<b>36</b>
<b>Cases Pending 12/31/2023</b>	<b>0</b>	<b>0</b>	<b>0</b>

Data provided by CPCMS

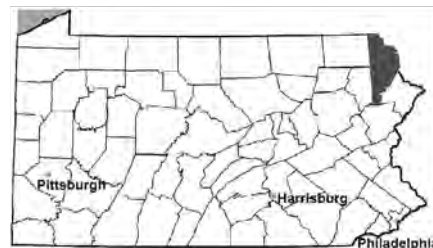


# Wayne County

2023 Population estimate: 51,262

Class of County: 6th

No. of Common Pleas Court Judgeships: 2



## 2023 Juvenile Dependency - Adjudicated Dependent Inventory

	Abuse/ Neglect	Status Offenses	Total
Cases Pending 1/1/2023	55	0	55
New Adjudicated Dependent Cases	34	0	34
Other	3	0	3
<b>Total Adjudicated Dependent Cases</b>	<b>92</b>	<b>0</b>	<b>92</b>
<b><u>Court Supervision Terminated:</u></b>			
Family Reunification	17 43.6%	0	17 43.6%
Adoption	5 12.8%	0	5 12.8%
Placement with a Relative/Guardian	8 20.5%	0	8 20.5%
Aged Out	9 23.1%	0	9 23.1%
Other Permanency Outcomes*	0	0	0
Other**	0	0	0
<b>Total Adjudicated Dependent Cases Terminated</b>	<b>39 100.0%</b>	<b>0 100.0%</b>	<b>39 100.0%</b>
<b>Cases Pending 12/31/2023</b>	<b>53</b>	<b>0</b>	<b>53</b>

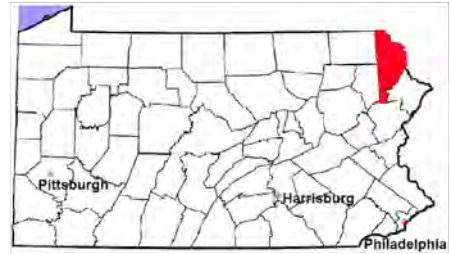
Data provided by CPCMS

\* Other Permanency Outcomes include: adjudicated delinquent, death due to natural causes, emancipation, permanent living arrangement, and parent has come forward.

\*\* Other includes cases where court supervision is terminated due to transfer out of jurisdiction, withdrawal and administrative closure.

# Wayne County

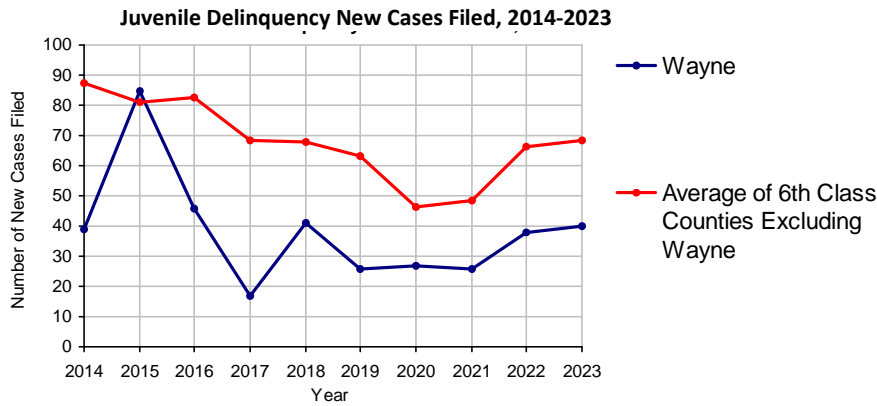
2023 Population estimate: 51,262  
 Class of County: 6th  
 No. of Common Pleas Court Judgeships: 2



## 2023 Juvenile Delinquency - Cases Pending Disposition

<b>Begin Pending</b>	<b>14</b>
New Cases	40
Consent Decree Revoked	0
Informal Adjustment Program Revoked	0
Alternative Program Revoked	0
Warrant Returned	0
Other	3
<b>Total Cases Available for Disposition</b>	<b>57</b>
<b>Warrant Issued</b>	<b>0</b>
<b>Disposed by:</b>	
Adjudicated Delinquent by a Judge	15
Adjudicated Delinquent by a Juvenile Court Hearing Officer	0
Consent Decree Entered	6
Informal Adjustment Program Entered	8
Warned and Counseled (Pre-Petition)	0
Dismissed/Withdrawn/Transferred	7
Transferred to Criminal Court	0
Other	1
<b>Total Cases Disposed</b>	<b>37</b>
<b>End Pending</b>	<b>20</b>

Data provided by CPCMS





# Wayne County

2023 Population: 51,262  
 Class of County: 6th  
 No. of Common Pleas Judgeships: 2

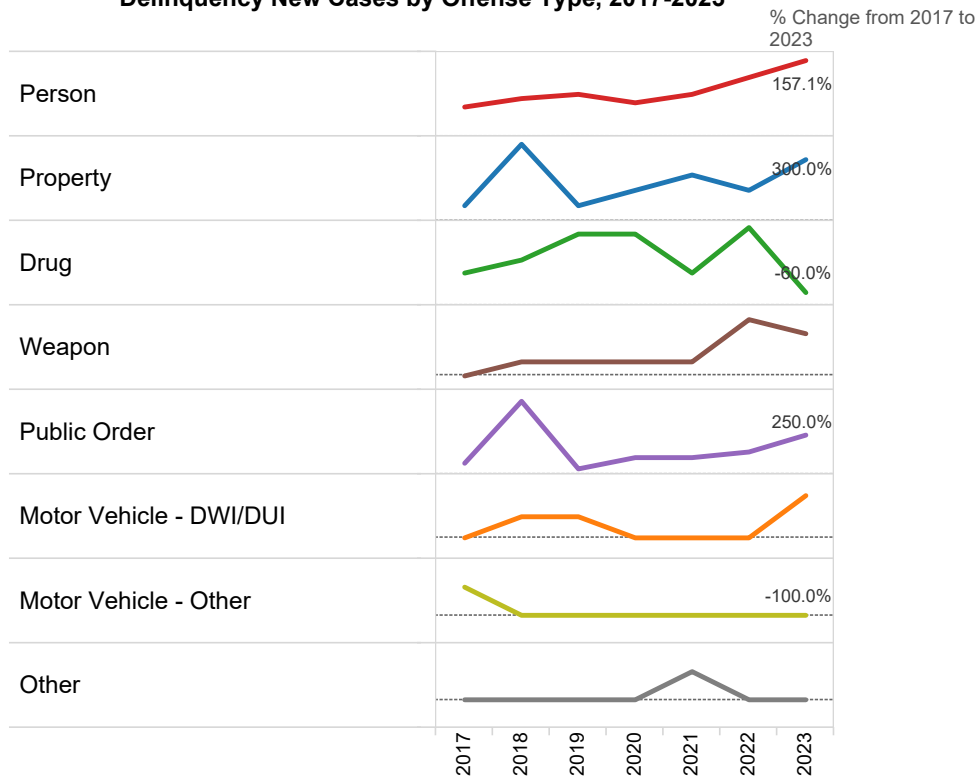


## 2023 Delinquency - New Cases by Offense Type

Case Type	Felony	Misdemeanor	Summary	Total	
Person	4	14	0	18	45.0%
Property	6	2	0	8	20.0%
Drug	0	2	0	2	5.0%
Weapon	0	3	0	3	7.5%
Public Order	0	7	0	7	17.5%
Motor Vehicle - DWI/DUI	0	2	0	2	5.0%
Motor Vehicle - Other	0	0	0	0	0.0%
Other	0	0	0	0	0.0%
<b>Total</b>	<b>10</b>	<b>30</b>	<b>0</b>	<b>40</b>	<b>100.0%</b>
	<b>25.0%</b>	<b>75.0%</b>	<b>0.0%</b>	<b>100.0%</b>	

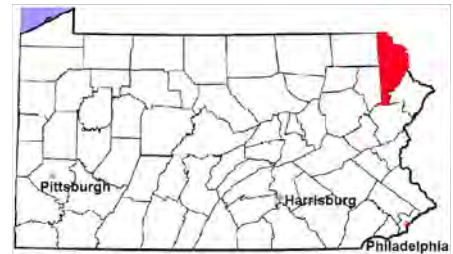
Data provided by CPCMS

### Delinquency New Cases by Offense Type, 2017-2023



# Wayne County

2023 Population estimate: 51,262  
Class of County: 6th  
No. of Common Pleas Court Judgeships: 2



---

## 2023 Juvenile Delinquency - Formal Dispositions

---

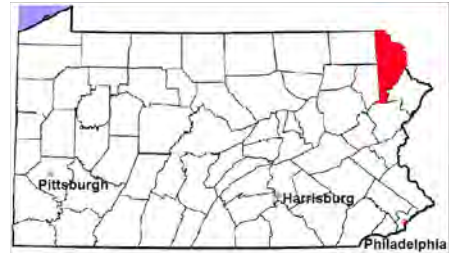
<b>Begin Pending</b>	<b>34</b>
Adjudicated Delinquent by a Judge	15
Adjudicated Delinquent by a Juvenile Court Hearing Officer	0
Warrant Returned	1
Other	0
<b>Total Adjudicated Delinquent Cases</b>	<b>50</b>
<b>Warrant Issued</b>	<b>0</b>
<b>Court Supervision Terminated:</b>	
Conditions Satisfied	11
Compelling Reasons	2
Reached Age 21	3
Transferred to Another Juvenile Court	0
Other	0
<b>Total Adjudicated Delinquent Cases Terminated</b>	<b>16</b>
<b>End Pending</b>	<b>34</b>

---

(R) - Revised  
Data provided by CPCMS

# Wayne County

2023 Population estimate: 51,262  
 Class of County: 6th  
 No. of Common Pleas Court Judgeships: 2

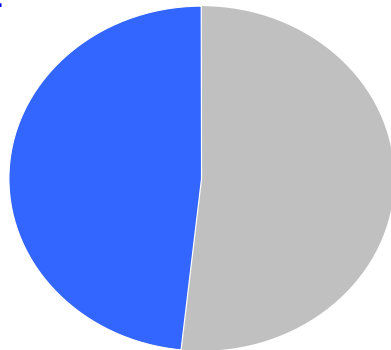


## 2023 Juvenile Delinquency - Informal Dispositions

<b>Pending Consent Decrees</b>	<b>4</b>
<b>Pending Informal Adjustments</b>	<b>4</b>
New Consent Decrees	6
<b>New Informal Adjustments</b>	<b>8</b>
Warrant Returned	0
<b>Other</b>	<b>0</b>
<b>Cases Informally Disposed</b>	<b>22</b>
<b>Warrant Issued</b>	<b>0</b>
<b>Terminated by:</b>	
Consent Decree Completed	6
<b>Informal Adjustment Completed</b>	<b>6</b>
Consent Decree Revoked	0
Informal Adjustment Program Revoked	0
<b>Other</b>	<b>2</b>
<b>Total Informally Disposed Cases Terminated</b>	<b>14</b>
<b>End Pending</b>	<b>8</b>

(R) - Revised  
 Data provided by CPCMS

Informal Dispositions: **48%**



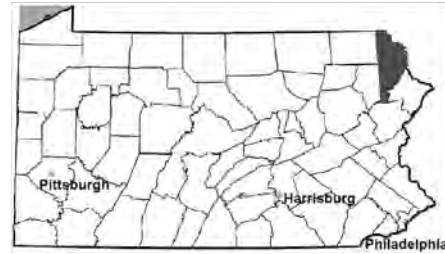
Delinquency Cases are disposed either formally, at a proceeding held before a judge or hearing officer, or informally without a proceeding. Informal dispositions include informal adjustments supervised by a juvenile probation officer; consent decrees agreed upon with the District Attorney after a petition is filed; or other pre-petition process by the juvenile probation department.

# Wayne County

2023 Population estimate: 51,262

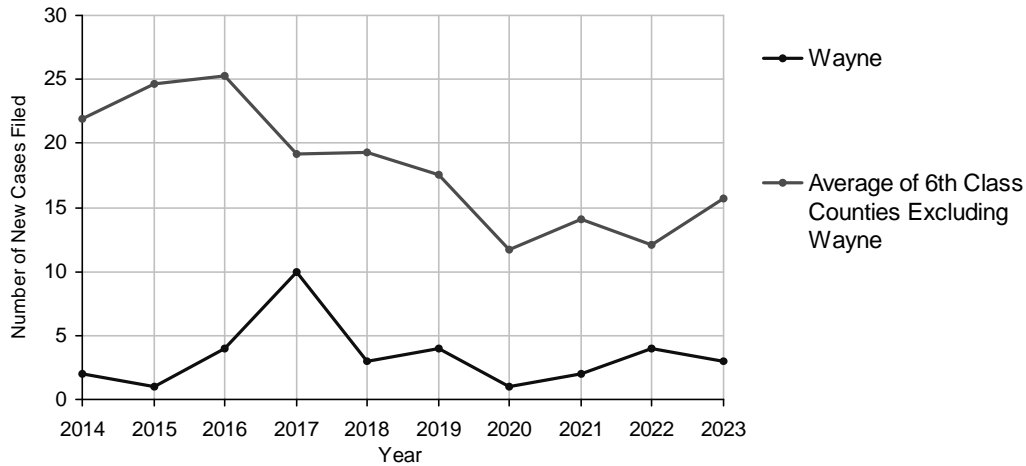
Class of County: 6th

No. of Common Pleas Court Judgeships: 2



<b>2023 Accounts</b>	<b>No. of Cases</b>
Cases Pending 1/1/2023	0
New Cases Filed in 2023	3
<b>Cases Available for Processing</b>	<b>3</b>
Processed By:	
Contested before a Judge	0
Contested before a Non-Judicial Officer	0
Uncontested	2    100.0%
Other	0
<b>Cases Processed</b>	<b>2    100.0%</b>
<b>Cases Pending 12/31/2023</b>	<b>1</b>

**Accounts New Cases Filed, 2014-2023**

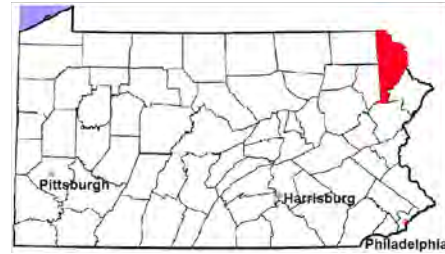


# Wayne County

2023 Population estimate: 51,262

Class of County: 6th

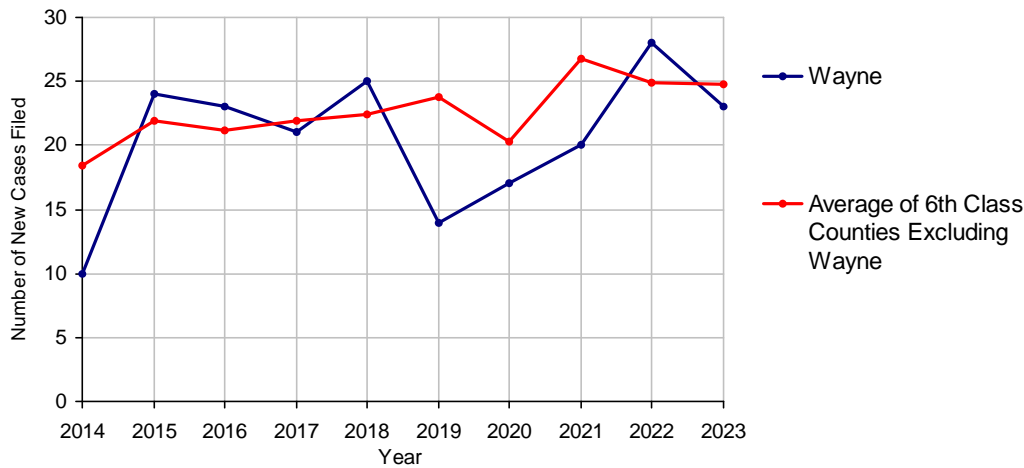
No. of Common Pleas Court Judgeships: 2



## 2023 Adoptions

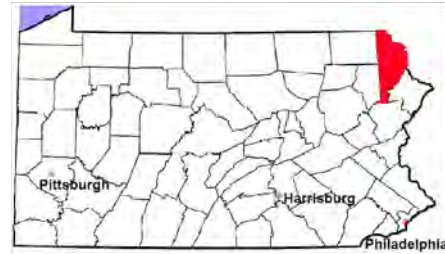
		No. of Cases	
Cases Pending 1/1/2023		6	
New Cases Filed in 2023		23	
<b>Cases Available for Processing</b>		<b>29</b>	
Processed By:			
Contested before a Judge	Granted	2	8.3%
	Denied	0	
Uncontested	Granted	20	83.3%
	Denied	1	4.2%
Other		1	4.2%
<b>Cases Processed</b>		<b>24</b>	<b>100.0%</b>
<b>Cases Pending 12/31/2023</b>		<b>5</b>	

Adoptions New Cases Filed, 2014-2023



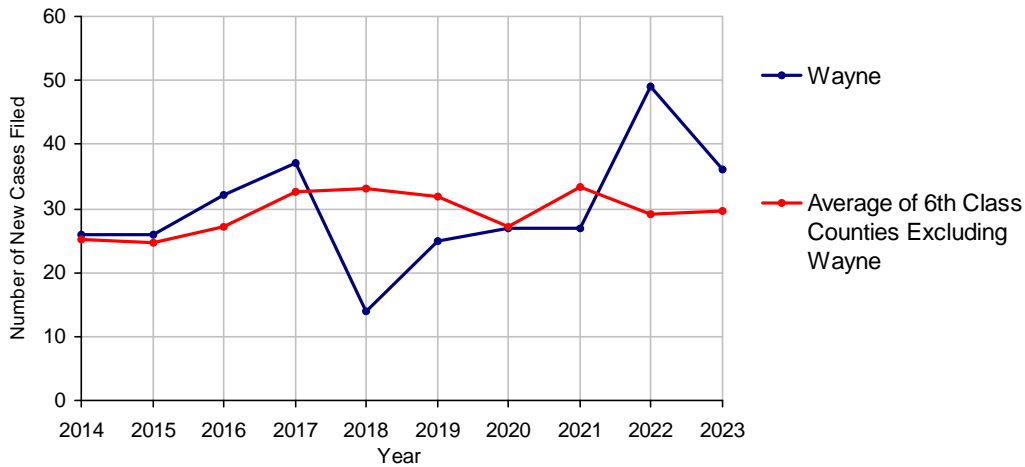
# Wayne County

2023 Population estimate: 51,262  
 Class of County: 6th  
 No. of Common Pleas Court Judgeships: 2



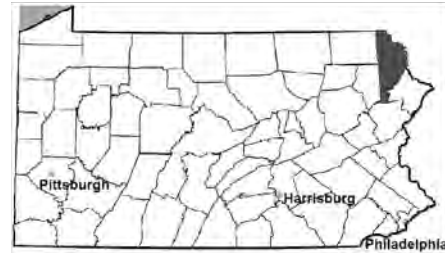
<b>2023 Relinquishments/Terminations</b>	<b>No. of Cases</b>	
Cases Pending 1/1/2023	8	
New Cases Filed in 2023	36	
<b>Cases Available for Processing</b>	<b>44</b>	
Processed By:		
Contested before a Judge	12	40.0%
Uncontested	16	53.3%
Other	2	6.7%
<b>Cases Processed</b>	<b>30</b>	<b>100.0%</b>
<b>Cases Pending 12/31/2023</b>	<b>14</b>	

Relinquishments/Terminations New Cases Filed, 2014-2023



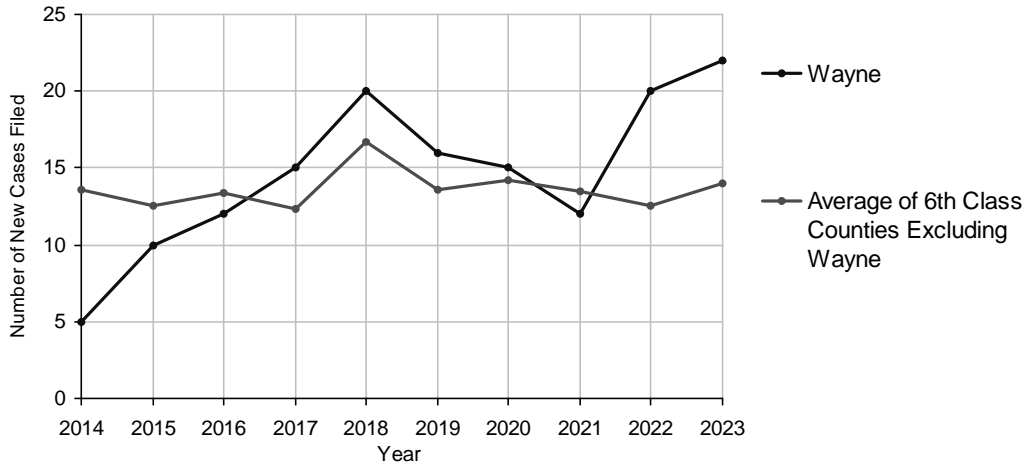
# Wayne County

2023 Population estimate: 51,262  
 Class of County: 6th  
 No. of Common Pleas Court Judgeships: 2



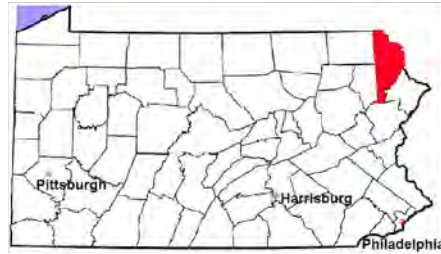
<b>2023 Appointment of Guardians</b>	<b>No. of Cases</b>
Cases Pending 1/1/2023	1
New Cases Filed in 2023	22
<b>Cases Available for Processing</b>	<b>23</b>
Processed By:	
Contested before a Judge	1      5.0%
Uncontested	16      80.0%
Other	3      15.0%
<b>Cases Processed</b>	<b>20      100.0%</b>
<b>Cases Pending 12/31/2023</b>	<b>3</b>

**Appointment of Guardians New Cases Filed, 2014-2023**



# Wayne County

2023 Population estimate: 51,262  
 Class of County: 6th  
 No. of Common Pleas Court Judgeships: 2



## 2023 Jury Yield and Utilization

### Jury Yield

Qualification Questionnaires/Summonses Mailed:	1,314	A		
Returned Undeliverable:	162	B	12.3%	Of Qualification Questionnaires/ Summonses Mailed
Not Responded to:	612	C	46.6%	
the Number of Prospective Jurors:				
Disqualified:	108	D	8.2%	
Exempted:	96	E	7.3%	
Excused:	120	F	9.1%	
Deferred to New Term:	321	G	24.4%	
Deferred from Previous Term:	243	H	18.5%	
<b>Total Number of Qualified Jurors Available for Service:</b>	<b>138</b>	<b>I</b>	<b>10.5%</b>	

$I = A - B - C - D - E - F - G + H$

### Jury Utilization

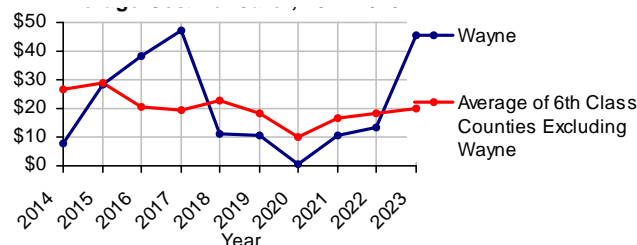
the Number of Jurors:			
Reporting for Service:	464	336.2%	Of Jurors Qualified and Available
Told Not to Report for Service:	0		
Sent to Courtroom for Jury Selection (Voir Dire):	294	63.4%	Of Jurors Reporting for Service
Impaneled or Sworn (jurors/alternates):	112	24.1%	
Removed for Cause/Hardship:	36		
Removed by Peremptory Challenge:	116		
Number of Jury Trials Started:	9		
Pool Days:	6		
Zero Panel Days:	0		(Of Pool Days)

### Jury Costs

<b>Total Annual Budget for Juror Operations:</b>	<b>\$59,893.00</b>	J
<b>Average Cost Per Juror:</b>	<b>\$45.58</b>	K

$K = J/A$

Average Cost Per Juror, 2014-2023





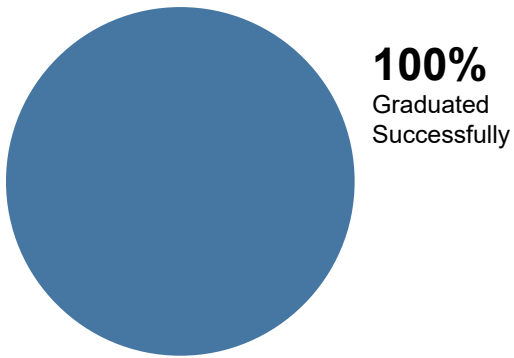
# Wayne County

## 2023 Problem Solving Courts

9 Discharges

9 Admissions

Of All Court Participants Discharged:



Adult Drug Court



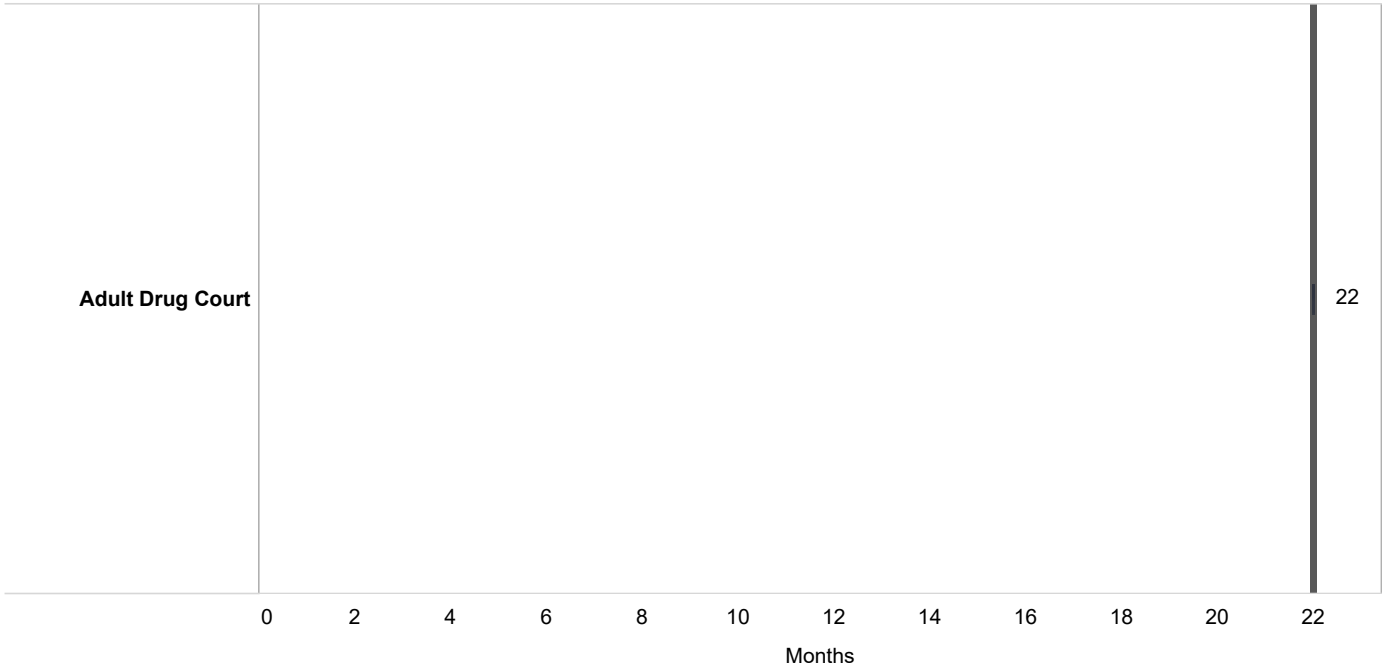
### Discharge Reason

	Successfully Completed	Total Discharges
Adult Drug Court	9 (100.0%)	9 (100.0%)

# Wayne County

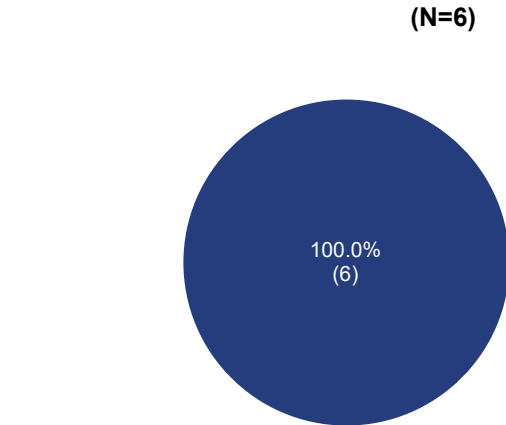

## 2023 Problem Solving Courts

Median Months from Admission to Discharge



Among successful graduates, there was a 50% increase in employment.

100% of the employed successful graduates were employed full time:



11% (1) of all participants have improved in **education level** at discharge.

■ Employed Full Time



DEPARTMENT OF RESEARCH & STATISTICS

KIM NIEVES, PH.D.

DIRECTOR

ANDREW GINDER, MPA

ASSISTANT DIRECTOR

YAN LIU, M.S.

SENIOR STATISTICAL ANALYST

SASANKA ADIKARI, PH.D

DATA SCIENTIST

AMANDA PEREIRA

RESEARCH ASSISTANT