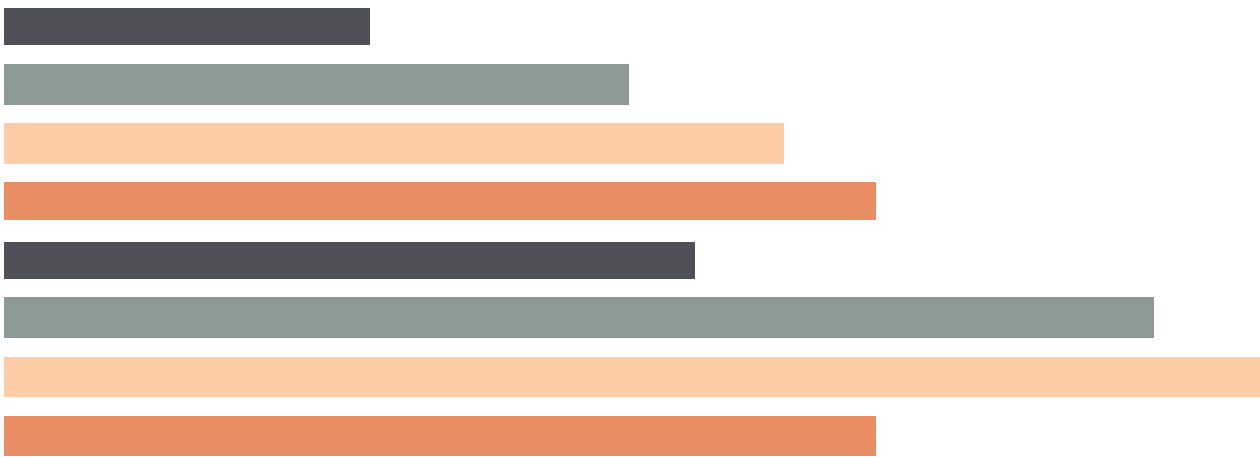
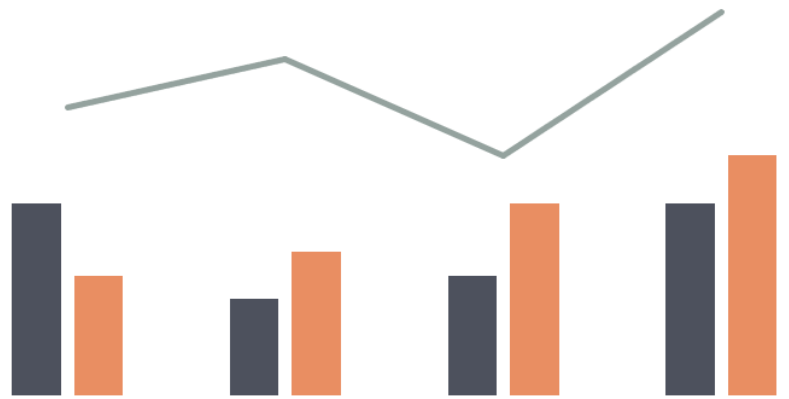


2023 Pennsylvania Caseload Statistics


Court of Common Pleas
Caseload Statistics for



We are pleased to provide you with a copy of the 2023 Statewide Caseload Display pages. They can also be viewed on the AOPC webpage at www.pacourts.us in the *News & Statistics* section under *Research & Statistics*.

Should you have any questions or comments, please do not hesitate to contact me at 717.231.3300 .

Sincerely,

A handwritten signature in black ink, appearing to read "Sasanka", is written over a horizontal line. The signature is fluid and cursive.

Sasanka Adikari, Ph.D.
Data Scientist
Department of Research and Statistics

Table of Contents

CPCMS Criminal	Page 1
CPCMS Criminal - New Cases by Case Type.....	Page 2
Civil.....	Page 3
Civil - Docketed Cases Listed by Case Type.....	Page 4
Protection From Abuse	Page 5
Spousal & Child Support and Paternity	Page 6
Custody/Partial Custody/Visitation.....	Page 7
Divorce	Page 8
Juvenile Dependency - Active Dependent Inventory	Page 9
Juvenile Dependency - Adjudicated Dependent Inventory	Page 10
Juvenile Delinquency - Cases Pending Disposition.....	Page 11
Juvenile Delinquency - New Cases by Case Type	Page 12
Juvenile Delinquency - Formal Dispositions	Page 13
Juvenile Delinquency - Informal Dispositions	Page 14
Accounts.....	Page 15
Adoptions.....	Page 16
Relinquishments/Terminations	Page 17
Appointment of Guardians	Page 18
Jury Yield and Utilization	Page 19
Problem Solving Courts.....	Pages 20-21

Pennsylvania Statewide Common Pleas Caseload Statistics

2023 Population estimate: 12,961,683

No. of Common Pleas Court Judgeships: 462

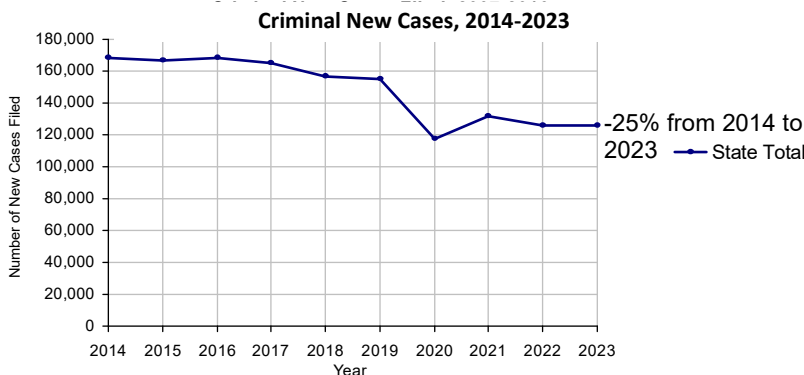
2023 Criminal	No. of Cases
Cases Pending 1/1/2023	80,345 ^(R)
New Cases Filed in 2023	125,836
Reopened Cases	13,072
Cases Available for Processing	219,253
Processed by:	
Withdrawn/Dismissed	10,537 7.5%
Diversionsary Disposition*	23,806 17.0%
Guilty Plea	90,116 64.5%
Non-Jury Trial	1,928 1.4%
Jury Trial	1,548 1.1%
Inactive	10,974 7.8%
Other	904 0.6%
Total Cases Processed	139,813 100.0%
Cases Pending 12/31/2023	79,440
Cases Awaiting Sentencing	5,600

Age of Pending Cases as of 12/31/2023		
0-60 Days	18,924	23.8%
61-120 Days	15,920	20.0%
121-180 Days	11,102	14.0%
181-240 Days	7,629	9.6%
241-300 Days	6,101	7.7%
301-360 Days	4,207	5.3%
Over 360 Days	15,557	19.6%
Total	79,440	100.0%

(R) - Revised

Data provided by CPCMS

* Includes other diversionsary programs such as Veterans Court.



Pennsylvania Statewide Common Pleas Caseload Statistics

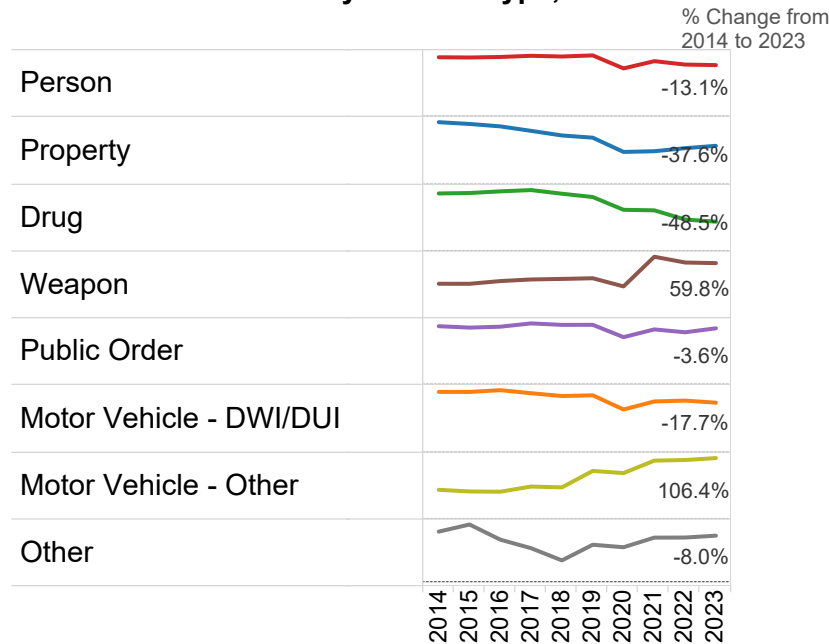
2023 Population Estimate: 12,961,683
 No. of Common Pleas Judgeships: 462

2023 Criminal - New Cases by Offense Type

Case Type	Felony	Misdemeanor	Summary	Total	
Person	12,237	9,673	38	21,948	17.4%
Property	16,773	11,894	132	28,799	22.9%
Drug	7,421	11,177	8	18,606	14.8%
Weapon	5,899	976	7	6,882	5.5%
Public Order	4,066	8,040	60	12,166	9.7%
Motor Vehicle - DWI/DUI	1,713	33,158	3	34,874	27.7%
Motor Vehicle - Other	175	1,662	111	1,948	1.5%
Other	585	19	9	613	0.5%
Total	48,869	76,599	368	125,836	100.0%
	38.8%	60.9%	0.3%	100.0%	

Data provided by CPCMS

Criminal New Cases by Offense Type, 2014-2023



Pennsylvania Statewide Common Pleas Caseload Statistics

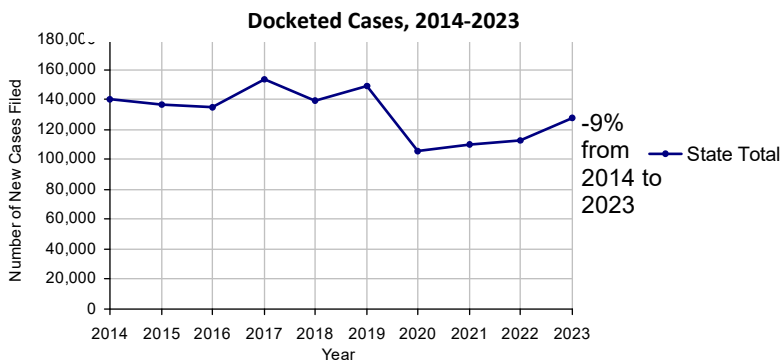
2023 Population estimate: 12,961,683

No. of Common Pleas Court Judgeships: 462

2023 Civil	Civil Action	Other	Total	
Cases Pending 1/1/2023	112,394 ^(R)	81,547 ^(R)	193,941 ^(R)	
Docketed Cases	84,484	43,513	127,997	
Arbitration Appeals	1,796	144	1,940	
Transferred In	547	185	732	
Returned to Active	3,538	1,977	5,515	
Cases Available for Processing	202,759	127,366	330,125	
Processed By:				Age of Pending Cases as of 12/31/2023 (Civil Action Only)
Default Judgments	18,127	10,571	28,698	0-6 months 36,644 36.0%
Cases Decided by Arbitration Board	6,778	735	7,513	7-12 months 19,454 19.1%
Dispositive Motions	3,326	4,273	7,599	13-18 months 12,365 12.1%
Settlements	29,065	8,165	37,230	19-24 months 7,847 7.7%
Moved to Inactive Status	1,310	1,226	2,536	25-30 months 6,068 6.0%
Transferred/Withdrawn	5,338	2,006	7,344	31-36 months 4,197 4.1%
Dismissed/Discontinued	17,513	9,089	26,602	37-42 months 3,554 3.5%
Administrative Purge	5,627	4,019	9,646	43-48 months 2,304 2.3%
Other	10,050	10,517	20,567	49-54 months 1,959 1.9%
Jury Trial	527	18	545	55-60 months 1,517 1.5%
Non-Jury Trial	889	685	1,574	61-66 months 1,019 1.0%
Total Cases Processed	98,550	51,304	149,854	67-72 months 784 0.8%
Cases Pending 12/31/2023	104,209 *	76,062	180,271	Over 72 months 4,192 4.1%
				Total 101,904 100.0%

(R) - Revised

*Carbon and Monroe Counties Age of Pending Civil Actions unavailable at time of publication.



Pennsylvania Statewide Common Pleas Caseload Statistics

2023 Population estimate: 12,961,683

No. of Common Pleas Court Judgeships: 462

2023 Civil - Docketed Cases Listed by Case Type

TORT	29,336	22.9%	REAL PROPERTY	27,212	21.3%
<i>(does not include mass tort)</i>			Ejectment*	2,657	
Intentional	707		Eminent Domain/Condemnation*	424	
Malicious Prosecution	119		Ground Rent	10	
Motor Vehicle	17,804		Landlord/Tenant Dispute	4,549	
Nuisance	70		Mortgage Foreclosure:		
Premise Liability	5,148		Residential*	15,227	
Product Liability	326		Commercial*	488	
Slander/Libel/Defamation	224		Partition of Real Property*	465	
Other	4,938		Quiet Title*	1,807	
MASS TORT	992	0.8%	Other*	1,585	
Asbestos	364		CIVIL APPEALS	9,637	7.5%
Tobacco	0		<i>- Administrative Agencies</i>		
Toxic Tort - DES	3		Board of Assessment*	3,328	
Toxic Tort - Implant	0		Board of Elections*	227	
Toxic Waste	1		Dept. of Transportation*	3,590	
Other	624		Zoning Board*	306	
PROFESSIONAL LIABILITY	1,983	1.5%	Statutory Appeal - Other*	375	
Dental	49		Other*	1,811	
Legal	132		MISCELLANEOUS	11,223	8.8%
Medical Malpractice	1,485		Common Law/		
Other	317		Statutory Arbitration*	122	
CONTRACT	47,614	37.2%	Declaratory Judgment*	677	
<i>(does not include judgments)</i>			Mandamus*	86	
Buyer Plaintiff	1,170		Non-Domestic Relations		
Debt Collection: Credit Card	24,953		Restraining Order*	410	
Debt Collection: Other	11,695		Quo Warranto*	6	
Employment Dispute: Discrimination	179		Replevin*	904	
Employment Dispute: Other	424		Other*	9,018	
Other	9,193		TOTAL DOCKETED CASES:	127,997	100.0%
Of the Docketed Cases:			Pro Se Filings:	9,909	7.7%
			Class Action Suits:	250	0.2%
			MDJ Appeals:	7,733	6.0%

*Civil Other

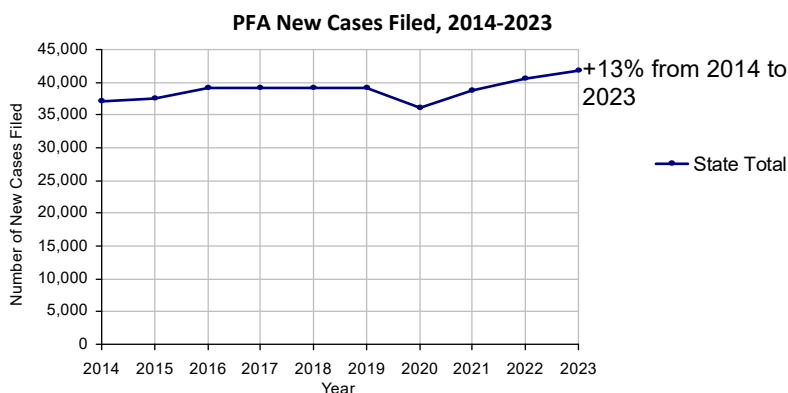
Pennsylvania Statewide Common Pleas Caseload Statistics

2023 Population estimate: 12,961,683

No. of Common Pleas Court Judgeships: 462

2023 Protection From Abuse	No. of Petitions	
Cases Pending 1/1/2023	11,775 ^(R)	
New Cases Filed in 2023	41,736	
<i>Of these, Petitions Requesting Temporary Orders: 41,516 (99.5%)</i>		
<i>Temporary Orders DENIED: 4,973 (12.0%), Temporary Orders GRANTED: 36,537 (88.0%)</i>		
Cases Available for Processing	53,511	
Processed By:		
Temporary Order DENIED After Ex Parte Hearing and No Evidentiary Hearing Scheduled	2,358	5.7%
Temporary Order DISMISSED After Evidentiary Hearing and No Final Order Entered	2,908	7.0%
Final Order DENIED After Evidentiary Hearing Before a Judge or a Judicial Officer	2,186	5.2%
Final Order GRANTED After Evidentiary Hearing Before a Judge or a Judicial Officer	7,438	17.8%
Plaintiff Did Not Appear For Evidentiary Hearing	10,808	25.9%
Final Order by STIPULATION OR AGREEMENT Between the Parties	6,903	16.6%
Petition WITHDRAWN by Plaintiff	8,728	20.9%
TRANSFERRED to Another Jurisdiction	33	0.1%
Other	324	0.8%
Cases Processed	41,686	100.0%
Cases Pending 12/31/2023	11,825	

(R) - Revised



Notes.

Tioga County data unavailable at time of Publication.

Lancaster- The combined number of Temporary Orders Denied and Granted does NOT equal the number of Petitions Requesting Temporary Orders due to Petitions that decide not to proceed prior to an initial hearing.

Pennsylvania Statewide Common Pleas Caseload Statistics

2023 Population estimate: 12,961,683

No. of Common Pleas Court Judgeships: 462

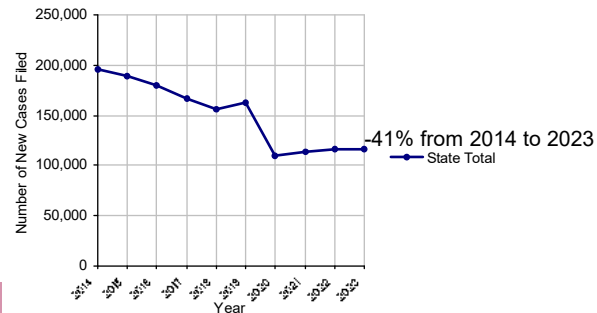
2023 Spousal & Child Support	No. of Petitions
Cases Pending 1/1/2023	47,471
New Cases Filed in 2023	116,339
Dockets Transferred In (+)	2,084
Dockets Transferred Out (-)	1,844
Cases Available for Processing	164,050
Processed By:	
Judge	4,185 3.5%
Intake Officer	101,890 86.1%
Hearing Officer	12,140 10.3%
Other	69 0.1%
Cases Processed	118,284 100.0%
Cases Pending 12/31/2023	45,766

Data provided by PACSES

2023 Paternity	No. of Cases
Acknowledgements Filed:	
Non-Domestic Relations Section	14,665 83.1%
During Conference	2,197 12.4%
Non-Stipulated (post genetic test)	216 1.2%
Pre-Trial Conference	575 3.3%
Total	17,653 100.0%
Established:	
Stipulated by Genetic Tests	1,761 27.2%
Default - Father Failed to Appear	1,063 16.4%
Adjudication by Court Proceeding	65 1.0%
Out of State	3,589 55.4%
Total	6,478 100.0%
Cases Pending 12/31/2023	9,916

Data provided by PACSES

Spousal & Child Support New Cases Files 2014-2023



DEFINITIONS:

ACKNOWLEDGEMENTS FILED:

NON-DOMESTIC RELATIONS SECTION: The voluntary Acknowledgement of Paternity by the alleged father.
DURING CONFERENCE: The alleged father signed the Acknowledgement of Paternity-Waiver of Trial (PE-010) at the initial child support conference.
NON-STIPULATED (POST GENETIC TEST): The alleged father signed the Acknowledgement of Paternity-Waiver of Trial after genetic tests were conducted and resulted in the alleged father being determined to be the biological father.
PRE-TRIAL CONFERENCE: The alleged father signed the Acknowledgement of Paternity-Waiver of Trial at the pre-trial conference.

ESTABLISHED:

STIPULATED BY GENETIC TESTS: The alleged father requested genetic tests and signed a stipulation that if the test results had a 99% or higher probability of paternity then the alleged father would be stipulated as the biological father of the child.
DEFAULT - FATHER FAILED TO APPEAR: The alleged father failed to appear after being served for either a support conference, hearing, or genetic test and a default paternity order was entered by the court.
ADJUDICATION BY COURT PROCEEDING: The alleged father was determined to be the biological father of the child through a court proceeding.
OUT OF STATE: Paternity was established in another state, "Out of state only".

Pennsylvania Statewide Common Pleas Caseload Statistics

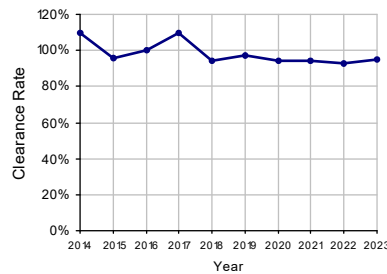
2023 Population Estimate: 12,961,683

No. of Common Pleas Court Judgeships: 462

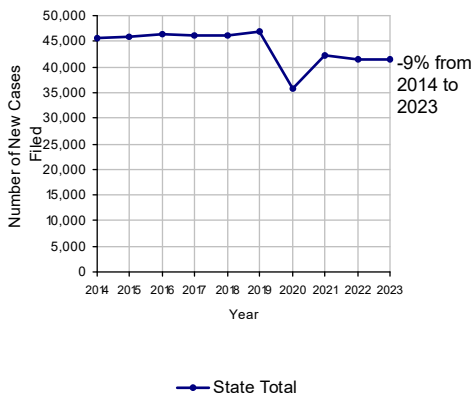
2023 Custody/Partial Custody/Visitation	No. of Petitions	
Cases Pending 1/1/2023	45,644 (R)	
New Cases Filed in 2023	41,495	
Cases Available for Processing	87,139	
Processed By:		
Judge	15,537	39.6%
Non-Judicial Officer	17,593	44.8%
Administrative Review/Purge	638	1.6%
Other	5,501	14.0%
Cases Processed	39,269	100.0%
Cases Pending 12/31/2023	47,870	

(R) - Revised

Clearance Rate, 2014-2023

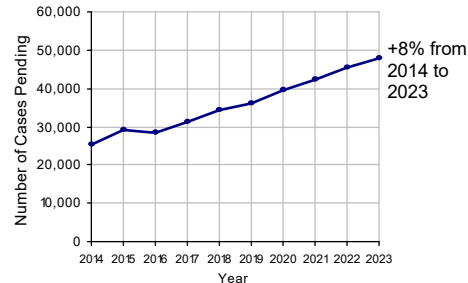


Custody/Partial Custody/Visitation New Cases Filed, 2014-2023



Note: Clearance Rate = Cases Processed / New Cases Filed

Cases Pending at the End of Year, 2014-2023



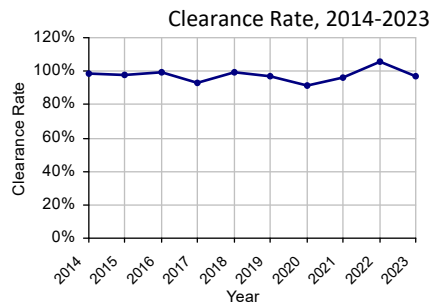
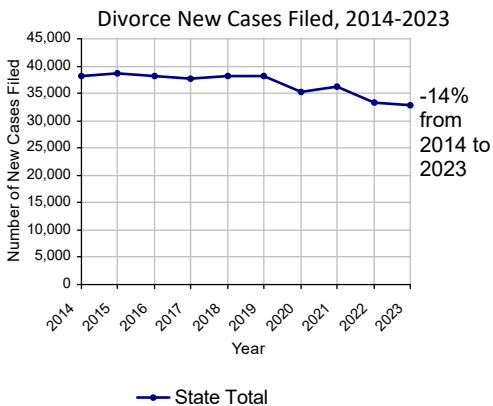
Pennsylvania Statewide Common Pleas Caseload Statistics

2023 Population estimate: 12,961,683

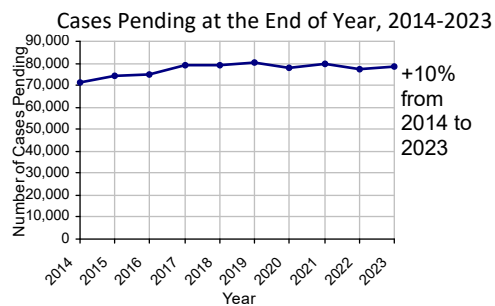
No. of Common Pleas Court Judgeships: 462

2023 Divorce	No. of Petitions	
Cases Pending 1/1/2023	77,210 ^(R)	
New Cases Filed in 2023	32,906	
Cases Available for Processing	110,116	
Processed By:		
Contested Before a Judge	2,221	7.0%
Contested Before a Non-Judicial Officer	1,386	4.3%
Uncontested	26,352	82.6%
Administrative Review/Purge	1,253	3.9%
Other	679	2.1%
Cases Processed	31,891	100.0%
Cases Pending 12/31/2023	78,225	

(R) - Revised



Note: Clearance Rate = Cases Processed / New Cases Filed



Pennsylvania Statewide Common Pleas Caseload Statistics

2023 Population estimate: 12,961,683

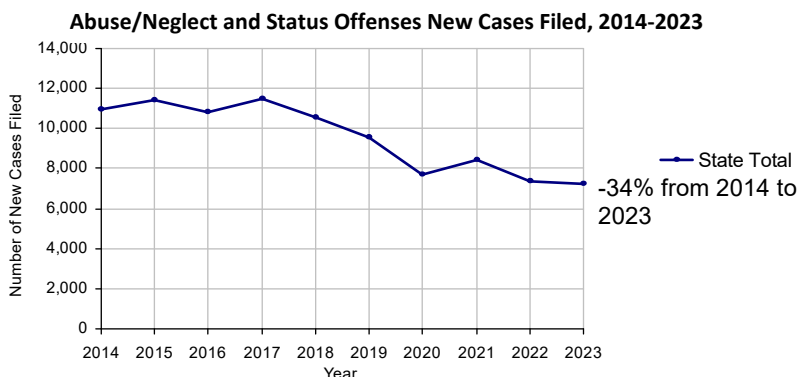
No. of Common Pleas Court Judgeships: 462

2023 Juvenile Dependency - Petitions Pending Adjudication

	Abuse/ Neglect	Status Offenses	Total
Cases Pending 1/1/2023	1,259	93	1,352 ^(R)
New Petitions Filed in 2023	6,777	480	7,257
Other	1,476	60	1,536
Total Petitions Available for Processing	9,512	633	10,145
Processed by:			
Adjudicated Dependent			
Judge	4,404	243	4,647
Juvenile Court Hearing Officer	1,924	145	2,069
Adjudicated NOT Dependent			
Judge	429	28	457
Juvenile Court Hearing Officer	69	8	77
Withdrawn/Dismissed/Inactive	1,140	100	1,240
Other	327	24	351
Total Petitions Processed	8,293	548	8,841
Cases Pending 12/31/2023	1,219	85	1,304

(R) - Revised

Data provided by CPCMS



Pennsylvania Statewide Common Pleas Caseload Statistics

2023 Population estimate: 12,961,683

No. of Common Pleas Court Judgeships: 462

2023 Juvenile Dependency - Adjudicated Dependent Inventory

	Abuse/ Neglect	Status Offenses	Total
Cases Pending 1/1/2023	14,547	417	14,964 ^(R)
New Adjudicated Dependent Cases	6,328	388	6,716
Other	157	8	165
Total Adjudicated Dependent Cases	21,032	813	21,845

Court Supervision Terminated:

Family Reunification	2,199	29.2%	72	22.9%	2,271	29.0%
Adoption	1,953	26.0%	13	4.1%	1,966	25.1%
Placement with a Relative/Guardian	2,201	29.2%	157	49.8%	2,358	30.1%
Aged Out	769	10.2%	53	16.8%	822	10.5%
Other Permanency Outcomes*	116	1.5%	9	2.9%	125	1.6%
Other**	287	3.8%	11	3.5%	298	3.8%
Total Adjudicated Dependent Cases Terminated	7,525	100.0%	315	100.0%	7,840	100.0%
Cases Pending 12/31/2023	13,507		498		14,005	

(R) - Revised

Data provided by CPCMS

* Other Permanency Outcomes include: adjudicated delinquent, death due to natural causes, emancipation, permanent living arrangement, and parent has come forward.

** Other includes cases where court supervision is terminated due to transfer out of jurisdiction, withdrawal and administrative closure.

Pennsylvania Statewide Common Pleas Caseload Statistics

2023 Population estimate: 12,961,683

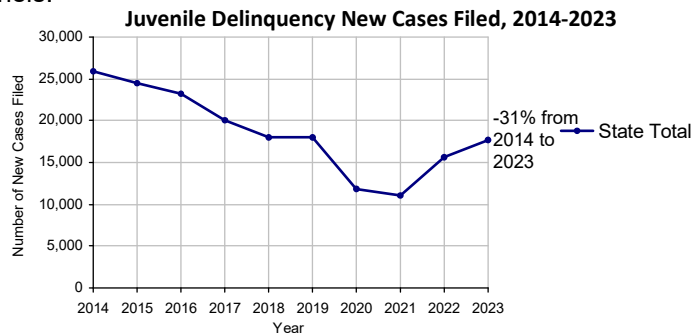
No. of Common Pleas Court Judgeships: 462

2023 Juvenile Delinquency - Cases Pending Disposition

Begin Pending	6,996^(R)
New Cases	17,752
Consent Decree Revoked	413
Informal Adjustment Program Revoked	106
Alternative Program Revoked	0
Warrant Returned	773
Other	1,794
Total Cases Available for Disposition	27,834
Warrant Issued	995
Disposed by:	
Adjudicated Delinquent by a Judge	5,372
Adjudicated Delinquent by a Juvenile Court Hearing Officer	624
Consent Decree Entered	4,125
Informal Adjustment Program Entered*	3,211
Warned and Counseled (Pre-Petition)	752
Dismissed/Withdrawn/Transferred	3,564
Transferred to Criminal Court	50
Other	1,026
Total Cases Disposed*	18,724
End Pending	8,115

Data provided by CPCMS (R) - Revised

*Includes cases disposed pre-petition due to juveniles' participation in Alternative Programs, including Youth Aid Panels.



Pennsylvania Statewide Common Pleas Caseload Statistics

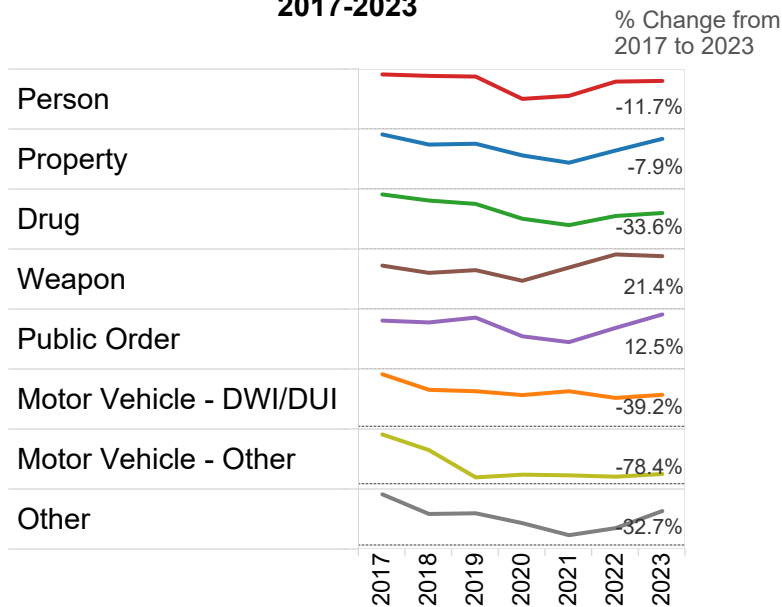
2023 Population: 12,961,683
 No. of Common Pleas Judgeships: 462

2023 Delinquency - New Cases by Offense Type

Case Type	Felony	Misdemeanor	Summary	Total	
Person	2,232	4,009	3	6,244	35.2%
Property	3,159	2,125	5	5,289	29.8%
Drug	211	2,170	0	2,381	13.4%
Weapon	498	578	0	1,076	6.1%
Public Order	416	1,613	294	2,323	13.1%
Motor Vehicle - DWI..	0	223	0	223	1.3%
Motor Vehicle - Other	3	13	0	16	0.1%
Other	165	27	8	200	1.1%
Total	6,684	10,758	310	17,752	100.0%
	37.7%	60.6%	1.7%	100.0%	

Data provided by CPCMS

Delinquency New Cases by Offense Type, 2017-2023



Pennsylvania Statewide Common Pleas Caseload Statistics

2023 Population estimate: 12,961,683

No. of Common Pleas Court Judgeships: 462

2023 Juvenile Delinquency - Formal Dispositions

Begin Pending	8,736 ^(R)
Adjudicated Delinquent by a Judge	5,372
Adjudicated Delinquent by a Juvenile Court Hearing Officer	624
Warrant Returned	996
Other	336
Total Adjudicated Delinquent Cases	16,064
Warrant Issued	1,045
Court Supervision Terminated:	
Conditions Satisfied	3,567
Compelling Reasons	738
Reached Age 21	428
Transferred to Another Juvenile Court	26
Other	341
Total Adjudicated Delinquent Cases Terminated	5,100
End Pending	9,919

(R) - Revised

Data provided by CPCMS

Pennsylvania Statewide Common Pleas Caseload Statistics

2023 Population estimate: 12,961,683

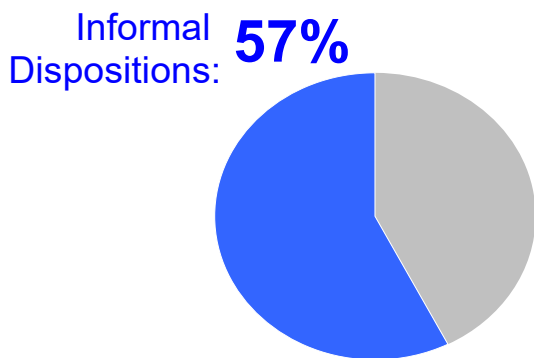
No. of Common Pleas Court Judgeships: 462

2023 Juvenile Delinquency - Informal Dispositions

Pending Consent Decrees	2,401 ^(R)
Pending Informal Adjustments	1,303 ^(R)
New Consent Decrees	4,125
New Informal Adjustments	2,756
Warrant Returned	55
Other	246
Cases Informally Disposed	10,886
Warrant Issued	115
Terminated by:	
Consent Decree Completed	3,028
Informal Adjustment Completed	2,308
Consent Decree Revoked	413
Informal Adjustment Program Revoked	106
Other	576
Total Informally Disposed Cases Terminated	6,431
End Pending	4,340

(R) - Revised

Data provided by CPCMS



Delinquency Cases are disposed either formally, at a proceeding held before a judge or hearing officer, or informally without a proceeding. Informal dispositions include informal adjustments supervised by a juvenile probation officer; consent decrees agreed upon with the District Attorney after a petition is filed; or other pre-petition process by the juvenile probation department.

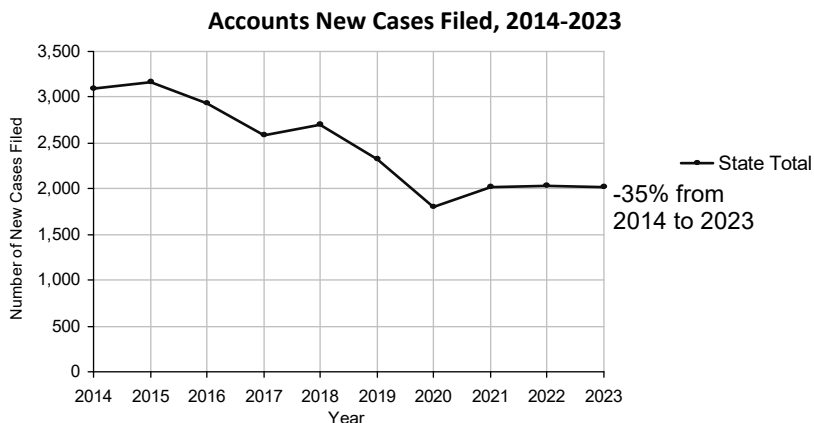
Pennsylvania Statewide Common Pleas Caseload Statistics

2023 Population estimate: 12,961,683

No. of Common Pleas Court Judgeships: 462

2023 Accounts	No. of Cases	
Cases Pending 1/1/2023	1,221 (R)	
New Cases Filed in 2023	2,012	
Cases Available for Processing	3,233	
Processed By:		
Contested before a Judge	245	12.1%
Contested before a Non-Judicial Officer	3	0.1%
Uncontested	1,690	83.4%
Other	89	4.4%
Cases Processed	2,027	100.0%
Cases Pending 12/31/2023	1,206	

(R) - Revised



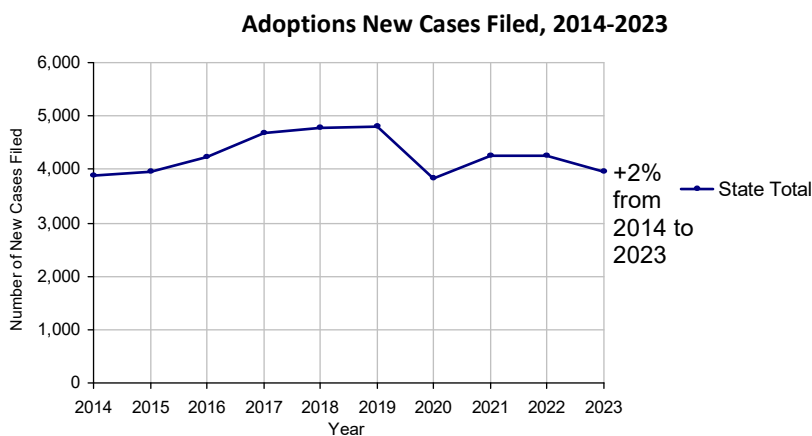
Pennsylvania Statewide Common Pleas Caseload Statistics

2023 Population estimate: 12,961,683

No. of Common Pleas Court Judgeships: 462

2023 Adoptions		No. of Cases	
Cases Pending 1/1/2023		1,274 ^(R)	
New Cases Filed in 2023		3,951	
Cases Available for Processing		5,225	
Processed By:			
Contested before a Judge	Granted	43	1.1%
	Denied	3	0.1%
Uncontested	Granted	3,896	97.0%
	Denied	4	0.1%
Other		70	1.7%
Cases Processed		4,016	100.0%
Cases Pending 12/31/2023		1,209	

(R) - Revised



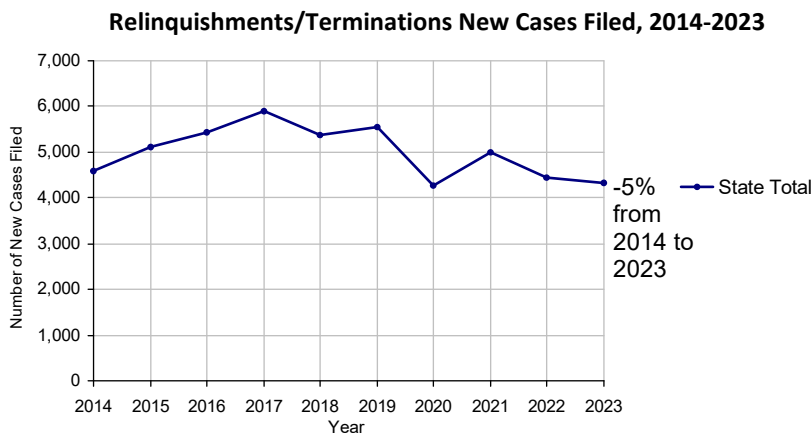
Pennsylvania Statewide Common Pleas Caseload Statistics

2023 Population estimate: 12,961,683

No. of Common Pleas Court Judgeships: 462

2023 Relinquishments/Terminations	No. of Cases	
Cases Pending 1/1/2023	3,158 ^(R)	
New Cases Filed in 2023	4,328	
Cases Available for Processing	7,486	
Processed By:		
Contested before a Judge	1,184	28.4%
Uncontested	2,637	63.3%
Other	342	8.2%
Cases Processed	4,163	100.0%
Cases Pending 12/31/2023	3,323	

(R) - Revised



Pennsylvania Statewide Common Pleas Caseload Statistics

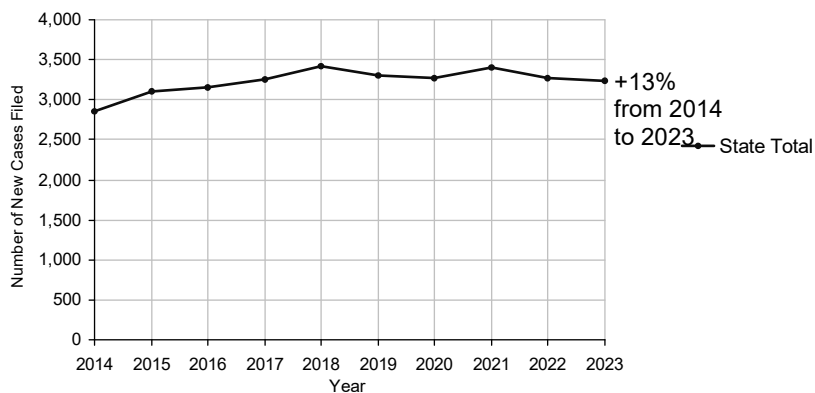
2023 Population estimate: 12,961,683

No. of Common Pleas Court Judgeships: 462

2023 Appointment of Guardians	No. of Cases	
Cases Pending 1/1/2023	1,182 ^(R)	
New Cases Filed in 2023	3,234	
Cases Available for Processing	4,416	
Processed By:		
Contested before a Judge	686	21.0%
Uncontested	2,176	66.6%
Other	406	12.4%
Cases Processed	3,268	100.0%
Cases Pending 12/31/2023	1,148	

(R) - Revised

Appointment of Guardians New Cases Filed, 2014-2023



Pennsylvania Statewide Common Pleas Caseload Statistics

2023 Population estimate: 12,961,683

No. of Common Pleas Court Judgeships: 462

2023 Jury Yield and Utilization

Jury Yield

Qualification Questionnaires/Summonses Mailed:	1,455,993	A		
Returned Undeliverable:	84,294	B	5.8%	Of Qualification Questionnaires/ Summonses Mailed
Not Responded to:	397,722	C	27.3%	
the Number of Prospective Jurors:				
Disqualified:	147,232	D	10.1%	
Exempted:	80,052	E	5.5%	
Excused:	115,952	F	8.0%	
Deferred to New Term:	144,034	G	9.9%	
Deferred from Previous Term:	111,464	H	7.7%	
Total Number of Qualified Jurors Available for Service:	598,171	I	41.1%	

$I=A-B-C-D-E-F-G+H$

Jury Utilization

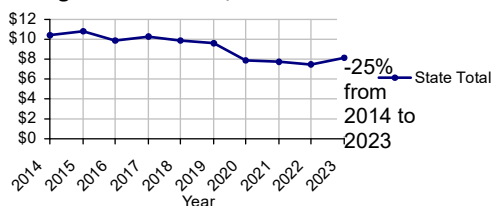
the Number of Jurors:				
Reporting for Service:	218,657		36.6%	Of Jurors Qualified and Available
Told Not to Report for Service:	276,233		46.2%	
Sent to Courtroom for Jury Selection (Voir Dire):	159,089		72.8%	Of Jurors Reporting for Service
Impaneled or Sworn (jurors/alternates):	35,919		16.4%	
Removed for Cause/Hardship:	30,352			
Removed by Peremptory Challenge:	30,143			
Number of Jury Trials Started:	2,467			
Pool Days:	1,841			
Zero Panel Days	298		16.2%	(Of Pool Days)

Jury Costs

Total Annual Budget for Juror Operations:	\$11,751,701.00	J
Average Cost Per Juror:	\$8.07	K


$K=J/A$

Average Cost Per Juror, 2014-2023

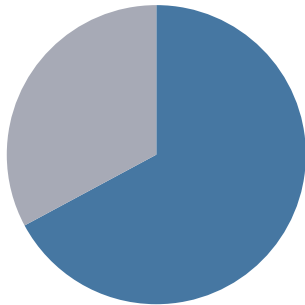


Pennsylvania Statewide Common Pleas Caseload Statistics


2023 Problem Solving Courts

1,815 Discharges 

Of All Court Participants
Discharged:



67%
Graduated
Successfully

 **2,162 Admissions**

Adult Drug Court	1,116
DUI Court	291
Adult Mental Health Court	402
Veterans Court	192
Juvenile Drug Court	44
Family Drug Court	57
Other	60

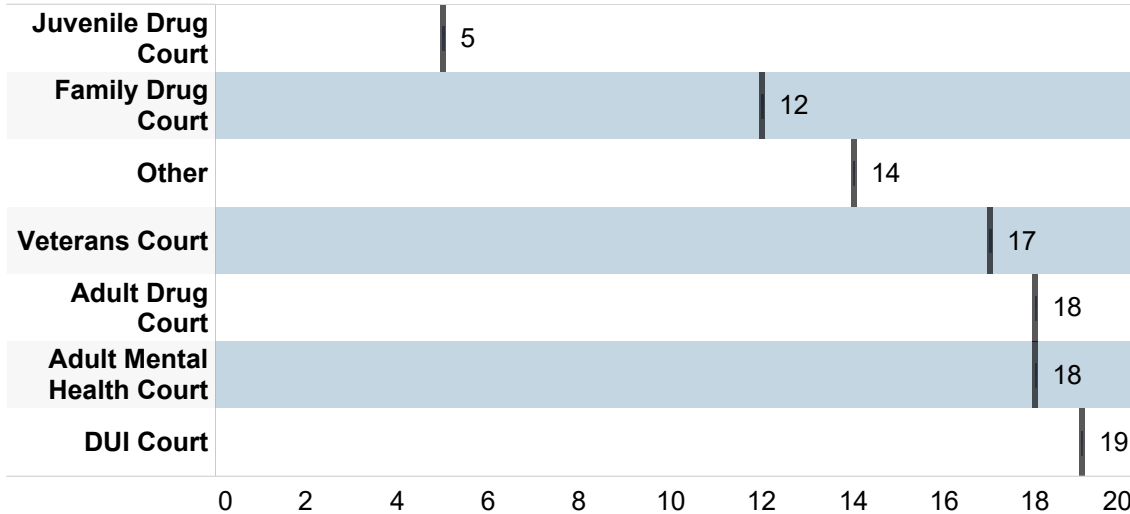
Discharge Reason

	Successfully Completed	Unsuccessful /New Offense	Unsuccessful /Non-Compliant	Voluntarily Withdrew	Unsuccessful /Absconded	Other	Total Discharges
Adult Drug Court	587 (63.3%)	37 (4.0%)	174 (18.8%)	34 (3.7%)	48 (5.2%)	48 (5.2%)	928 (100.0%)
DUI Court	209 (83.3%)	4 (1.6%)	26 (10.4%)		5 (2.0%)	7 (2.8%)	251 (100.0%)
Adult Mental Health Court	219 (67.4%)	19 (5.8%)	55 (16.9%)	6 (1.8%)	9 (2.8%)	17 (5.2%)	325 (100.0%)
Veterans Court	147 (75.0%)		30 (15.3%)	5 (2.6%)	3 (1.5%)	11 (5.6%)	196 (100.0%)
Juvenile Drug Court	10 (30.3%)	8 (24.2%)	11 (33.3%)		2 (6.1%)	2 (6.1%)	33 (100.0%)
Family Drug Court	20 (64.5%)		3 (9.7%)	3 (9.7%)		5 (16.1%)	31 (100.0%)
Other	27 (52.9%)	4 (7.8%)	8 (15.7%)	4 (7.8%)	6 (11.8%)	2 (3.9%)	51 (100.0%)


Pennsylvania Statewide Common Pleas Caseload Statistics

2023 Problem Solving Courts

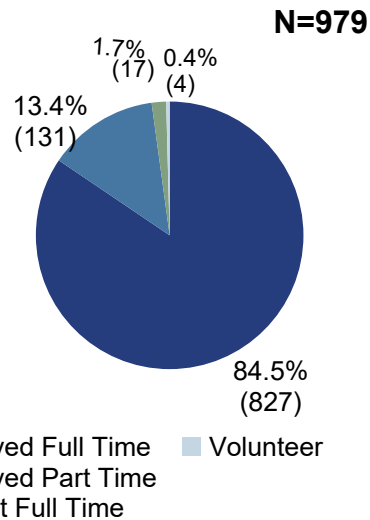
Median Months from Admission to Discharge



Among successful graduates, there was a 86% increase in employment.



84% of the employed successful graduates were employed full time:



17% (301) of all participants have improved in **education level** at discharge.

DEPARTMENT OF RESEARCH & STATISTICS

KIM NIEVES, PH.D.

DIRECTOR

ANDREW GINDER, MPA

ASSISTANT DIRECTOR

YAN LIU, M.S.

SENIOR STATISTICAL ANALYST

SASANKA ADIKARI, PH.D

DATA SCIENTIST

AMANDA PEREIRA

RESEARCH ASSISTANT