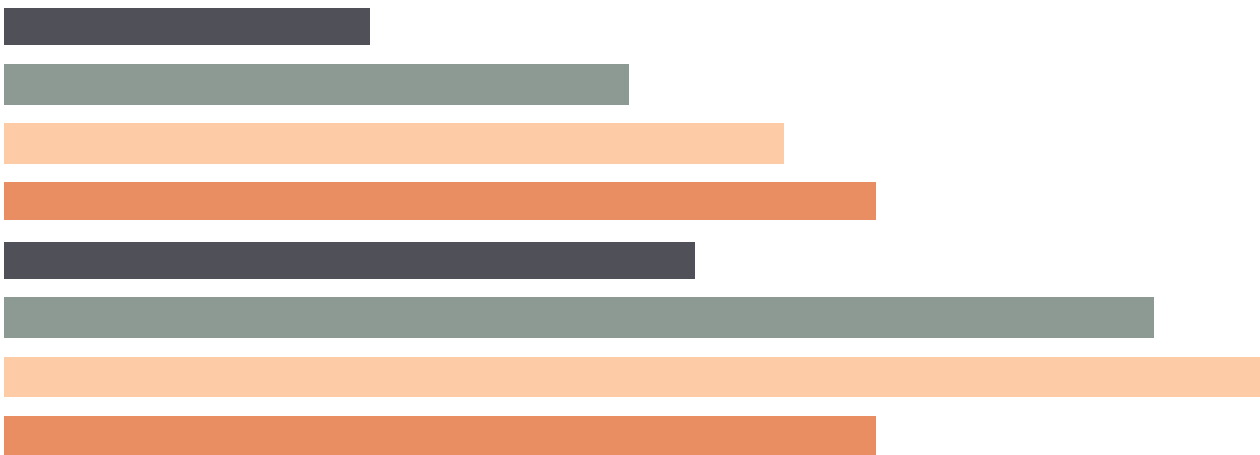
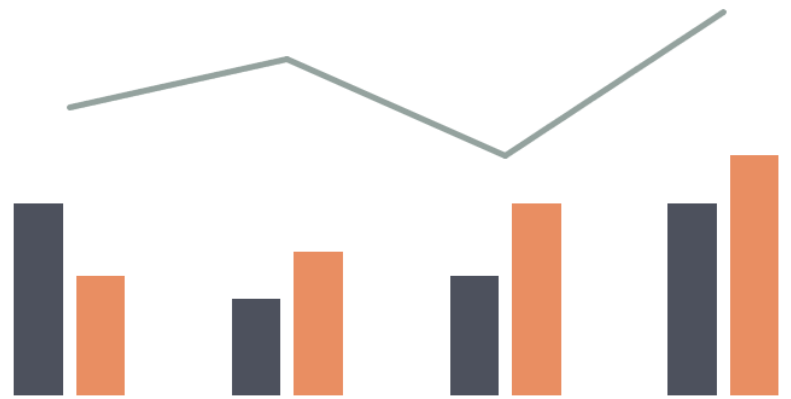


# 2023

Court of Common Pleas  
Caseload Statistics for

# Westmoreland County





We are pleased to provide you with a copy of the 2023 County Caseload Display pages. They can also be viewed on the AOPC webpage at [www.pacourts.us](http://www.pacourts.us) in the *News & Statistics* section under *Research & Statistics*.

Should you have any questions or comments, please do not hesitate to contact me at 717.231.3300 .

Sincerely,

A handwritten signature in black ink, appearing to read "Sasanka", is written over a horizontal line. The signature is fluid and cursive.

Sasanka Adikari, Ph.D.  
Data Scientist  
Department of Research and Statistics



# Table of Contents

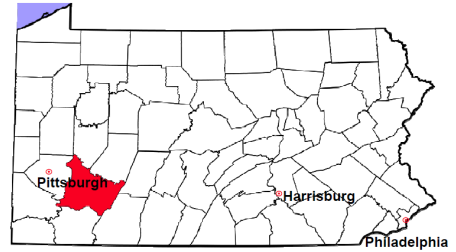
CPCMS Criminal .....	Page 1
CPCMS Criminal - New Cases by Case Type.....	Page 2
Civil.....	Page 3
Civil - Docketed Cases Listed by Case Type.....	Page 4
Protection From Abuse .....	Page 5
Spousal & Child Support and Paternity .....	Page 6
Custody/Partial Custody/Visitation.....	Page 7
Divorce .....	Page 8
Juvenile Dependency - Active Dependent Inventory .....	Page 9
Juvenile Dependency - Adjudicated Dependent Inventory .....	Page 10
Juvenile Delinquency - Cases Pending Disposition.....	Page 11
Juvenile Delinquency - New Cases by Case Type .....	Page 12
Juvenile Delinquency - Formal Dispositions .....	Page 13
Juvenile Delinquency - Informal Dispositions .....	Page 14
Accounts.....	Page 15
Adoptions.....	Page 16
Relinquishments/Terminations .....	Page 17
Appointment of Guardians .....	Page 18
Jury Yield and Utilization .....	Page 19
Problem Solving Courts.....	Pages 20-21

# Westmoreland County

2023 Population estimate: 351,163

Class of County: 3rd

No. of Common Pleas Court Judgeships: 11



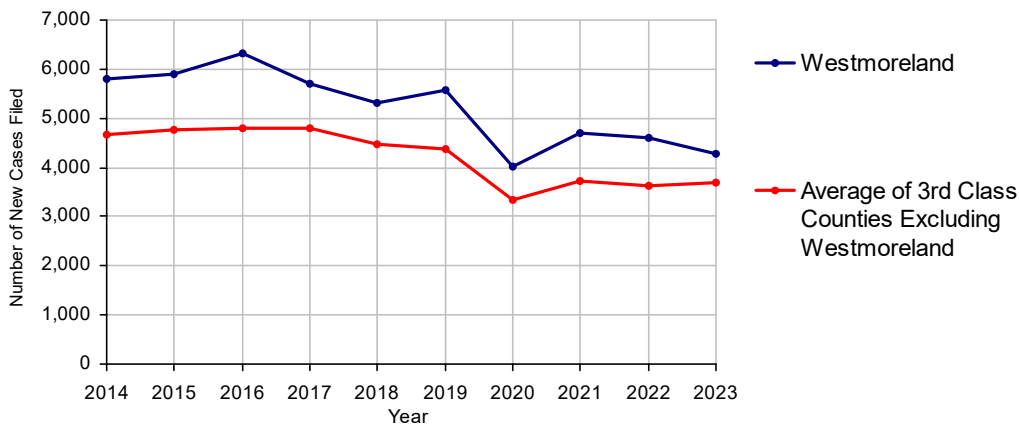
<b>2023 Criminal</b>	<b>No. of Cases</b>	
Cases Pending 1/1/2023	2,962	
New Cases Filed in 2023	4,270	
Reopened Cases	365	
<b>Cases Available for Processing</b>	<b>7,597</b>	
<b>Processed by:</b>		
Withdrawn/Dismissed	359	7.8%
Diversionsary Disposition*	846	18.4%
Guilty Plea	2,968	64.6%
Non-Jury Trial	37	0.8%
Jury Trial	39	0.8%
Inactive	328	7.1%
Other	20	0.4%
<b>Total Cases Processed</b>	<b>4,597</b>	<b>100.0%</b>
<b>Cases Pending 12/31/2023</b>	<b>3,000</b>	
Cases Awaiting Sentencing	131	

<b>Age of Pending Cases as of 12/31/2023</b>		
0-60 Days	624	20.8%
61-120 Days	440	14.7%
121-180 Days	283	9.4%
181-240 Days	292	9.7%
241-300 Days	263	8.8%
301-360 Days	216	7.2%
Over 360 Days	882	29.4%
<b>Total</b>	<b>3,000</b>	<b>100.0%</b>

Data provided by CPCMS

\* Includes other diversionsary programs such as Veterans Court.

**Criminal New Cases, 2014-2023**



# Westmoreland County

2023 Population: 351,163

Class of County: 3rd

No. of Common Pleas Judgeships: 11

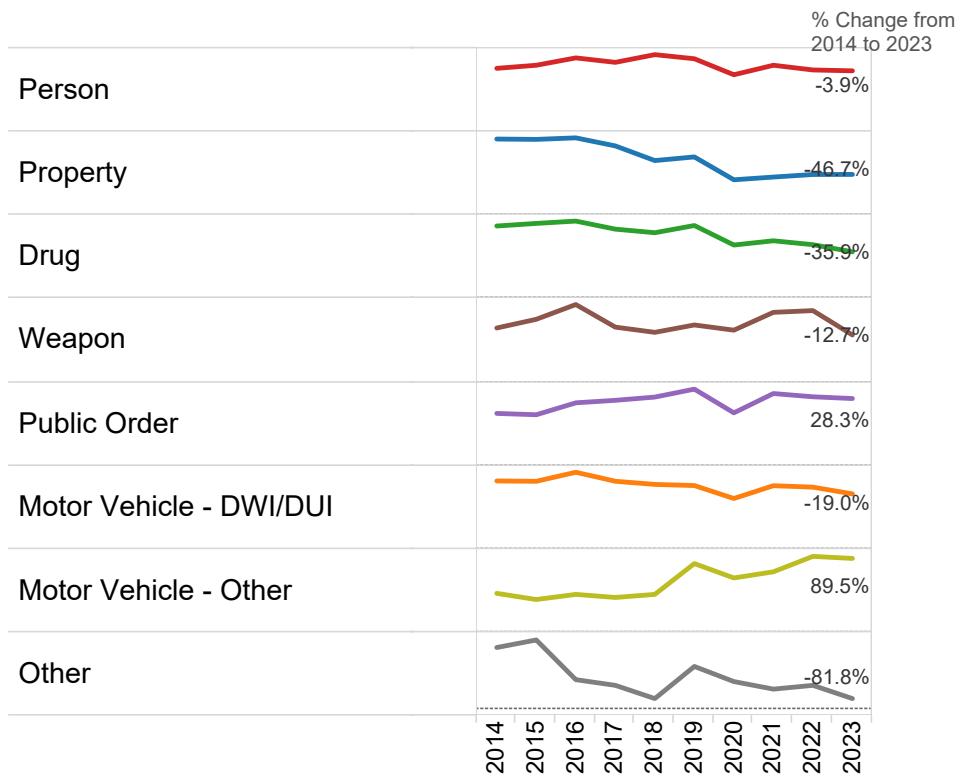


## 2023 Criminal - New Cases by Offense Type

Case Type	Felony	Misdemeanor	Summary	Total	
Person	342	368	0	<b>710</b>	<b>16.6%</b>
Property	526	480	25	<b>1,031</b>	<b>24.1%</b>
Drug	225	589	0	<b>814</b>	<b>19.1%</b>
Weapon	82	28	0	<b>110</b>	<b>2.6%</b>
Public Order	154	303	1	<b>458</b>	<b>10.7%</b>
Motor Vehicle - DWI/DUI	98	971	0	<b>1,069</b>	<b>25.0%</b>
Motor Vehicle - Other	3	69	0	<b>72</b>	<b>1.7%</b>
Other	6	0	0	<b>6</b>	<b>0.1%</b>
<b>Total</b>	<b>1,436</b>	<b>2,808</b>	<b>26</b>	<b>4,270</b>	<b>100.0%</b>
	<b>33.6%</b>	<b>65.8%</b>	<b>0.6%</b>	<b>100.0%</b>	

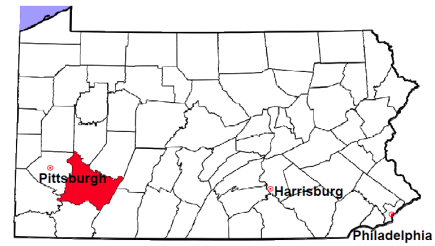
Data provided by CPCMS

### Criminal New Cases by Offense Type, 2014-2023



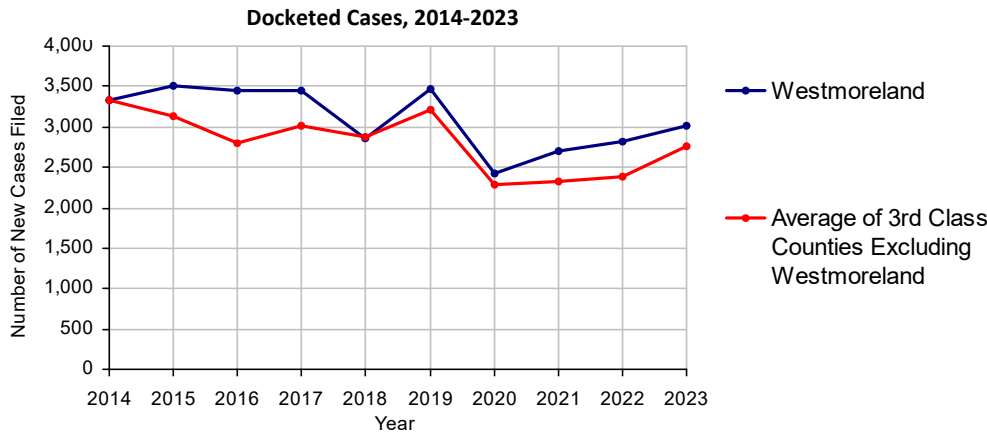
# Westmoreland County

2023 Population estimate: 351,163  
 Class of County: 3rd  
 No. of Common Pleas Court Judgeships: 11



2023 Civil	Civil Action	Other	Total
Cases Pending 1/1/2023	2,236	6,408	8,644
Docketed Cases	1,716	1,299	3,015
Arbitration Appeals	23	1	24
Transferred In	0	0	0
Returned to Active	0	0	0
<b>Cases Available for Processing</b>	<b>3,975</b>	<b>7,708</b>	<b>11,683</b>
Processed By:			
Default Judgments	409	696	1,105
Cases Decided by Arbitration Board	94	0	94
Dispositive Motions	196	212	408
Settlements	435	172	607
Moved to Inactive Status	1	0	1
Transferred/Withdrawn	36	50	86
Dismissed/Discontinued	367	16	383
Administrative Purge	139	0	139
Other	0	0	0
Jury Trial	6	1	7
Non-Jury Trial	3	0	3
<b>Total Cases Processed</b>	<b>1,686</b>	<b>1,147</b>	<b>2,833</b>
<b>Cases Pending 12/31/2023</b>	<b>2,289</b>	<b>6,561</b>	<b>8,850</b>

Age of Pending Cases as of 12/31/2023 (Civil Action Only)		
0-6 months	674	29.4%
7-12 months	448	19.6%
13-18 months	335	14.6%
19-24 months	234	10.2%
25-30 months	194	8.5%
31-36 months	102	4.5%
37-42 months	67	2.9%
43-48 months	50	2.2%
49-54 months	53	2.3%
55-60 months	45	2.0%
61-66 months	24	1.0%
67-72 months	16	0.7%
Over 72 months	47	2.1%
<b>Total</b>	<b>2,289</b>	<b>100.0%</b>



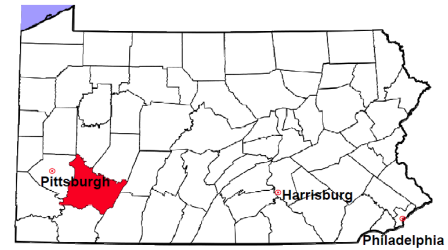


# Westmoreland County

2023 Population estimate: 351,163

Class of County: 3rd

No. of Common Pleas Court Judgeships: 11



## 2023 Civil - Docketed Cases Listed by Case Type

### TORT 405 13.4%

*(does not include mass tort)*

Intentional	17
Malicious Prosecution	13
Motor Vehicle	192
Nuisance	2
Premise Liability	67
Product Liability	9
Slander/Libel/Defamation	4
Other	101

### MASS TORT 0

Asbestos	0
Tobacco	0
Toxic Tort - DES	0
Toxic Tort - Implant	0
Toxic Waste	0
Other	0

### PROFESSIONAL LIABILITY 40 1.3%

Dental	1
Legal	0
Medical Malpractice	36
Other	3

### CONTRACT 1,149 38.1%

*(does not include judgments)*

Buyer Plaintiff	23
Debt Collection: Credit Card	667
Debt Collection: Other	338
Employment Dispute: Discrimination	7
Employment Dispute: Other	0
Other	114

### Of the Docketed Cases:

Pro Se Filings:	0	Class Action Suits:	0	MDJ Appeals:	220 7.3%
-----------------	---	---------------------	---	--------------	----------

\*Civil Other

### REAL PROPERTY 952 31.6%

Ejectment*	50
Eminent Domain/Condemnation*	15
Ground Rent	1
Landlord/Tenant Dispute	121
Mortgage Foreclosure:	
Residential*	480
Commercial*	9
Partition of Real Property*	12
Quiet Title*	45
Other*	219

### CIVIL APPEALS 232 7.7%

*- Administrative Agencies*

Board of Assessment*	49
Board of Elections*	1
Dept. of Transportation*	134
Zoning Board*	7
Statutory Appeal - Other*	15
Other*	26

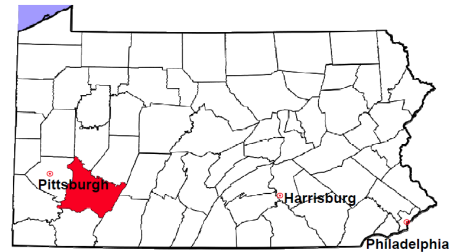
### MISCELLANEOUS 237 7.9%

Common Law/	
Statutory Arbitration*	1
Declaratory Judgment*	12
Mandamus*	0
Non-Domestic Relations	
Restraining Order*	24
Quo Warranto*	0
Replevin*	0
Other*	200

### TOTAL DOCKETED CASES: 3,015 100.0%

# Westmoreland County

2023 Population estimate: 351,163  
 Class of County: 3rd  
 No. of Common Pleas Court Judgeships: 11

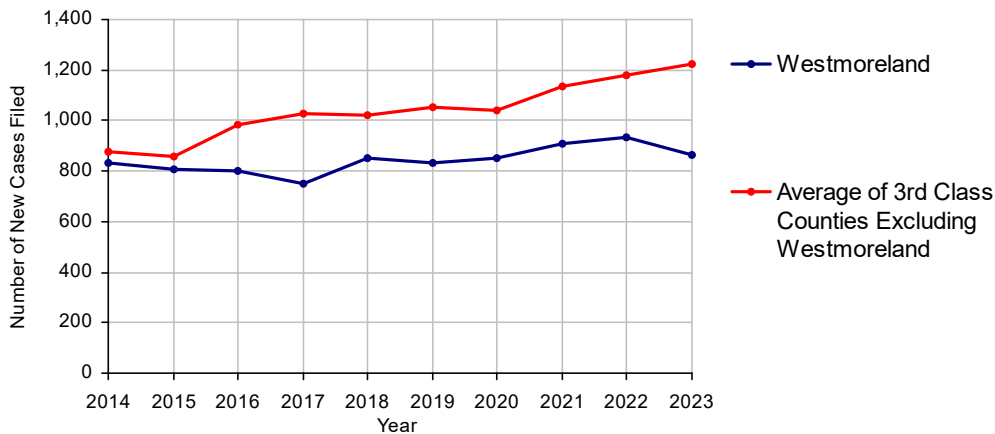


## 2023 Protection From Abuse

	<b>No. of Petitions</b>
Cases Pending 1/1/2023	177 (R)
New Cases Filed in 2023	861
<i>Of these, Petitions Requesting Temporary Orders: 861 (100.0%)</i>	
<i>Temporary Orders DENIED: 73 (8.5%), Temporary Orders GRANTED: 788 (91.5%)</i>	
<b>Cases Available for Processing</b>	<b>1,038</b>
Processed By:	
Temporary Order DENIED After Ex Parte Hearing and No Evidentiary Hearing Scheduled	73 8.4%
Temporary Order DISMISSED After Evidentiary Hearing and No Final Order Entered	116 13.3%
Final Order DENIED After Evidentiary Hearing Before a Judge or a Judicial Officer	0
Final Order GRANTED After Evidentiary Hearing Before a Judge or a Judicial Officer	198 22.7%
Plaintiff Did Not Appear For Evidentiary Hearing	200 23.0%
Final Order by STIPULATION OR AGREEMENT Between the Parties	72 8.3%
Petition WITHDRAWN by Plaintiff	212 24.3%
TRANSFERRED to Another Jurisdiction	0
Other	0
<b>Cases Processed</b>	<b>871 100.0%</b>
<b>Cases Pending 12/31/2023</b>	<b>167</b>

(R) - Revised

PFA New Cases Filed, 2014-2023

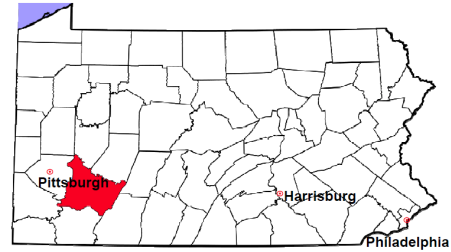


# Westmoreland County

2023 Population estimate: 351,163

Class of County: 3rd

No. of Common Pleas Court Judgeships: 11



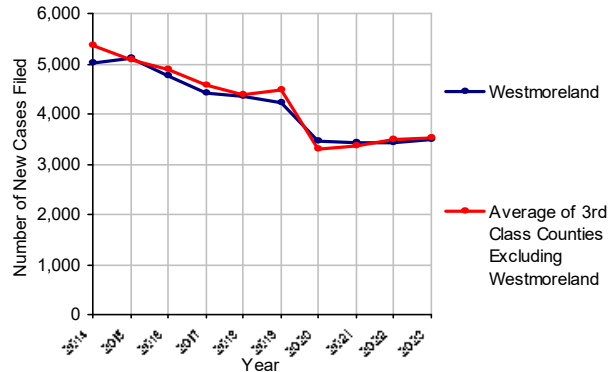
2023 Spousal & Child Support	No. of Petitions
Cases Pending 1/1/2023	487
New Cases Filed in 2023	3,505
Dockets Transferred In (+)	53
Dockets Transferred Out (-)	46
<b>Cases Available for Processing</b>	<b>3,999</b>
Processed By:	
Judge	14 0.4%
Intake Officer	3,338 94.3%
Hearing Officer	189 5.3%
Other	0
<b>Cases Processed</b>	<b>3,541 100.0%</b>
<b>Cases Pending 12/31/2023</b>	<b>458</b>

Data provided by PACSES

2023 Paternity	No. of Cases
<b>Acknowledgements Filed:</b>	
Non-Domestic Relations Section	356 82.8%
During Conference	72 16.7%
Non-Stipulated (post genetic test)	0
Pre-Trial Conference	2 0.5%
<b>Total</b>	<b>430 100.0%</b>
<b>Established:</b>	
Stipulated by Genetic Tests	70 56.0%
Default - Father Failed to Appear	9 7.2%
Adjudication by Court Proceeding	0
Out of State	46 36.8%
<b>Total</b>	<b>125 100.0%</b>
<b>Cases Pending 12/31/2023</b>	<b>80</b>

Data provided by PACSES

Spousal & Child Support New Cases, 2014-2023



## DEFINITIONS:

### ACKNOWLEDGEMENTS FILED:

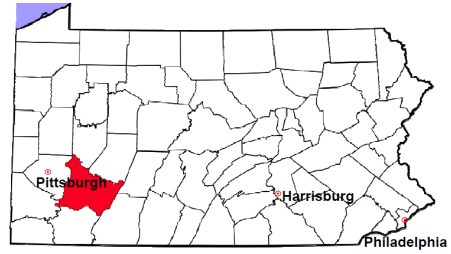
**NON-DOMESTIC RELATIONS SECTION:** The voluntary Acknowledgement of Paternity by the alleged father.  
**DURING CONFERENCE:** The alleged father signed the Acknowledgement of Paternity-Waiver of Trial (PE-010) at the initial child support conference.  
**NON-STIPULATED (POST GENETIC TEST):** The alleged father signed the Acknowledgement of Paternity-Waiver of Trial after genetic tests were conducted and resulted in the alleged father being determined to be the biological father.  
**PRE-TRIAL CONFERENCE:** The alleged father signed the Acknowledgement of Paternity-Waiver of Trial at the pre-trial conference.

### ESTABLISHED:

**STIPULATED BY GENETIC TESTS:** The alleged father requested genetic tests and signed a stipulation that if the test results had a 99% or higher probability of paternity then the alleged father would be stipulated as the biological father of the child.  
**DEFAULT - FATHER FAILED TO APPEAR:** The alleged father failed to appear after being served for either a support conference, hearing, or genetic test and a default paternity order was entered by the court.  
**ADJUDICATION BY COURT PROCEEDING:** The alleged father was determined to be the biological father of the child through a court proceeding.  
**OUT OF STATE:** Paternity was established in another state, "Out of state only".

# Westmoreland County

2023 Population Estimate: 351,163  
 Class of County: 3rd  
 No. of Common Pleas Court Judgeships: 11

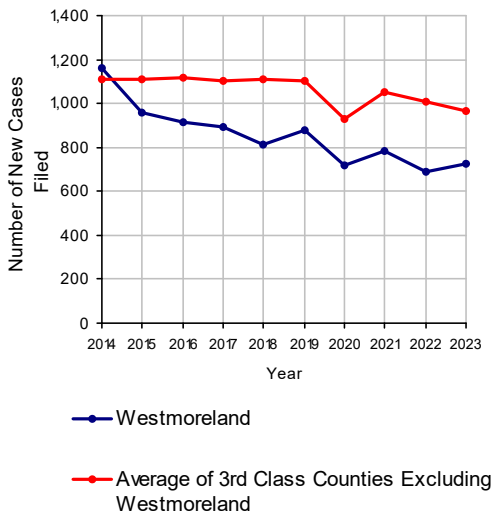


## 2023 Custody/Partial Custody/Visitation

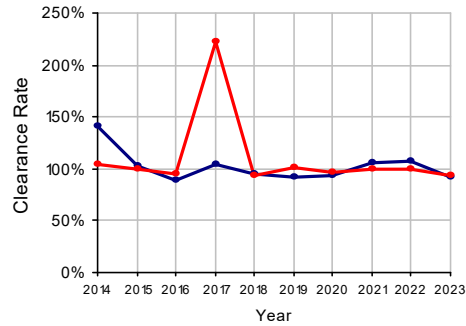
**No. of  
Petitions**

Cases Pending 1/1/2023	471
New Cases Filed in 2023	723
<b>Cases Available for Processing</b>	<b>1,194</b>
Processed By:	
Judge	202 30.3%
Non-Judicial Officer	453 68.0%
Administrative Review/Purge	0
Other	11 1.7%
<b>Cases Processed</b>	<b>666 100.0%</b>
<b>Cases Pending 12/31/2023</b>	<b>528</b>

Custody/Partial Custody/Visitation New Cases Filed, 2014-2023

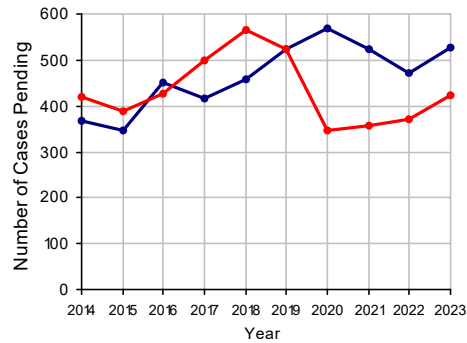


Clearance Rate, 2014-2023



Note: Clearance Rate = Cases Processed / New Cases Filed

Cases Pending at the End of Year, 2014-2023



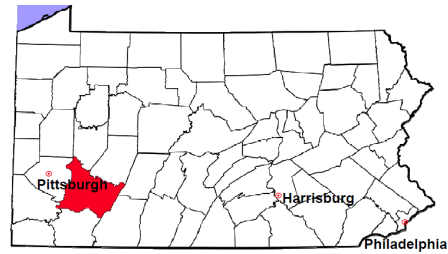
Note: The unusually high clearance rate in 2014 was due to an administrative review and purge.

# Westmoreland County

2023 Population estimate: 351,163

Class of County: 3rd

No. of Common Pleas Court Judgeships: 11



## 2023 Divorce

### No. of Petitions

Cases Pending 1/1/2023 2,670

New Cases Filed in 2023 761

**Cases Available for Processing 3,431**

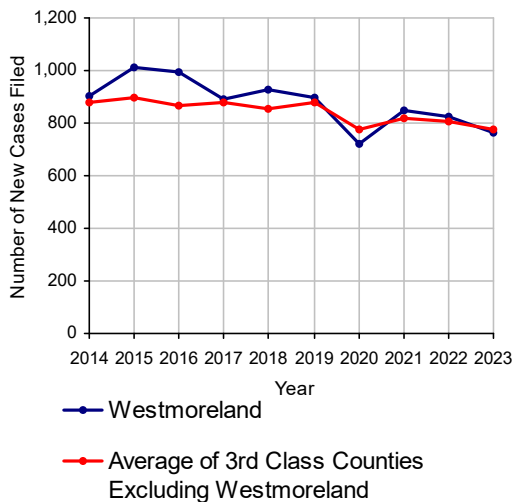
Processed By:

Contested Before a Judge	0	
Contested Before a Non-Judicial Officer	0	
Uncontested	698	96.0%
Administrative Review/Purge	0	
Other	29	4.0%

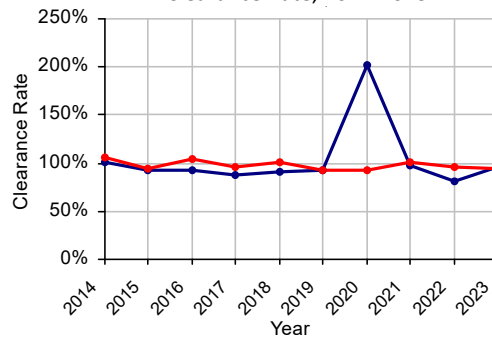
**Cases Processed 727 100.0%**

**Cases Pending 12/31/2023 2,704**

Divorce New Cases Filed, 2014-2023

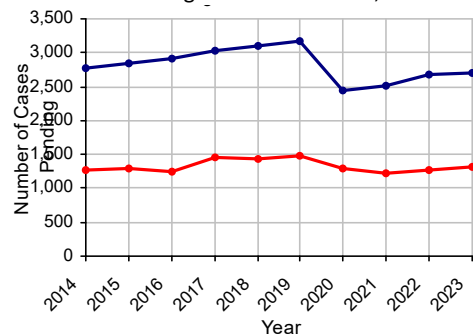


Clearance Rate, 2014-2023



Note: Clearance Rate = Cases Processed / New Cases Filed

Cases Pending at the End of Year, 2014-2023

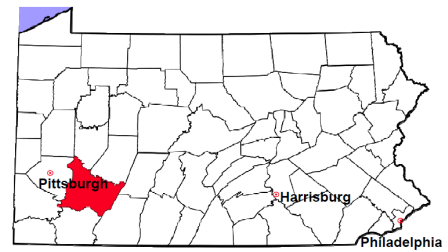


# Westmoreland County

2023 Population estimate: 351,163

Class of County: 3rd

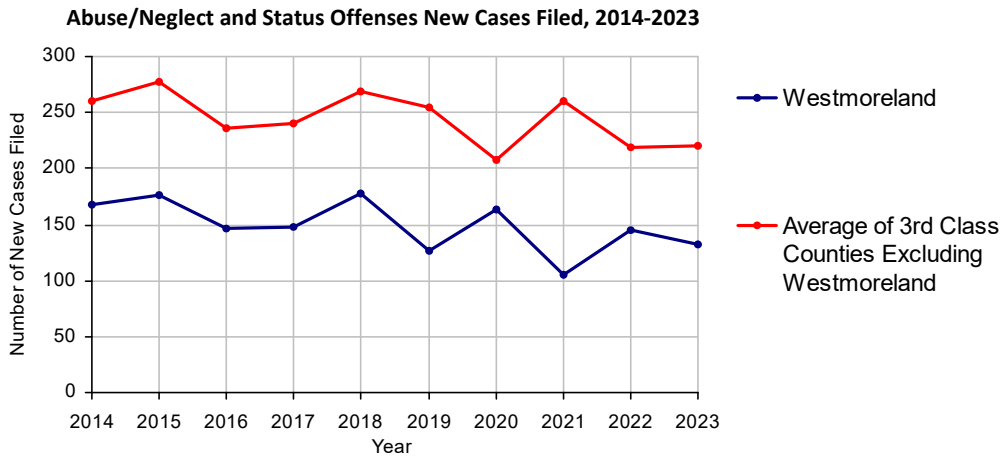
No. of Common Pleas Court Judgeships: 11



## 2023 Juvenile Dependency - Petitions Pending Adjudication

	Abuse/ Neglect	Status Offenses	Total
Cases Pending 1/1/2023	23	4	27
New Petitions Filed in 2023	126	6	132
Other	10	1	11
<b>Total Petitions Available for Processing</b>	<b>159</b>	<b>11</b>	<b>170</b>
Processed by:			
Adjudicated Dependent			
Judge	27	0	27
Juvenile Court Hearing Officer	79	5	84
Adjudicated NOT Dependent			
Judge	2	0	2
Juvenile Court Hearing Officer	6	2	8
Withdrawn/Dismissed/Inactive	17	0	17
Other	3	0	3
<b>Total Petitions Processed</b>	<b>134</b>	<b>7</b>	<b>141</b>
<b>Cases Pending 12/31/2023</b>	<b>25</b>	<b>4</b>	<b>29</b>

Data provided by CPCMS

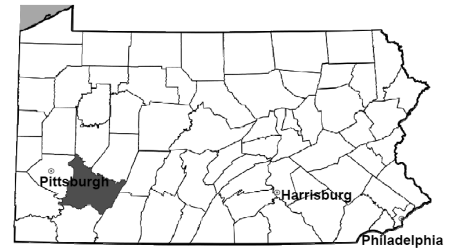


# Westmoreland County

2023 Population estimate: 351,163

Class of County: 3rd

No. of Common Pleas Court Judgeships: 11



## 2023 Juvenile Dependency - Adjudicated Dependent Inventory

	Abuse/ Neglect		Status Offenses		Total	
Cases Pending 1/1/2023	232		13		245	
New Adjudicated Dependent Cases	106		5		111	
Other	9		2		11	
<b>Total Adjudicated Dependent Cases</b>	<b>347</b>		<b>20</b>		<b>367</b>	
<b><u>Court Supervision Terminated:</u></b>						
Family Reunification	33	32.0%	1	10.0%	34	30.1%
Adoption	32	31.1%	0		32	28.3%
Placement with a Relative/Guardian	18	17.5%	4	40.0%	22	19.5%
Aged Out	13	12.6%	4	40.0%	17	15.0%
Other Permanency Outcomes*	2	1.9%	1	10.0%	3	2.7%
Other**	5	4.9%	0		5	4.4%
<b>Total Adjudicated Dependent Cases Terminated</b>	<b>103</b>	<b>100.0%</b>	<b>10</b>	<b>100.0%</b>	<b>113</b>	<b>100.0%</b>
<b>Cases Pending 12/31/2023</b>	<b>244</b>		<b>10</b>		<b>254</b>	

Data provided by CPCMS

\* Other Permanency Outcomes include: adjudicated delinquent, death due to natural causes, emancipation, permanent living arrangement, and parent has come forward.

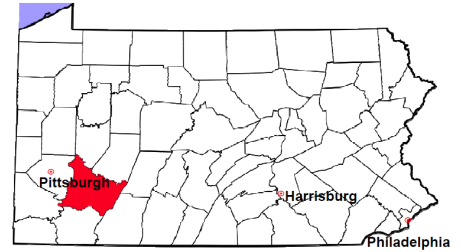
\*\* Other includes cases where court supervision is terminated due to transfer out of jurisdiction, withdrawal and administrative closure.

# Westmoreland County

2023 Population estimate: 351,163

Class of County: 3rd

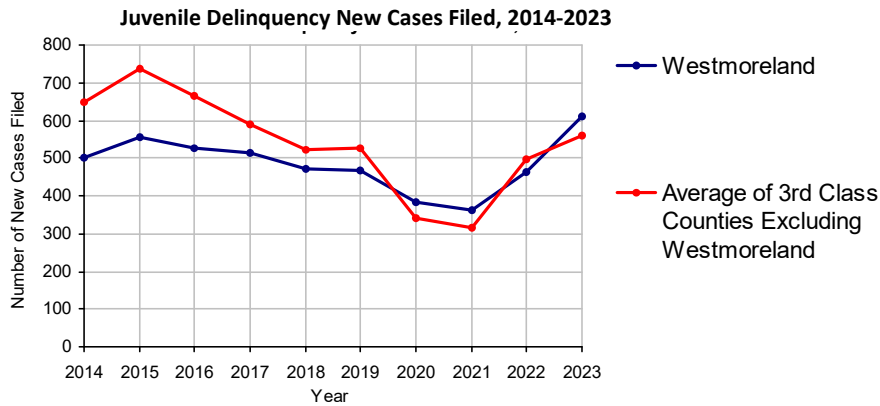
No. of Common Pleas Court Judgeships: 11



## 2023 Juvenile Delinquency - Cases Pending Disposition

<b>Begin Pending</b>	<b>145</b>
New Cases	610
Consent Decree Revoked	12
Informal Adjustment Program Revoked	0
Alternative Program Revoked	0
Warrant Returned	19
Other	36
<b>Total Cases Available for Disposition</b>	<b>822</b>
<b>Warrant Issued</b>	<b>22</b>
<b>Disposed by:</b>	
Adjudicated Delinquent by a Judge	105
Adjudicated Delinquent by a Juvenile Court Hearing Officer	49
Consent Decree Entered	160
Informal Adjustment Program Entered	33
Warned and Counseled (Pre-Petition)	0
Dismissed/Withdrawn/Transferred	159
Transferred to Criminal Court	0
Other	24
<b>Total Cases Disposed</b>	<b>530</b>
<b>End Pending</b>	<b>270</b>

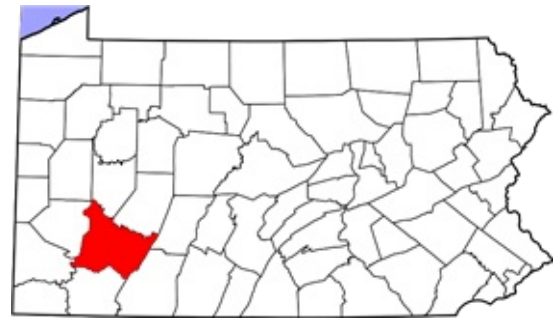
Data provided by CPCMS





# Westmoreland County

2023 Population: 351,163  
 Class of County: 3rd  
 No. of Common Pleas Judgeships: 11

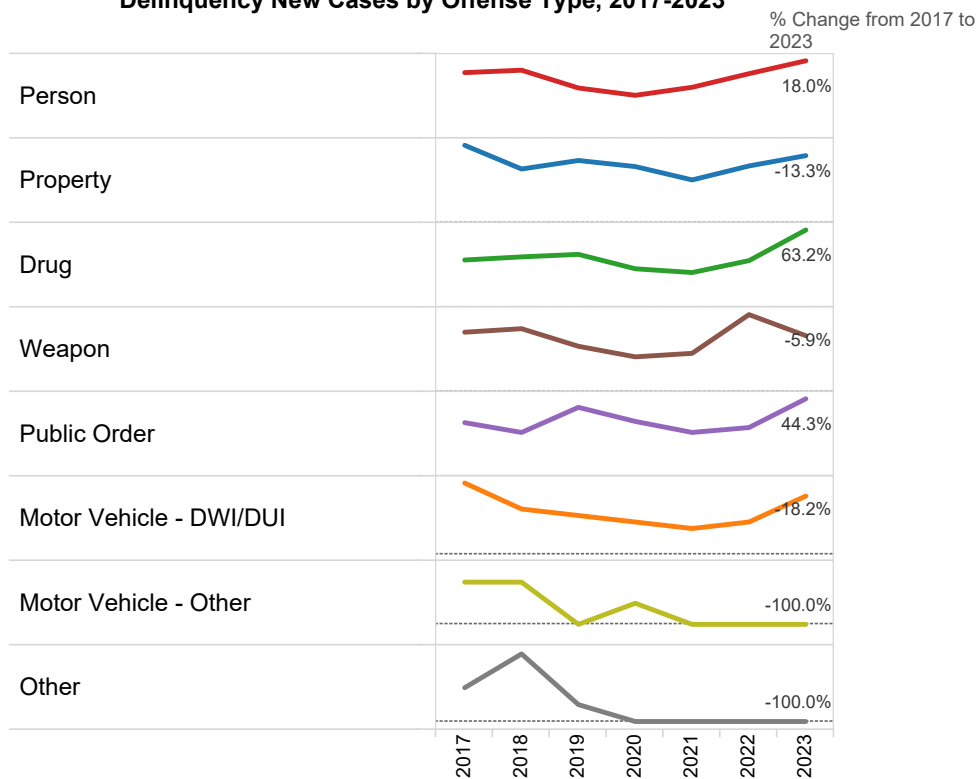


## 2023 Delinquency - New Cases by Offense Type

Case Type	Felony	Misdemeanor	Summary	Total	
Person	71	152	0	<b>223</b>	<b>36.6%</b>
Property	72	39	0	<b>111</b>	<b>18.2%</b>
Drug	5	119	0	<b>124</b>	<b>20.3%</b>
Weapon	1	15	0	<b>16</b>	<b>2.6%</b>
Public Order	16	46	65	<b>127</b>	<b>20.8%</b>
Motor Vehicle - DWI/DUI	0	9	0	<b>9</b>	<b>1.5%</b>
Motor Vehicle - Other	0	0	0	<b>0</b>	<b>0.0%</b>
Other	0	0	0	<b>0</b>	<b>0.0%</b>
<b>Total</b>	<b>165</b>	<b>380</b>	<b>65</b>	<b>610</b>	<b>100.0%</b>
	<b>27.0%</b>	<b>62.3%</b>	<b>10.7%</b>	<b>100.0%</b>	

Data provided by CPCMS

### Delinquency New Cases by Offense Type, 2017-2023

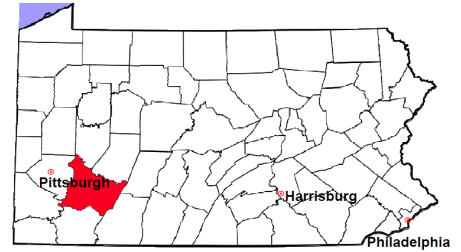


# Westmoreland County

2023 Population estimate: 351,163

Class of County: 3rd

No. of Common Pleas Court Judgeships: 11



---

## 2023 Juvenile Delinquency - Formal Dispositions

---

<b>Begin Pending</b>	<b>166</b>
Adjudicated Delinquent by a Judge	105
Adjudicated Delinquent by a Juvenile Court Hearing Officer	49
Warrant Returned	42
Other	2
<b>Total Adjudicated Delinquent Cases</b>	<b>364</b>
<b>Warrant Issued</b>	<b>54</b>
<b>Court Supervision Terminated:</b>	
Conditions Satisfied	90
Compelling Reasons	13
Reached Age 21	0
Transferred to Another Juvenile Court	1
Other	23
<b>Total Adjudicated Delinquent Cases Terminated</b>	<b>127</b>
<b>End Pending</b>	<b>183</b>

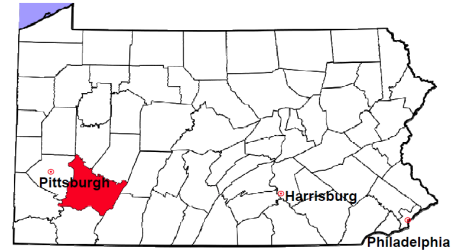
---

(R) - Revised

Data provided by CPCMS

# Westmoreland County

2023 Population estimate: 351,163  
Class of County: 3rd  
No. of Common Pleas Court Judgeships: 11

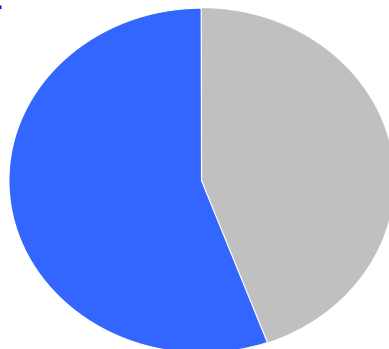


## 2023 Juvenile Delinquency - Informal Dispositions

<b>Pending Consent Decrees</b>	<b>72</b>
<b>Pending Informal Adjustments</b>	<b>4</b>
New Consent Decrees	160
<b>New Informal Adjustments</b>	<b>33</b>
Warrant Returned	0
<b>Other</b>	<b>0</b>
<b>Cases Informally Disposed</b>	<b>269</b>
<b>Warrant Issued</b>	<b>5</b>
<b>Terminated by:</b>	
Consent Decree Completed	125
<b>Informal Adjustment Completed</b>	<b>12</b>
Consent Decree Revoked	12
Informal Adjustment Program Revoked	0
<b>Other</b>	<b>5</b>
<b>Total Informally Disposed Cases Terminated</b>	<b>154</b>
<b>End Pending</b>	<b>110</b>

(R) - Revised  
Data provided by CPCMS

Informal Dispositions: **56%**



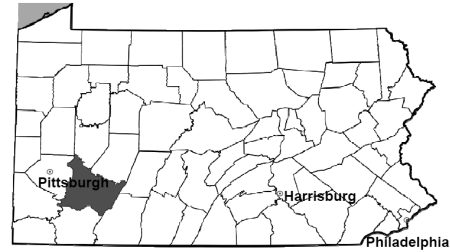
Delinquency Cases are disposed either formally, at a proceeding held before a judge or hearing officer, or informally without a proceeding. Informal dispositions include informal adjustments supervised by a juvenile probation officer; consent decrees agreed upon with the District Attorney after a petition is filed; or other pre-petition process by the juvenile probation department.

# Westmoreland County

2023 Population estimate: 351,163

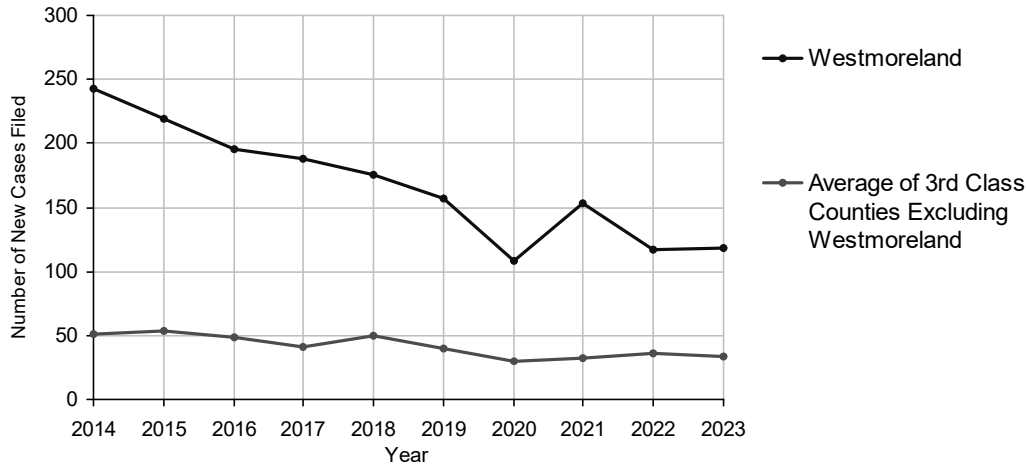
Class of County: 3rd

No. of Common Pleas Court Judgeships: 11



<b>2023 Accounts</b>	<b>No. of Cases</b>	
Cases Pending 1/1/2023	36	
New Cases Filed in 2023	118	
<b>Cases Available for Processing</b>	<b>154</b>	
Processed By:		
Contested before a Judge	0	
Contested before a Non-Judicial Officer	0	
Uncontested	117	100.0%
Other	0	
<b>Cases Processed</b>	<b>117</b>	<b>100.0%</b>
<b>Cases Pending 12/31/2023</b>	<b>37</b>	

Accounts New Cases Filed, 2014-2023

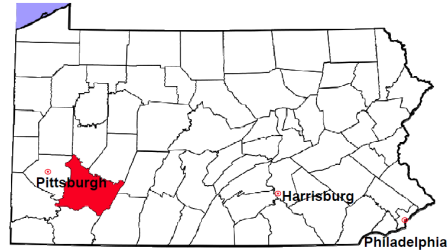


# Westmoreland County

2023 Population estimate: 351,163

Class of County: 3rd

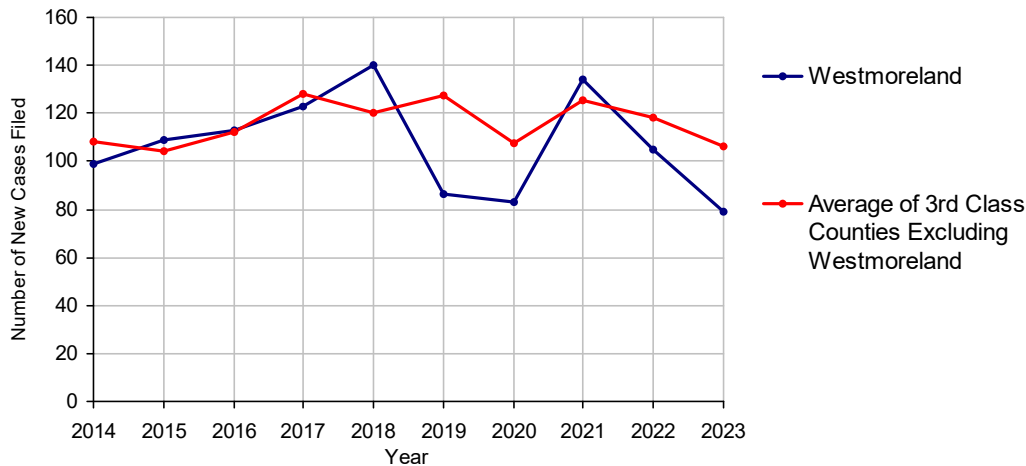
No. of Common Pleas Court Judgeships: 11



<b>2023 Adoptions</b>		<b>No. of Cases</b>	
Cases Pending 1/1/2023		13 <sup>(R)</sup>	
New Cases Filed in 2023		79	
<b>Cases Available for Processing</b>		<b>92</b>	
Processed By:			
Contested before a Judge	Granted	0	
	Denied	0	
Uncontested	Granted	82	100.0%
	Denied	0	
Other		0	
<b>Cases Processed</b>		<b>82</b>	<b>100.0%</b>
<b>Cases Pending 12/31/2023</b>		<b>10</b>	

(R) - Revised

**Adoptions New Cases Filed, 2014-2023**

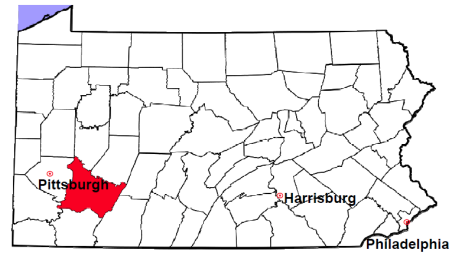


# Westmoreland County

2023 Population estimate: 351,163

Class of County: 3rd

No. of Common Pleas Court Judgeships: 11



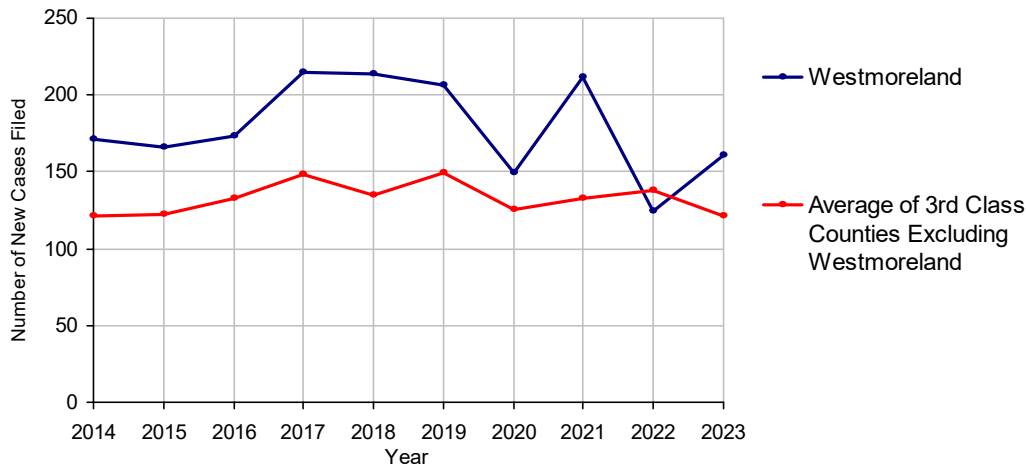
## 2023 Relinquishments/Terminations

**No. of Cases**

Cases Pending 1/1/2023	88 <sup>(R)</sup>
New Cases Filed in 2023	161
<b>Cases Available for Processing</b>	<b>249</b>
Processed By:	
Contested before a Judge	34 24.1%
Uncontested	98 69.5%
Other	9 6.4%
<b>Cases Processed</b>	<b>141 100.0%</b>
<b>Cases Pending 12/31/2023</b>	<b>108</b>

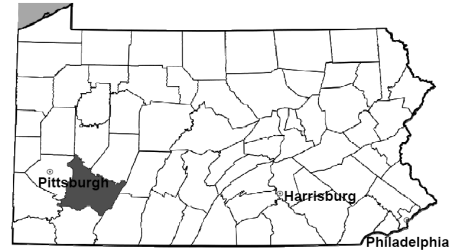
(R) - Revised

Relinquishments/Terminations New Cases Filed, 2014-2023

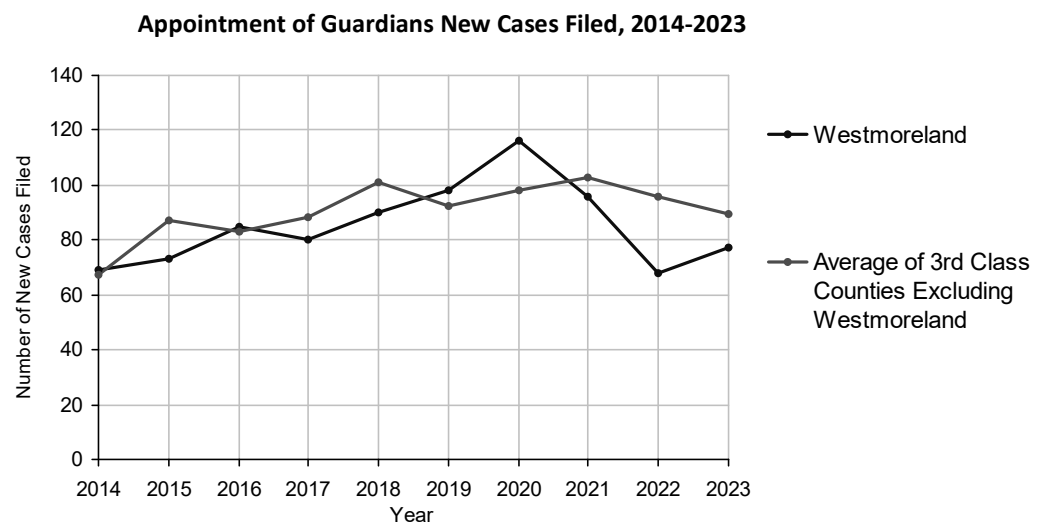


# Westmoreland County

2023 Population estimate: 351,163  
 Class of County: 3rd  
 No. of Common Pleas Court Judgeships: 11

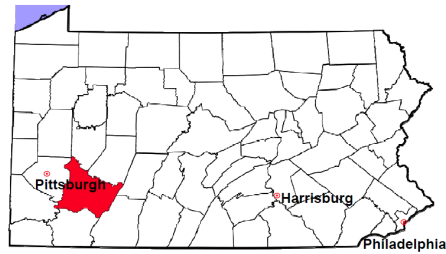


<b>2023 Appointment of Guardians</b>	<b>No. of Cases</b>	
Cases Pending 1/1/2023	19	
New Cases Filed in 2023	77	
<b>Cases Available for Processing</b>	<b>96</b>	
Processed By:		
Contested before a Judge	0	
Uncontested	70	89.7%
Other	8	10.3%
<b>Cases Processed</b>	<b>78</b>	<b>100.0%</b>
<b>Cases Pending 12/31/2023</b>	<b>18</b>	



# Westmoreland County

2023 Population estimate: 351,163  
 Class of County: 3rd  
 No. of Common Pleas Court Judgeships: 11



## 2023 Jury Yield and Utilization

### Jury Yield

Qualification Questionnaires/Summonses Mailed:	21,278	A		
Returned Undeliverable:	1,072	B	5.0%	Of Qualification Questionnaires/ Summonses Mailed
Not Responded to:	464	C	2.2%	
the Number of Prospective Jurors:				
Disqualified:	4,693	D	22.1%	
Exempted:	340	E	1.6%	
Excused:	3,205	F	15.1%	
Deferred to New Term:	1,930	G	9.1%	
Deferred from Previous Term:	2,212	H	10.4%	
<b>Total Number of Qualified Jurors Available for Service:</b>	<b>11,786</b>	<b>I</b>	<b>55.4%</b>	

$I = A - B - C - D - E - F - G + H$

### Jury Utilization

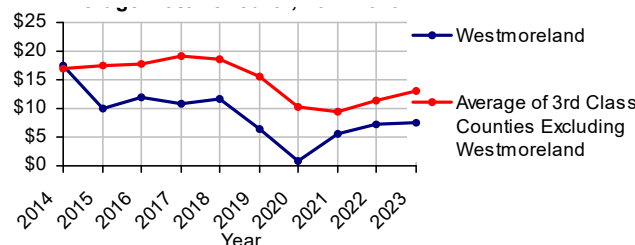
the Number of Jurors:			
Reporting for Service:	3,952	33.5%	Of Jurors Qualified and Available
Told Not to Report for Service:	7,754	65.8%	
Sent to Courtroom for Jury Selection (Voir Dire):	2,261	57.2%	Of Jurors Reporting for Service
Impaneled or Sworn (jurors/alternates):	573	14.5%	
Removed for Cause/Hardship:	624		
Removed by Peremptory Challenge:	360		
Number of Jury Trials Started:	41		
Pool Days:	34		
Zero Panel Days:	5	14.7%	(Of Pool Days)

### Jury Costs

Total Annual Budget for Juror Operations:	\$159,138.00	J
Average Cost Per Juror:	\$7.48	K

$K = J/A$

Average Cost Per Juror, 2014-2023



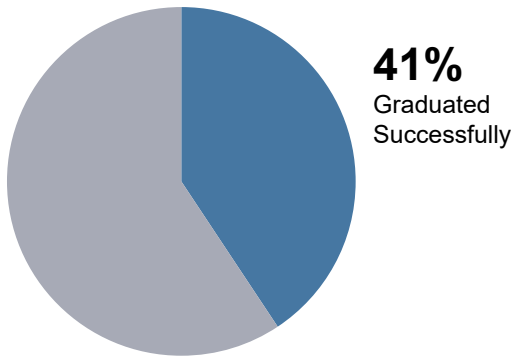


# Westmoreland County


## 2023 Problem Solving Courts

**59 Discharges**

Of All Court Participants Discharged:



**45 Admissions**

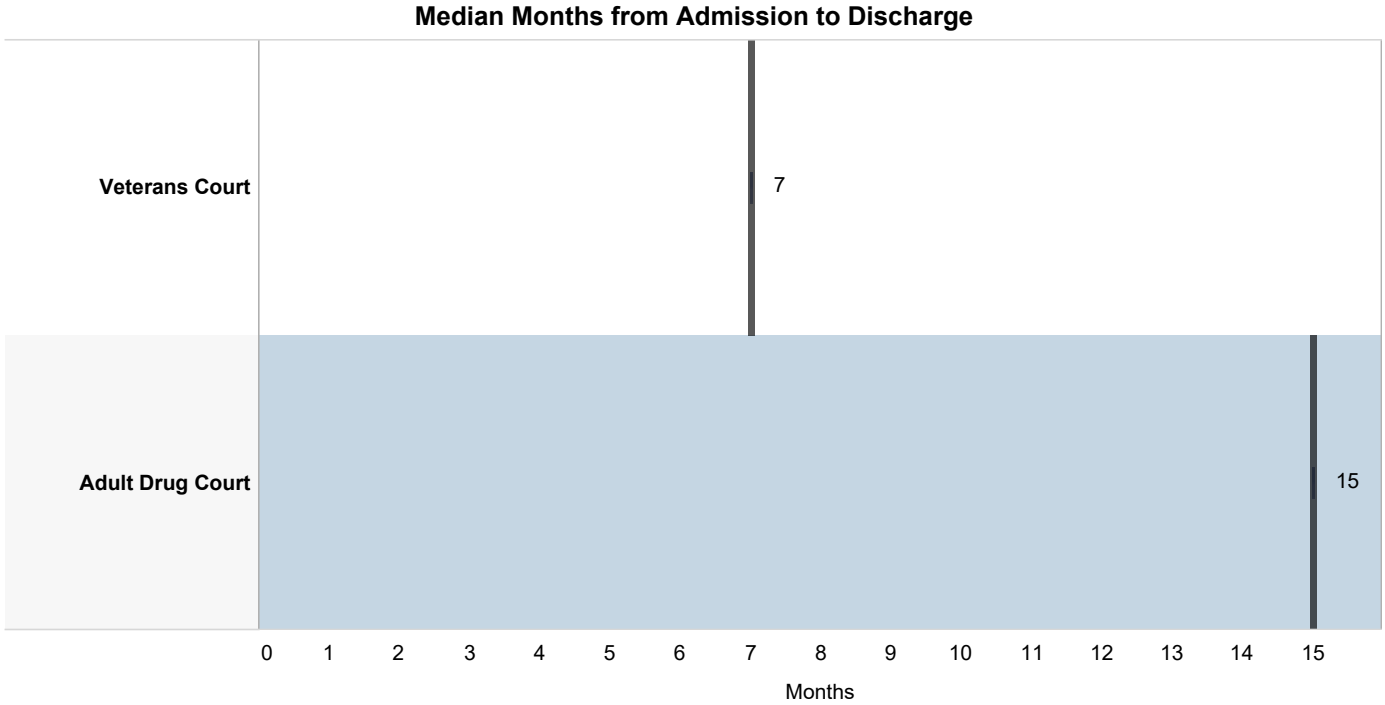


### Discharge Reason

	Successfully Completed	Unsuccessful/New Offense	Unsuccessful /Non-Compliant	Voluntarily Withdrew	Unsuccessful /Absconded	Other	Total Discharges
<b>Adult Drug Court</b>	10 (24.4%)	1 (2.4%)	5 (12.2%)	8 (19.5%)	6 (14.6%)	11 (26.8%)	<b>41 (100.0%)</b>
<b>Veterans Court</b>	14 (77.8%)		3 (16.7%)			1 (5.6%)	<b>18 (100.0%)</b>

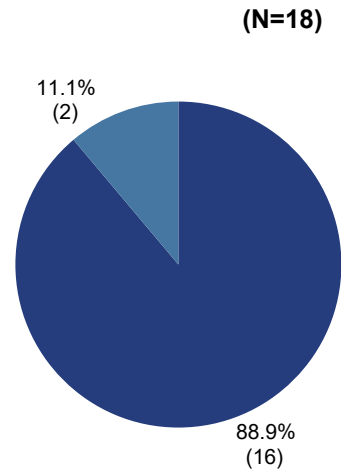

# Westmoreland County

## 2023 Problem Solving Courts



Among successful graduates, there was a 50% increase in employment.

89% of the employed successful graduates were employed full time:



10% (6) of all participants have improved in **education level** at discharge.

■ Employed Full Time  
■ Employed Part Time



DEPARTMENT OF RESEARCH & STATISTICS

KIM NIEVES, PH.D.

DIRECTOR

ANDREW GINDER, MPA

ASSISTANT DIRECTOR

YAN LIU, M.S.

SENIOR STATISTICAL ANALYST

SASANKA ADIKARI, PH.D

DATA SCIENTIST

AMANDA PEREIRA

RESEARCH ASSISTANT