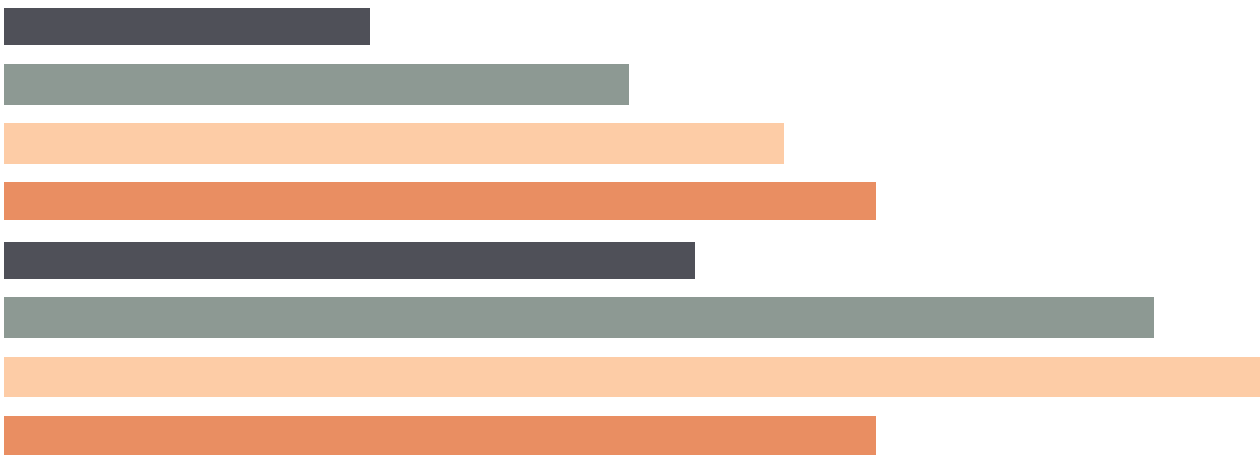
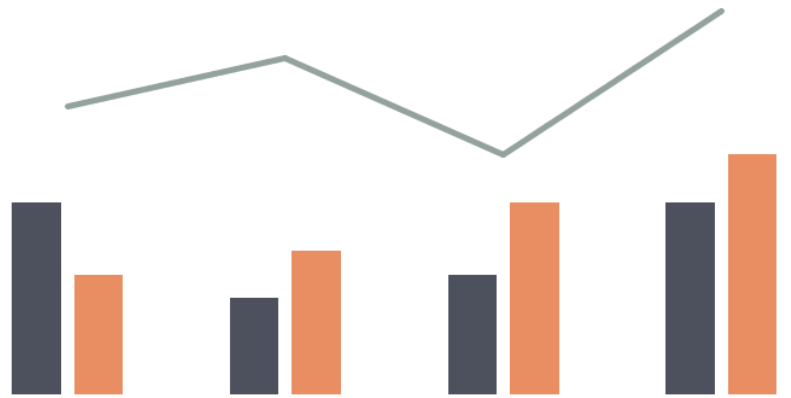
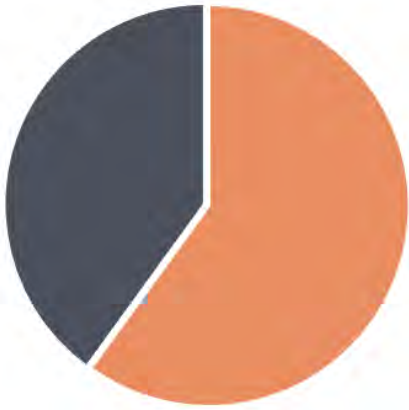


# 2023

## Caseload Statistics of the Unified Judicial System of Pennsylvania



Department of Research & Statistics

Kim E. Nieves, Ph.D.  
Director

Andrew Ginder, MPA  
Assistant Director

Yan Liu, M.S.  
Senior Statistical Analyst

Sasanka Adikari, Ph.D.  
Data Scientist

Amanda Pereira  
Research Assistant

Please visit the AOPC website for data updates, data corrections, and data from prior years.

[www.pacourts.us](http://www.pacourts.us)

---

---

**Appellate Courts**

Supreme Court .....	2
Supreme Court Glossary .....	4
Superior Court .....	5
Commonwealth Court.....	6

County Classifications & Judgeships.....	8
--	---

**Common Pleas Courts**Criminal Caseload (CPCMS)

Criminal State Totals .....	10
Available for Processing .....	11
New Cases by Offense Type .....	13
Processed .....	15
Age of Pending Cases .....	19
Criminal Glossary.....	21

Civil Caseload - Civil Action & Civil Other

Civil State Totals .....	24
Filings.....	26
Docketed Cases by Case Type .....	28
Processed .....	32
Age of Pending Civil Actions.....	36
Civil Glossary .....	40

Domestic Relations Section

PFA State Totals.....	46
Filings.....	47
Processed .....	49
PFA Glossary.....	53

Support & Paternity State Totals .....	54
PACSES Note .....	55
Spousal & Child Support.....	56
Support Glossary .....	58

Paternity Acknowledgements Filed.....	59
Paternity Established/Pending.....	61
Paternity Glossary.....	63

Custody & Divorce State Totals .....	64
--------------------------------------	----

Custody/Partial Custody/Visitation.....	65
Custody Glossary.....	67

Divorce .....	68
Divorce Glossary.....	70

## Juvenile Delinquency (CPCMS)

Delinquency State Totals .....	71
--------------------------------	----

## Cases Pending Disposition

Available for Disposition .....	73
New Cases by Offense Type .....	77
Disposed .....	79

## Formal Dispositions

Adjudicated Delinquent Cases.....	83
Court Supervision Terminated .....	85

## Informal Dispositions

Informally Disposed Cases .....	87
Informally Disposed Cases Terminated.....	91

Delinquency Glossary .....	95
----------------------------	----

## Juvenile Dependency (CPCMS)

Dependency State Totals .....	99
-------------------------------	----

## Pending Adjudication

Abuse/Neglect Available for Processing .....	100
Processed .....	102

## Status Offenses

Available for Processing .....	104
Processed .....	106

## Adjudicated Dependent

Abuse/Neglect Available for Processing .....	108
Court Supervision Terminated .....	110

## Status Offenses

Available for Processing .....	112
Court Supervision Terminated .....	114

Dependency Glossary.....	116
--------------------------	-----

---

---

Orphans' Court Caseload

Orphans' Court State Totals ..... 120

Accounts ..... 121

Accounts Glossary ..... 123

Adoptions ..... 124

Adoptions Glossary ..... 126

Relinquishments/Terminations ..... 127

Relinquishments Glossary ..... 129

Appointment of Guardians ..... 130

Guardianship Glossary ..... 132

Jury

Jury State Totals ..... 134

Jury Yield ..... 135

Jury Utilization ..... 139

Jury Costs ..... 140

Jury Glossary ..... 143

**Limited Jurisdiction Courts**

Magisterial District Judge

Criminal

State Totals ..... 146

Available for Processing ..... 147

New Criminal Cases by Offense Type ..... 149

Processed and Inactive ..... 153

Age of Pending Cases ..... 157

Private Summary Complaints

State Totals ..... 159

Available for Processing ..... 160

Processed and Inactive ..... 162

Age of Pending Cases ..... 166

Private Criminal Complaints

State Totals ..... 168

Available for Processing ..... 169

Processed and Inactive ..... 171

Age of Pending Cases ..... 175

Traffic

State Totals ..... 177

Available for Processing ..... 178

Processed and Inactive ..... 180

Age of Pending Cases ..... 184

Non-Traffic

State Totals ..... 186

Available for Processing ..... 187

Processed and Inactive ..... 189

Age of Pending Cases ..... 193

Arrest Warrants

State Totals ..... 195

Criminal

Pre-Dispositional ..... 196

Post-Dispositional ..... 198

Private Summary Complaints

Pre-Dispositional ..... 200

Post-Dispositional ..... 202

Private Criminal Complaints

Pre-Dispositional ..... 204

Post-Dispositional ..... 206

Traffic

Pre-Dispositional ..... 208

Post-Dispositional ..... 210

Non-Traffic

Pre-Dispositional ..... 212

Post-Dispositional ..... 214

Civil

State Totals ..... 216

Available for Processing ..... 217

Processed and Inactive ..... 219

Age of Pending Cases ..... 223

Landlord/Tenant

State Totals ..... 225

Available for Processing ..... 226

Processed and Inactive ..... 228

Age of Pending Cases ..... 232

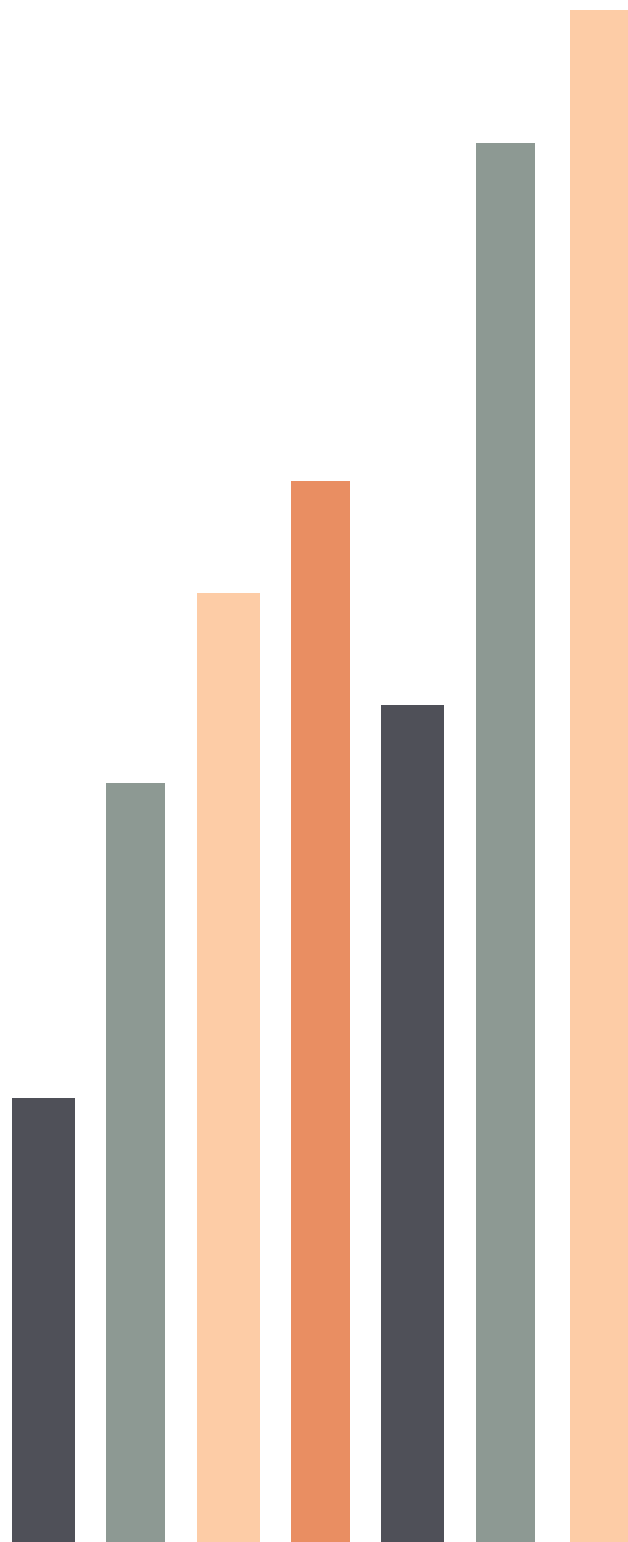
Emergency Protection From Abuse ..... 234

Magisterial District Judge Glossary ..... 236

Philadelphia Municipal Court ..... 239

Philadelphia Municipal Court -  
Traffic Division ..... 240

# The Appellate Courts



---

---

# Supreme Court of Pennsylvania

## Appeals, Allocaturs and Petitions

Number Filed and Pending: January 1, 2023 through December 31, 2023

---

---

### Appeal Docket

Direct Appeals	
Capital Cases	8
Number from Commonwealth Court	67
Number from Common Pleas Court	5
Number Transferred from Commonwealth and Superior Courts	1
<b>Total Direct</b>	<b>81</b>
Certification Granted	2
Appeals by Granted Allocatur	109
Appeals by Granted Fast Track Allocatur	3
Appeals by Granted Miscellaneous	0
<b>Total All Appeals</b>	<b>195</b>
Appeals Pending as of 12/31/23 (includes prior years)	227

### Allocatur Docket

Petitions for Allowance of Appeal	1,426
Petitions Pending as of 12/31/23 (includes prior years)	707

### Miscellaneous Docket

Petitions for Review	152
Original Jurisdiction (Mandamus, Habeas, Prohibition, Quo Warranto)	127
Petitions for King's Bench Review or Extraordinary Relief	48
Petitions for Certification of Questions of Law	2
Bd.Law Examiners	0
<b>Total All Miscellaneous</b>	<b>329</b>
Miscellaneous Pending as of 12/31/23 (includes prior years)	119

### Ancillary Filings

Capital	56
Appeal	472
Allocatur	1,018
Miscellaneous	479
Disciplinary Docket No. 3	54
<b>Total All Ancillaries</b>	<b>2,079</b>
Ancillary Pending as of 12/31/23 (includes prior years)	210

# Supreme Court of Pennsylvania

## Appeals, Allocaturs and Petitions

Adjudications: January 1, 2023 through December 31, 2023

	Per Curiam	Full Opinion	Summary	Single Justice	Discontinued/ Withdrawn	Total
<b>Capital Docket</b>	<b>2</b>	<b>3</b>	<b>0</b>	<b>0</b>	<b>0</b>	<b>5</b>
<b>Appeal Docket (Excluding Capital)</b>	<b>56</b>	<b>83</b>	<b>0</b>	<b>3</b>	<b>6</b>	<b>148</b>
<b>Direct Appeals:</b>						
From Commonwealth Court	40	31	0	3	5	79
From The Court of Common Pleas	3	0	0	0	0	3
Transfers from Superior & Comm. Courts	1	0	0	0	0	1
<b>Other Types of Appeals:</b>						
Where Certification was Granted Appeals	0	1	0	0	0	1
from Allocatur Grants	12	47	0	0	1	60
Appeals from F.T. Alloc. Grants	0	4	0	0	0	4
Appeals from Miscellaneous Grants	0	0	0	0	0	0
Plenary Jurisdiction Assumed	0	0	0	0	0	0
<b>Allocatur Docket</b>	<b>1,267</b>	<b>0</b>	<b>28</b>	<b>0</b>	<b>20</b>	<b>1,315</b>
<b>Miscellaneous Docket</b>	<b>272</b>	<b>1</b>	<b>0</b>	<b>5</b>	<b>4</b>	<b>282</b>
Petitions for Review	127	0	0	5	2	134
Original Jurisdiction	108	0	0	0	2	110
King's Bench Matters	35	1	0	0	0	36
Certification-Questions of Law	2	0	0	0	0	2
Bd. Of Law Examiners	0	0	0	0	0	0

Note: \*\* Number of cases by disposition type. Regarding opinions, the number reflects the total number of cases disposed of by opinion, it is not a reflection of the total number of individual decisions published as some cases are consolidated.

### Disciplinary Matters (DD3 - Disciplinary Docket 3)

Per Curiam	91	Attorney Reinstatement Docket	81
Full Opinion	1	<b>Total Disciplinary</b>	<b>173</b>
Other - Administrative Closures	0		
<b>Total</b>	<b>92</b>		

### Disciplinary Matters by Type:

Disbarments	14
Disbarments on Consent	11
Reinstatements on DD3 Docket	4
Suspensions	39
Inactive	2
Order Denying PPA	0
Order Granting, Rule 213	2
Order	1
Temporary Suspension	12
Referred to Disciplinary Board	0
Probation	0
Orders Denying Joint Petition	1
Administrative Closures	0
Reinstatements Denied DD3	5
Discharged	1

### Ancillary Filings

Disposed by Docket Type:

Capital	56
Appeal	406
Allocatur	941
Miscellaneous	396
DD3	45
<b>Total</b>	<b>1,844</b>

---

---

## **SUPREME COURT**

<b>Allocatur Docket</b>	The docket for petitions seeking discretionary review of decisions by the intermediate appellate courts (i.e. the Commonwealth Court in its appellate capacity or Superior Court).
<b>Ancillary Petition</b>	A petition filed on an open docket seeking relief apart from the requested relief on the merits (e.g., a petition for an extension of time to file a response).
<b>Capital Case</b>	A case wherein a capital sentence has been imposed by a court of common pleas.
<b>Direct Appeal</b>	An appeal directly to the Supreme Court from the trial court that is authorized by the constitution or statute.
<b>Disciplinary Matter</b>	A matter that involves attorney disciplinary cases as prosecuted by the Office of Disciplinary Counsel.
<b>King's Bench Review</b>	A discretionary review undertaken by the Supreme Court of a matter pending in a lower tribunal. Such review can be by way of petition or by the Court's own initiative.
<b>Opinion</b>	The Court's disposition of a case containing a written explanation of its rationale.
<b>Petition for Allowance of Appeal (PAA)</b>	An appeal which seeks to invoke the Court's discretionary jurisdiction to appeal.
<b>Per Curiam</b>	Translate as "By the Court" and refers to an action of the whole court as opposed to an opinion or order by an individual Justice or Justices.
<b>Petition for Review</b>	Petitions filed seeking review of a government agency or lower court. They are filed under Rule 123 or under Chapter 15 of the Pennsylvania Rules of Appellate Procedure.
<b>Rule 213 Order</b>	Refers to the Rule of Disciplinary Enforcement 213 governing the Supreme Court's enforcement of a subpoena in a disciplinary proceeding.
<b>Single Justice</b>	One justice, typically the Chief Justice, enters an order or will direct that an order be issued for certain types of cases such as changes of venue.
<b>Summary Disposition</b>	The Court's disposition of a case without seeking brief or argument; occurs when the right of the applicant is clear and the Court's decision needs little or no explanation.
<b>Supreme Court Original Jurisdiction</b>	The limited jurisdiction described in the Judicial Code at 42 Pa.C.S. § 721, which includes habeas corpus, action in mandamus and prohibition directed to courts of inferior jurisdiction, and actions in quo warranto.



---



---

## 2023 Superior Court of Pennsylvania

---



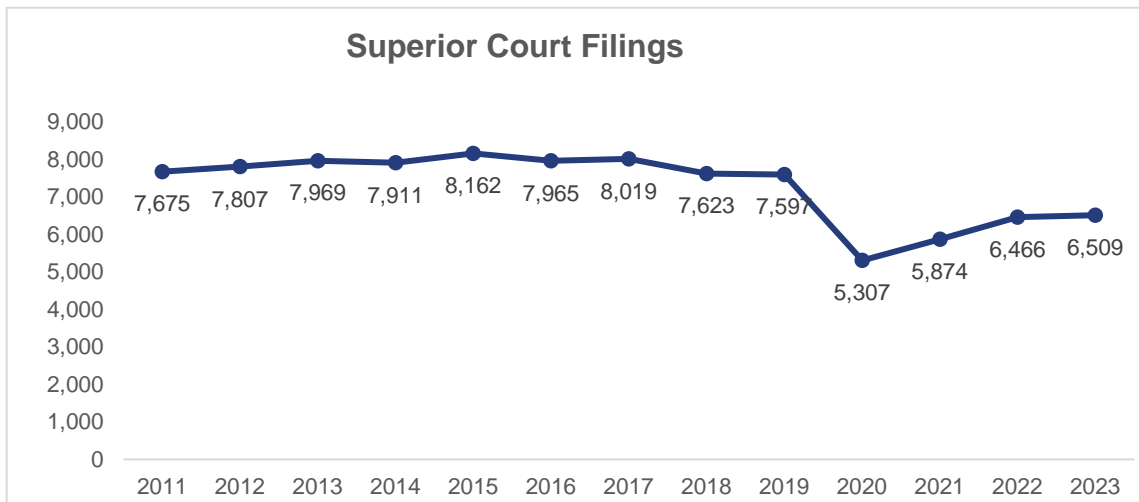
---

### Appeals Pending, Filed & Concluded

	<u>Total</u>	<u>Civil</u>	<u>Criminal</u>
Appeals Pending 1/1/23	4,483	1,394	3,089
New Appeals Filed in 2023	6,509	2,790	3,719
Appeals Concluded in 2023	6,415	2,618	3,797
By Filed Decision	4,215	1,389	2,826
By Order or Discontinuance	2,200	1,229	971
Appeals Pending 12/31/23	4,577	1,566	3,011

### Opinions Filed

Published Opinions 2023	282	133	149
Non-Published Opinions 2023	2,993	866	2,127
Total	3,275	999	2,276



# 2023 Commonwealth Court of Pennsylvania

**CASES PENDING 1/1/23** **5,534**

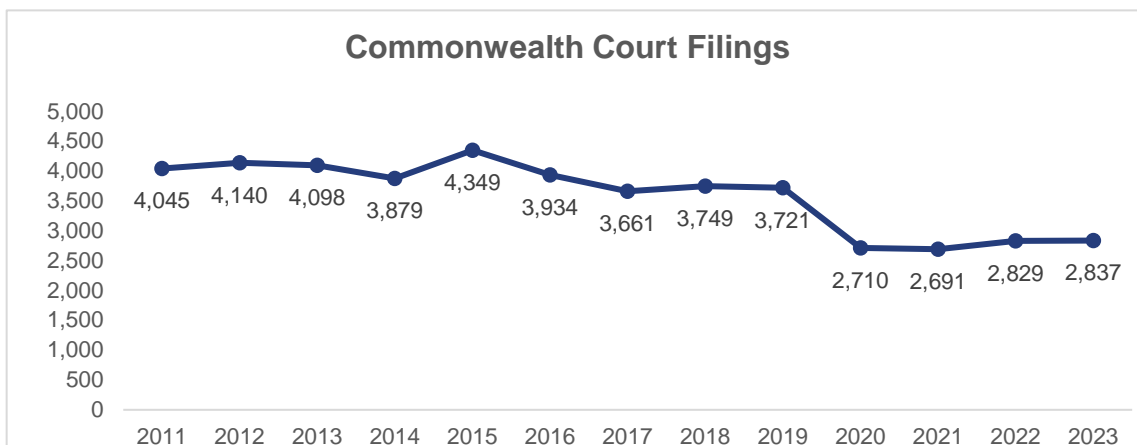
**CASES FILED IN 2023** **2,837 \***

Original Jurisdiction	588
Appeals from Common Pleas Court	749
Appeals from Administrative Agencies	887
Appeals under Fiscal Code	582
Discretionary Appeals	20
Combined Original/Appellate Matters	6
Miscellaneous	0
Insurance Insolvency Actions	5

**CASES DISPOSED IN 2023** **2,677**

Majority Opinions	872
Consolidated Cases	12
Stipulation for Judgment	374
Withdrawn/Dismissed/Remanded	1,135
Transferred	51
Other	11
Single Judge Dispositive Orders/Opinions	222

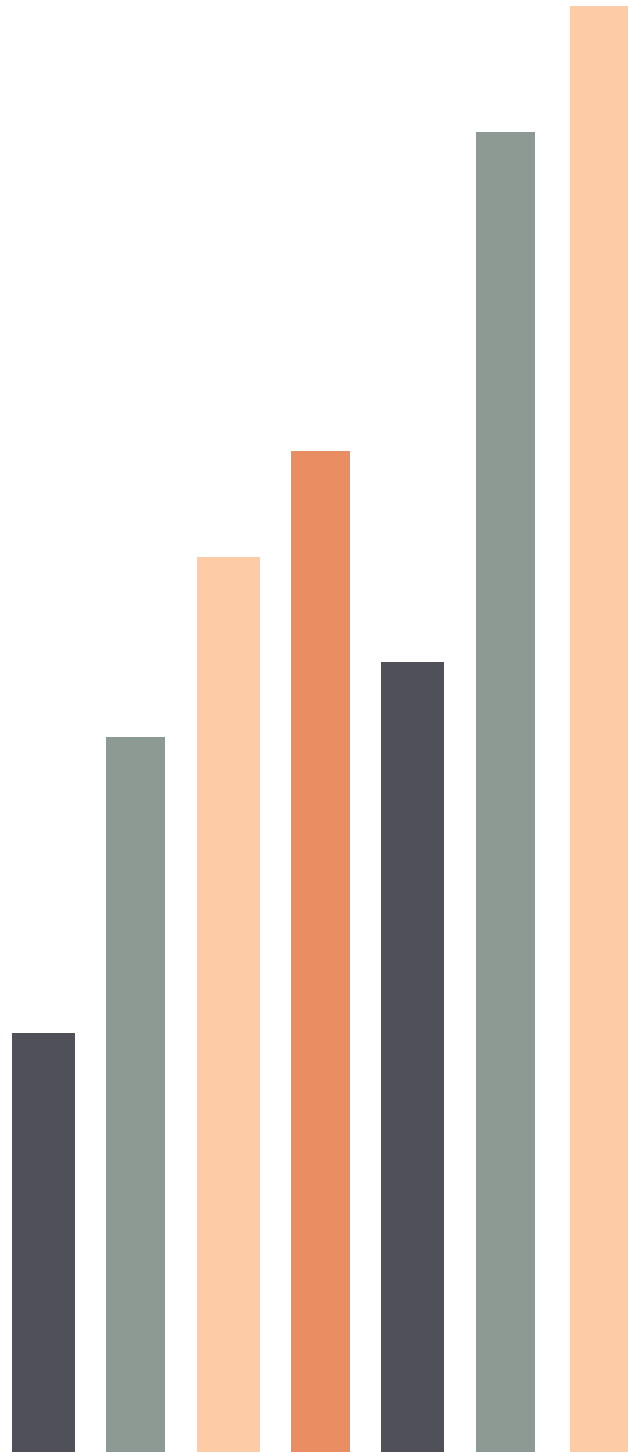
**CASES PENDING 12/31/23** **5,694**



(R) - Revised

\* Certain miscellaneous and dual jurisdiction cases are excluded.

# County Classifications & Judgeships



## COUNTY CLASS, COUNTY POPULATION, TRIAL COURT & MAGISTERIAL DISTRICT JUDGE COMPLEMENTS

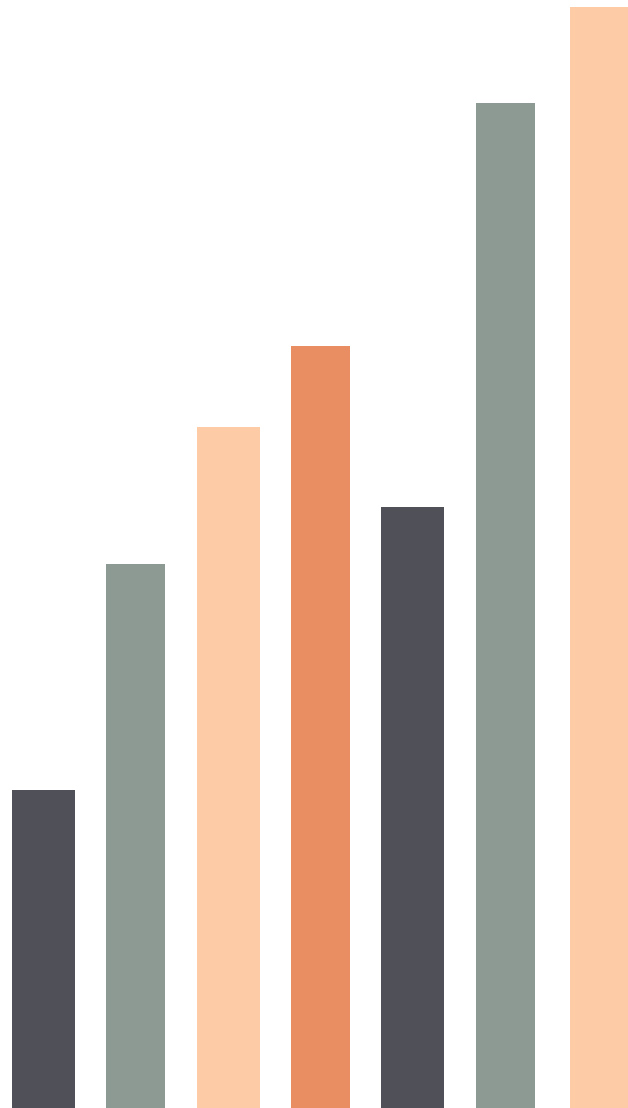
County	County Class	2020 Population (a)	Authorized Trial Court Judgeships (b)	Authorized Limited Jurisdiction Positions (b)	County	County Class	2020 Population (a)	Authorized Trial Court Judgeships (b)	Authorized Limited Jurisdiction Positions (b)
Adams	5	103,852	4	4	Lackawanna	3	215,896	9	10
Allegheny	2	1,250,578	43	46	Lancaster	2A	552,984	15	19
Armstrong	6	65,558	2	4	Lawrence	5	86,070	4	4
Beaver	4	168,215	7	8	Lebanon	5	143,257	4	6
Bedford	6	47,577	2	4	Lehigh	3	374,557	10	13
Berks	3	428,849	13	17	Luzerne	3	325,594	10	16
Blair	5	122,822	5	6	Lycoming	5	114,188	5	6
Bradford	6	59,967	2	4	McKean	6	40,432	2	4
Bucks	2A	646,538	15	18	Mercer	5	110,652	4	5
Butler	4	193,763	6	7	Mifflin	6	46,143	2	3
Cambria	4	133,472	5	8	Monroe	4	168,327	7	9
Cameron	8	4,547	1	3	Montgomery	2A	856,553	24	30
Carbon	6	64,749	3	4	Montour	8	18,136	See Columbia	
Centre	4	158,172	4	6	Northampton	3	312,951	9	14
Chester	3	534,413	15	16	Northumberland	5	91,647	3	4
Clarion	6	37,450	1	4	Perry	6	45,842	See Juniata	
Clearfield	6	80,562	2	4	Philadelphia	1	1,603,797	93	0
Clinton	6	37,450	2	3	Pike	6	58,535	2	4
Columbia	6	64,727	3	5	Potter	8	16,396	1	3
Crawford	6	83,938	3	4	Schuylkill	4	143,049	6	7
Cumberland	3	259,469	7	10	Snyder	7	39,736	2	4
Dauphin	3	286,401	10	15	Somerset	6	74,129	3	5
Delaware	2A	576,830	21	30	Sullivan	8	5,840	1	3
Elk	6	30,990	See Cameron		Susquehanna	6	38,434	1	3
Erie	3	270,876	9	13	Tioga	6	41,045	1	3
Fayette	4	128,804	5	7	Union	7	42,681	See Snyder	
Forest	8	6,973	2	4	Venango	6	50,454	2	3
Franklin	4	155,932	5	10	Warren	6	38,587	See Forest	
Fulton	8	14,556	See Franklin		Washington	4	209,349	7	11
Greene	6	35,954	2	3	Wayne	6	51,155	2	3
Huntingdon	6	44,092	2	3	Westmoreland	3	354,663	11	16
Indiana	6	83,246	3	4	Wyoming	7	26,069	See Sullivan	
Jefferson	6	44,492	1	3	York	3	456,438	15	19
Juniata	7	23,509	2	5	<b>Total</b>		<b>13,002,700</b>	<b>462</b>	<b>509</b>

(a) Source: U.S. Census Bureau.

(b) Authorized Trial Court Judgeships and Magisterial District Judge positions as of December 2023

Common  
Pleas Case  
Management  
System  
(CPCMS)

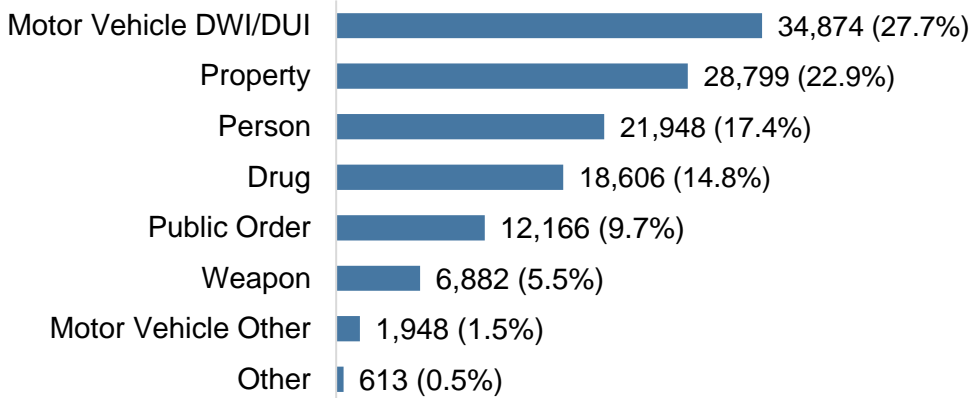
Criminal  
Caseload



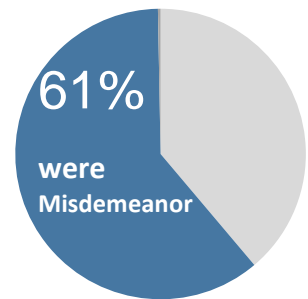
# 2023 Common Pleas State Totals Criminal Caseload

<b>Cases Pending 1/1/23</b>	<b>80,345</b> <sup>(R)</sup>	<b><u>Age of Pending Cases</u></b>
New Cases Filed	125,836	<b>0-60 Days</b> 18,924 23.8%
Refiled/Reopened Cases	13,072	<b>61-120 Days</b> 15,920 20.0%
		<b>121-180 Days</b> 11,102 14.0%
<b>Cases Available for Processing</b>	<b>219,253</b>	<b>181-240 Days</b> 7,629 9.6%
		<b>241-300 Days</b> 6,101 7.7%
<b>Cases Processed</b>	<b>139,813</b>	<b>301-360 Days</b> 4,207 5.3%
		<b>Over 360 Days</b> 15,557 19.6%
<b>Cases Pending 12/31/23</b>	<b>79,440</b>	
		<b>Total 79,440</b>
Cases Awaiting Sentence	5,600	

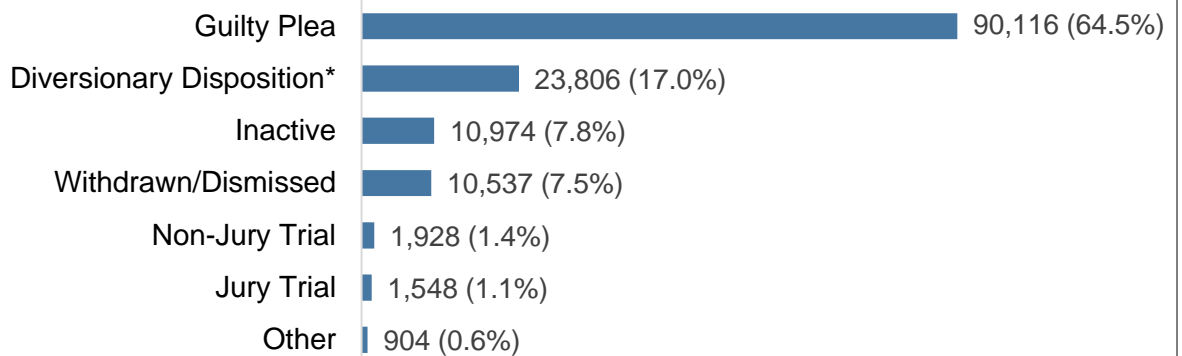
**New Cases Filed By Offense Type:**



**Of all new cases filed:**



**Processed By:**



\* Includes other diversionary programs such as Veterans Court.

(R) - Revised

Common Pleas Criminal - 2023 Available for Processing

	Begin Pending	New Cases Filed	Refiled/ Reopened Cases	Cases Available for Processing	Cases Processed	End Pending	Cases Awaiting Sentence
<b><u>1st Class County</u></b>							
Philadelphia	9,780	8,850	552	19,182	10,627	8,555	646
<b><u>2nd Class County</u></b>							
Allegheny	5,558	9,488	1,467	16,513	10,379	6,134	162
<b><u>2A Class Counties</u></b>							
Bucks	2,685	5,825	1,111	9,621	7,281	2,340	217
Delaware	3,393	5,874	670	9,937	6,401	3,536	123
Lancaster	2,645	4,525	346	7,516	4,421	3,095	38
Montgomery	5,772	7,192	1,258	14,222	9,857	4,365	193
<b><u>3rd Class Counties</u></b>							
Berks	2,426	4,285	390	7,101	4,612	2,489	43
Chester	2,237	3,868	304	6,409	4,210	2,199	44
Cumberland	1,553	2,793	226	4,572	2,859	1,713	195
Dauphin	5,827	4,929	498	11,254	5,794	5,460	62
Erie	1,731	3,102	211	5,044	3,017	2,027	82
Lackawanna	1,103	2,032	149	3,284	2,272	1,012	482
Lehigh	1,137	3,558	253	4,948	3,696	1,252	85
Luzerne	2,058	3,502	527	6,087	3,877	2,210	274
Northampton	1,972	3,221	405	5,598	3,462	2,136	28
Westmoreland	2,962	4,270	365	7,597	4,597	3,000	131
York	3,039	5,766	654	9,459	5,809	3,650	101
<b><u>4th Class Counties</u></b>							
Beaver	865	1,916	188	2,969	2,139	830	18
Butler	965	1,589	198	2,752	1,741	1,011	91
Cambria	691	1,403	113	2,207	1,418	789	41
Centre	547	1,489	161	2,197	1,631	566	34
Fayette	1,160	2,492	262	3,914	2,458	1,456	16
Franklin	668	1,608	83	2,359	1,689	670	66
Monroe	1,618	2,255	240	4,113	2,670	1,443	297
Schuylkill	1,055	1,605	164	2,824	1,823	1,001	15
Washington	950	2,140	137	3,227	2,131	1,096	7
<b><u>5th Class Counties</u></b>							
Adams	443	1,389	83	1,915	1,470	445	63
Blair	1,318	2,303	190	3,811	2,373	1,438	97
Lawrence	481	857	65	1,403	940	463	85
Lebanon	920	1,533	127	2,580	1,650	930	170
Lycoming	927	1,631	50	2,608	1,571	1,037	111
Mercer	563	1,247	86	1,896	1,380	516	106
Northumberland	1,201	1,022	244	2,467	1,344	1,123	117

Common Pleas Criminal - 2023 Available for Processing

	Begin Pending	New Cases Filed	Refiled/ Reopened Cases	Cases Available for Processing	Cases Processed	End Pending	Cases Awaiting Sentence
<b><u>6th Class Counties</u></b>							
Armstrong	761	834	118	1,713	1,054	659	146
Bedford	312	530	25	867	685	182	42
Bradford	252	606	32	890	663	227	74
Carbon	798	975	157	1,930	1,126	804	67
Clarion	221	520	17	758	582	176	53
Clearfield	668	989	64	1,721	1,078	643	94
Clinton	150	483	21	654	459	195	25
Columbia	1,185	770	85	2,040	932	1,108	36
Crawford	499	1,075	58	1,632	1,083	549	119
Elk	213	395	37	645	427	218	1
Greene	212	310	25	547	353	194	2
Huntingdon	269	490	32	791	554	237	19
Indiana	473	695	75	1,243	886	357	63
Jefferson	233	569	59	861	643	218	19
McKean	199	577	27	803	617	186	68
Mifflin	161	590	8	759	548	211	3
Perry	346	609	28	983	667	316	75
Pike	320	609	61	990	634	356	71
Somerset	651	795	112	1,558	975	583	133
Susquehanna	270	287	28	585	368	217	12
Tioga	197	369	16	582	366	216	21
Venango	257	596	29	882	640	242	46
Warren	146	288	17	451	316	135	19
Wayne	132	368	19	519	362	157	19
<b><u>7th Class Counties</u></b>							
Juniata	129	229	20	378	261	117	8
Snyder	207	318	20	545	378	167	14
Union	193	337	30	560	377	183	37
Wyoming	193	249	33	475	389	86	12
<b><u>8th Class Counties</u></b>							
Cameron	25	40	3	68	60	8	0
Forest	36	63	2	101	70	31	13
Fulton	89	225	7	321	206	115	3
Montour	132	169	16	317	132	185	8
Potter	142	231	13	386	237	149	25
Sullivan	24	87	1	112	86	26	13



Common Pleas Criminal - 2023 New Cases by Offense Type

	Motor Vehicle DWI/DUI	Property	Drug	Person	Public Order	Weapon	Motor Vehicle Other	Other	Total	% of Total		
										Felony	Misdemeanor	Summary/ Ungraded
<b><u>1st Class County</u></b>												
Philadelphia*	46	1,748	1,827	2,676	269	2,206	28	50	8,850	96.7	3.2	0.1
<b><u>2nd Class County</u></b>												
Allegheny	2,763	1,804	1,170	1,811	864	868	140	68	9,488	42.4	57.1	0.6
<b><u>2A Class Counties</u></b>												
Bucks	1,637	1,833	941	717	502	129	60	6	5,825	27.1	72.6	0.2
Delaware	1,303	1,662	812	1,013	578	425	66	15	5,874	37.3	62.0	0.7
Lancaster	1,343	1,131	547	825	398	153	116	12	4,525	41.4	58.5	0.1
Montgomery	1,852	2,587	901	988	524	262	67	11	7,192	37.1	62.9	0.1
<b><u>3rd Class Counties</u></b>												
Berks	938	1,286	571	719	525	178	61	7	4,285	32.2	67.7	<0.1
Chester	1,635	803	321	619	325	117	41	7	3,868	33.4	66.5	0.2
Cumberland	1,036	616	230	495	282	60	51	23	2,793	34.7	65.2	0.1
Dauphin	1,379	995	623	1,000	513	245	93	81	4,929	42.0	57.9	0.1
Erie	1,005	815	274	580	266	96	51	15	3,102	40.8	59.1	<0.1
Lackawanna	406	392	345	444	280	125	20	20	2,032	46.2	53.2	0.6
Lehigh	1,285	695	670	372	330	133	66	7	3,558	28.9	71.1	--
Luzerne	1,071	700	571	472	485	147	50	6	3,502	26.0	73.6	0.4
Northampton	877	643	575	604	363	98	54	7	3,221	23.9	76.0	0.1
Westmoreland	1,069	1,031	814	710	458	110	72	6	4,270	33.6	65.8	0.6
York	1,800	1,245	902	837	537	238	177	30	5,766	32.6	67.1	0.3
<b><u>4th Class Counties</u></b>												
Beaver	629	413	150	357	245	62	45	15	1,916	33.9	66.0	0.1
Butler	539	405	177	238	150	54	21	5	1,589	34.3	65.7	--
Cambria	363	342	178	270	173	44	22	11	1,403	44.8	54.8	0.4
Centre	416	397	311	186	138	22	18	1	1,489	25.3	74.5	0.2
Fayette	573	604	573	335	275	84	45	3	2,492	33.9	66.1	--
Franklin	510	427	97	291	188	53	33	9	1,608	38.2	61.8	--
Monroe	989	345	251	344	217	72	20	17	2,255	29.4	70.2	0.4
Schuylkill	419	360	303	238	211	39	31	4	1,605	27.6	72.1	0.3
Washington	589	502	353	362	201	73	55	5	2,140	34.0	65.9	0.1
<b><u>5th Class Counties</u></b>												
Adams	741	131	137	161	131	45	34	9	1,389	22.5	77.5	--
Blair	359	602	437	466	299	77	36	27	2,303	40.4	59.2	0.4
Lawrence	286	184	130	129	75	44	8	1	857	39.0	60.4	0.6
Lebanon	373	309	382	196	179	35	54	5	1,533	21.9	77.5	0.6
Lycoming	458	305	331	303	152	54	20	8	1,631	39.7	60.1	0.1
Mercer	393	268	130	246	130	48	18	14	1,247	41.4	58.5	0.1
Northumberland	259	220	155	181	140	42	18	7	1,022	35.2	64.6	0.2

\* In Philadelphia County, Municipal Court processes the majority of misdemeanor cases.

Common Pleas Criminal - 2023 New Cases by Offense Type

	Motor Vehicle DWI/DUI	Property	Drug	Person	Public Order	Weapon	Motor Vehicle Other	Other	Total	% of Total		
										Felony	Misdemeanor	Summary/ Ungraded
<b><u>6th Class Counties</u></b>												
Armstrong	390	115	79	144	77	17	9	3	834	27.3	72.3	0.4
Bedford	171	105	78	85	61	21	4	5	530	27.4	72.6	--
Bradford	204	118	55	128	74	13	7	7	606	36.1	63.9	--
Carbon	353	186	141	132	126	24	11	2	975	28.7	71.1	0.2
Clarion	161	137	60	82	60	13	4	3	520	33.8	66.2	--
Clearfield	302	182	151	189	123	22	18	2	989	36.2	62.9	0.9
Clinton	122	91	88	93	60	19	8	2	483	38.7	60.5	0.8
Columbia	246	149	172	98	72	15	13	5	770	27.7	72.1	0.3
Crawford	270	200	294	140	91	25	48	7	1,075	27.7	68.4	3.9
Elk	145	64	80	48	49	5	1	3	395	26.3	73.7	--
Greene	75	65	29	69	42	10	18	2	310	41.6	58.4	--
Huntingdon	119	77	111	97	57	20	6	3	490	33.1	66.3	0.6
Indiana	318	112	81	109	48	17	9	1	695	29.8	70.1	0.1
Jefferson	215	82	68	93	85	12	11	3	569	27.2	72.4	0.4
McKean	215	64	103	105	60	14	8	8	577	26.7	72.6	0.7
Mifflin	154	138	83	106	64	26	15	4	590	33.9	65.8	0.3
Perry	296	74	57	94	51	23	10	4	609	26.8	72.6	0.7
Pike	288	79	64	94	62	19	3	0	609	26.3	73.7	--
Somerset	229	192	138	127	66	23	6	14	795	31.6	68.1	0.4
Susquehanna	84	62	53	38	40	9	0	1	287	48.4	51.6	--
Tioga	122	73	51	64	40	7	5	7	369	32.5	67.5	--
Venango	128	138	75	146	88	15	3	3	596	40.6	59.4	--
Warren	121	54	7	65	26	8	4	3	288	49.0	51.0	--
Wayne	104	85	39	72	51	12	4	1	368	32.6	67.4	--
<b><u>7th Class Counties</u></b>												
Juniata	63	45	28	55	23	4	10	1	229	31.9	63.3	4.8
Snyder	139	68	23	47	27	8	6	0	318	26.1	73.6	0.3
Union	110	85	33	67	30	7	2	3	337	35.0	65.0	--
Wyoming	87	37	33	40	43	7	2	0	249	22.5	77.5	--
<b><u>8th Class Counties</u></b>												
Cameron	19	5	6	6	4	0	0	0	40	25.0	75.0	--
Forest	31	5	2	15	6	3	1	0	63	34.9	65.1	--
Fulton	91	31	35	36	18	11	3	0	225	30.7	69.3	--
Montour	45	38	27	36	17	2	3	1	169	36.1	63.9	--
Potter	77	30	60	26	18	13	4	3	231	22.5	75.8	1.7
Sullivan	39	13	13	17	4	0	1	0	87	20.7	79.3	--

Common Pleas Criminal - 2023 Processed

	Guilty Plea	%	Diversionsary Disposition*	%	Withdrawn/Dismissed	%	Inactive	%
<b><u>1st Class County</u></b>								
Philadelphia	6,129	57.7	302	2.8	2,428	22.8	685	6.4
<b><u>2nd Class County</u></b>								
Allegheny	6,227	60.0	1,676	16.1	1,107	10.7	940	9.1
<b><u>2A Class Counties</u></b>								
Bucks	4,536	62.3	1,245	17.1	460	6.3	887	12.2
Delaware	4,152	64.9	1,042	16.3	380	5.9	619	9.7
Lancaster	2,728	61.7	1,104	25.0	197	4.5	276	6.2
Montgomery	6,920	70.2	1,149	11.7	402	4.1	1,242	12.6
<b><u>3rd Class Counties</u></b>								
Berks	2,630	57.0	1,329	28.8	325	7.0	197	4.3
Chester	2,902	68.9	812	19.3	116	2.8	254	6.0
Cumberland	1,845	64.5	617	21.6	139	4.9	145	5.1
Dauphin	3,662	63.2	832	14.4	399	6.9	727	12.5
Erie	2,040	67.6	578	19.2	103	3.4	187	6.2
Lackawanna	1,634	71.9	344	15.1	156	6.9	99	4.4
Lehigh	2,197	59.4	1,220	33.0	91	2.5	146	4.0
Luzerne	2,433	62.8	648	16.7	237	6.1	474	12.2
Northampton	2,078	60.0	938	27.1	156	4.5	257	7.4
Westmoreland	2,968	64.6	846	18.4	359	7.8	328	7.1
York	4,032	69.4	844	14.5	214	3.7	550	9.5
<b><u>4th Class Counties</u></b>								
Beaver	1,404	65.6	493	23.0	119	5.6	88	4.1
Butler	1,079	62.0	356	20.4	137	7.9	152	8.7
Cambria	932	65.7	261	18.4	122	8.6	78	5.5
Centre	806	49.4	506	31.0	232	14.2	77	4.7
Fayette	1,602	65.2	338	13.8	272	11.1	196	8.0
Franklin	1,231	72.9	264	15.6	114	6.7	62	3.7
Monroe	1,582	59.3	572	21.4	202	7.6	228	8.5
Schuylkill	1,184	64.9	296	16.2	152	8.3	132	7.2
Washington	1,506	70.7	340	16.0	85	4.0	171	8.0
<b><u>5th Class Counties</u></b>								
Adams	920	62.6	374	25.4	62	4.2	82	5.6
Blair	1,839	77.5	215	9.1	52	2.2	175	7.4
Lawrence	565	60.1	200	21.3	91	9.7	76	8.1
Lebanon	1,042	63.2	351	21.3	54	3.3	168	10.2
Lycoming	1,155	73.5	199	12.7	117	7.4	41	2.6
Mercer	1,033	74.9	113	8.2	124	9.0	88	6.4
Northumberland	862	64.1	168	12.5	120	8.9	161	12.0

Common Pleas Criminal - 2023 Processed

	Non-Jury Trial	%	Jury Trial	%	Other	%	Cases Processed
<b><u>1st Class County</u></b>							
Philadelphia	715	6.7	263	2.5	105	1.0	10,627
<b><u>2nd Class County</u></b>							
Allegheny	298	2.9	81	0.8	50	0.5	10,379
<b><u>2A Class Counties</u></b>							
Bucks	80	1.1	40	0.5	33	0.5	7,281
Delaware	87	1.4	72	1.1	49	0.8	6,401
Lancaster	29	0.7	56	1.3	31	0.7	4,421
Montgomery	70	0.7	46	0.5	28	0.3	9,857
<b><u>3rd Class Counties</u></b>							
Berks	45	1.0	40	0.9	46	1.0	4,612
Chester	60	1.4	51	1.2	15	0.4	4,210
Cumberland	30	1.0	58	2.0	25	0.9	2,859
Dauphin	40	0.7	65	1.1	69	1.2	5,794
Erie	21	0.7	50	1.7	38	1.3	3,017
Lackawanna	8	0.4	15	0.7	16	0.7	2,272
Lehigh	12	0.3	27	0.7	3	0.1	3,696
Luzerne	17	0.4	43	1.1	25	0.6	3,877
Northampton	14	0.4	17	0.5	2	0.1	3,462
Westmoreland	37	0.8	39	0.8	20	0.4	4,597
York	54	0.9	67	1.2	48	0.8	5,809
<b><u>4th Class Counties</u></b>							
Beaver	23	1.1	9	0.4	3	0.1	2,139
Butler	6	0.3	8	0.5	3	0.2	1,741
Cambria	4	0.3	5	0.4	16	1.1	1,418
Centre	4	0.2	6	0.4	0	--	1,631
Fayette	7	0.3	38	1.5	5	0.2	2,458
Franklin	2	0.1	13	0.8	3	0.2	1,689
Monroe	40	1.5	34	1.3	12	0.4	2,670
Schuylkill	17	0.9	36	2.0	6	0.3	1,823
Washington	9	0.4	7	0.3	13	0.6	2,131
<b><u>5th Class Counties</u></b>							
Adams	17	1.2	8	0.5	7	0.5	1,470
Blair	22	0.9	15	0.6	55	2.3	2,373
Lawrence	1	0.1	4	0.4	3	0.3	940
Lebanon	10	0.6	19	1.2	6	0.4	1,650
Lycoming	13	0.8	34	2.2	12	0.8	1,571
Mercer	5	0.4	5	0.4	12	0.9	1,380
Northumberland	11	0.8	14	1.0	8	0.6	1,344

Common Pleas Criminal - 2023 Processed

	Guilty Plea	%	Diversiory Disposition*	%	Withdrawn/Dismissed	%	Inactive	%
<b><u>6th Class Counties</u></b>								
Armstrong	621	58.9	180	17.1	108	10.2	100	9.5
Bedford	479	69.9	106	15.5	50	7.3	32	4.7
Bradford	462	69.7	121	18.3	40	6.0	15	2.3
Carbon	701	62.3	189	16.8	89	7.9	135	12.0
Clarion	366	62.9	116	19.9	59	10.1	20	3.4
Clearfield	791	73.4	126	11.7	66	6.1	59	5.5
Clinton	329	71.7	92	20.0	18	3.9	5	1.1
Columbia	445	47.7	207	22.2	163	17.5	96	10.3
Crawford	885	81.7	94	8.7	24	2.2	67	6.2
Elk	288	67.4	102	23.9	16	3.7	10	2.3
Greene	194	55.0	70	19.8	35	9.9	35	9.9
Huntingdon	415	74.9	79	14.3	23	4.2	20	3.6
Indiana	548	61.9	218	24.6	55	6.2	54	6.1
Jefferson	438	68.1	139	21.6	34	5.3	20	3.1
McKean	410	66.5	121	19.6	38	6.2	9	1.5
Mifflin	413	75.4	84	15.3	36	6.6	7	1.3
Perry	465	69.7	126	18.9	36	5.4	17	2.5
Pike	428	67.5	116	18.3	25	3.9	50	7.9
Somerset	679	69.6	112	11.5	66	6.8	90	9.2
Susquehanna	259	70.4	73	19.8	18	4.9	7	1.9
Tioga	214	58.5	108	29.5	20	5.5	15	4.1
Venango	514	80.3	68	10.6	34	5.3	10	1.6
Warren	225	71.2	65	20.6	13	4.1	3	0.9
Wayne	226	62.4	75	20.7	26	7.2	27	7.5
<b><u>7th Class Counties</u></b>								
Juniata	187	71.6	60	23.0	3	1.1	6	2.3
Snyder	257	68.0	73	19.3	21	5.6	18	4.8
Union	251	66.6	77	20.4	19	5.0	14	3.7
Wyoming	279	71.7	55	14.1	34	8.7	11	2.8
<b><u>8th Class Counties</u></b>								
Cameron	34	56.7	19	31.7	5	8.3	0	--
Forest	47	67.1	18	25.7	0	--	1	1.4
Fulton	129	62.6	47	22.8	9	4.4	7	3.4
Montour	69	52.3	28	21.2	18	13.6	15	11.4
Potter	152	64.1	54	22.8	8	3.4	8	3.4
Sullivan	61	70.9	16	18.6	4	4.7	3	3.5

\* includes other diversionary programs such as Veterans Court.

Common Pleas Criminal - 2023 Processed

	Non-Jury Trial	%	Jury Trial	%	Other	%	Cases Processed
<b><u>6th Class Counties</u></b>							
Armstrong	12	1.1	30	2.8	3	0.3	1,054
Bedford	3	0.4	8	1.2	7	1.0	685
Bradford	9	1.4	9	1.4	7	1.1	663
Carbon	4	0.4	5	0.4	3	0.3	1,126
Clarion	6	1.0	12	2.1	3	0.5	582
Clearfield	4	0.4	15	1.4	17	1.6	1,078
Clinton	4	0.9	7	1.5	4	0.9	459
Columbia	5	0.5	13	1.4	3	0.3	932
Crawford	5	0.5	4	0.4	4	0.4	1,083
Elk	8	1.9	2	0.5	1	0.2	427
Greene	4	1.1	4	1.1	11	3.1	353
Huntingdon	4	0.7	9	1.6	4	0.7	554
Indiana	3	0.3	5	0.6	3	0.3	886
Jefferson	1	0.2	9	1.4	2	0.3	643
McKean	8	1.3	30	4.9	1	0.2	617
Mifflin	2	0.4	6	1.1	0	--	548
Perry	7	1.0	11	1.6	5	0.7	667
Pike	6	0.9	9	1.4	0	--	634
Somerset	6	0.6	5	0.5	17	1.7	975
Susquehanna	3	0.8	2	0.5	6	1.6	368
Tioga	0	--	2	0.5	7	1.9	366
Venango	2	0.3	10	1.6	2	0.3	640
Warren	0	--	10	3.2	0	--	316
Wayne	5	1.4	3	0.8	0	--	362
<b><u>7th Class Counties</u></b>							
Juniata	0	--	2	0.8	3	1.1	261
Snyder	1	0.3	5	1.3	3	0.8	378
Union	3	0.8	6	1.6	7	1.9	377
Wyoming	2	0.5	4	1.0	4	1.0	389
<b><u>8th Class Counties</u></b>							
Cameron	0	--	1	1.7	1	1.7	60
Forest	0	--	3	4.3	1	1.4	70
Fulton	0	--	9	4.4	5	2.4	206
Montour	0	--	1	0.8	1	0.8	132
Potter	2	0.8	12	5.1	1	0.4	237
Sullivan	1	1.2	0	--	1	1.2	86

Common Pleas Criminal - 2023 Age of Pending Cases

	0-60 Days	%	61-120 Days	%	121-180 Days	%	181-240 Days	%	241-300 Days	%	301-360 Days	%	Over 360 Days	%
<b><u>1st Class County</u></b>														
Philadelphia	1,313	15.3	1,213	14.2	998	11.7	856	10.0	748	8.7	617	7.2	2,810	32.8
<b><u>2nd Class County</u></b>														
Allegheny	1,402	22.9	1,373	22.4	1,024	16.7	635	10.4	497	8.1	301	4.9	902	14.7
<b><u>2A Class Counties</u></b>														
Bucks	864	36.9	658	28.1	274	11.7	152	6.5	101	4.3	47	2.0	244	10.4
Delaware	804	22.7	701	19.8	408	11.5	360	10.2	304	8.6	205	5.8	754	21.3
Lancaster	622	20.1	624	20.2	487	15.7	368	11.9	261	8.4	171	5.5	562	18.2
Montgomery	1,029	23.6	1,160	26.6	715	16.4	434	9.9	331	7.6	191	4.4	505	11.6
<b><u>3rd Class Counties</u></b>														
Berks	642	25.8	520	20.9	389	15.6	233	9.4	186	7.5	151	6.1	368	14.8
Chester	557	25.3	507	23.1	324	14.7	201	9.1	216	9.8	112	5.1	282	12.8
Cumberland	483	28.2	384	22.4	269	15.7	175	10.2	122	7.1	89	5.2	191	11.2
Dauphin	792	14.5	769	14.1	575	10.5	543	9.9	414	7.6	362	6.6	2,005	36.7
Erie	479	23.6	413	20.4	306	15.1	238	11.7	180	8.9	109	5.4	302	14.9
Lackawanna	268	26.5	246	24.3	158	15.6	110	10.9	77	7.6	45	4.4	108	10.7
Lehigh	546	43.6	339	27.1	127	10.1	85	6.8	56	4.5	37	3.0	62	5.0
Luzerne	547	24.8	409	18.5	355	16.1	212	9.6	171	7.7	102	4.6	414	18.7
Northampton	526	24.6	426	19.9	348	16.3	216	10.1	168	7.9	115	5.4	337	15.8
Westmoreland	624	20.8	440	14.7	283	9.4	292	9.7	263	8.8	216	7.2	882	29.4
York	882	24.2	755	20.7	572	15.7	341	9.3	313	8.6	197	5.4	590	16.2
<b><u>4th Class Counties</u></b>														
Beaver	233	28.1	205	24.7	158	19.0	76	9.2	68	8.2	40	4.8	50	6.0
Butler	251	24.8	176	17.4	174	17.2	124	12.3	76	7.5	63	6.2	147	14.5
Cambria	234	29.7	223	28.3	117	14.8	73	9.3	38	4.8	35	4.4	69	8.7
Centre	237	41.9	106	18.7	86	15.2	50	8.8	34	6.0	12	2.1	41	7.2
Fayette	412	28.3	271	18.6	202	13.9	224	15.4	125	8.6	90	6.2	132	9.1
Franklin	212	31.6	114	17.0	66	9.9	53	7.9	41	6.1	32	4.8	152	22.7
Monroe	316	21.9	330	22.9	276	19.1	150	10.4	103	7.1	76	5.3	192	13.3
Schuylkill	255	25.5	231	23.1	147	14.7	55	5.5	46	4.6	26	2.6	241	24.1
Washington	359	32.8	211	19.3	138	12.6	84	7.7	67	6.1	40	3.6	197	18.0
<b><u>5th Class Counties</u></b>														
Adams	216	48.5	144	32.4	36	8.1	26	5.8	14	3.1	2	0.4	7	1.6
Blair	369	25.7	266	18.5	143	9.9	96	6.7	109	7.6	85	5.9	370	25.7
Lawrence	137	29.6	121	26.1	64	13.8	36	7.8	30	6.5	18	3.9	57	12.3
Lebanon	221	23.8	224	24.1	150	16.1	82	8.8	87	9.4	57	6.1	109	11.7
Lycoming	271	26.1	211	20.3	151	14.6	99	9.5	79	7.6	58	5.6	168	16.2
Mercer	198	38.4	172	33.3	91	17.6	21	4.1	5	1.0	10	1.9	19	3.7
Northumberland	123	11.0	146	13.0	110	9.8	101	9.0	111	9.9	83	7.4	449	40.0

Common Pleas Criminal - 2023 Age of Pending Cases

	0-60 Days	%	61-120 Days	%	121-180 Days	%	181-240 Days	%	241-300 Days	%	301-360 Days	%	Over 360 Days	%
<b><u>6th Class Counties</u></b>														
Armstrong	131	19.9	111	16.8	108	16.4	85	12.9	52	7.9	29	4.4	143	21.7
Bedford	80	44.0	44	24.2	24	13.2	13	7.1	9	4.9	5	2.7	7	3.8
Bradford	77	33.9	70	30.8	29	12.8	19	8.4	10	4.4	7	3.1	15	6.6
Carbon	134	16.7	135	16.8	110	13.7	90	11.2	57	7.1	53	6.6	225	28.0
Clarion	68	38.6	55	31.3	36	20.5	3	1.7	9	5.1	1	0.6	4	2.3
Clearfield	160	24.9	123	19.1	107	16.6	75	11.7	57	8.9	25	3.9	96	14.9
Clinton	67	34.4	67	34.4	30	15.4	11	5.6	8	4.1	2	1.0	10	5.1
Columbia	132	11.9	101	9.1	118	10.6	80	7.2	91	8.2	67	6.0	519	46.8
Crawford	171	31.1	142	25.9	94	17.1	45	8.2	28	5.1	11	2.0	58	10.6
Elk	80	36.7	45	20.6	49	22.5	24	11.0	17	7.8	1	0.5	2	0.9
Greene	37	19.1	38	19.6	33	17.0	23	11.9	15	7.7	12	6.2	36	18.6
Huntingdon	86	36.3	24	10.1	33	13.9	21	8.9	18	7.6	14	5.9	41	17.3
Indiana	85	23.8	87	24.4	45	12.6	24	6.7	26	7.3	29	8.1	61	17.1
Jefferson	107	49.1	69	31.7	32	14.7	5	2.3	1	0.5	3	1.4	1	0.5
McKean	86	46.2	42	22.6	18	9.7	17	9.1	7	3.8	6	3.2	10	5.4
Mifflin	93	44.1	21	10.0	29	13.7	15	7.1	18	8.5	7	3.3	28	13.3
Perry	84	26.6	79	25.0	38	12.0	19	6.0	21	6.6	18	5.7	57	18.0
Pike	86	24.2	71	19.9	50	14.0	28	7.9	27	7.6	17	4.8	77	21.6
Somerset	140	24.0	87	14.9	76	13.0	55	9.4	48	8.2	34	5.8	143	24.5
Susquehanna	43	19.8	21	9.7	31	14.3	31	14.3	32	14.7	14	6.5	45	20.7
Tioga	61	28.2	52	24.1	45	20.8	18	8.3	13	6.0	8	3.7	19	8.8
Venango	74	30.6	63	26.0	38	15.7	11	4.5	7	2.9	10	4.1	39	16.1
Warren	53	39.3	36	26.7	17	12.6	16	11.9	8	5.9	2	1.5	3	2.2
Wayne	65	41.4	31	19.7	22	14.0	15	9.6	9	5.7	4	2.5	11	7.0
<b><u>7th Class Counties</u></b>														
Juniata	22	18.8	20	17.1	19	16.2	7	6.0	11	9.4	5	4.3	33	28.2
Snyder	57	34.1	48	28.7	27	16.2	12	7.2	14	8.4	1	0.6	8	4.8
Union	54	29.5	46	25.1	40	21.9	15	8.2	8	4.4	7	3.8	13	7.1
Wyoming	44	51.2	12	14.0	12	14.0	4	4.7	3	3.5	2	2.3	9	10.5
<b><u>8th Class Counties</u></b>														
Cameron	2	25.0	0	--	3	37.5	0	--	1	12.5	1	12.5	1	12.5
Forest	5	16.1	8	25.8	11	35.5	2	6.5	2	6.5	2	6.5	1	3.2
Fulton	22	19.1	22	19.1	18	15.7	16	13.9	12	10.4	2	1.7	23	20.0
Montour	28	15.1	27	14.6	29	15.7	16	8.6	10	5.4	6	3.2	69	37.3
Potter	58	38.9	25	16.8	9	6.0	11	7.4	10	6.7	5	3.4	31	20.8
Sullivan	8	30.8	10	38.5	1	3.8	2	7.7	1	3.8	3	11.5	1	3.8



---

---

## CRIMINAL

... cases in which a person is charged with having committed or omitted an act against the state.

<b>Age of Pending Cases</b>	A breakdown of the active criminal caseload by the interval of time elapsed from the date of first filing or refiling to the last day of the year. Age does not include lower court time elapsed from complaint or arrest until filing at the common pleas level.
<b>Begin Pending</b>	Active cases awaiting adjudication at the start of the reporting period, or the first day of the year.
<b>Cases Available for Processing</b>	The sum of Begin Pending plus New Cases Filed plus Reopened Cases for the calendar year.
<b>Cases Awaiting Sentencing</b>	Refers to those cases in which a guilty verdict has been rendered or a guilty plea accepted, but for which the penalty has not yet been imposed.
<b>Cases Processed</b>	<p>To count as processed; a case must have been Adjudicated or Closed during the reporting period. These cases are then categorized by disposition type and include:</p> <p><b>Diversiónary Disposition:</b> A disposition category for cases in which the defendant is accepted into a state or county ARD (Accelerated Rehabilitative Disposition) program, which is a pre-trial diversionary program similar to probation. Upon successful completion of all conditions of the program, the defendant may petition the court to dismiss the charges. If an ARD is unsuccessful the case will reappear in the active caseload as a Refiled/ Reopened Case.</p> <p><b>Guilty Plea:</b> A disposition category for cases in which the defendant admits having committed an offense for which he is charged, or admits to a lesser felony, misdemeanor or summary offense.</p> <p><b>Inactive:</b> A disposition category for cases in which the defendant is not available for processing, including defendants declared fugitive, those with a pre-adjudicatory warrant, and those in the custody of another jurisdiction.</p> <p><b>Jury Trial:</b> A disposition category for cases adjudicated following the verdict of a jury.</p> <p><b>Non-Jury Trial:</b> A disposition category for cases adjudicated by the verdict of a judge.</p> <p><b>Other:</b> Includes cases that were processed with any disposition that is not counted in any other category. These can include specific dispositions such as <i>Defendant Deceased</i> or <i>Case Transferred</i>, but also cases that are <i>Uncategorized</i>, i.e. there is a change in status from Active to Adjudicated or Closed but there is no associated final disposition recorded on the case.</p>

---

---

**Withdrawn/Dismissed (quashed, nolle prosequi, etc.):**

*Withdrawn:* Cases in which the charges against the defendant have been retracted.

*Dismissed:* Cases in which the jurisdiction of the court is terminated by the court.

*Nol Pros/Nolle Prosequi:* A formal notice on the record that the prosecution will not proceed with the case that has been accepted by the court.

**End Pending**

The sum of Cases Available for Disposition less Cases Processed for the calendar year. This is the total number of cases awaiting disposition at the end of the year.

**New Cases**

A new criminal action is initiated with a Misdemeanor or Felony case held for or waived to common pleas court after a preliminary hearing. The unit of count is the OTN (Offense Tracking Number).

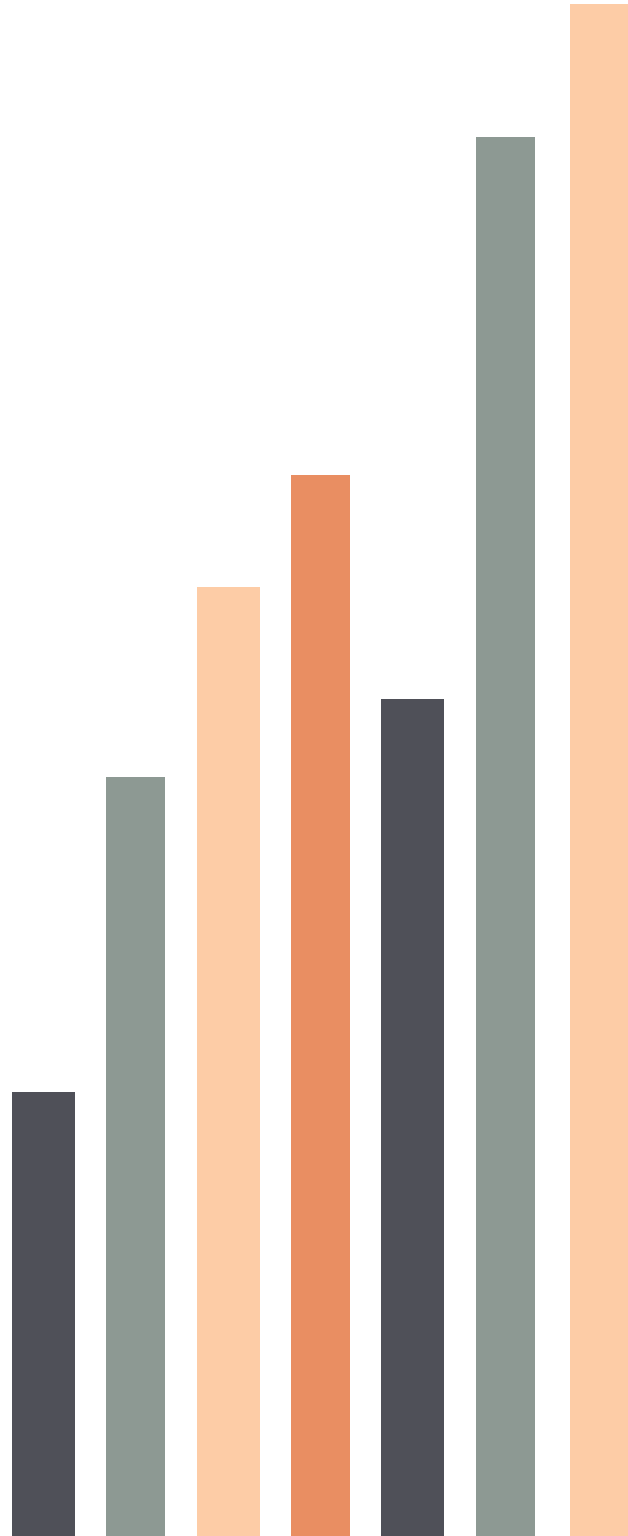
**Misdemeanor:** A statutory class of crime generally less serious than a felony offense and punishable by a fine, a jail term not to exceed five years, or both.

**Felony:** A crime, typically involving violence, regarded as more serious than a misdemeanor and punishable by imprisonment.

**Refiled/Reopened Cases**

Cases that were previously closed or inactive and became active during the reporting period. Included are cases that are re-filed, cases with a pre-adjudicatory warrant returned, cases previously disposed as a diversionary disposition but ARD was unsuccessful, or a guilty plea was withdrawn.

# Civil Caseload



# 2023 Common Pleas State Totals Civil Caseload

## Civil Action & Civil Other

**Cases Pending 1/1/23** **193,941<sup>(R)</sup>**

Docketed Cases 127,997  
 Arbitration Appeals 1,940  
 Cases Transferred In 732  
 Returned to Active 5,515

**Cases Available for Processing** **330,125**

**Cases Processed** **149,854**

**End Pending 12/31/23** **180,271**

### End Pending Breakdown:

**Civil Action** **104,209** **57.8%**  
**Civil Other** **76,062** **42.2%**

## Age of Pending Civil Actions

<b>0-6 Months</b>	36,644	36.0%
<b>7-12 Months</b>	19,454	19.1%
<b>13-18 Months</b>	12,365	12.1%
<b>19-24 Months</b>	7,847	7.7%
<b>25-30 Months</b>	6,068	6.0%
<b>31-36 Months</b>	4,197	4.1%
<b>37-42 Months</b>	3,554	3.5%
<b>43-48 Months</b>	2,304	2.3%
<b>49-54 Months</b>	1,959	1.9%
<b>55-60 Months</b>	1,517	1.5%
<b>61-66 Months</b>	1,019	1.0%
<b>67-72 Months</b>	784	0.8%
<b>Over 72 Months</b>	4,192	4.1%

**Total** **101,904 \***

### Of the Docketed Cases:

Civil Action 84,484 66.0%  
 Civil Other \* 43,513 34.0%

\* Civil Other includes:

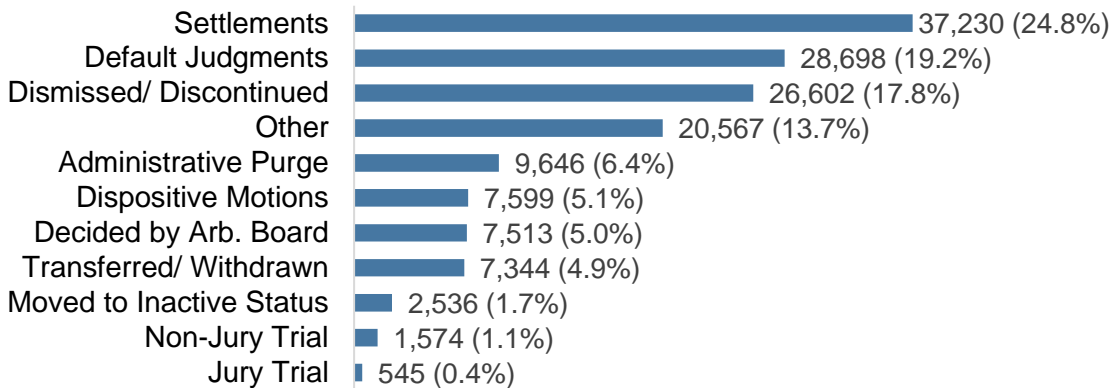
Real Property - Ejectment, Eminent Domain/Condemnation, Mortgage Foreclosure: Residential and Commercial, Partition, Quiet Title

Civil Appeals - Board of Assessment, Board of Election, Department of Transportation, Zoning Board, Statutory Appeals

Miscellaneous - Common Law/Statutory Arbitration, Declaratory Judgment, Mandamus, Non-Domestic Restraining Orders, Quo Warranto, Replevin

Pro Se Filings 9,909  
 Class Action Suits 250  
 MDJ Appeals 7,733

### Processed By:



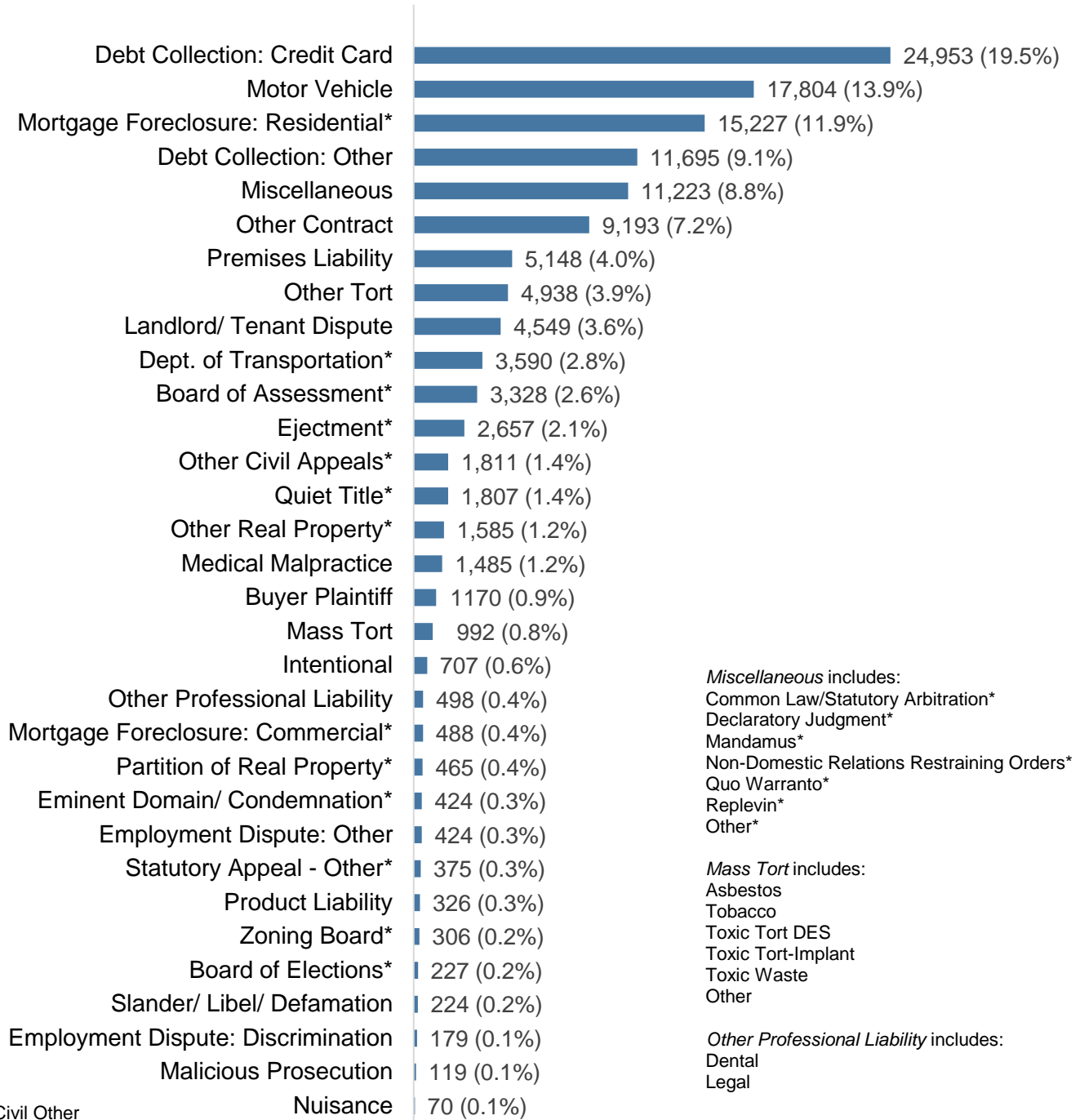
(R) - Revised

\*Carbon and Monroe Counties Age of Pending Civil Actions unavailable at time of publication.

# 2023 Common Pleas State Totals

## Civil Case Types

### Civil Case Types:



### Total Filings By Case Category

Contract (does not include judgments)	47,614	37.2%	Civil Appeals - Admin. Agencies	9,637	7.5%
Tort (does not include mass tort)	29,336	22.9%	Professional Liability	1,983	1.5%
Real Property	27,212	21.3%	Mass Tort	992	0.8%
Miscellaneous	11,223	8.8%	<b>Total</b>	<b>127,997</b>	

Common Pleas Civil Action & Civil Other - 2023 Filings

**End Pending Breakdown**

	Begin Pending	Docketed Cases	Arb. Appeals	Cases Transf'd In	Returned to Active	Cases Processed	End Pending	Civil Action	Civil Other
<b><u>1st Class County</u></b>									
Philadelphia	35,393	34,994	1,009	10	3,080	40,416	34,070	25,827	8,243
<b><u>2nd Class County</u></b>									
Allegheny	14,497 (R)	15,169	220	21	339	14,703	15,543	12,063	3,480
<b><u>2A Class Counties</u></b>									
Bucks	5,751 (R)	4,687	66	64	18	5,294	5,292	4,120	1,172
Delaware	10,176 (R)	6,252	149	83	32	8,309	8,383	4,848	3,535
Lancaster	4,171	2,024	24	5	150	2,319	4,055	2,161	1,894
Montgomery	18,896	7,021	86	118	171	9,277	17,015	8,037	8,978
<b><u>3rd Class Counties</u></b>									
Berks	3,525	2,868	23	19	36	3,564	2,907	1,925	982
Chester	4,064	3,522	43	41	108	3,609	4,169	1,707	2,462
Cumberland	2,616	1,688	7	0	18	1,437	2,892	1,623	1,269
Dauphin	3,097 (R)	2,460	4	20	30	2,647	2,964	2,227	737
Erie	3,455 (R)	1,819	6	0	632	3,039	2,873	1,553	1,320
Lackawanna	8,607	2,314	8	3	0	4,317	6,615	2,158	4,457
Lehigh	2,635	3,454	69	19	54	3,585	2,646	1,977	669
Luzerne	6,696	3,682	12	0	153	4,652	5,891	3,397	2,494
Northampton	6,071	2,568	18	177	197	2,333	6,698	3,721	2,977
Westmoreland	8,644	3,015	24	0	0	2,833	8,850	2,289	6,561
York	3,509	3,246	12	15	5	3,155	3,632	2,633	999
<b><u>4th Class Counties</u></b>									
Beaver	868 (R)	2,085	0	0	34	1,610	1,377	447	930
Butler	2,526 (R)	960	2	63	14	1,616	1,949	1,210	739
Cambria	2,003	1,066	8	1	70	1,112	2,036	740	1,296
Centre	1,085	676	3	2	16	958	824	430	394
Fayette	1,580	1,180	13	0	146	1,387	1,532	849	683
Franklin	1,251 (R)	867	2	0	12	1,330	802	526	276
Monroe	8,227 (R)	2,397	30	1	53	2,963	7,745	1,931	5,814
Schuylkill	2,165	1,275	4	0	11	1,973	1,482	948	534
Washington	7,743 (R)	1,639	13	0	1	6,211	3,185	1,294	1,891
<b><u>5th Class Counties</u></b>									
Adams	483	552	2	3	3	580	463	266	197
Blair	1,161	938	0	2	0	660	1,441	1,027	414
Lawrence	1,420	655	0	0	0	287	1,788	1,115	673
Lebanon	1,402	879	3	2	7	1,291	1,002	822	180
Lycoming	762	727	0	2	3	644	850	586	264
Mercer	827	842	3	0	0	682	990	513	477
Northumberland	1,649	617	0	0	0	411	1,855	1,081	774

(R) - Revised

Common Pleas Civil Action & Civil Other - 2023 Filings

**End Pending Breakdown**

	Begin Pending	Docketed Cases	Arb. Appeals	Cases Transf'd In	Returned to Active	Cases Processed	End Pending	Civil Action	Civil Other
<b><u>6th Class Counties</u></b>									
Armstrong	399	399	0	0	1	326	473	299	174
Bedford	627	240	0	0	0	271	596	352	244
Bradford	1,470	436	5	1	12	556	1,368	304	1,064
Carbon	551	675	7	2	0	673	562	374	188
Clarion	421	220	0	0	0	273	368	146	222
Clearfield	2,122	639	0	17	3	435	2,346	626	1,720
Clinton	194	350	9	1	10	323	241	105	136
Columbia	449	398	1	0	0	298	550	354	196
Crawford	550	501	3	1	45	564	536	357	179
Elk	250	156	0	1	1	228	180	128	52
Greene	407	349	0	0	0	438	318	205	113
Huntingdon	566 (R)	246	0	0	0	189	623	274	349
Indiana	815 (R)	491	0	33	0	465	874	565	309
Jefferson	253 (R)	327	1	0	3	314	270	166	104
McKean	173	210	0	0	0	218	165	108	57
Mifflin	401	204	0	0	3	263	345	121	224
Perry	865 (R)	238	0	0	1	123	981	643	338
Pike	941	650	2	0	0	540	1,053	477	576
Somerset	605	499	1	0	21	581	545	386	159
Susquehanna	315	238	0	1	0	372	182	104	78
Tioga	201 (R)	203	0	1	4	133	276	141	135
Venango	1,085 (R)	326	46	0	0	800	657	359	298
Warren	348	239	0	0	0	196	391	206	185
Wayne	442	513	2	0	8	557	408	239	169
<b><u>7th Class Counties</u></b>									
Juniata	616	54	0	0	0	34	636	350	286
Snyder	191	275	0	2	8	248	228	113	115
Union	199	181	0	1	0	247	134	103	31
Wyoming	465	204	0	0	0	366	303	133	170
<b><u>8th Class Counties</u></b>									
Cameron	76	40	0	0	0	61	55	28	27
Forest	73	39	0	0	0	27	85	48	37
Fulton	150	72	0	0	0	128	94	46	48
Montour	455 (R)	115	0	0	0	110	460	212	248
Potter	192	101	0	0	2	180	115	70	45
Sullivan	119	31	0	0	0	113	37	16	21

(R) - Revised

Common Pleas Civil Action Civil Other - 2023 Docketed Cases by Case Type

	Contract	%	Real Property	%	Tort	%	Miscellaneous	%	Civil Appeals (Administrative Agencies)	%
<b><u>1st Class County</u></b>										
Philadelphia	7,748	22.1	4,887	14.0	13,831	39.5	6,021 *	17.2	927	2.6
<b><u>2nd Class County</u></b>										
Allegheny	6,201	40.9	3,675	24.2	2,830	18.7	217	1.4	1,845	12.2
<b><u>2A Class Counties</u></b>										
Bucks	2,314	49.4	837	17.9	1,080	23.0	179	3.8	220	4.7
Delaware	2,149	34.4	1,823	29.2	1,437	23.0	256	4.1	528	8.4
Lancaster	866	42.8	557	27.5	345	17.0	111	5.5	113	5.6
Montgomery	2,898	41.3	1,380	19.7	1,608	22.9	422	6.0	610	8.7
<b><u>3rd Class Counties</u></b>										
Berks	1,227	42.8	598	20.9	568	19.8	122	4.3	321	11.2
Chester	1,663	47.2	576	16.4	718	20.4	191	5.4	344	9.8
Cumberland	872	51.7	315	18.7	209	12.4	126	7.5	152	9.0
Dauphin	936	38.0	654	26.6	378	15.4	278	11.3	155	6.3
Erie	797	43.8	488	26.8	242	13.3	105	5.8	157	8.6
Lackawanna	943	40.8	519	22.4	471	20.4	155	6.7	163	7.0
Lehigh	1,543	44.7	478	13.8	758	21.9	109	3.2	527	15.3
Luzerne	1,418	38.5	1,177	32.0	658	17.9	142	3.9	232	6.3
Northampton	1,220	47.5	503	19.6	482	18.8	107	4.2	226	8.8
Westmoreland	1,149	38.1	952	31.6	405	13.4	237	7.9	232	7.7
York	1,683	51.8	797	24.6	382	11.8	153	4.7	196	6.0
<b><u>4th Class Counties</u></b>										
Beaver	557	26.7	437	21.0	166	8.0	241	11.6	657	31.5
Butler	554	57.7	181	18.9	170	17.7	36	3.8	8	0.8
Cambria	495	46.4	273	25.6	82	7.7	101	9.5	87	8.2
Centre	312	46.2	116	17.2	94	13.9	48	7.1	91	13.5
Fayette	526	44.6	326	27.6	143	12.1	78	6.6	98	8.3
Franklin	400	46.1	278	32.1	81	9.3	57	6.6	46	5.3
Monroe	1,003	41.8	589	24.6	328	13.7	239	10.0	228	9.5
Schuylkill	580	45.5	335	26.3	226	17.7	26	2.0	97	7.6
Washington	541	33.0	422	25.7	235	14.3	120	7.3	301	18.4
<b><u>5th Class Counties</u></b>										
Adams	261	47.3	134	24.3	47	8.5	19	3.4	91	16.5
Blair	518	55.2	266	28.4	87	9.3	29	3.1	20	2.1
Lawrence	306	46.7	191	29.2	96	14.7	35	5.3	14	2.1
Lebanon	430	48.9	194	22.1	105	11.9	101	11.5	44	5.0
Lycoming	340	46.8	198	27.2	78	10.7	42	5.8	55	7.6
Mercer	339	40.3	264	31.4	90	10.7	58	6.9	83	9.9
Northumberland	318	51.5	162	26.3	68	11.0	41	6.6	20	3.2

\*Includes certain petitions filed pursuant to the Municipal Claims and Tax Liens Act (53 P.S. §7101 et seq.) specific to Cities of the First Class.



Common Pleas Civil Action Civil Other - 2023 Docketed Cases by Case Type

	Mass Tort	%	Professional Liability	%	Docketed Cases	Of the Docketed Cases:		
						Pro Se Filings	Class Action Suits	MDJ Appeals
<b><u>1st Class County</u></b>								
Philadelphia	849	2.4	731	2.1	34,994	2,347	75	964
<b><u>2nd Class County</u></b>								
Allegheny	84	0.6	317	2.1	15,169	2,858	27	1,654
<b><u>2A Class Counties</u></b>								
Bucks	0	--	57	1.2	4,687	162	1	230
Delaware	2	<0.1	57	0.9	6,252	229	8	428
Lancaster	0	--	32	1.6	2,024	47	1	6
Montgomery	1	<0.1	102	1.5	7,021	525	15	461
<b><u>3rd Class Counties</u></b>								
Berks	2	0.1	30	1.0	2,868	52	5	171
Chester	1	<0.1	29	0.8	3,522	331	29	221
Cumberland	0	--	14	0.8	1,688	111	3	88
Dauphin	3	0.1	56	2.3	2,460	304	4	253
Erie	1	0.1	29	1.6	1,819	176	6	141
Lackawanna	4	0.2	59	2.5	2,314	162	2	212
Lehigh	2	0.1	37	1.1	3,454	217	0	282
Luzerne	1	<0.1	54	1.5	3,682	413	2	307
Northampton	1	<0.1	29	1.1	2,568	257	6	203
Westmoreland	0	--	40	1.3	3,015	0	0	220
York	0	--	35	1.1	3,246	334	3	233
<b><u>4th Class Counties</u></b>								
Beaver	4	0.2	23	1.1	2,085	157	3	119
Butler	0	--	11	1.1	960	19	1	48
Cambria	19	1.8	9	0.8	1,066	99	4	114
Centre	1	0.1	14	2.1	676	40	4	56
Fayette	0	--	9	0.8	1,180	14	1	77
Franklin	0	--	5	0.6	867	68	10	46
Monroe	3	0.1	7	0.3	2,397	112	4	155
Schuylkill	2	0.2	9	0.7	1,275	25	0	73
Washington	0	--	20	1.2	1,639	34	0	154
<b><u>5th Class Counties</u></b>								
Adams	0	--	0	--	552	33	0	38
Blair	1	0.1	17	1.8	938	85	0	102
Lawrence	1	0.2	12	1.8	655	3	4	4
Lebanon	0	--	5	0.6	879	56	3	56
Lycoming	1	0.1	13	1.8	727	60	6	69
Mercer	0	--	8	1.0	842	3	1	51
Northumberland	0	--	8	1.3	617	1	0	2

A breakdown of case types can be found at [www.pacourts.us](http://www.pacourts.us).

Common Pleas Civil Action Civil Other - 2023 Docketed Cases by Case Type

	Contract	%	Real Property	%	Tort	%	Miscellaneous	%	Civil Appeals (Administrative Agencies)	%
<b><u>6th Class Counties</u></b>										
Armstrong	198	49.6	118	29.6	36	9.0	22	5.5	22	5.5
Bedford	114	47.5	79	32.9	13	5.4	8	3.3	25	10.4
Bradford	173	39.7	77	17.7	31	7.1	91	20.9	56	12.8
Carbon	278	41.2	223	33.0	68	10.1	60	8.9	46	6.8
Clarion	90	40.9	55	25.0	18	8.2	25	11.4	28	12.7
Clearfield	304	47.6	144	22.5	57	8.9	78	12.2	43	6.7
Clinton	119	34.0	90	25.7	28	8.0	72	20.6	40	11.4
Columbia	212	53.3	103	25.9	39	9.8	19	4.8	14	3.5
Crawford	234	46.7	141	28.1	48	9.6	39	7.8	33	6.6
Elk	81	51.9	41	26.3	20	12.8	4	2.6	10	6.4
Greene	126	36.1	105	30.1	49	14.0	31	8.9	30	8.6
Huntingdon	97	39.4	82	33.3	13	5.3	20	8.1	31	12.6
Indiana	252	51.3	116	23.6	50	10.2	24	4.9	42	8.6
Jefferson	143	43.7	66	20.2	31	9.5	39	11.9	41	12.5
McKean	92	43.8	76	36.2	16	7.6	15	7.1	7	3.3
Mifflin	86	42.2	54	26.5	18	8.8	32	15.7	10	4.9
Perry	130	54.6	62	26.1	8	3.4	17	7.1	20	8.4
Pike	297	45.7	221	34.0	54	8.3	40	6.2	38	5.8
Somerset	266	53.3	131	26.3	44	8.8	24	4.8	28	5.6
Susquehanna	110	46.2	51	21.4	12	5.0	50	21.0	14	5.9
Tioga	91	44.8	66	32.5	16	7.9	21	10.3	9	4.4
Venango	166	50.9	77	23.6	17	5.2	47	14.4	16	4.9
Warren	123	51.5	74	31.0	19	7.9	10	4.2	10	4.2
Wayne	214	41.7	138	26.9	50	9.7	56	10.9	52	10.1
<b><u>7th Class Counties</u></b>										
Juniata	34	63.0	10	18.5	8	14.8	1	1.9	0	--
Snyder	104	37.8	45	16.4	16	5.8	89	32.4	21	7.6
Union	96	53.0	37	20.4	15	8.3	12	6.6	12	6.6
Wyoming	81	39.7	59	28.9	17	8.3	24	11.8	23	11.3
<b><u>8th Class Counties</u></b>										
Cameron	16	40.0	8	20.0	2	5.0	9	22.5	5	12.5
Forest	11	28.2	10	25.6	5	12.8	11	28.2	2	5.1
Fulton	40	55.6	17	23.6	5	6.9	2	2.8	8	11.1
Montour	69	60.0	19	16.5	8	7.0	9	7.8	3	2.6
Potter	50	49.5	26	25.7	5	5.0	12	11.9	8	7.9
Sullivan	10	32.3	9	29.0	2	6.5	8	25.8	2	6.5

A breakdown of case types can be found at [www.pacourts.us](http://www.pacourts.us).

Common Pleas Civil Action Civil Other - 2023 Docketed Cases by Case Type

	Mass Tort	%	Professional Liability	%	Docketed Cases	Of the Docketed Cases:		
						Pro Se Filings	Class Action Suits	MDJ Appeals
<b><u>6th Class Counties</u></b>								
Armstrong	0	--	3	0.8	399	6	1	21
Bedford	0	--	1	0.4	240	1	0	1
Bradford	0	--	8	1.8	436	44	0	27
Carbon	0	--	0	--	675	77	0	43
Clarion	0	--	4	1.8	220	21	0	19
Clearfield	0	--	13	2.0	639	1	0	21
Clinton	0	--	1	0.3	350	27	1	27
Columbia	6	1.5	5	1.3	398	0	0	3
Crawford	0	--	6	1.2	501	28	6	32
Elk	0	--	0	--	156	1	0	9
Greene	0	--	8	2.3	349	60	0	29
Huntingdon	0	--	3	1.2	246	1	5	19
Indiana	1	0.2	6	1.2	491	19	2	34
Jefferson	0	--	7	2.1	327	22	0	19
McKean	0	--	4	1.9	210	2	0	14
Mifflin	0	--	4	2.0	204	20	0	4
Perry	1	0.4	0	--	238	8	0	17
Pike	0	--	0	--	650	15	0	8
Somerset	0	--	6	1.2	499	35	0	45
Susquehanna	1	0.4	0	--	238	16	0	11
Tioga	0	--	0	--	203	11	0	11
Venango	0	--	3	0.9	326	24	5	7
Warren	0	--	3	1.3	239	0	0	0
Wayne	0	--	3	0.6	513	36	1	30
<b><u>7th Class Counties</u></b>								
Juniata	0	--	1	1.9	54	0	0	0
Snyder	0	--	0	--	275	86	0	12
Union	0	--	9	5.0	181	0	1	5
Wyoming	0	--	0	--	204	4	0	5
<b><u>8th Class Counties</u></b>								
Cameron	0	--	0	--	40	2	0	4
Forest	0	--	0	--	39	0	0	0
Fulton	0	--	0	--	72	1	0	1
Montour	0	--	7	6.1	115	7	0	16
Potter	0	--	0	--	101	0	0	1
Sullivan	0	--	0	--	31	0	0	0

A breakdown of case types can be found at [www.pacourts.us](http://www.pacourts.us).

Common Pleas Civil Action Civil Other - 2023 Processed

<b>Non-Trial:</b>											
	Settlements	%	Default Judgments	%	Dismissed/ Discontinued	%	Administrative Purge	%	Dispositive Motions	%	
<b><u>1st Class County</u></b>											
Philadelphia	15,315	37.9	3,633	9.0	6,582	16.3	497	1.2	1,960	4.8	
<b><u>2nd Class County</u></b>											
Allegheny	4,454	30.3	2,707	18.4	2,860	19.5	919	6.3	1,468	10.0	
<b><u>2A Class Counties</u></b>											
Bucks	244	4.6	1,118	21.1	0	--	356	6.7	217	4.1	
Delaware	2,205	26.5	1,718	20.7	759	9.1	917	11.0	388	4.7	
Lancaster	1,239	53.4	375	16.2	89	3.8	284	12.2	51	2.2	
Montgomery	3,889	41.9	1,450	15.6	0	--	508	5.5	0	--	
<b><u>3rd Class Counties</u></b>											
Berks	952	26.7	762	21.4	628	17.6	219	6.1	327	9.2	
Chester	932	25.8	987	27.3	0	--	294	8.1	813	22.5	
Cumberland	563	39.2	516	35.9	0	--	168	11.7	35	2.4	
Dauphin	86	3.2	531	20.1	895	33.8	187	7.1	47	1.8	
Erie	830	27.3	575	18.9	16	0.5	1,097	36.1	384	12.6	
Lackawanna	610	14.1	1,372	31.8	1,348	31.2	235	5.4	1	<0.1	
Lehigh	1,108	30.9	833	23.2	832	23.2	74	2.1	39	1.1	
Luzerne	152	3.3	953	20.5	2,106	45.3	1,172	25.2	0	--	
Northampton	5	0.2	587	25.2	1,411	60.5	32	1.4	9	0.4	
Westmoreland	607	21.4	1,105	39.0	383	13.5	139	4.9	408	14.4	
York	46	1.5	987	31.3	101	3.2	210	6.7	313	9.9	
<b><u>4th Class Counties</u></b>											
Beaver	366	22.7	394	24.5	450	28.0	0	--	4	0.2	
Butler	149	9.2	277	17.1	722	44.7	76	4.7	22	1.4	
Cambria	92	8.3	323	29.0	447	40.2	51	4.6	34	3.1	
Centre	81	8.5	172	18.0	285	29.7	71	7.4	67	7.0	
Fayette	129	9.3	410	29.6	529	38.1	90	6.5	169	12.2	
Franklin	160	12.0	566	42.6	401	30.2	67	5.0	6	0.5	
Monroe	101	3.4	880	29.7	944	31.9	708	23.9	24	0.8	
Schuylkill	498	25.2	471	23.9	261	13.2	114	5.8	204	10.3	
Washington	406	6.5	398	6.4	217	3.5	0	--	46	0.7	
<b><u>5th Class Counties</u></b>											
Adams	231	39.8	221	38.1	57	9.8	0	--	14	2.4	
Blair	187	28.3	214	32.4	184	27.9	0	--	8	1.2	
Lawrence	0	--	14	4.9	261	90.9	0	--	0	--	
Lebanon	264	20.4	362	28.0	233	18.0	132	10.2	168	13.0	
Lycoming	126	19.6	194	30.1	96	14.9	50	7.8	12	1.9	
Mercer	0	--	266	39.0	284	41.6	4	0.6	104	15.2	
Northumberland	0	--	207	50.4	198	48.2	0	--	0	--	

Common Pleas Civil Action Civil Other - 2023 Processed

	Decided by Arb. Board	%	Transf'd/ Withdrawn	%	Other	%	Moved to Inactive Status	%	<u>Trial:</u> Non-Jury Trial	%	Jury Trial	%
<b><u>1st Class County</u></b>												
Philadelphia	2,976	7.4	1,614	4.0	6,107*	15.1	951	2.4	501	1.2	280	0.7
<b><u>2nd Class County</u></b>												
Allegheny	1,286	8.7	157	1.1	350	2.4	140	1.0	335	2.3	27	0.2
<b><u>2A Class Counties</u></b>												
Bucks	192	3.6	2,600	49.1	489	9.2	0	--	54	1.0	24	0.5
Delaware	631	7.6	1,450	17.5	110	1.3	23	0.3	78	0.9	30	0.4
Lancaster	64	2.8	19	0.8	91	3.9	5	0.2	101	4.4	1	<0.1
Montgomery	342	3.7	114	1.2	2,912	31.4	0	--	19	0.2	43	0.5
<b><u>3rd Class Counties</u></b>												
Berks	100	2.8	169	4.7	55	1.5	339	9.5	8	0.2	5	0.1
Chester	245	6.8	158	4.4	82	2.3	54	1.5	20	0.6	24	0.7
Cumberland	20	1.4	97	6.8	27	1.9	10	0.7	0	--	1	0.1
Dauphin	24	0.9	78	2.9	206	7.8	483	18.2	107	4.0	3	0.1
Erie	32	1.1	35	1.2	46	1.5	16	0.5	2	0.1	6	0.2
Lackawanna	88	2.0	29	0.7	630	14.6	0	--	1	<0.1	3	0.1
Lehigh	296	8.3	86	2.4	269	7.5	14	0.4	19	0.5	15	0.4
Luzerne	80	1.7	77	1.7	0	--	102	2.2	1	<0.1	9	0.2
Northampton	103	4.4	65	2.8	72	3.1	42	1.8	5	0.2	2	0.1
Westmoreland	94	3.3	86	3.0	0	--	1	<0.1	3	0.1	7	0.2
York	89	2.8	17	0.5	1,370	43.4	13	0.4	6	0.2	3	0.1
<b><u>4th Class Counties</u></b>												
Beaver	109	6.8	16	1.0	213	13.2	26	1.6	26	1.6	6	0.4
Butler	54	3.3	48	3.0	211	13.1	40	2.5	12	0.7	5	0.3
Cambria	39	3.5	16	1.4	70	6.3	0	--	39	3.5	1	0.1
Centre	28	2.9	29	3.0	163	17.0	11	1.1	49	5.1	2	0.2
Fayette	36	2.6	4	0.3	0	--	14	1.0	3	0.2	3	0.2
Franklin	30	2.3	24	1.8	59	4.4	15	1.1	0	--	2	0.2
Monroe	137	4.6	22	0.7	133	4.5	0	--	8	0.3	6	0.2
Schuylkill	49	2.5	60	3.0	304	15.4	8	0.4	1	0.1	3	0.2
Washington	44	0.7	13	0.2	5,066	81.6	0	--	13	0.2	8	0.1
<b><u>5th Class Counties</u></b>												
Adams	15	2.6	17	2.9	18	3.1	2	0.3	5	0.9	0	--
Blair	16	2.4	4	0.6	41	6.2	0	--	5	0.8	1	0.2
Lawrence	2	0.7	3	1.0	7	2.4	0	--	0	--	0	--
Lebanon	25	1.9	49	3.8	34	2.6	19	1.5	3	0.2	2	0.2
Lycoming	39	6.1	27	4.2	82	12.7	5	0.8	10	1.6	3	0.5
Mercer	14	2.1	9	1.3	0	--	0	--	0	--	1	0.1
Northumberland	0	--	5	1.2	1	0.2	0	--	0	--	0	--

\* Includes certain decrees entered pursuant to the Municipal Claims and Tax Liens Act (53 P.S. §7101 et seq.) specific to Cities of the First Class.

Common Pleas Civil Action Civil Other - 2023 Processed

**Non-Trial:**

	Settlements	%	Default Judgments	%	Dismissed/ Discontinued	%	Administrative Purge	%	Dispositive Motions	%
<b><u>6th Class Counties</u></b>										
Armstrong	0	--	177	54.3	122	37.4	26	8.0	0	--
Bedford	13	4.8	86	31.7	92	33.9	0	--	0	--
Bradford	149	26.8	130	23.4	0	--	119	21.4	13	2.3
Carbon	152	22.6	181	26.9	174	25.9	0	--	11	1.6
Clarion	11	4.0	104	38.1	90	33.0	32	11.7	12	4.4
Clearfield	109	25.1	206	47.4	109	25.1	0	--	3	0.7
Clinton	33	10.2	84	26.0	177	54.8	4	1.2	1	0.3
Columbia	7	2.3	121	40.6	124	41.6	22	7.4	5	1.7
Crawford	48	8.5	194	34.4	182	32.3	67	11.9	22	3.9
Elk	4	1.8	69	30.3	77	33.8	11	4.8	40	17.5
Greene	45	10.3	71	16.2	134	30.6	24	5.5	1	0.2
Huntingdon	0	--	91	48.1	89	47.1	0	--	0	--
Indiana	31	6.7	132	28.4	189	40.6	64	13.8	0	--
Jefferson	32	10.2	108	34.4	102	32.5	22	7.0	28	8.9
McKean	3	1.4	102	46.8	81	37.2	0	--	4	1.8
Mifflin	13	4.9	96	36.5	90	34.2	25	9.5	0	--
Perry	28	22.8	29	23.6	54	43.9	0	--	0	--
Pike	12	2.2	110	20.4	191	35.4	190	35.2	0	--
Somerset	250	43.0	175	30.1	21	3.6	30	5.2	31	5.3
Susquehanna	8	2.2	84	22.6	125	33.6	16	4.3	57	15.3
Tioga	4	3.0	86	64.7	32	24.1	0	--	0	--
Venango	26	3.3	31	3.9	87	10.9	117	14.6	0	--
Warren	57	29.1	83	42.3	2	1.0	0	--	0	--
Wayne	68	12.2	156	28.0	221	39.7	0	--	22	3.9
<b><u>7th Class Counties</u></b>										
Juniata	2	5.9	0	--	21	61.8	0	--	0	--
Snyder	0	--	101	40.7	114	46.0	4	1.6	0	--
Union	34	13.8	52	21.1	50	20.2	88	35.6	1	0.4
Wyoming	12	3.3	77	21.0	69	18.9	19	5.2	0	--
<b><u>8th Class Counties</u></b>										
Cameron	9	14.8	16	26.2	19	31.1	3	4.9	6	9.8
Forest	2	7.4	5	18.5	15	55.6	0	--	0	--
Fulton	2	1.6	40	31.3	45	35.2	12	9.4	0	--
Montour	10	9.1	10	9.1	87	79.1	2	1.8	0	--
Potter	19	10.6	107	59.4	32	17.8	0	--	0	--
Sullivan	10	8.8	6	5.3	6	5.3	78	69.0	0	--

Common Pleas Civil Action Civil Other - 2023 Processed

	Decided by Arb. Board	%	Transf'd/ Withdrawn	%	Other	%	Moved to Inactive Status	%	Trial: Non-Jury Trial	%	Jury Trial	%
<b><u>6th Class Counties</u></b>												
Armstrong	1	0.3	0	--	0	--	0	--	0	--	0	--
Bedford	2	0.7	4	1.5	1	0.4	73	26.9	0	--	0	--
Bradford	16	2.9	9	1.6	117	21.0	0	--	2	0.4	1	0.2
Carbon	36	5.3	21	3.1	24	3.6	8	1.2	62	9.2	4	0.6
Clarion	1	0.4	4	1.5	17	6.2	0	--	2	0.7	0	--
Clearfield	3	0.7	4	0.9	0	--	0	--	0	--	1	0.2
Clinton	14	4.3	4	1.2	0	--	3	0.9	3	0.9	0	--
Columbia	8	2.7	0	--	9	3.0	0	--	0	--	2	0.7
Crawford	10	1.8	12	2.1	24	4.3	2	0.4	1	0.2	2	0.4
Elk	4	1.8	4	1.8	14	6.1	5	2.2	0	--	0	--
Greene	8	1.8	5	1.1	148	33.8	0	--	1	0.2	1	0.2
Huntingdon	0	--	0	--	9	4.8	0	--	0	--	0	--
Indiana	10	2.2	2	0.4	4	0.9	33	7.1	0	--	0	--
Jefferson	8	2.5	1	0.3	6	1.9	3	1.0	3	1.0	1	0.3
McKean	9	4.1	2	0.9	12	5.5	4	1.8	0	--	1	0.5
Mifflin	2	0.8	0	--	34	12.9	2	0.8	0	--	1	0.4
Perry	0	--	1	0.8	11	8.9	0	--	0	--	0	--
Pike	11	2.0	11	2.0	5	0.9	0	--	9	1.7	1	0.2
Somerset	13	2.2	11	1.9	22	3.8	23	4.0	5	0.9	0	--
Susquehanna	18	4.8	19	5.1	6	1.6	22	5.9	17	4.6	0	--
Tioga	0	--	2	1.5	9	6.8	0	--	0	--	0	--
Venango	2	0.3	0	--	537	67.1	0	--	0	--	0	--
Warren	0	--	0	--	54	27.6	0	--	0	--	0	--
Wayne	25	4.5	13	2.3	7	1.3	11	2.0	31	5.6	3	0.5
<b><u>7th Class Counties</u></b>												
Juniata	0	--	0	--	10	29.4	1	2.9	0	--	0	--
Snyder	0	--	4	1.6	23	9.3	2	0.8	0	--	0	--
Union	0	--	6	2.4	5	2.0	9	3.6	2	0.8	0	--
Wyoming	9	2.5	2	0.5	175	47.8	2	0.5	0	--	1	0.3
<b><u>8th Class Counties</u></b>												
Cameron	0	--	0	--	8	13.1	0	--	0	--	0	--
Forest	0	--	1	3.7	4	14.8	0	--	0	--	0	--
Fulton	3	2.3	1	0.8	24	18.8	0	--	1	0.8	0	--
Montour	0	--	1	0.9	0	--	0	--	0	--	0	--
Potter	1	0.6	2	1.1	18	10.0	0	--	1	0.6	0	--
Sullivan	0	--	1	0.9	12	10.6	0	--	0	--	0	--

Common Pleas Civil Action Civil Other - 2023 Age of Pending Cases

	0-6 months	%	7-12 months	%	13-18 months	%	19-24 months	%	25-30 months	%	31-36 months	%	37-42 months	%
<b><u>1st Class County</u></b>														
Philadelphia	10,379	40.2	6,858	26.6	3,184	12.3	1,367	5.3	802	3.1	581	2.2	893	3.5
<b><u>2nd Class County</u></b>														
Allegheny	4,672	38.7	1,980	16.4	1,513	12.5	1,118	9.3	683	5.7	472	3.9	374	3.1
<b><u>2A Class Counties</u></b>														
Bucks	1,632	39.6	778	18.9	550	13.3	346	8.4	237	5.8	176	4.3	189	4.6
Delaware	1,198	24.7	1,508	31.1	697	14.4	462	9.5	277	5.7	167	3.4	134	2.8
Lancaster	650	30.1	317	14.7	224	10.4	177	8.2	196	9.1	124	5.7	77	3.6
Montgomery	2,327	29.0	1,264	15.7	931	11.6	745	9.3	758	9.4	592	7.4	475	5.9
<b><u>3rd Class Counties</u></b>														
Berks	762	39.6	302	15.7	173	9.0	189	9.8	127	6.6	96	5.0	74	3.8
Chester	971	56.9	308	18.0	167	9.8	88	5.2	41	2.4	30	1.8	20	1.2
Cumberland	505	31.1	200	12.3	151	9.3	139	8.6	150	9.2	138	8.5	81	5.0
Dauphin	705	31.7	380	17.1	341	15.3	258	11.6	163	7.3	68	3.1	46	2.1
Erie	526	33.9	200	12.9	210	13.5	150	9.7	115	7.4	67	4.3	56	3.6
Lackawanna	764	35.4	391	18.1	297	13.8	239	11.1	134	6.2	73	3.4	60	2.8
Lehigh	1,008	51.0	367	18.6	181	9.2	106	5.4	101	5.1	63	3.2	30	1.5
Luzerne	1,089	32.1	431	12.7	421	12.4	331	9.7	463	13.6	289	8.5	133	3.9
Northampton	950	25.5	425	11.4	258	6.9	195	5.2	161	4.3	158	4.2	130	3.5
Westmoreland	674	29.4	448	19.6	335	14.6	234	10.2	194	8.5	102	4.5	67	2.9
York	903	34.3	430	16.3	325	12.3	252	9.6	215	8.2	108	4.1	83	3.2
<b><u>4th Class Counties</u></b>														
Beaver	353	79.0	53	11.9	19	4.3	15	3.4	6	1.3	1	0.2	0	--
Butler	346	28.6	199	16.4	189	15.6	138	11.4	125	10.3	56	4.6	37	3.1
Cambria	290	39.2	106	14.3	95	12.8	64	8.6	68	9.2	44	5.9	18	2.4
Centre	199	46.3	64	14.9	61	14.2	30	7.0	26	6.0	11	2.6	13	3.0
Fayette	321	37.8	128	15.1	126	14.8	75	8.8	69	8.1	35	4.1	30	3.5
Franklin	198	37.6	84	16.0	83	15.8	44	8.4	43	8.2	17	3.2	29	5.5
Monroe *	0	--	0	--	0	--	0	--	0	--	0	--	0	--
Schuylkill	344	36.3	184	19.4	153	16.1	99	10.4	65	6.9	40	4.2	11	1.2
Washington	481	37.2	227	17.5	145	11.2	77	6.0	57	4.4	37	2.9	44	3.4
<b><u>5th Class Counties</u></b>														
Adams	135	50.8	55	20.7	39	14.7	22	8.3	9	3.4	4	1.5	0	--
Blair	621	60.5	160	15.6	73	7.1	42	4.1	47	4.6	30	2.9	22	2.1
Lawrence	236	21.2	148	13.3	132	11.8	70	6.3	61	5.5	73	6.5	62	5.6
Lebanon	370	45.0	113	13.7	94	11.4	61	7.4	21	2.6	25	3.0	24	2.9
Lycoming	235	40.1	101	17.2	105	17.9	44	7.5	47	8.0	24	4.1	7	1.2
Mercer	201	39.2	84	16.4	80	15.6	34	6.6	36	7.0	18	3.5	16	3.1
Northumberland	189	17.5	102	9.4	68	6.3	58	5.4	58	5.4	41	3.8	54	5.0

\*Monroe County Age of Pending Civil Actions unavailable at time of publication.



Common Pleas Civil Action Civil Other - 2023 Age of Pending Cases

	43-48 months	%	49-54 months	%	55-60 months	%	61-66 months	%	67-72 months	%	over 72 months	%	Total
<b><u>1st Class County</u></b>													
Philadelphia	404	1.6	339	1.3	346	1.3	174	0.7	125	0.5	375	1.5	25,827
<b><u>2nd Class County</u></b>													
Allegheny	295	2.4	231	1.9	169	1.4	132	1.1	83	0.7	341	2.8	12,063
<b><u>2A Class Counties</u></b>													
Bucks	104	2.5	29	0.7	29	0.7	17	0.4	10	0.2	23	0.6	4,120
Delaware	120	2.5	99	2.0	53	1.1	35	0.7	34	0.7	64	1.3	4,848
Lancaster	91	4.2	91	4.2	64	3.0	28	1.3	33	1.5	89	4.1	2,161
Montgomery	272	3.4	212	2.6	98	1.2	46	0.6	33	0.4	284	3.5	8,037
<b><u>3rd Class Counties</u></b>													
Berks	34	1.8	39	2.0	33	1.7	22	1.1	21	1.1	53	2.8	1,925
Chester	14	0.8	15	0.9	6	0.4	6	0.4	4	0.2	37	2.2	1,707
Cumberland	68	4.2	15	0.9	31	1.9	45	2.8	34	2.1	66	4.1	1,623
Dauphin	35	1.6	38	1.7	23	1.0	19	0.9	7	0.3	144	6.5	2,227
Erie	53	3.4	50	3.2	23	1.5	17	1.1	21	1.4	65	4.2	1,553
Lackawanna	48	2.2	29	1.3	26	1.2	25	1.2	12	0.6	60	2.8	2,158
Lehigh	12	0.6	22	1.1	32	1.6	32	1.6	5	0.3	18	0.9	1,977
Luzerne	70	2.1	46	1.4	30	0.9	29	0.9	12	0.4	53	1.6	3,397
Northampton	107	2.9	130	3.5	75	2.0	67	1.8	64	1.7	1,001	26.9	3,721
Westmoreland	50	2.2	53	2.3	45	2.0	24	1.0	16	0.7	47	2.1	2,289
York	86	3.3	72	2.7	46	1.7	32	1.2	25	0.9	56	2.1	2,633
<b><u>4th Class Counties</u></b>													
Beaver	0	--	0	--	0	--	0	--	0	--	0	--	447
Butler	38	3.1	22	1.8	11	0.9	19	1.6	9	0.7	21	1.7	1,210
Cambria	15	2.0	10	1.4	9	1.2	3	0.4	4	0.5	14	1.9	740
Centre	5	1.2	5	1.2	2	0.5	3	0.7	2	0.5	9	2.1	430
Fayette	15	1.8	17	2.0	14	1.6	10	1.2	2	0.2	7	0.8	849
Franklin	4	0.8	11	2.1	4	0.8	5	1.0	0	--	4	0.8	526
Monroe *	0	--	0	--	0	--	0	--	0	--	0	--	0
Schuylkill	8	0.8	6	0.6	4	0.4	10	1.1	8	0.8	16	1.7	948
Washington	33	2.6	49	3.8	42	3.2	18	1.4	16	1.2	68	5.3	1,294
<b><u>5th Class Counties</u></b>													
Adams	1	0.4	1	0.4	0	--	0	--	0	--	0	--	266
Blair	7	0.7	7	0.7	2	0.2	4	0.4	6	0.6	6	0.6	1,027
Lawrence	34	3.0	37	3.3	34	3.0	26	2.3	29	2.6	173	15.5	1,115
Lebanon	17	2.1	18	2.2	10	1.2	9	1.1	6	0.7	54	6.6	822
Lycoming	9	1.5	2	0.3	6	1.0	1	0.2	2	0.3	3	0.5	586
Mercer	10	1.9	5	1.0	4	0.8	3	0.6	2	0.4	20	3.9	513
Northumberland	28	2.6	43	4.0	50	4.6	40	3.7	71	6.6	279	25.8	1,081

\*Monroe County Age of Pending Civil Actions unavailable at time of publication.

Common Pleas Civil Action Civil Other - 2023 Age of Pending Cases

	0-6 months		7-12 months		13-18 months		19-24 months		25-30 months		31-36 months		37-42 months	
	months	%	months	%	months	%	months	%	months	%	months	%	months	%
<b><u>6th Class Counties</u></b>														
Armstrong	89	29.8	63	21.1	50	16.7	29	9.7	16	5.4	15	5.0	16	5.4
Bedford	71	20.2	29	8.2	36	10.2	19	5.4	29	8.2	12	3.4	10	2.8
Bradford	80	26.3	31	10.2	34	11.2	17	5.6	28	9.2	26	8.6	10	3.3
Carbon *	0	--	0	--	0	--	0	--	0	--	0	--	0	--
Clarion	53	36.3	19	13.0	17	11.6	20	13.7	12	8.2	5	3.4	9	6.2
Clearfield	169	27.0	79	12.6	63	10.1	39	6.2	62	9.9	57	9.1	30	4.8
Clinton	71	67.6	14	13.3	12	11.4	5	4.8	1	1.0	0	--	1	1.0
Columbia	150	42.4	78	22.0	74	20.9	30	8.5	15	4.2	7	2.0	0	--
Crawford	134	37.5	47	13.2	31	8.7	25	7.0	29	8.1	38	10.6	9	2.5
Elk	42	32.8	22	17.2	24	18.8	16	12.5	8	6.3	7	5.5	2	1.6
Greene	97	47.3	22	10.7	24	11.7	13	6.3	17	8.3	6	2.9	4	2.0
Huntingdon	54	19.7	19	6.9	31	11.3	19	6.9	23	8.4	23	8.4	14	5.1
Indiana	137	24.2	54	9.6	60	10.6	37	6.5	46	8.1	49	8.7	38	6.7
Jefferson	83	50.0	31	18.7	16	9.6	11	6.6	9	5.4	8	4.8	0	--
McKean	58	53.7	16	14.8	15	13.9	10	9.3	4	3.7	3	2.8	0	--
Mifflin	56	46.3	16	13.2	14	11.6	10	8.3	4	3.3	5	4.1	5	4.1
Perry	72	11.2	37	5.8	48	7.5	40	6.2	50	7.8	39	6.1	30	4.7
Pike	240	50.3	119	24.9	59	12.4	20	4.2	15	3.1	18	3.8	3	0.6
Somerset	152	39.4	66	17.1	61	15.8	38	9.8	21	5.4	18	4.7	7	1.8
Susquehanna	46	44.2	16	15.4	15	14.4	3	2.9	5	4.8	4	3.8	3	2.9
Tioga	39	27.7	22	15.6	30	21.3	14	9.9	7	5.0	12	8.5	2	1.4
Venango	91	25.3	59	16.4	62	17.3	21	5.8	7	1.9	12	3.3	8	2.2
Warren	61	29.6	27	13.1	15	7.3	13	6.3	13	6.3	15	7.3	14	6.8
Wayne	120	50.2	45	18.8	37	15.5	16	6.7	11	4.6	6	2.5	2	0.8
<b><u>7th Class Counties</u></b>														
Juniata	27	7.7	11	3.1	15	4.3	15	4.3	7	2.0	11	3.1	9	2.6
Snyder	40	35.4	20	17.7	15	13.3	12	10.6	11	9.7	8	7.1	2	1.8
Union	47	45.6	19	18.4	12	11.7	8	7.8	5	4.9	0	--	1	1.0
Wyoming	32	24.1	21	15.8	8	6.0	20	15.0	18	13.5	7	5.3	9	6.8
<b><u>8th Class Counties</u></b>														
Cameron	5	17.9	3	10.7	5	17.9	4	14.3	3	10.7	5	17.9	1	3.6
Forest	11	22.9	6	12.5	4	8.3	3	6.3	4	8.3	7	14.6	4	8.3
Fulton	15	32.6	6	13.0	14	30.4	4	8.7	3	6.5	1	2.2	0	--
Montour	38	17.9	25	11.8	28	13.2	33	15.6	27	12.7	11	5.2	22	10.4
Potter	24	34.3	12	17.1	15	21.4	12	17.1	3	4.3	2	2.9	0	--
Sullivan	6	37.5	5	31.3	1	6.3	2	12.5	0	--	0	--	0	--

\*Carbon County Age of Pending Civil Actions unavailable at time of publication.

Common Pleas Civil Action Civil Other - 2023 Age of Pending Cases

	43-48 months	%	49-54 months	%	55-60 months	%	61-66 months	%	67-72 months	%	over 72 months	%	Total
<b><u>6th Class Counties</u></b>													
Armstrong	8	2.7	5	1.7	4	1.3	0	--	0	--	4	1.3	299
Bedford	4	1.1	14	4.0	11	3.1	9	2.6	5	1.4	103	29.3	352
Bradford	14	4.6	13	4.3	7	2.3	7	2.3	3	1.0	34	11.2	304
Carbon *	0	--	0	--	0	--	0	--	0	--	0	--	0
Clarion	3	2.1	4	2.7	2	1.4	2	1.4	0	--	0	--	146
Clearfield	9	1.4	20	3.2	31	5.0	10	1.6	5	0.8	52	8.3	626
Clinton	1	1.0	0	--	0	--	0	--	0	--	0	--	105
Columbia	0	--	0	--	0	--	0	--	0	--	0	--	354
Crawford	8	2.2	8	2.2	8	2.2	4	1.1	6	1.7	10	2.8	357
Elk	2	1.6	2	1.6	1	0.8	0	--	0	--	2	1.6	128
Greene	7	3.4	6	2.9	1	0.5	1	0.5	2	1.0	5	2.4	205
Huntingdon	14	5.1	19	6.9	16	5.8	13	4.7	7	2.6	22	8.0	274
Indiana	32	5.7	28	5.0	28	5.0	13	2.3	16	2.8	27	4.8	565
Jefferson	1	0.6	2	1.2	3	1.8	1	0.6	0	--	1	0.6	166
McKean	0	--	2	1.9	0	--	0	--	0	--	0	--	108
Mifflin	3	2.5	1	0.8	2	1.7	3	2.5	0	--	2	1.7	121
Perry	33	5.1	27	4.2	22	3.4	13	2.0	16	2.5	216	33.6	643
Pike	2	0.4	0	--	1	0.2	0	--	0	--	0	--	477
Somerset	11	2.8	2	0.5	3	0.8	4	1.0	0	--	3	0.8	386
Susquehanna	1	1.0	2	1.9	2	1.9	4	3.8	0	--	3	2.9	104
Tioga	2	1.4	2	1.4	4	2.8	0	--	0	--	7	5.0	141
Venango	11	3.1	20	5.6	17	4.7	13	3.6	11	3.1	27	7.5	359
Warren	9	4.4	7	3.4	5	2.4	9	4.4	4	1.9	14	6.8	206
Wayne	1	0.4	1	0.4	0	--	0	--	0	--	0	--	239
<b><u>7th Class Counties</u></b>													
Juniata	9	2.6	14	4.0	17	4.9	11	3.1	8	2.3	196	56.0	350
Snyder	2	1.8	2	1.8	0	--	0	--	0	--	1	0.9	113
Union	3	2.9	4	3.9	1	1.0	1	1.0	1	1.0	1	1.0	103
Wyoming	13	9.8	2	1.5	0	--	0	--	1	0.8	2	1.5	133
<b><u>8th Class Counties</u></b>													
Cameron	0	--	0	--	0	--	0	--	0	--	2	7.1	28
Forest	6	12.5	0	--	2	4.2	0	--	1	2.1	0	--	48
Fulton	0	--	0	--	1	2.2	0	--	0	--	2	4.3	46
Montour	8	3.8	7	3.3	7	3.3	0	--	2	0.9	4	1.9	212
Potter	0	--	0	--	0	--	0	--	0	--	2	2.9	70
Sullivan	0	--	2	12.5	0	--	0	--	0	--	0	--	16

\*Carbon County Age of Pending Civil Actions unavailable at time of publication.

---

---

## CIVIL

*... cases in which the plaintiff requests enforcement or protection of a right or the remedy for, or prevention of a wrong done by the defendant.*

<b>Age of Pending Cases</b>	A breakdown of the caseload by the interval of time elapsed from the date of first filing to year's end.
<b>Arbitration Appeal</b>	A category for civil cases appealed de novo from an arbitration award.
<b>Cases Processed</b>	Disposition categories include:  <b>Cases Decided by an Arbitration Board:</b> Civil Actions decided by a Board of Arbitrators following an evidentiary hearing.  <b>Default Judgments:</b> Judgments entered against a party who failed to defend against a claim that has been brought by another party.  <b>Dismissed/Discontinued:</b> A disposition category for cases dismissed or discontinued.  <b>Dispositive Motions:</b> Motions seeking a court order that entirely disposes of one or more claims in favor of the moving party without further court proceedings.  <b>Jury Trial:</b> A disposition category for cases resolved by the verdict of a jury.  <b>Moved to Inactive Status:</b> Cases removed from the pending inventory that have been administratively classified as inactive.  <b>Non-Jury Trial:</b> A disposition category for cases resolved by the verdict of a judge.  <b>Other:</b> A residual disposition category for cases that cannot be counted in the disposition categories listed.  <b>Pa.R.C.P. 230.2 Administrative Review:</b> Civil cases that are terminated due to inactivity after a reasonable period of time, as dictated by rule.  <b>Settlements:</b> A disposition category for cases in which litigants reach an agreement resolving the dispute.  <b>Transferred/Withdrawn:</b> Transferred - cases that have been assigned to another jurisdiction. Withdrawn - cases in which the plaintiff has retracted their filing before the court.
<b>Cases Transferred In</b>	Civil cases transferred from another jurisdiction.
<b>Civil Action</b>	A category of civil cases in which an action is brought to enforce, redress or protect private rights.

---

<b>Civil Other</b>	A residual category of civil cases which are not Civil Actions. Included in this category are mandamus, replevin, mortgage foreclosure, etc.
<b>Civil Appeals</b>	<p>Cases in which the party filing in the court of common pleas is disputing the decision from an administrative agency. Administrative agencies include the Board of Assessment, the County Board of Elections, the Department of Transportation and the Zoning Board. Cases may be appealed from a Magisterial District Judge or Philadelphia Municipal Court Judge, a board of arbitrators or an administrative agency.</p> <p><b>Statutory Appeal: Other</b> - a residual case type category of civil appeals; the challenge to an action specifically provided for by statute.</p> <p><b>Other</b> - a residual case type category for civil appeals that cannot be counted in the listed categories.</p>
<b>Contract</b>	<p>Civil cases involving a dispute over an express or implied agreement between two or more parties:</p> <p><b>Buyer Plaintiff</b> - cases where a plaintiff/buyer of goods or services brings suit against a defendant/seller of goods or services for failure to either deliver the goods or services or to honor a warranty as promised in an express or implied agreement.</p> <p><b>Debt Collection: Credit Card</b> - cases where the plaintiff brings suit against a defendant for failure to pay for the goods or services as promised in either an express or implied credit card agreement/contract.</p> <p><b>Debt Collection: Other</b> - a residual case type category for debt collection that cannot be counted as an attempt to collect a credit card debt.</p> <p><b>Employment Dispute: Discrimination</b> - cases in which the plaintiff/employee alleges that the defendant/employer denied hiring, salary increases, or other forms of advancement based on the employee's race, gender, national origin, or sexual orientation.</p> <p><b>Employment Dispute: Other</b> - cases involving allegations other than discrimination, for instance wrongful termination.</p> <p><b>Other</b> - a residual case type category for contract cases that cannot be counted in the listed categories, for instance fraud, bad faith.</p>
<b>Docketed Cases</b>	The number of cases which have been filed in the prothonotary's office and are intended to be litigated.
<b>Mass Tort</b>	<p>A civil action case that involves numerous plaintiffs suing one or several defendants for an action arising from negligence on the part of the defendant/defendants.</p> <p><b>Other</b> - a residual case type category for mass tort cases that cannot be counted in the listed categories.</p>

---

---

---

**Miscellaneous**

Civil cases that cannot be counted in the case type categories listed:

**Common Law/Statutory Arbitration:**

**Common Law Arbitration** - elements of the arbitration process that are governed by common law.

**Statutory Arbitration** - elements of the arbitration process that are dictated by statute.

**Declaratory Judgment** - cases in which the plaintiff is seeking a decision from the court deciding the legal rights, duties or status of the parties.

**Mandamus** - cases in which the plaintiff seeks to force an official to perform an act he/she is legally required to do. The purpose is only to enforce rights already established.

**Non-Domestic Relations Restraining Order** - cases in which a petition for a restraining order is not the result of a domestic altercation. Cases reported in this category include petitions filed under the Protection from Sexual Violence & Intimidation Act (42 Pa.C.S. §62A).

**Other** - a residual case type category for miscellaneous cases that cannot be counted in the listed categories.

**Quo Warranto** - cases in which the plaintiff seeks to challenge an individual's right to hold a public or corporate office.

**Replevin** - cases in which the plaintiff seeks to recover goods or other property from a defendant who has wrongfully taken or retained them.

**Professional Liability**

Malpractice tort cases in which the defendant is alleged to have failed to provide reasonable professional care, attention, or skill to their patient/client thereby causing physical and/or financial harm:

**Dental** - cases that allege misconduct or negligence by a person in the dental profession acting in their professional capacity.

**Legal** - cases that allege misconduct or negligence by a person in the legal profession acting in their professional capacity.

**Medical** - cases that allege misconduct or negligence by a person in the medical profession acting in their professional capacity.

**Other Professional** - malpractice cases that allege misconduct or negligence by a person other than those previously specified such as accountants and architects.

---

---

## Real Property

Civil cases involving disputes over the ownership, use, boundaries, or value of real property. Real property is land and the things attached to it:

**Ejectment** - cases where the plaintiff brings suit in order to recover possession of land.

**Eminent Domain** - cases where property is taken by the government and the property owner files suit to halt the action.

**Ground Rent** - cases in which the plaintiff/landlord seeks to recover rent paid for the use of land.

**Landlord/Tenant Dispute** - cases where the plaintiff alleges a breach of the lease agreement between a landlord and a tenant, such as eviction.

**Mortgage Foreclosure: Residential/Commercial** - cases in which a mortgage holder such as a bank or finance company brings suit to take possession of and sell the mortgaged property to satisfy a debt.

**Other** - a residual case type category for real property cases that cannot be counted in the listed categories, such as alleged violations of housing code, mobile park evictions.

**Partition** - cases where the plaintiff brings suit in order to obtain a court ordered division of jointly owned real property.

**Quiet Title** - cases in which the plaintiff sues to have the court resolve conflicts over real property.

## Returned to Active

Cases previously deemed “inactive” that are being brought back into the pending inventory.

## Tort

A civil wrong arising from an act or failure to act, independent of a contract, for which an action for personal injury or property damages may be brought:

**Intentional** - cases in which injury to property or person is alleged to have been willfully done.

**Malicious Prosecution** - intentionally initiating a legal action that is brought without probable cause.

**Motor Vehicle** - cases involving personal injury, property damage, or wrongful death resulting from alleged negligence while operating a motor vehicle.

**Nuisance** - cases which involve activities that are unreasonable, unwarranted or unlawful, such as excess noise, traffic increase, and public disturbances.

**Other** - a residual case type category for tort cases that cannot be counted in the listed categories.

---

---

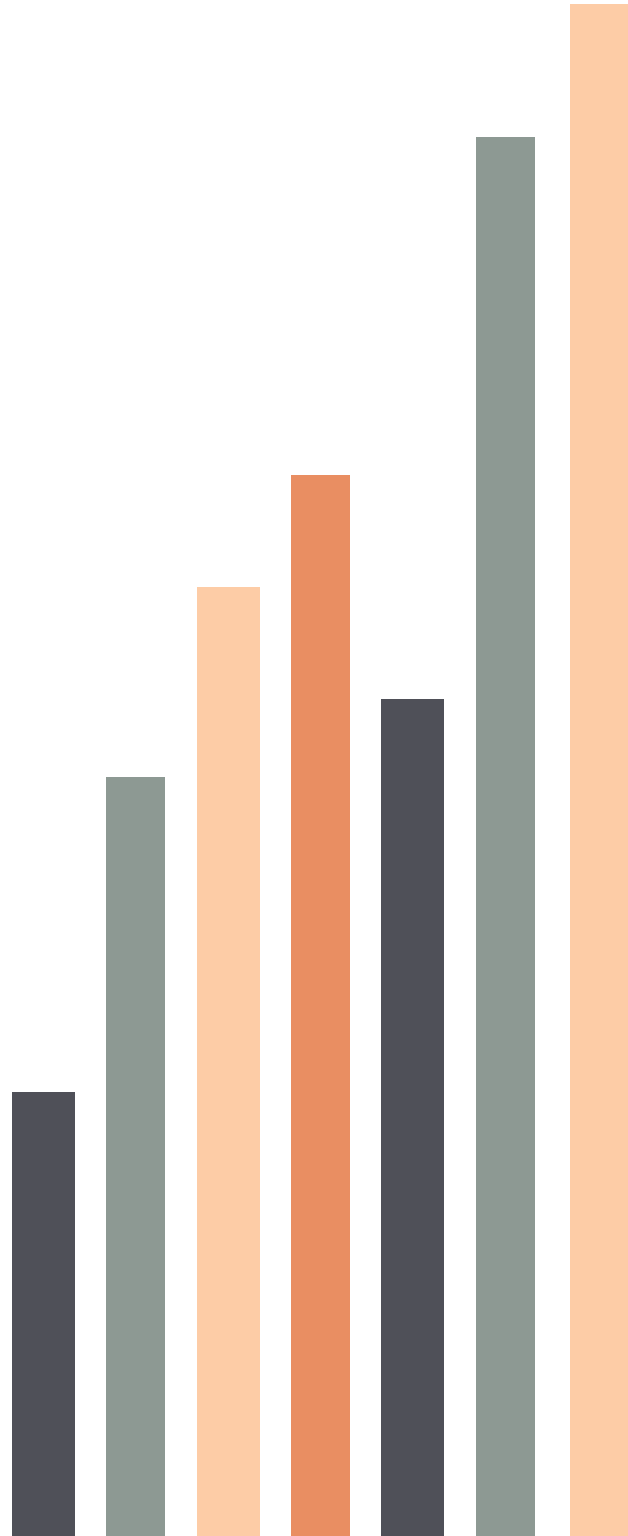
**Premises Liability** - cases involving claims brought against the owner of real property where the condition of the property is alleged to be the cause of personal injury.

**Product Liability** - cases involving the alleged responsibility of a vendor or manufacturer of goods to compensate for injury caused by defective merchandise.

**Slander/Libel/Defamation** - cases alleging harm to the reputation, community standing or livelihood of the plaintiff caused by false or misleading statements made by the defendant.



# Domestic Relations Section



# 2023 Common Pleas State Totals Protection From Abuse

**Cases Pending 1/1/23** 11,775 <sup>(R)</sup>

New Cases Filed 41,736

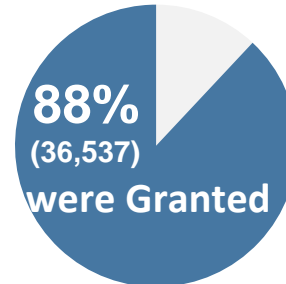
**Of the New Cases Filed:**

**Cases Available for Processing** 53,511

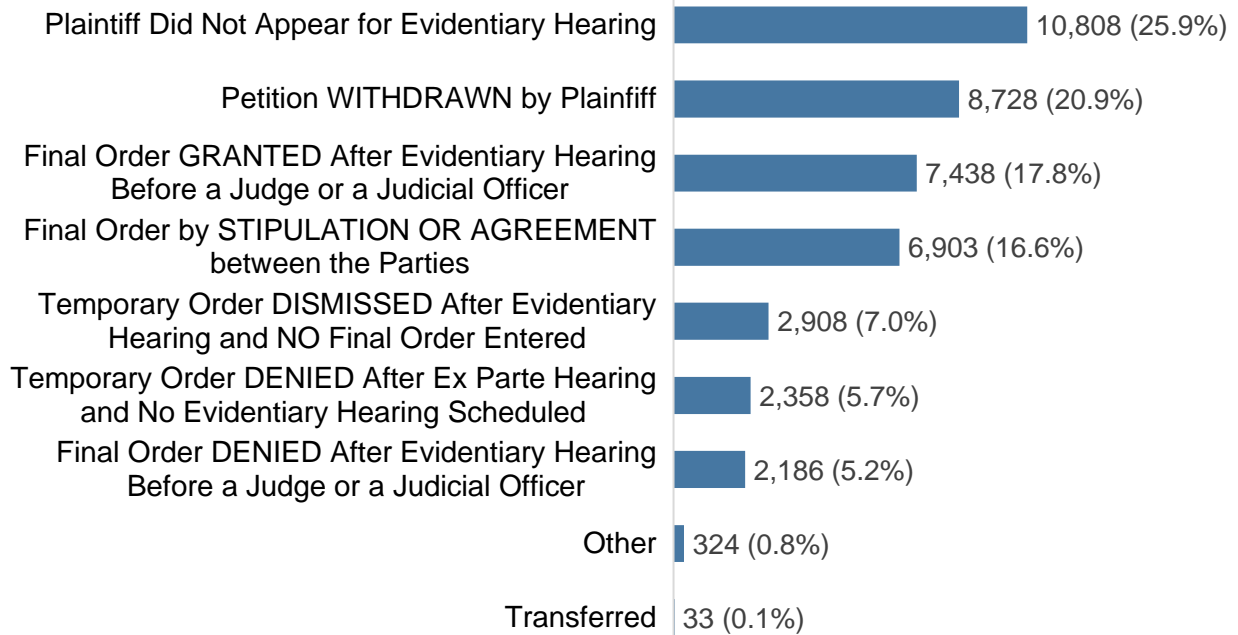
Temporary Orders Requested 41,516

**Cases Processed** 41,686

**Cases Pending 12/31/23** 11,825



**Processed Due To:**



(R) - Revised

\*Lancaster - The combined number of Temporary Orders Denied and Granted does NOT equal the number of Petitions Requesting Temporary Orders due to Petitions that decide not to proceed prior to an initial hearing.

\*Tioga County data unavailable at time of Publication.

Family Court Caseload - 2023 Protection From Abuse Filings

	Begin Pending	New Cases Filed	Cases Processed	End Pending	Of the New Cases Filed:					
					Petitions Requesting Temporary Orders	%	Temporary Orders Denied	%	Temporary Orders Granted	%
<b><u>1st Class County</u></b>										
Philadelphia	4,305	8,233	8,851	3,687	8,233	100.0	102	1.2	8,131	98.8
<b><u>2nd Class County</u></b>										
Allegheny	106	3,786	3,584	308	3,786	100.0	420	11.1	3,366	88.9
<b><u>2A Class Counties</u></b>										
Bucks	8	842	823	27	818	97.1	142	17.4	676	82.6
Delaware	1,037	2,202	2,232	1,007	2,202	100.0	475	21.6	1,727	78.4
Lancaster *	170	1,028	1,033	165	1,028	100.0	86	8.4	938	91.2
Montgomery	558	1,852	1,955	455	1,852	100.0	120	6.5	1,732	93.5
<b><u>3rd Class Counties</u></b>										
Berks	196	1,891	1,815	272	1,891	100.0	380	20.1	1,511	79.9
Chester	629	632	590	671	632	100.0	37	5.9	595	94.1
Cumberland	419	550	463	506	535	97.3	134	25.0	401	75.0
Dauphin	116	1,178	1,212	82	1,174	99.7	231	19.7	943	80.3
Erie	127	816	784	159	782	95.8	231	29.5	551	70.5
Lackawanna	1,942 (R)	1,058	839	2,161	1,058	100.0	163	15.4	895	84.6
Lehigh	78	1,567	1,589	56	1,567	100.0	232	14.8	1,335	85.2
Luzerne	106	1,736	1,807	35	1,736	100.0	287	16.5	1,449	83.5
Northampton	27	1,088	1,103	12	1,088	100.0	117	10.8	971	89.2
Westmoreland	177 (R)	861	871	167	861	100.0	73	8.5	788	91.5
York	73	1,694	1,643	124	1,582	93.4	282	17.8	1,300	82.2
<b><u>4th Class Counties</u></b>										
Beaver	130	451	466	115	451	100.0	62	13.7	389	86.3
Butler	76	403	368	111	403	100.0	42	10.4	361	89.6
Cambria	27	341	346	22	341	100.0	112	32.8	229	67.2
Centre	61	270	255	76	268	99.3	27	10.1	241	89.9
Fayette	49	662	651	60	662	100.0	112	16.9	550	83.1
Franklin	1	231	212	20	231	100.0	32	13.9	199	86.1
Monroe	45	556	570	31	556	100.0	72	12.9	484	87.1
Schuylkill	55	433	418	70	433	100.0	30	6.9	403	93.1
Washington	62	635	643	54	635	100.0	64	10.1	571	89.9
<b><u>5th Class Counties</u></b>										
Adams	33	209	209	33	209	100.0	31	14.8	178	85.2
Blair	163	516	507	172	516	100.0	19	3.7	497	96.3
Lawrence	183	400	344	239	400	100.0	52	13.0	348	87.0
Lebanon	64	498	492	70	498	100.0	64	12.9	434	87.1
Lycoming	30	581	610	1	581	100.0	78	13.4	503	86.6
Mercer	35	434	430	39	434	100.0	95	21.9	339	78.1
Northumberland	12	391	383	20	373	95.4	55	14.7	318	85.3

(R) - Revised

\*See note on Page 46

Family Court Caseload - 2023 Protection From Abuse Filings

	Begin Pending	New Cases Filed	Cases Processed	End Pending	Of the New Cases Filed:					
					Petitions Requesting Temporary Orders	%	Temporary Orders Denied	%	Temporary Orders Granted	%
<b><u>6th Class Counties</u></b>										
Armstrong	27	159	158	28	159	100.0	2	1.3	157	98.7
Bedford	26	52	62	16	52	100.0	5	9.6	47	90.4
Bradford	27	300	306	21	300	100.0	86	28.7	214	71.3
Carbon	24	322	311	35	322	100.0	47	14.6	275	85.4
Clarion	2	38	38	2	38	100.0	1	2.6	37	97.4
Clearfield	5	99	100	4	99	100.0	0	--	99	100.0
Clinton	29	134	95	68	134	100.0	29	21.6	105	78.4
Columbia	102	219	219	102	219	100.0	8	3.7	211	96.3
Crawford	7	149	149	7	149	100.0	4	2.7	145	97.3
Elk	2	58	58	2	58	100.0	20	34.5	38	65.5
Greene	29	137	155	11	137	100.0	55	40.1	82	59.9
Huntingdon	37	160	129	68	160	100.0	26	16.3	134	83.8
Indiana	15	236	243	8	236	100.0	0	--	236	100.0
Jefferson	8	54	53	9	54	100.0	6	11.1	48	88.9
McKean	45	90	87	48	88	97.8	2	2.3	86	97.7
Mifflin	9 (R)	74	69	14	74	100.0	3	4.1	71	95.9
Perry	10	100	105	5	100	100.0	9	9.0	91	91.0
Pike	35	161	157	39	161	100.0	70	43.5	91	56.5
Somerset	21	149	159	11	149	100.0	1	0.7	148	99.3
Susquehanna	4	188	180	12	187	99.5	14	7.5	173	92.5
Tioga *	0 (R)	0	0	0	0	--	0	--	0	--
Venango	131	137	72	196	137	100.0	11	8.0	126	92.0
Warren	19	129	134	14	128	99.2	6	4.7	122	95.3
Wayne	16	176	169	23	176	100.0	42	23.9	134	76.1
<b><u>7th Class Counties</u></b>										
Juniata	5	18	14	9	18	100.0	1	5.6	17	94.4
Snyder	6	84	86	4	82	97.6	17	20.7	65	79.3
Union	9	70	74	5	65	92.9	6	9.2	59	90.8
Wyoming	1	73	71	3	73	100.0	30	41.1	43	58.9
<b><u>8th Class Counties</u></b>										
Cameron	0	6	5	1	6	100.0	2	33.3	4	66.7
Forest	0	9	8	1	9	100.0	1	11.1	8	88.9
Fulton	4	30	34	0	30	100.0	4	13.3	24	80.0
Montour	12	47	37	22	47	100.0	1	2.1	46	97.9
Potter	2	41	35	8	41	100.0	3	7.3	38	92.7
Sullivan	6 (R)	12	16	2	12	100.0	2	16.7	10	83.3

(R) - Revised

\*See note on Page 46

Family Court Caseload - 2023 Protection From Abuse Processed

	Final Order				Temporary Order				Plaintiff Did Not Appear	
	Granted	%	Denied	%	Dismissed	%	Denied	%	Not Appear	%
<b><u>1st Class County</u></b>										
Philadelphia	1,239	14.0	63	0.7	586	6.6	0	--	4,874	55.1
<b><u>2nd Class County</u></b>										
Allegheny	604	16.9	90	2.5	0	--	277	7.7	751	21.0
<b><u>2A Class Counties</u></b>										
Bucks	135	16.4	174	21.1	0	--	0	--	56	6.8
Delaware	203	9.1	191	8.6	0	--	148	6.6	909	40.7
Lancaster	175	16.9	16	1.5	25	2.4	10	1.0	283	27.4
Montgomery	251	12.8	148	7.6	0	--	69	3.5	307	15.7
<b><u>3rd Class Counties</u></b>										
Berks	198	10.9	0	--	329	18.1	380	20.9	351	19.3
Chester	101	17.1	84	14.2	244	41.4	24	4.1	15	2.5
Cumberland	106	22.9	30	6.5	23	5.0	4	0.9	36	7.8
Dauphin	343	28.3	163	13.4	35	2.9	126	10.4	219	18.1
Erie	134	17.1	64	8.2	0	--	231	29.5	100	12.8
Lackawanna	144	17.2	67	8.0	0	--	0	--	141	16.8
Lehigh	260	16.4	14	0.9	202	12.7	97	6.1	358	22.5
Luzerne	307	17.0	178	9.9	10	0.6	70	3.9	259	14.3
Northampton	265	24.0	42	3.8	413	37.4	40	3.6	152	13.8
Westmoreland	198	22.7	0	--	116	13.3	73	8.4	200	23.0
York	337	20.5	157	9.6	29	1.8	47	2.9	325	19.8
<b><u>4th Class Counties</u></b>										
Beaver	44	9.4	7	1.5	202	43.3	60	12.9	101	21.7
Butler	52	14.1	24	6.5	102	27.7	42	11.4	76	20.7
Cambria	51	14.7	24	6.9	47	13.6	61	17.6	8	2.3
Centre	53	20.8	15	5.9	52	20.4	5	2.0	21	8.2
Fayette	90	13.8	41	6.3	0	--	46	7.1	164	25.2
Franklin	42	19.8	37	17.5	64	30.2	18	8.5	2	0.9
Monroe	86	15.1	55	9.6	0	--	6	1.1	133	23.3
Schuylkill	91	21.8	45	10.8	8	1.9	28	6.7	87	20.8
Washington	125	19.4	31	4.8	11	1.7	36	5.6	82	12.8
<b><u>5th Class Counties</u></b>										
Adams	40	19.1	9	4.3	0	--	25	12.0	14	6.7
Blair	153	30.2	7	1.4	34	6.7	0	--	62	12.2
Lawrence	84	24.4	5	1.5	42	12.2	37	10.8	109	31.7
Lebanon	94	19.1	20	4.1	10	2.0	46	9.3	93	18.9
Lycoming	105	17.2	30	4.9	3	0.5	46	7.5	71	11.6
Mercer	169	39.3	79	18.4	0	--	3	0.7	35	8.1
Northumberland	122	31.9	52	13.6	7	1.8	49	12.8	60	15.7

Family Court Caseload - 2023 Protection From Abuse Processed

	Petition Withdrawn	%	Stipulation or Agreement	%	Other	%	Transferred	%	Cases Processed
<b><u>1st Class County</u></b>									
Philadelphia	1,215	13.7	815	9.2	59	0.7	0	--	8,851
<b><u>2nd Class County</u></b>									
Allegheny	1,349	37.6	510	14.2	0	--	3	0.1	3,584
<b><u>2A Class Counties</u></b>									
Bucks	266	32.3	192	23.3	0	--	0	--	823
Delaware	584	26.2	196	8.8	0	--	1	<0.1	2,232
Lancaster	374	36.2	150	14.5	0	--	0	--	1,033
Montgomery	539	27.6	641	32.8	0	--	0	--	1,955
<b><u>3rd Class Counties</u></b>									
Berks	353	19.4	204	11.2	0	--	0	--	1,815
Chester	10	1.7	112	19.0	0	--	0	--	590
Cumberland	150	32.4	110	23.8	1	0.2	3	0.6	463
Dauphin	145	12.0	175	14.4	6	0.5	0	--	1,212
Erie	49	6.3	206	26.3	0	--	0	--	784
Lackawanna	289	34.4	198	23.6	0	--	0	--	839
Lehigh	349	22.0	306	19.3	0	--	3	0.2	1,589
Luzerne	429	23.7	458	25.3	96	5.3	0	--	1,807
Northampton	80	7.3	111	10.1	0	--	0	--	1,103
Westmoreland	212	24.3	72	8.3	0	--	0	--	871
York	303	18.4	445	27.1	0	--	0	--	1,643
<b><u>4th Class Counties</u></b>									
Beaver	24	5.2	28	6.0	0	--	0	--	466
Butler	25	6.8	47	12.8	0	--	0	--	368
Cambria	33	9.5	121	35.0	1	0.3	0	--	346
Centre	40	15.7	35	13.7	34	13.3	0	--	255
Fayette	154	23.7	156	24.0	0	--	0	--	651
Franklin	27	12.7	22	10.4	0	--	0	--	212
Monroe	90	15.8	200	35.1	0	--	0	--	570
Schuylkill	97	23.2	59	14.1	3	0.7	0	--	418
Washington	160	24.9	198	30.8	0	--	0	--	643
<b><u>5th Class Counties</u></b>									
Adams	57	27.3	63	30.1	1	0.5	0	--	209
Blair	178	35.1	73	14.4	0	--	0	--	507
Lawrence	46	13.4	21	6.1	0	--	0	--	344
Lebanon	109	22.2	101	20.5	3	0.6	16	3.3	492
Lycoming	114	18.7	241	39.5	0	--	0	--	610
Mercer	132	30.7	12	2.8	0	--	0	--	430
Northumberland	68	17.8	0	--	25	6.5	0	--	383

Family Court Caseload - 2023 Protection From Abuse Processed

	Final Order				Temporary Order				Plaintiff Did Not Appear	
	Granted	%	Denied	%	Dismissed	%	Denied	%	Plaintiff Did Not Appear	%
<b><u>6th Class Counties</u></b>										
Armstrong	35	22.2	5	3.2	0	--	1	0.6	1	0.6
Bedford	7	11.3	0	--	1	1.6	0	--	8	12.9
Bradford	61	19.9	0	--	39	12.7	81	26.5	60	19.6
Carbon	78	25.1	49	15.8	1	0.3	0	--	85	27.3
Clarion	31	81.6	0	--	2	5.3	1	2.6	0	--
Clearfield	41	41.0	15	15.0	0	--	0	--	0	--
Clinton	19	20.0	13	13.7	56	58.9	0	--	3	3.2
Columbia	111	50.7	1	0.5	7	3.2	1	0.5	6	2.7
Crawford	21	14.1	9	6.0	0	--	0	--	19	12.8
Elk	10	17.2	6	10.3	2	3.4	8	13.8	6	10.3
Greene	11	7.1	3	1.9	6	3.9	41	26.5	21	13.5
Huntingdon	32	24.8	8	6.2	38	29.5	0	--	16	12.4
Indiana	44	18.1	0	--	53	21.8	0	--	0	--
Jefferson	21	39.6	5	9.4	1	1.9	5	9.4	1	1.9
McKean	52	59.8	2	2.3	0	--	2	2.3	13	14.9
Mifflin	13	18.8	7	10.1	15	21.7	1	1.4	3	4.3
Perry	47	44.8	1	1.0	27	25.7	5	4.8	1	1.0
Pike	34	21.7	6	3.8	1	0.6	47	29.9	21	13.4
Somerset	13	8.2	6	3.8	5	3.1	0	--	18	11.3
Susquehanna	82	45.6	42	23.3	4	2.2	5	2.8	5	2.8
Tioga *	0	--	0	--	0	--	0	--	0	--
Venango	54	75.0	7	9.7	0	--	0	--	1	1.4
Warren	45	33.6	13	9.7	7	5.2	6	4.5	5	3.7
Wayne	33	19.5	5	3.0	2	1.2	1	0.6	53	31.4
<b><u>7th Class Counties</u></b>										
Juniata	3	21.4	0	--	2	14.3	0	--	0	--
Snyder	19	22.1	6	7.0	3	3.5	8	9.3	3	3.5
Union	35	47.3	2	2.7	19	25.7	6	8.1	1	1.4
Wyoming	19	26.8	3	4.2	4	5.6	30	42.3	1	1.4
<b><u>8th Class Counties</u></b>										
Cameron	1	20.0	0	--	0	--	1	20.0	0	--
Forest	6	75.0	1	12.5	0	--	0	--	0	--
Fulton	20	58.8	4	11.8	6	17.6	2	5.9	1	2.9
Montour	17	45.9	0	--	12	32.4	0	--	2	5.4
Potter	13	37.1	4	11.4	0	--	0	--	0	--
Sullivan	9	56.3	1	6.3	1	6.3	2	12.5	0	--

\*See note on Page 46

Family Court Caseload - 2023 Protection From Abuse Processed

	Petition Withdrawn	%	Stipulation or Agreement	%	Other	%	Transferred	%	Cases Processed
<b><u>6th Class Counties</u></b>									
Armstrong	47	29.7	69	43.7	0	--	0	--	158
Bedford	18	29.0	28	45.2	0	--	0	--	62
Bradford	44	14.4	20	6.5	1	0.3	0	--	306
Carbon	72	23.2	25	8.0	1	0.3	0	--	311
Clarion	4	10.5	0	--	0	--	0	--	38
Clearfield	2	2.0	42	42.0	0	--	0	--	100
Clinton	2	2.1	1	1.1	1	1.1	0	--	95
Columbia	90	41.1	2	0.9	1	0.5	0	--	219
Crawford	34	22.8	66	44.3	0	--	0	--	149
Elk	13	22.4	13	22.4	0	--	0	--	58
Greene	24	15.5	23	14.8	26	16.8	0	--	155
Huntingdon	1	0.8	34	26.4	0	--	0	--	129
Indiana	81	33.3	41	16.9	24	9.9	0	--	243
Jefferson	3	5.7	17	32.1	0	--	0	--	53
McKean	11	12.6	6	6.9	1	1.1	0	--	87
Mifflin	6	8.7	19	27.5	5	7.2	0	--	69
Perry	4	3.8	20	19.0	0	--	0	--	105
Pike	32	20.4	16	10.2	0	--	0	--	157
Somerset	50	31.4	46	28.9	16	10.1	5	3.1	159
Susquehanna	29	16.1	7	3.9	6	3.3	0	--	180
Tioga *	0	--	0	--	0	--	0	--	0
Venango	1	1.4	8	11.1	1	1.4	0	--	72
Warren	20	14.9	38	28.4	0	--	0	--	134
Wayne	41	24.3	34	20.1	0	--	0	--	169
<b><u>7th Class Counties</u></b>									
Juniata	5	35.7	4	28.6	0	--	0	--	14
Snyder	27	31.4	16	18.6	3	3.5	1	1.2	86
Union	5	6.8	1	1.4	4	5.4	1	1.4	74
Wyoming	5	7.0	8	11.3	1	1.4	0	--	71
<b><u>8th Class Counties</u></b>									
Cameron	1	20.0	2	40.0	0	--	0	--	5
Forest	1	12.5	0	--	0	--	0	--	8
Fulton	1	2.9	0	--	0	--	0	--	34
Montour	3	8.1	1	2.7	2	5.4	0	--	37
Potter	0	--	18	51.4	0	--	0	--	35
Sullivan	1	6.3	0	--	2	12.5	0	--	16

\*See note on Page 46



---

---

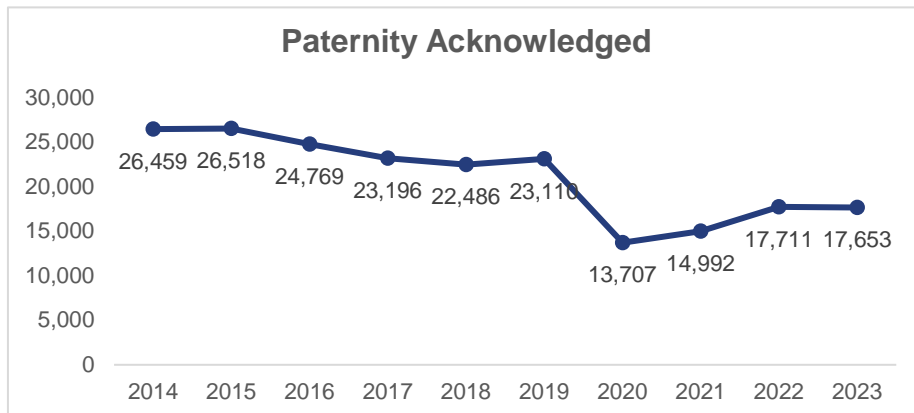
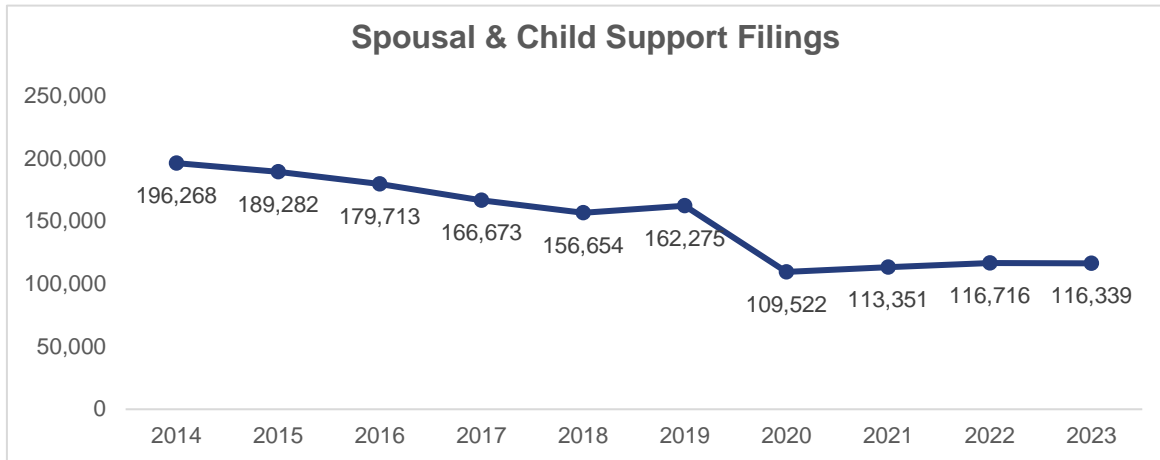
## **PROTECTION FROM ABUSE**

*... cases in which a plaintiff has petitioned the court of common pleas for relief from abuse by a defendant who is a household member, intimate partner, or shares biological parenthood.*

<b>Cases Processed</b>	A petition is processed when a final order granting or denying the petition is entered by the court, or the petition is dismissed, denied, withdrawn, or otherwise terminated.
<b>Final Order After Evidentiary Hearing Before a Judge</b>	A final order granting or denying the petition is entered following an evidentiary hearing before a judge.
<b>Final Order by Stipulation or Agreement Between the Parties</b>	A petition was resolved by stipulation or agreement between the parties regardless of whether or not a hearing was started before the court. Also included in this category are consent agreements.
<b>New Cases Filed</b>	A new case is a petition filed with the prothonotary during the year, regardless of the number of protected persons listed on the petition. NOT included are indirect criminal contempt actions or ancillary petitions such as petitions to modify, extend or terminate an existing order.
<b>Other Disposition</b>	A residual disposition category for petitions processed by procedures not specified in the main disposition categories.
<b>Petitions Requesting Temporary Orders</b>	Of the new petitions filed, the number of plaintiffs requesting a temporary protection order.
<b>Petition Withdrawn by Plaintiff</b>	A petition is withdrawn by the petitioner prior to or during the hearing.
<b>Plaintiff Did Not Appear for an Evidentiary Hearing</b>	A petition was terminated because the plaintiff did not attend the scheduled hearing.
<b>Temporary Orders Denied</b>	Of those plaintiffs requesting a temporary order, the number of requests that were denied.
<b>Temporary Order Denied After Ex Parte Hearing and No Evidentiary Hearing Scheduled</b>	The petition is terminated due to the denial of a temporary order and no further proceedings are scheduled.
<b>Temporary Order Dismissed After Evidentiary Hearing and No Final Order Entered</b>	A temporary order was granted, but later dismissed at either the 10-day hearing or following a period where the temporary order was continued; no final order is entered and no further proceedings are scheduled.
<b>Temporary Orders Granted</b>	Of those plaintiffs requesting a temporary order, the number of requests that were granted.
<b>Transferred to Another Jurisdiction</b>	A petition was transferred to another jurisdiction for disposition. Active PFA orders transferred to another jurisdiction for enforcement are NOT included.

# 2023 Common Pleas State Totals Support & Paternity

Spousal & Child Support		Paternity	
<b>Cases Pending 1/1/23</b>	<b>47,471</b>	<b><u>Acknowledgements Filed:</u></b>	
New Cases Filed	116,339	Non-Domestic Relations Section	14,665
Dockets Transferred In (plus)	2,084	During Conference	2,197
Dockets Transferred Out (minus)	1,844	Non-Stipulated (post genetic test)	216
		Pre-Trial Conference	575
<b>Cases Available for Processing</b>	<b>164,050</b>	<b>Total</b>	<b>17,653</b>
Processed By:		<b><u>Established:</u></b>	
Judge	4,185	Stipulated by Genetic Test	1,761
Non-Judicial Officer	114,030	Default: Father Failed to Appear	1,063
<i>Intake Officer</i>	101,890	Adjudication by Court Proceeding	65
<i>Hearing Officer</i>	12,140	Out of State	3,589
Other	69	<b>Total</b>	<b>6,478</b>
<b>Cases Processed</b>	<b>118,284</b>	<b>Total</b>	<b>6,478</b>
<b>Cases Pending 12/31/23</b>	<b>45,766</b>	<b>Pending as of 12/31/23</b>	<b>9,916</b>



Data Provided by PACSES

Last Modified: February 15, 2024

---

---

## PACSES NOTE

Support data for each judicial district are supplied to the Administrative Office from the Department of Public Welfare's automated system "Pennsylvania Child Support Enforcement System" (PACSES). The Non-Judicial Officer disposition category is divided into two subcategories - Conference/Intake Officer and Hearing Officer - to better reflect the different procedures by which support cases may be disposed.

Pa.R.C.P.1910.10 requires counties to choose one of two procedures for hearing support matters. The president judge or the administrative judge of the family division of each county must certify to the Domestic Relations Procedural Rules Committee that support proceedings are conducted in accordance with Rule 1910.11 or Rule 1910.12.

In counties operating under Pa.R.C.P.1910.11, a conference is held before a conference/intake officer, an interim order is then entered, and if one or both of the parties are dissatisfied, a hearing *de novo* is held before a judge. Counties operating under Pa.R.C.P.1910.11 do not utilize hearing officers; hearing officers are attorneys appointed by the court.

The procedures set forth in Pa.R.C.P.1910.12 provide for a conference before a conference/intake officer and an interim order. If one or both parties are not satisfied with the interim order, a *de novo* hearing on the record is held before a hearing officer. The hearing officer then issues a report with recommendations, to which the parties may file exceptions with a judge.

<u>Pa. R.C.P. 1910.11</u>			<u>Pa. R.C.P. 1910.12</u>	
Adams	Fulton	Somerset	Allegheny	Lebanon
Beaver	Greene	Sullivan	Armstrong	Lehigh
Bedford	Huntingdon	Tioga	Berks	Luzerne
Blair	Jefferson	Union	Bradford	Lycoming
Bucks	Juniata	Wayne	Cambria	McKean
Butler	Lancaster	Wyoming	Carbon	Monroe
Cameron	Lawrence	York	Chester	Montgomery *
Centre	Mercer		Clarion	Montour
Clearfield	Mifflin		Columbia	Philadelphia
Clinton	Northampton		Cumberland	Schuylkill
Crawford	Northumberland		Elk	Susquehanna
Dauphin	Perry		Forest	Venango
Delaware	Pike		Franklin	Warren
Erie	Potter		Indiana	Washington
Fayette	Snyder		Lackawanna	Westmoreland

\* Montgomery County uses hearings conducted by a conciliator, which is followed by an off-the-record *de novo* hearing before an attorney master/conference officer, followed by a *de novo* hearing before a judge.

Please note that in support cases, the "Other" category is only used to report cases that are transferred to another county or state. Dismissals, withdrawals, stipulations and agreements between the parties are included in the Conference/Intake Officer, Hearing Officer, or Judge categories, as appropriate.

Family Court Caseload - 2023 Spousal & Child Support

	Begin Pending	New Cases Filed	(plus) Dockets Transferred In	(minus) Dockets Transferred Out	Cases Processed	End Pending	Processed By:			
							Judge	Intake Officer	Hearing Officer	Other
<b><u>1st Class County</u></b>										
Philadelphia	22,421	16,746	208	189	17,375	21,811	172	13,437	3,762	4
<b><u>2nd Class County</u></b>										
Allegheny	3,959	9,677	65	70	8,931	4,700	131	6,671	2,126	3
<b><u>2A Class Counties</u></b>										
Bucks	481	3,096	23	49	2,946	605	540	2,406	0	0
Delaware	2,830	5,050	115	153	5,502	2,340	267	3,151	2,074	10
Lancaster	1,065	4,042	54	112	4,065	984	468	3,597	0	0
Montgomery	1,100	2,964	59	74	2,940	1,109	68	2,148	685	39
<b><u>3rd Class Counties</u></b>										
Berks	1,209	5,288	55	54	5,368	1,130	22	4,654	692	0
Chester	754	2,000	40	74	1,931	789	72	1,749	110	0
Cumberland	404	2,167	22	38	2,207	348	32	1,991	184	0
Dauphin	1,187	5,196	148	24	5,539	968	232	5,306	0	1
Erie	776	4,564	25	31	4,536	798	248	4,288	0	0
Lackawanna	891	2,414	32	94	2,671	572	0	2,585	86	0
Lehigh	656	3,166	71	78	3,131	684	43	2,759	329	0
Luzerne	453	2,131	30	21	2,143	450	77	2,035	31	0
Northampton	599	3,109	47	91	3,054	610	277	2,777	0	0
Westmoreland	487	3,505	53	46	3,541	458	14	3,338	189	0
York	933	5,171	117	44	5,411	766	223	5,188	0	0
<b><u>4th Class Counties</u></b>										
Beaver	211	1,423	5	10	1,372	257	83	1,289	0	0
Butler	215	921	10	38	951	157	79	872	0	0
Cambria	252	1,394	86	20	1,454	258	9	1,392	52	1
Centre	88	769	9	1	772	93	26	746	0	0
Fayette	210	1,344	11	9	1,362	194	60	1,302	0	0
Franklin	229	1,555	9	17	1,538	238	3	1,464	71	0
Monroe	551	1,349	26	21	1,437	468	1	1,332	104	0
Schuylkill	346	1,486	38	19	1,522	329	3	1,463	55	1
Washington	416	1,507	14	10	1,535	392	13	1,357	165	0
<b><u>5th Class Counties</u></b>										
Adams	369	937	12	16	1,125	177	59	1,066	0	0
Blair	278	995	20	12	994	287	69	925	0	0
Lawrence	242	1,376	10	31	1,306	291	117	1,189	0	0
Lebanon	403	1,671	20	36	1,680	378	31	1,337	312	0
Lycoming	102	1,410	17	15	1,374	140	10	1,137	226	1
Mercer	485	2,335	75	63	2,495	337	95	2,400	0	0
Northumberland	116	827	27	27	828	115	29	776	23	0

Data provided by PACSES

\* "Exceptions" from a Master/Conference Officer are not reported by PACSES.

Family Court Caseload - 2023 Spousal & Child Support

	Begin Pending	New Cases Filed	(plus)	(minus)	Cases Processed	End Pending	Processed By:			
			Dockets Transferred In	Dockets Transferred Out			Judge	Intake Officer	Hearing Officer	Other
<b><u>6th Class Counties</u></b>										
Armstrong	52	479	9	13	470	57	6	405	57	2
Bedford	87	332	3	2	346	74	44	302	0	0
Bradford	144	832	7	6	848	129	96	534	218	0
Carbon	140	872	20	25	882	125	17	836	29	0
Clarion	63	472	12	16	492	39	9	467	16	0
Clearfield	98	833	72	2	843	158	48	795	0	0
Clinton	46	412	4	1	413	48	15	398	0	0
Columbia/Montour*	134	847	17	12	856	130	10	771	75	0
Crawford	145	981	5	15	999	117	28	971	0	0
Elk	77	319	6	2	345	55	1	331	12	1
Greene	142	527	4	1	548	124	53	495	0	0
Huntingdon	144	736	134	8	870	136	30	840	0	0
Indiana	232	853	134	24	936	259	3	886	47	0
Jefferson	68	309	5	9	303	70	19	284	0	0
McKean	108	315	2	1	362	62	5	104	253	0
Mifflin	101	716	11	11	730	87	17	713	0	0
Perry	70	352	10	7	375	50	20	351	0	4
Pike	73	469	16	5	490	63	24	466	0	0
Somerset	157	699	4	5	699	156	41	657	0	1
Susquehanna	48	376	4	3	377	48	12	312	53	0
Tioga	58	615	2	1	633	41	22	611	0	0
Venango	87	411	3	6	423	72	5	349	69	0
Warren/Forest*	102	413	7	11	410	101	5	370	35	0
Wayne	53	351	6	14	353	43	20	333	0	0
<b><u>7th Class Counties</u></b>										
Juniata	37	251	8	8	254	34	11	243	0	0
Snyder	53	143	4	10	165	25	26	139	0	0
Union	54	304	13	27	300	44	10	290	0	0
Wyoming	48	241	7	6	245	45	14	231	0	0
<b><u>8th Class Counties</u></b>										
Cameron	0	0	0	0	0	0	0	0	0	0
Fulton	6	116	1	1	113	9	1	111	0	1
Potter	109	112	0	2	129	90	0	129	0	0
Sullivan	17	66	1	3	39	42	0	39	0	0

Data provided by PACSES

\* Domestic Relations Office combined, breakout not available.

---

---

## **SPOUSAL & CHILD SUPPORT**

*... those cases in which a complaint has been filed requesting the court to require maintenance of a spouse or child by a person required by law to provide such maintenance.*

<b>Cases Processed</b>	A case is considered processed when a final order is entered.
<b>Conference/Intake Officer</b>	A type of non-judicial officer who conducts an office conference pursuant to Pa.R.C.P. 1910.11. A support complaint is considered processed by a conference/intake officer if: <ol style="list-style-type: none"><li>1) an agreement is reached during an office conference and the court approves the agreement; or,</li><li>2) no party demands a hearing within 20 days after an office conference.</li></ol>
<b>Dockets Transferred In/Out</b>	Refers to the number of cases transferred from/to another county or state before a support order is established.
<b>Hearing Officer</b>	A type of non-judicial officer (an attorney) who conducts a hearing on the record and files an interim order to the court pursuant to Pa.R.C.P. 1910.12. A support petition is considered processed by a hearing officer if no party files exceptions to any part of the resulting interim order.
<b>Judge</b>	This disposition type refers to the number of cases in which disputed issues of fact were heard by a judge in an evidentiary proceeding.
<b>New Cases Filed</b>	A new support case is initiated with the filing of a complaint with the domestic relations section of the court of common pleas. Included are incoming reciprocal cases, petitions for modification or termination, and alimony pendente lite.
<b>Other</b>	This disposition type refers to the number of cases not processed by a judge or conference/intake officer. Dismissals, withdrawals, stipulations and agreements between the parties are included in Conference/Intake Officer, Hearing Officer, or Judge categories, as appropriate.

Family Court Caseload - 2023 Paternity Acknowledgements Filed

	Non-Domestic Relations Section	During Conference	Non-Stipulated (post genetic test)	Pre-Trial Conference	Total
<b><u>1st Class County</u></b>					
Philadelphia	3,150	565	19	112	3,846
<b><u>2nd Class County</u></b>					
Allegheny	850	319	102	3	1,274
<b><u>2A Class Counties</u></b>					
Bucks	369	88	0	4	461
Delaware	616	138	3	18	775
Lancaster	582	16	5	67	670
Montgomery	501	56	2	1	560
<b><u>3rd Class Counties</u></b>					
Berks	751	30	1	68	850
Chester	313	47	4	32	396
Cumberland	239	22	0	14	275
Dauphin	536	69	18	35	658
Erie	428	52	2	0	482
Lackawanna	291	41	30	5	367
Lehigh	607	86	0	17	710
Luzerne	430	58	3	1	492
Northampton	369	60	0	9	438
Westmoreland	356	72	0	2	430
York	656	29	0	49	734
<b><u>4th Class Counties</u></b>					
Beaver	185	42	0	2	229
Butler	79	11	0	1	91
Cambria	134	10	0	3	147
Centre	51	3	2	0	56
Fayette	115	20	0	6	141
Franklin	180	20	2	11	213
Monroe	141	3	0	5	149
Schuylkill	171	31	1	3	206
Washington	226	2	0	0	228
<b><u>5th Class Counties</u></b>					
Adams	80	15	0	2	97
Blair	128	22	1	0	151
Lawrence	91	13	0	4	108
Lebanon	239	38	0	0	277
Lycoming	180	26	1	3	210
Mercer	138	42	0	8	188
Northumberland	144	4	0	5	153

Data provided by PACSES

Family Court Caseload - 2023 Paternity Acknowledgements Filed

	Non-Domestic Relations Section	During Conference	Non-Stipulated (post genetic test)	Pre-Trial Conference	Total
<b><u>6th Class Counties</u></b>					
Armstrong	61	3	1	0	65
Bedford	42	8	0	0	50
Bradford	59	6	5	1	71
Carbon	79	5	0	12	96
Clarion	42	2	5	8	57
Clearfield	95	15	0	5	115
Clinton	52	7	0	4	63
Columbia/Montour*	105	20	2	0	127
Crawford	89	1	0	12	102
Elk	26	3	2	2	33
Greene	32	6	1	2	41
Huntingdon	29	4	0	3	36
Indiana	33	6	1	0	40
Jefferson	48	0	0	3	51
McKean	31	5	0	2	38
Mifflin	60	8	0	0	68
Perry	58	0	0	7	65
Pike	20	7	0	4	31
Somerset	72	14	0	0	86
Susquehanna	36	7	0	1	44
Tioga	39	6	0	0	45
Venango	35	1	0	10	46
Warren/Forest*	44	4	0	2	50
Wayne	51	2	0	4	57
<b><u>7th Class Counties</u></b>					
Juniata	20	0	0	0	20
Snyder	16	2	0	0	18
Union	21	1	0	3	25
Wyoming	15	2	3	0	20
<b><u>8th Class Counties</u></b>					
Cameron	0	0	0	0	0
Fulton	15	2	0	0	17
Potter	13	0	0	0	13
Sullivan	1	0	0	0	1

Data provided by PACSES

\* Domestic Relations Office combined, breakout not available.



Family Court Caseload - 2023 Paternity Established/Pending

	Stipulated by Genetic Test	Default: Father Failed to Appear	Adjudication by Court Proceeding	Out of State	Total	Pending
<b><u>1st Class County</u></b>						
Philadelphia	325	366	0	466	1,157	5,717
<b><u>2nd Class County</u></b>						
Allegheny	57	114	0	82	253	1,048
<b><u>2A Class Counties</u></b>						
Bucks	40	10	3	138	191	76
Delaware	139	24	0	143	306	300
Lancaster	16	103	11	102	232	197
Montgomery	46	21	0	72	139	158
<b><u>3rd Class Counties</u></b>						
Berks	91	18	0	185	294	216
Chester	20	33	0	46	99	130
Cumberland	2	25	0	43	70	43
Dauphin	112	0	35	136	283	227
Erie	110	50	6	65	231	90
Lackawanna	15	12	0	111	138	127
Lehigh	39	43	0	234	316	155
Luzerne	48	23	0	221	292	139
Northampton	43	39	0	88	170	61
Westmoreland	70	9	0	46	125	80
York	82	3	1	300	386	172
<b><u>4th Class Counties</u></b>						
Beaver	26	2	0	54	82	48
Butler	9	2	0	25	36	10
Cambria	18	11	0	27	56	42
Centre	10	1	0	4	15	6
Fayette	24	0	0	39	63	65
Franklin	33	7	0	85	125	51
Monroe	14	14	0	127	155	62
Schuylkill	30	6	0	53	89	44
Washington	18	27	0	22	67	75
<b><u>5th Class Counties</u></b>						
Adams	9	16	0	36	61	22
Blair	18	2	0	20	40	52
Lawrence	14	4	0	65	83	33
Lebanon	15	11	0	64	90	48
Lycoming	20	5	9	40	74	43
Mercer	19	6	0	27	52	73
Northumberland	18	3	0	41	62	27

Data provided by PACSES

Family Court Caseload - 2023 Paternity Established/Pending

	Stipulated by Genetic Test	Default: Father Failed to Appear	Adjudication by Court Proceeding	Out of State	Total	Pending
<b><u>6th Class Counties</u></b>						
Armstrong	4	7	0	4	15	4
Bedford	3	0	0	14	17	11
Bradford	14	0	0	30	44	11
Carbon	9	0	0	8	17	21
Clarion	16	0	0	9	25	5
Clearfield	7	6	0	8	21	14
Clinton	8	0	0	12	20	11
Columbia/Montour*	5	10	0	11	26	17
Crawford	17	0	0	18	35	19
Elk	2	2	0	2	6	4
Greene	3	2	0	21	26	13
Huntingdon	18	0	0	0	18	17
Indiana	3	0	0	13	16	20
Jefferson	0	3	0	6	9	19
McKean	7	6	0	19	32	6
Mifflin	24	0	0	10	34	9
Perry	8	0	0	2	10	3
Pike	6	0	0	56	62	4
Somerset	8	8	0	15	31	12
Susquehanna	1	0	0	17	18	3
Tioga	7	0	0	47	54	8
Venango	4	4	0	13	21	6
Warren/Forest*	17	2	0	6	25	13
Wayne	5	0	0	18	23	8
<b><u>7th Class Counties</u></b>						
Juniata	4	0	0	7	11	7
Snyder	7	0	0	1	8	0
Union	1	0	0	6	7	3
Wyoming	0	0	0	3	3	4
<b><u>8th Class Counties</u></b>						
Cameron	0	0	0	0	0	0
Fulton	1	0	0	3	4	2
Potter	2	3	0	3	8	4
Sullivan	0	0	0	0	0	1

Data provided by PACSES

\* Domestic Relations Office combined, breakout not available.

---

---

## **PATERNITY**

***... legal determination of fatherhood. Paternity must be established before child or medical support can be ordered.***

**Pending Paternity**                      The number of cases in which a paternity matter has been filed, but there is no establishment or acknowledgement.

### **Paternity Acknowledgements Filed**

**During Conference**                      The alleged father signed the Acknowledgement of Paternity - Waiver of Trial (PE-010) at the initial child support conference.

**Non-Domestic Relations Section**                      The voluntary Acknowledgement of Paternity (AOP) interfaced between the Pennsylvania Child Support Enforcement System (PACSES) and the Paternity Tracking System (PTS) to establish paternity for the child.

**Non-Stipulated (post genetic test)**                      The alleged father signed the Acknowledgement of Paternity - Waiver of Trial (PE-010) after genetic tests were conducted and resulted in the alleged father being determined to be the biological father.

**Pre-Trial Conference**                      The alleged father signed the Acknowledgement of Paternity - Waiver of Trial (PE-010) at a child support conference.

### **Paternity Established**

**Stipulated by Genetic Tests**                      The alleged father requested genetic tests and signed a stipulation that if the test results had a 99% or higher probability of paternity, then the alleged father would be stipulated as the biological father of the child.

**Default - Father Failed to Appear**                      The alleged father failed to appear after being served for either a support conference, hearing, or genetic test, and a default paternity order was entered by the court.

**Adjudication by Court Proceeding**                      The alleged father was determined to be the biological father of the child through a court proceeding.

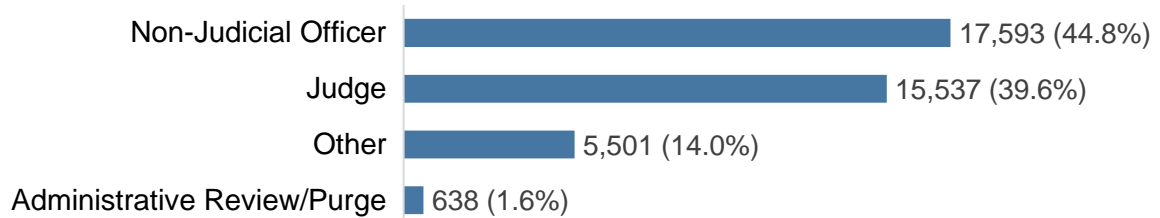
**Out of State**                      Paternity was established in another state, "Out of state only".

## 2023 Common Pleas State Totals Custody & Divorce

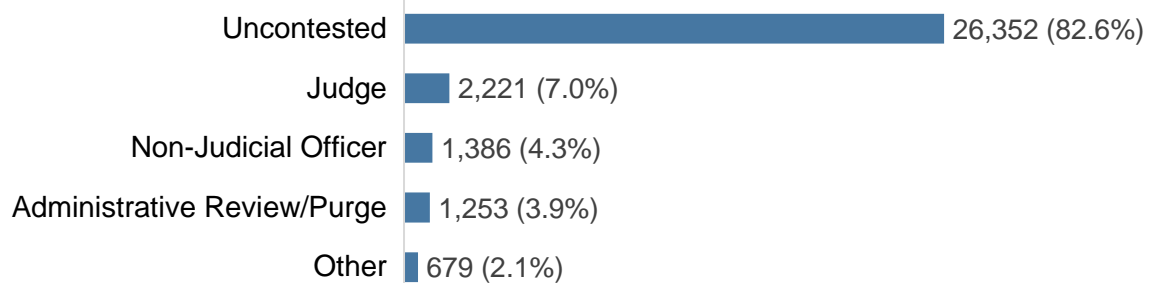
	Custody/ Partial Custody/ Visitation	Divorce
<b>Cases Pending 1/1/23</b>	<b>45,644</b> <sup>(R)</sup>	<b>77,210</b> <sup>(R)</sup>
New Cases Filed	41,495	32,906
<b>Cases Available for Processing</b>	<b>87,139</b>	<b>110,116</b>
<b>Cases Processed</b>	<b>39,269</b>	<b>31,891</b>
<b>Cases Pending 12/31/23</b>	<b>47,870</b>	<b>78,225</b>

**Processed By:**

**Custody/Partial Custody/Visitation:**



**Divorce:**



(R) - Revised

Family Court Caseload - 2023 Custody/Partial Custody/Visitation

	Begin Pending	New Cases Filed	Cases Processed	End Pending	Processed By:			
					Judge	Non-Judicial Officer	Admin. Purge	Other
<b><u>1st Class County</u></b>								
Philadelphia	11,111	9,274	8,194	12,191	5,518	2,620	0	56
<b><u>2nd Class County</u></b>								
Allegheny	14,444	2,969	1,923	15,490	567	717	0	639
<b><u>2A Class Counties</u></b>								
Bucks	153	1,314	1,232	235	646	403	0	183
Delaware	3,801	1,430	1,958	3,273	713	1,056	0	189
Lancaster	67	790	847	10	1	823	0	23
Montgomery	850	4,442	4,379	913	2,574	1,569	0	236
<b><u>3rd Class Counties</u></b>								
Berks	433	882	927	388	528	269	26	104
Chester	486	627	528	585	138	390	0	0
Cumberland	83 (R)	673	715	41	179	508	0	28
Dauphin	255	849	808	296	125	455	0	228
Erie	104	991	970	125	247	526	0	197
Lackawanna	794	427	350	871	128	169	0	53
Lehigh	480	1,145	1,155	470	135	565	0	455
Luzerne	56	1,514	1,495	75	362	1,133	0	0
Northampton	607	908	552	963	32	397	0	123
Westmoreland	471	723	666	528	202	453	0	11
York	386	1,632	1,599	419	247	912	68	372
<b><u>4th Class Counties</u></b>								
Beaver	151	607	624	134	336	249	0	39
Butler	164	365	343	186	68	155	0	120
Cambria	608	272	353	527	125	75	95	58
Centre	119	397	275	241	179	0	0	96
Fayette	182	208	195	195	13	125	0	57
Franklin	66 (R)	235	206	95	19	109	20	58
Monroe	121 (R)	368	469	20	1	468	0	0
Schuylkill	533	490	439	584	173	229	0	37
Washington	569	366	414	521	0	305	0	109
<b><u>5th Class Counties</u></b>								
Adams	72	328	298	102	209	45	0	44
Blair	304	414	359	359	74	164	1	120
Lawrence	600 (R)	263	155	708	23	129	0	3
Lebanon	840	336	241	935	14	27	0	200
Lycoming	227	517	454	290	100	256	0	98
Mercer	430	332	220	542	22	156	1	41
Northumberland	239	824	873	190	210	393	0	270

Family Court Caseload - 2023 Custody/Partial Custody/Visitation

	Begin Pending	New Cases Filed	Cases Processed	End Pending	Processed By:			
					Judge	Non-Judicial Officer	Admin. Purge	Other
<b><u>6th Class Counties</u></b>								
Armstrong	90	117	110	97	21	42	2	45
Bedford	586 (R)	107	629	64	566	8	0	55
Bradford	193	270	203	260	32	58	0	113
Carbon	103	273	285	91	131	92	0	62
Clarion	29	97	94	32	23	18	0	53
Clearfield	271	147	126	292	10	116	0	0
Clinton	89	104	45	148	43	0	0	2
Columbia	228	224	214	238	28	172	0	14
Crawford	313 (R)	470	476	307	15	276	0	185
Elk	30	88	93	25	3	46	0	44
Greene	19	64	56	27	3	7	0	46
Huntingdon	223	96	1	318	0	0	0	1
Indiana	737 (R)	186	99	824	6	91	0	2
Jefferson	97 (R)	227	217	107	9	89	0	119
McKean	45	138	138	45	15	59	0	64
Mifflin	66	315	329	52	153	0	0	176
Perry	205	142	95	252	83	8	0	4
Pike	33	108	75	66	31	44	0	0
Somerset	79	244	261	62	17	156	35	53
Susquehanna	45	79	74	50	61	1	3	9
Tioga	158 (R)	164	274	48	43	170	52	9
Venango	1,187 (R)	66	52	1,201	0	0	11	41
Warren	294	125	193	226	78	76	0	39
Wayne	65 (R)	220	216	69	57	98	0	61
<b><u>7th Class Counties</u></b>								
Juniata	91	50	45	96	44	0	0	1
Snyder	48	83	86	45	38	39	0	9
Union	265	102	338	29	11	16	289	22
Wyoming	20	59	62	17	35	0	14	13
<b><u>8th Class Counties</u></b>								
Cameron	5 (R)	11	12	4	0	9	1	2
Forest	9	4	3	10	0	0	0	3
Fulton	74	25	4	95	3	0	0	1
Montour	46	74	58	62	2	51	3	2
Potter	73	93	64	102	62	1	0	1
Sullivan	22	11	26	7	6	0	17	3

(R) - Revised

---

---

## **CUSTODY/PARTIAL CUSTODY/VISITATION**

*... a category of cases which are legal proceedings to determine the right:*

- 1) Custody - to keep, control, guard, care for and preserve a child;**
- 2) Partial Custody - to take possession of a child from the custodial person for a specified length of time;**
- 3) Visitation - to visit a child without the right to remove a child from custodial person's control.**

<b>Cases Processed</b>	A case is considered processed when a final order is entered.
<b>Judge</b>	This disposition type refers to the number of cases in which disputed issues of fact were heard by a judge in an evidentiary proceeding. NOT included are those cases signed by a judge in which the agreement was reached by a hearing officer, mediator, or conciliator.
<b>New Cases Filed</b>	A new custody/partial custody/visitation case is initiated with the filing of a complaint. The unit of count is the petition and NOT the number of children listed on the petition. Included are petitions to modify existing custody or visitation orders. NOT included are petitions for special relief or emergency petitions.
<b>Non-Judicial Officer</b>	This disposition type refers to the number of cases processed or disposed by a mediator, conciliator, hearing officer, master or other domestic relations personnel.
<b>Other</b>	This disposition type refers to the number of cases not processed by a judge or non-judicial officer. Included are all cases which have been transferred, withdrawn, discontinued, administratively purged, and stipulations by the parties in which there was NO mediation, conciliation, or hearing before a hearing officer, master or judge.

Family Court Caseload - 2023 Divorce

	Begin Pending	New Cases Filed	Cases Processed	End Pending	Processed By:				
					Judge	Non-Judicial Officer	Uncontested	Admin. Purge	Other
<b><u>1st Class County</u></b>									
Philadelphia	17,024	1,951	1,775	17,200	1,749	0	0	0	26
<b><u>2nd Class County</u></b>									
Allegheny	7,037	2,336	1,883	7,490	73	244	1,562	0	4
<b><u>2A Class Counties</u></b>									
Bucks	757	1,034	1,034	757	13	83	938	0	0
Delaware	2,942	866	735	3,073	0	0	735	0	0
Lancaster	2,835	1,070	1,032	2,873	0	9	886	130	7
Montgomery	3,690	1,617	1,311	3,996	0	0	1,311 (O)	0	0
<b><u>3rd Class Counties</u></b>									
Berks	1,708	996	1,047	1,657	47	81	764	99	56
Chester	256	947	618	585	38	74	506	0	0
Cumberland	750	621	734	637	1	107	600	1	25
Dauphin	770	667	649	788	1	9	535	74	30
Erie	529	528	517	540	9	53	446	0	9
Lackawanna	790	440	453	777	0	18	435	0	0
Lehigh	1,666	860	695	1,831	0	96	489	106	4
Luzerne	731	649	563	817	4	81	478	0	0
Northampton	3,085	752	799	3,038	11	273	347	82	86
Westmoreland	2,670	761	727	2,704	0	0	698	0	29
York	2,406	1,299	1,164	2,541	1	1	1,158	0	4
<b><u>4th Class Counties</u></b>									
Beaver	531	421	323	629	70	0	238	0	15
Butler	527	371	447	451	0	0	413	34	0
Cambria	531	260	259	532	5	0	210	22	22
Centre	1,199	309	304	1,204	0	0	232	47	25
Fayette	472	346	357	461	3	0	304	43	7
Franklin	524 (R)	457	447	534	2	8	369	42	26
Monroe	1,098	342	301	1,139	8	41	246	0	6
Schuylkill	606	342	320	628	0	19	251	38	12
Washington	532	537	504	565	0	42	462	0	0
<b><u>5th Class Counties</u></b>									
Adams	430	294	285	439	1	2	224	56	2
Blair	1,013	312	280	1,045	0	8	272	0	0
Lawrence	338 (R)	205	209	334	0	5	165	34	5
Lebanon	1,884	385	410	1,859	5	1	325	71	8
Lycoming	586	304	224	666	0	0	224	0	0
Mercer	305	286	271	320	5	10	219	25	12
Northumberland	156	224	225	155	7	12	189	0	17

(R) - Revised

(O) - Overinclusive, includes cases in which there was an evidentiary hearing before a judge.



Family Court Caseload - 2023 Divorce

	Begin Pending	New Cases Filed	Cases Processed	End Pending	Processed By:				
					Judge	Non-Judicial Officer	Uncontested	Admin. Purge	Other
<b><u>6th Class Counties</u></b>									
Armstrong	111	141	166	86	0	0	142	22	2
Bedford	245	137	104	278	72	1	29	0	2
Bradford	396	184	142	438	0	2	138	0	2
Carbon	203	175	158	220	1	6	127	0	24
Clarion	143	83	68	158	1	1	59	7	0
Clearfield	374	215	195	394	1	11	183	0	0
Clinton	117	132	91	158	14	0	64	12	1
Columbia	103	151	144	110	8	5	129	0	2
Crawford	342	214	232	324	1	8	171	23	29
Elk	164	80	92	152	0	0	76	11	5
Greene	121	98	100	119	1	2	86	1	10
Huntingdon	183 (R)	130	98	215	16	0	82	0	0
Indiana	346 (R)	188	171	363	1	0	168	0	2
Jefferson	173 (R)	133	114	192	0	4	97	8	5
McKean	45 (R)	123	119	49	0	4	108	0	7
Mifflin	153	131	145	139	0	0	111	26	8
Perry	197	116	103	210	12	3	87	0	1
Pike	205	108	136	177	0	25	111	0	0
Somerset	278	189	207	260	3	0	169	19	16
Susquehanna	122	103	123	102	24	4	63	5	27
Tioga	125 (R)	118	120	123	6	0	56	58	0
Venango	296 (R)	155	113	338	0	0	90	1	22
Warren	270	102	106	266	0	0	106	0	0
Wayne	206 (R)	133	169	170	0	3	108	0	58
<b><u>7th Class Counties</u></b>									
Juniata	62	67	54	75	0	3	43	6	2
Snyder	123	93	94	122	0	13	69	9	3
Union	115	49	52	112	1	3	38	8	2
Wyoming	93	48	83	58	0	0	46	37	0
<b><u>8th Class Counties</u></b>									
Cameron *	3,862	1,641	1,528	3,975	0	0	1,428	93	7
Forest	21 (R)	13	4	30	0	0	4	0	0
Fulton	66	29	38	57	0	2	29	3	4
Montour	70 (R)	42	49	63	3	9	36	0	1
Potter	7,492	4,781	5,860	6,413	1	0	5,859	0	0
Sullivan	10	15	11	14	2	0	9	0	0

(R) - Revised

---

---

## **DIVORCE**

*... a legal proceeding to dissolve a marriage.*

<b>Cases Processed</b>	A divorce case is counted as processed when a final decree is issued granting or denying the divorce. Equitable distribution may be ongoing though the petition is counted as disposed.
<b>Judge</b>	This disposition type refers to the number of cases in which disputed issues of fact were heard by a judge in an evidentiary proceeding. Included are single cases with multiple hearings AT LEAST ONE of which was held before a judge.
<b>New Cases Filed</b>	A new divorce action is initiated with the filing of a complaint.
<b>Non-Judicial Officer</b>	This disposition type refers to the number of cases in which disputed issues of fact were heard by a master in an evidentiary proceeding. Included are single cases with multiple hearings in which there were NO hearings before a judge.
<b>Other</b>	This disposition type refers to the number of cases not processed by a judge, or non-judicial officer, or matters which were not uncontested. Included are all cases which have been transferred, withdrawn, discontinued, administratively purged.
<b>Uncontested</b>	This disposition type refers to the number of matters resolved by mediation, conciliation or stipulation. Included are all matters resolved without an evidentiary hearing, i.e. those in which there was no evidentiary proceeding and the judge signed a final decree.

# 2023 Common Pleas State Totals Juvenile Delinquency

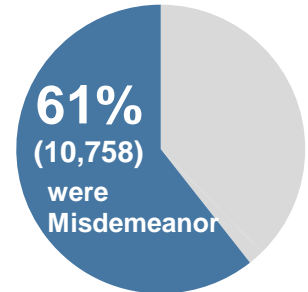
## Cases Pending Disposition

<b>Cases Pending 1/1/23</b>	<b>6,996 (R)</b>
New Cases	17,752
Consent Decree Revoked	413
Informal Adjustment Program Revoked	106
Alternative Program Revoked	0
Warrant Returned	773
Other	1,794
<b>Cases Available for Disposition</b>	<b>27,834</b>
Warrant Issued	995
Cases Disposed	18,724
<b>Cases Pending 12/31/23</b>	<b>8,115</b>

## New Cases By Offense Type:

Person	6,244 (35.2%)
Property	5,289 (29.8%)
Drug	2,381 (13.4%)
Public Order	2,323 (13.1%)
Weapon	1,076 (6.1%)
DUI	223 (1.3%)
Other	200 (1.1%)
Motor Vehicle Other	16 (0.1%)

Of all new cases filed:



## Cases Pending Disposition Disposed By:

Adjudicated Delinquent (Judge)	5,372 (28.7%)
Consent Decree Entered	4,125 (22.0%)
Dismissed/Withdrawn/Transferred	3,564 (19.0%)
*Informal Adjustment Program Entered	3,211 (17.1%)
Other	1,026 (5.5%)
Warned and Counseled (Pre-Petition)	752 (4.0%)
Adjudicated Delinquent Hearing Officer	624 (3.3%)
Transferred to Criminal Court	50 (0.3%)

\* Includes Informal Adjustment Programs Entered and certain pre-petition diversions to Alternative Programs (including Youth Aid Panels).

(R) - Revised

## 2023 Common Pleas State Totals Juvenile Delinquency

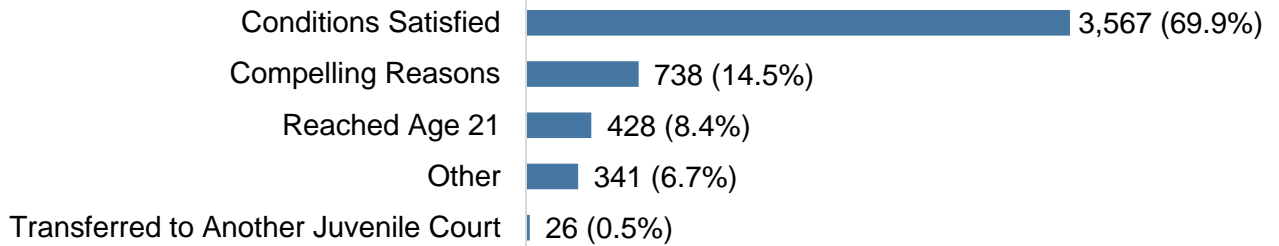
### Formal Dispositions

<b>Cases Pending 1/1/23</b>	<b>8,736<sup>(R)</sup></b>
Adjudicated delinquent	
Judge	5,372
Hearing Officer	624
Warrant Returned	996
Other	336
<b>Adjudicated Delinquent Cases</b>	<b>16,064</b>
Warrant Issued	1,045
Court Supervision Terminated	5,100
<b>Cases Pending 12/31/23</b>	<b>9,919</b>

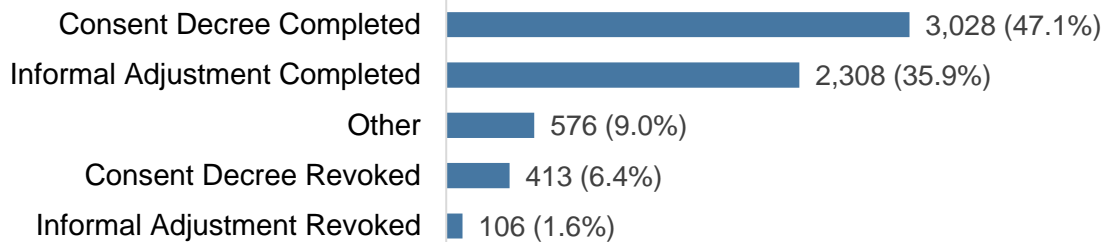
### Informal Dispositions

<b>Consent Decree Pending 1/1/23</b>	<b>2,401<sup>(R)</sup></b>
<b>Informal Adjustment Pending 1/1/23</b>	<b>1,303<sup>(R)</sup></b>
New Consent Decree	4,125
New Informal Adjustment	2,756
Warrant Returned	55
Other	246
<b>Informally Disposed Cases</b>	<b>10,886</b>
Warrant Issued	115
Informally Disposed Cases Terminated	6,431
<b>Cases Pending 12/31/23</b>	<b>4,340</b>

### Formal Dispositions Court Supervision Terminated By:



### Informal Dispositions Terminated By:



Delinquency cases are disposed either formally, at a proceeding held before a judge or hearing officer, or informally without a proceeding. Informal dispositions include informal adjustments supervised by a juvenile probation officer; consent decrees agreed upon with the District Attorney after a petition is filed; or other pre-petition process by the juvenile probation department.

(R) - Revised

Family Court Caseload - 2023 Juvenile Delinquency  
Cases Pending Disposition - Available for Disposition

	Begin Pending	New Cases	Consent Decree Revoked	Informal Adjustment Program Revoked	Alternative Program Revoked
<b><u>1st Class County</u></b>					
Philadelphia *	716	2,141	42	2	0
<b><u>2nd Class County</u></b>					
Allegheny	565	1,179	38	2	0
<b><u>2A Class Counties</u></b>					
Bucks	132	621	19	0	0
Delaware	453	955	27	0	0
Lancaster	389	790	4	21	0
Montgomery	311	748	10	19	0
<b><u>3rd Class Counties</u></b>					
Berks	180	486	29	3	0
Chester	233	497	3	4	0
Cumberland	162	443	22	16	0
Dauphin	477	763	23	15	0
Erie	269	808	10	0	0
Lackawanna	111	400	18	0	0
Lehigh	155	527	12	0	0
Luzerne	90	235	16	0	0
Northampton	169	676	7	0	0
Westmoreland	145	610	12	0	0
York	444	763	11	4	0
<b><u>4th Class Counties</u></b>					
Beaver	112	288	4	0	0
Butler	43	179	0	0	0
Cambria	82	221	13	0	0
Centre	25	96	8	0	0
Fayette	48	178	3	0	0
Franklin	94	442	6	2	0
Monroe	91	176	3	0	0
Schuylkill	31	179	0	9	0
Washington	97	301	4	8	0
<b><u>5th Class Counties</u></b>					
Adams	35	100	0	0	0
Blair	96	250	6	0	0
Lawrence	27	72	3	0	0
Lebanon	95	129	3	0	0
Lycoming	97	218	20	0	0
Mercer	70	235	0	0	0
Northumberland	99	169	0	0	0

\*Informal Adjustment Program Entered: Includes Informal Adjustment Programs Entered and certain pre-petition diversions to Alternative Programs (including Youth Aid Panels).

Family Court Caseload - 2023 Juvenile Delinquency  
 Cases Pending Disposition - Available for Disposition

	Warrant Returned	Other	Cases Available for Disposition	Warrant Issued	*Cases Disposed	End Pending
<b><u>1st Class County</u></b>						
Philadelphia	408	270	3,579	425	2,307	847
<b><u>2nd Class County</u></b>						
Allegheny	115	252	2,151	159	1,301	691
<b><u>2A Class Counties</u></b>						
Bucks	20	26	818	26	623	169
Delaware	41	102	1,578	65	899	614
Lancaster	0	40	1,244	0	808	436
Montgomery	13	71	1,172	33	843	296
<b><u>3rd Class Counties</u></b>						
Berks	10	29	737	12	406	319
Chester	17	25	779	34	504	241
Cumberland	2	44	689	6	530	153
Dauphin	13	104	1,395	18	873	504
Erie	2	36	1,125	6	764	355
Lackawanna	5	27	561	5	446	110
Lehigh	5	121	820	5	661	154
Luzerne	10	29	380	14	229	137
Northampton	20	62	934	23	785	126
Westmoreland	19	36	822	22	530	270
York	30	68	1,320	43	732	545
<b><u>4th Class Counties</u></b>						
Beaver	4	17	425	7	245	173
Butler	2	8	232	3	172	57
Cambria	6	7	329	11	270	48
Centre	0	14	143	0	121	22
Fayette	0	13	242	1	178	63
Franklin	0	18	562	2	404	156
Monroe	9	27	306	18	224	64
Schuylkill	2	15	236	1	182	53
Washington	2	14	426	2	353	71
<b><u>5th Class Counties</u></b>						
Adams	6	13	154	9	120	25
Blair	0	18	370	0	260	110
Lawrence	2	11	115	2	95	18
Lebanon	1	43	271	11	171	89
Lycoming	1	13	349	2	265	82
Mercer	3	9	317	9	259	49
Northumberland	0	13	281	0	211	70

Includes cases closed pre-petition due to juveniles' participation in Alternative Programs, including Youth Aid Panels.

Family Court Caseload - 2023 Juvenile Delinquency  
 Cases Pending Disposition - Available for Disposition

	Begin Pending	New Cases	Consent Decree Revoked	Informal Adjustment Program Revoked	Alternative Program Revoked
<b><u>6th Class Counties</u></b>					
Armstrong	14	83	0	0	0
Bedford	16	41	2	0	0
Bradford	60	99	0	0	0
Carbon	34	46	0	0	0
Clarion	16	57	0	0	0
Clearfield	25	88	2	0	0
Clinton	30	54	1	0	0
Columbia	20	79	1	0	0
Crawford	90	158	0	0	0
Elk	19	43	2	0	0
Greene	15	16	0	0	0
Huntingdon	16	35	0	0	0
Indiana	19	58	2	0	0
Jefferson	12	75	8	0	0
McKean	28	97	1	0	0
Mifflin	15	85	2	0	0
Perry	138	70	1	0	0
Pike	24	47	0	0	0
Somerset	26	57	0	0	0
Susquehanna	15	40	0	0	0
Tioga	22	63	6	0	0
Venango	78	92	0	0	0
Warren	9	94	7	0	0
Wayne	14	40	0	0	0
<b><u>7th Class Counties</u></b>					
Juniata	18	32	0	0	0
Snyder	29	44	0	0	0
Union	10	51	0	0	0
Wyoming	11	35	1	0	0
<b><u>8th Class Counties</u></b>					
Cameron	0	6	0	0	0
Forest	8	1	0	0	0
Fulton	10	27	1	0	0
Montour	4	20	0	1	0
Potter	5	32	0	0	0
Sullivan	3	12	0	0	0

Family Court Caseload - 2023 Juvenile Delinquency  
 Cases Pending Disposition - Available for Disposition

	Warrant Returned	Other	Cases Available for Disposition	Warrant Issued	*Cases Disposed	End Pending
<b><u>6th Class Counties</u></b>						
Armstrong	0	6	103	0	72	31
Bedford	0	1	60	0	36	24
Bradford	0	5	164	0	102	62
Carbon	1	7	88	5	60	23
Clarion	0	3	76	1	53	22
Clearfield	0	10	125	0	92	33
Clinton	0	7	92	0	71	21
Columbia	0	11	111	0	87	24
Crawford	0	27	275	1	158	116
Elk	0	12	76	0	59	17
Greene	0	7	38	1	23	14
Huntingdon	0	5	56	0	40	16
Indiana	0	6	85	3	65	17
Jefferson	0	5	100	0	90	10
McKean	0	6	132	0	75	57
Mifflin	0	4	106	0	86	20
Perry	0	7	216	0	69	147
Pike	0	5	76	1	54	21
Somerset	2	3	88	3	39	46
Susquehanna	0	4	59	0	47	12
Tioga	0	1	92	0	70	22
Venango	1	10	181	2	96	83
Warren	0	1	111	0	104	7
Wayne	0	3	57	0	37	20
<b><u>7th Class Counties</u></b>						
Juniata	1	11	62	1	29	32
Snyder	0	6	79	0	60	19
Union	0	10	71	0	41	30
Wyoming	0	3	50	1	41	8
<b><u>8th Class Counties</u></b>						
Cameron	0	0	6	0	6	0
Forest	0	2	11	0	9	2
Fulton	0	2	40	0	25	15
Montour	0	6	31	0	22	9
Potter	0	3	40	0	25	15
Sullivan	0	0	15	2	10	3

Includes cases closed pre-petition due to juveniles' participation in Alternative Programs, including Youth Aid Panels.



Family Court Caseload - 2023 Juvenile Delinquency  
Cases Pending Disposition - New Cases by Offense Type

	Person	Property	Drug	Public				Motor Vehicle Other	Total	% of Total		
				Order	Weapon	DUI	Other			Felony	Misdemeanor	Summary/ Ungraded
<b><u>1st Class County</u></b>												
Philadelphia*	606	984	86	78	223	0	164	0	2,141	87.1	12.9	--
<b><u>2nd Class County</u></b>												
Allegheny	425	438	95	73	127	7	14	0	1,179	54.4	45.6	--
<b><u>2A Class Counties</u></b>												
Bucks	215	186	135	55	21	6	2	1	621	31.1	68.9	--
Delaware	364	271	26	204	86	2	2	0	955	38.0	47.5	14.5
Lancaster	241	315	96	87	38	13	0	0	790	40.5	59.2	0.3
Montgomery	301	260	47	93	26	17	2	2	748	42.9	57.0	0.1
<b><u>3rd Class Counties</u></b>												
Berks	189	150	39	70	32	4	1	1	486	43.4	56.6	--
Chester	191	142	86	38	22	18	0	0	497	34.6	65.2	0.2
Cumberland	172	125	76	51	11	7	0	1	443	24.4	75.6	--
Dauphin	209	266	116	104	55	10	1	2	763	36.4	62.8	0.8
Erie	181	191	108	289	30	8	0	1	808	13.5	85.9	0.6
Lackawanna	185	78	56	64	14	1	1	1	400	20.8	79.3	--
Lehigh	191	106	90	76	59	2	1	2	527	24.3	75.7	--
Luzerne	140	41	15	28	9	2	0	0	235	25.5	73.6	0.9
Northampton	284	94	166	81	44	6	0	1	676	13.0	87.0	--
Westmoreland	223	111	124	127	16	9	0	0	610	27.0	62.3	10.7
York	198	258	187	70	37	11	2	0	763	27.5	72.3	0.1
<b><u>4th Class Counties</u></b>												
Beaver	112	93	40	26	16	1	0	0	288	33.7	66.3	--
Butler	71	31	39	22	6	6	4	0	179	21.8	78.2	--
Cambria	107	45	14	45	8	2	0	0	221	22.6	74.7	2.7
Centre	20	40	27	2	6	1	0	0	96	26.0	74.0	--
Fayette	58	44	25	33	15	3	0	0	178	32.6	67.4	--
Franklin	152	81	94	80	29	6	0	0	442	27.1	72.9	--
Monroe	90	33	23	22	5	3	0	0	176	30.7	68.2	1.1
Schuylkill	64	58	29	15	10	3	0	0	179	26.3	73.7	--
Washington	111	79	54	36	14	5	0	2	301	28.2	71.8	--
<b><u>5th Class Counties</u></b>												
Adams	35	26	16	15	5	3	0	0	100	19.0	68.0	13.0
Blair	103	78	25	36	7	1	0	0	250	31.6	68.0	0.4
Lawrence	15	30	18	6	1	1	0	1	72	38.9	61.1	--
Lebanon	33	49	32	8	4	3	0	0	129	22.5	77.5	--
Lycoming	72	59	20	58	6	3	0	0	218	34.4	65.6	--
Mercer	94	61	41	33	5	1	0	0	235	40.9	57.4	1.7
Northumberland	57	39	22	36	9	4	2	0	169	17.2	65.7	17.2

Family Court Caseload - 2023 Juvenile Delinquency  
 Cases Pending Disposition - New Cases by Offense Type

	Person	Property	Drug	Public				Motor Vehicle Other	Total	% of Total		
				Order	Weapon	DUI	Other			Felony	Misdemeanor	Summary/ Ungraded
<b><u>6th Class Counties</u></b>												
Armstrong	47	16	9	6	1	4	0	0	83	15.7	84.3	--
Bedford	12	22	3	1	1	2	0	0	41	29.3	70.7	--
Bradford	45	10	20	18	5	1	0	0	99	11.1	86.9	2.0
Carbon	21	5	6	7	3	4	0	0	46	37.0	60.9	2.2
Clarion	23	8	12	11	1	1	1	0	57	29.8	63.2	7.0
Clearfield	46	17	3	18	0	4	0	0	88	21.6	78.4	--
Clinton	21	13	7	7	6	0	0	0	54	16.7	83.3	--
Columbia	27	20	17	10	1	4	0	0	79	19.0	81.0	--
Crawford	53	53	22	20	6	4	0	0	158	24.1	75.3	0.6
Elk	9	17	13	2	1	1	0	0	43	32.6	67.4	--
Greene	8	3	0	1	3	0	1	0	16	31.3	56.3	12.5
Huntingdon	15	3	8	4	3	1	1	0	35	22.9	74.3	2.9
Indiana	23	14	9	5	4	3	0	0	58	25.9	74.1	--
Jefferson	54	7	7	5	0	2	0	0	75	14.7	85.3	--
McKean	47	21	6	18	4	1	0	0	97	26.8	73.2	--
Mifflin	30	33	11	7	4	0	0	0	85	20.0	80.0	--
Perry	31	9	16	7	4	2	0	1	70	52.9	47.1	--
Pike	15	9	15	2	3	3	0	0	47	21.3	78.7	--
Somerset	28	17	3	3	5	1	0	0	57	36.8	59.6	3.5
Susquehanna	14	6	8	10	2	0	0	0	40	15.0	85.0	--
Tioga	18	22	15	3	2	3	0	0	63	23.8	76.2	--
Venango	36	17	21	16	2	0	0	0	92	27.2	66.3	6.5
Warren	22	22	23	17	9	1	0	0	94	9.6	90.4	--
Wayne	18	8	2	7	3	2	0	0	40	25.0	75.0	--
<b><u>7th Class Counties</u></b>												
Juniata	11	5	8	6	0	2	0	0	32	12.5	84.4	3.1
Snyder	8	12	8	13	2	1	0	0	44	27.3	63.6	9.1
Union	13	13	15	6	2	1	1	0	51	15.7	82.4	2.0
Wyoming	10	7	6	11	0	1	0	0	35	20.0	57.1	22.9
<b><u>8th Class Counties</u></b>												
Cameron	2	1	2	1	0	0	0	0	6	--	100.0	--
Forest	1	0	0	0	0	0	0	0	1	--	100.0	--
Fulton	2	3	6	13	1	2	0	0	27	37.0	63.0	--
Montour	5	11	1	1	0	2	0	0	20	60.0	40.0	--
Potter	11	3	10	5	2	1	0	0	32	9.4	87.5	3.1
Sullivan	9	0	2	1	0	0	0	0	12	33.3	66.7	--

Family Court Caseload - 2023 Juvenile Delinquency  
Cases Pending Disposition - Disposed

	Adjudicated Delinquent Judge	%	Dismissed/ Withdrawn/ Transferred	%	Consent Decree Entered	%	*Informal Adjustment Program Entered	%	Other	%
<b><u>1st Class County</u></b>										
Philadelphia	659	28.6	905	39.2	253	11.0	433	18.8	5	0.2
<b><u>2nd Class County</u></b>										
Allegheny	332	25.5	300	23.1	287	22.1	163	12.5	113	8.7
<b><u>2A Class Counties</u></b>										
Bucks	348	55.9	113	18.1	99	15.9	58	9.3	5	0.8
Delaware	253	28.1	111	12.3	214	23.8	142	15.8	124	13.8
Lancaster	345	42.7	154	19.1	116	14.4	180	22.3	5	0.6
Montgomery	339	40.2	172	20.4	133	15.8	121	14.4	78	9.3
<b><u>3rd Class Counties</u></b>										
Berks	123	30.3	76	18.7	153	37.7	36	8.9	18	4.4
Chester	131	26.0	64	12.7	72	14.3	135	26.8	34	6.7
Cumberland	106	20.0	108	20.4	155	29.2	154	29.1	4	0.8
Dauphin	314	36.0	78	8.9	179	20.5	188	21.5	106	12.1
Erie	279	36.5	68	8.9	92	12.0	187	24.5	78	10.2
Lackawanna	145	32.5	35	7.8	169	37.9	81	18.2	7	1.6
Lehigh	112	16.9	83	12.6	206	31.2	68	10.3	68	10.3
Luzerne	67	29.3	21	9.2	41	17.9	79	34.5	5	2.2
Northampton	106	13.5	95	12.1	126	16.1	248	31.6	25	3.2
Westmoreland	105	19.8	159	30.0	160	30.2	33	6.2	24	4.5
York	197	26.9	46	6.3	94	12.8	119	16.3	22	3.0
<b><u>4th Class Counties</u></b>										
Beaver	27	11.0	36	14.7	93	38.0	35	14.3	7	2.9
Butler	24	14.0	40	23.3	53	30.8	21	12.2	0	--
Cambria	64	23.7	58	21.5	112	41.5	0	--	14	5.2
Centre	24	19.8	31	25.6	48	39.7	9	7.4	9	7.4
Fayette	43	24.2	41	23.0	21	11.8	72	40.4	0	--
Franklin	49	12.1	94	23.3	91	22.5	65	16.1	14	3.5
Monroe	124	55.4	37	16.5	37	16.5	0	--	8	3.6
Schuylkill	57	31.3	18	9.9	31	17.0	67	36.8	7	3.8
Washington	59	16.7	56	15.9	32	9.1	123	34.8	2	0.6
<b><u>5th Class Counties</u></b>										
Adams	38	31.7	18	15.0	28	23.3	10	8.3	26	21.7
Blair	57	21.9	13	5.0	138	53.1	10	3.8	30	11.5
Lawrence	25	26.3	19	20.0	24	25.3	17	17.9	6	6.3
Lebanon	18	10.5	6	3.5	63	36.8	57	33.3	27	15.8
Lycoming	64	24.2	67	25.3	104	39.2	3	1.1	3	1.1
Mercer	117	45.2	87	33.6	48	18.5	0	--	7	2.7
Northumberland	11	5.2	25	11.8	42	19.9	103	48.8	9	4.3

Includes cases closed pre-petition due to juveniles' participation in Alternative Programs, including Youth Aid Panels.

Family Court Caseload - 2023 Juvenile Delinquency  
Cases Pending Disposition - Disposed

	Adjudicated Delinquent Hearing Officer	%	Warned and Counseled (Pre-Petition)	%	Transferred to Criminal Court	%	Cases Disposed
<b><u>1st Class County</u></b>							
Philadelphia	50	2.2	0	--	2	0.1	2,307
<b><u>2nd Class County</u></b>							
Allegheny	4	0.3	102	7.8	0	--	1,301
<b><u>2A Class Counties</u></b>							
Bucks	0	--	0	--	0	--	623
Delaware	50	5.6	3	0.3	2	0.2	899
Lancaster	0	--	8	1.0	0	--	808
Montgomery	0	--	0	--	0	--	843
<b><u>3rd Class Counties</u></b>							
Berks	0	--	0	--	0	--	406
Chester	47	9.3	21	4.2	0	--	504
Cumberland	0	--	0	--	3	0.6	530
Dauphin	0	--	4	0.5	4	0.5	873
Erie	0	--	54	7.1	6	0.8	764
Lackawanna	0	--	1	0.2	8	1.8	446
Lehigh	113	17.1	11	1.7	0	--	661
Luzerne	0	--	15	6.6	1	0.4	229
Northampton	0	--	185	23.6	0	--	785
Westmoreland	49	9.2	0	--	0	--	530
York	12	1.6	239	32.7	3	0.4	732
<b><u>4th Class Counties</u></b>							
Beaver	46	18.8	1	0.4	0	--	245
Butler	34	19.8	0	--	0	--	172
Cambria	22	8.1	0	--	0	--	270
Centre	0	--	0	--	0	--	121
Fayette	0	--	1	0.6	0	--	178
Franklin	58	14.4	33	8.2	0	--	404
Monroe	18	8.0	0	--	0	--	224
Schuylkill	0	--	2	1.1	0	--	182
Washington	31	8.8	43	12.2	7	2.0	353
<b><u>5th Class Counties</u></b>							
Adams	0	--	0	--	0	--	120
Blair	9	3.5	0	--	3	1.2	260
Lawrence	4	4.2	0	--	0	--	95
Lebanon	0	--	0	--	0	--	171
Lycoming	24	9.1	0	--	0	--	265
Mercer	0	--	0	--	0	--	259
Northumberland	0	--	21	10.0	0	--	211

Family Court Caseload - 2023 Juvenile Delinquency  
Cases Pending Disposition - Disposed

	Adjudicated Delinquent Judge	%	Dismissed/ Withdrawn/ Transferred	%	Consent Decree Entered	%	*Informal Adjustment Program Entered	%	Other	%
<b><u>6th Class Counties</u></b>										
Armstrong	23	31.9	14	19.4	11	15.3	12	16.7	10	13.9
Bedford	20	55.6	6	16.7	10	27.8	0	--	0	--
Bradford	9	8.8	7	6.9	44	43.1	38	37.3	1	1.0
Carbon	6	10.0	16	26.7	28	46.7	3	5.0	0	--
Clarion	13	24.5	10	18.9	23	43.4	1	1.9	6	11.3
Clearfield	55	59.8	9	9.8	28	30.4	0	--	0	--
Clinton	30	42.3	8	11.3	32	45.1	0	--	1	1.4
Columbia	24	27.6	20	23.0	14	16.1	26	29.9	2	2.3
Crawford	46	29.1	21	13.3	31	19.6	2	1.3	16	10.1
Elk	1	1.7	5	8.5	27	45.8	24	40.7	2	3.4
Greene	6	26.1	0	--	7	30.4	1	4.3	6	26.1
Huntingdon	20	50.0	10	25.0	6	15.0	0	--	4	10.0
Indiana	20	30.8	13	20.0	16	24.6	15	23.1	1	1.5
Jefferson	24	26.7	8	8.9	53	58.9	3	3.3	2	2.2
McKean	31	41.3	6	8.0	33	44.0	1	1.3	4	5.3
Mifflin	35	40.7	8	9.3	25	29.1	0	--	18	20.9
Perry	8	11.6	19	27.5	12	17.4	0	--	30	43.5
Pike	34	63.0	2	3.7	12	22.2	1	1.9	4	7.4
Somerset	16	41.0	10	25.6	13	33.3	0	--	0	--
Susquehanna	10	21.3	10	21.3	10	21.3	15	31.9	2	4.3
Tioga	18	25.7	11	15.7	39	55.7	0	--	2	2.9
Venango	22	22.9	47	49.0	13	13.5	1	1.0	0	--
Warren	39	37.5	4	3.8	57	54.8	0	--	4	3.8
Wayne	15	40.5	7	18.9	6	16.2	8	21.6	1	2.7
<b><u>7th Class Counties</u></b>										
Juniata	11	37.9	4	13.8	13	44.8	0	--	1	3.4
Snyder	8	13.3	22	36.7	5	8.3	17	28.3	8	13.3
Union	14	34.1	4	9.8	5	12.2	14	34.1	4	9.8
Wyoming	22	53.7	13	31.7	5	12.2	0	--	1	2.4
<b><u>8th Class Counties</u></b>										
Cameron	0	--	0	--	0	--	5	83.3	1	16.7
Forest	3	33.3	4	44.4	0	--	0	--	2	22.2
Fulton	9	36.0	0	--	15	60.0	0	--	1	4.0
Montour	3	13.6	5	22.7	9	40.9	4	18.2	1	4.5
Potter	9	36.0	4	16.0	8	32.0	3	12.0	1	4.0
Sullivan	6	60.0	3	30.0	1	10.0	0	--	0	--

Includes cases closed pre-petition due to juveniles' participation in Alternative Programs, including Youth Aid Panels.

Family Court Caseload - 2023 Juvenile Delinquency  
 Cases Pending Disposition - Disposed

	Adjudicated Delinquent Hearing Officer	%	Warned and Counseled (Pre-Petition)	%	Transferred to Criminal Court	%	Cases Disposed
<b><u>6th Class Counties</u></b>							
Armstrong	0	--	0	--	2	2.8	72
Bedford	0	--	0	--	0	--	36
Bradford	2	2.0	0	--	1	1.0	102
Carbon	0	--	7	11.7	0	--	60
Clarion	0	--	0	--	0	--	53
Clearfield	0	--	0	--	0	--	92
Clinton	0	--	0	--	0	--	71
Columbia	0	--	1	1.1	0	--	87
Crawford	42	26.6	0	--	0	--	158
Elk	0	--	0	--	0	--	59
Greene	3	13.0	0	--	0	--	23
Huntingdon	0	--	0	--	0	--	40
Indiana	0	--	0	--	0	--	65
Jefferson	0	--	0	--	0	--	90
McKean	0	--	0	--	0	--	75
Mifflin	0	--	0	--	0	--	86
Perry	0	--	0	--	0	--	69
Pike	0	--	0	--	1	1.9	54
Somerset	0	--	0	--	0	--	39
Susquehanna	0	--	0	--	0	--	47
Tioga	0	--	0	--	0	--	70
Venango	6	6.3	0	--	7	7.3	96
Warren	0	--	0	--	0	--	104
Wayne	0	--	0	--	0	--	37
<b><u>7th Class Counties</u></b>							
Juniata	0	--	0	--	0	--	29
Snyder	0	--	0	--	0	--	60
Union	0	--	0	--	0	--	41
Wyoming	0	--	0	--	0	--	41
<b><u>8th Class Counties</u></b>							
Cameron	0	--	0	--	0	--	6
Forest	0	--	0	--	0	--	9
Fulton	0	--	0	--	0	--	25
Montour	0	--	0	--	0	--	22
Potter	0	--	0	--	0	--	25
Sullivan	0	--	0	--	0	--	10

Family Court Caseload - 2023 Juvenile Delinquency  
 Formal Dispositions - Adjudicated Delinquent Cases

	<u>Adjudicated Delinquent</u>					Adjudicated Delinquent Cases	Warrant Issued	Court Supervision Terminated	End Pending
	Begin Pending	Judge	Hearing Officer	Warrant Returned	Other				
<b><u>1st Class County</u></b>									
Philadelphia	1,033	659	50	307	91	2,140	326	567	1,247
<b><u>2nd Class County</u></b>									
Allegheny	690	332	4	180	21	1,227	193	227	807
<b><u>2A Class Counties</u></b>									
Bucks	299	348	0	61	3	711	51	205	455
Delaware	698	253	50	159	26	1,186	127	410	649
Lancaster	673	345	0	0	0	1,018	0	306	712
Montgomery	253	339	0	17	29	638	26	224	388
<b><u>3rd Class Counties</u></b>									
Berks	205	123	0	18	8	354	13	108	233
Chester	255	131	47	24	2	459	15	156	288
Cumberland	95	106	0	9	2	212	8	35	169
Dauphin	340	314	0	19	6	679	15	264	400
Erie	312	279	0	6	1	598	5	254	339
Lackawanna	173	145	0	1	4	323	8	125	190
Lehigh	213	112	113	2	30	470	9	215	246
Luzerne	92	67	0	24	21	204	36	57	111
Northampton	163	106	0	0	2	271	10	72	189
Westmoreland	166	105	49	42	2	364	54	127	183
York	238	197	12	64	3	514	70	165	279
<b><u>4th Class Counties</u></b>									
Beaver	95	27	46	3	5	176	5	51	120
Butler	66	24	34	3	0	127	4	48	75
Cambria	98	64	22	1	4	189	1	91	97
Centre	26	24	0	0	2	52	0	16	36
Fayette	67	43	0	3	0	113	4	38	71
Franklin	144	49	58	0	1	252	0	109	143
Monroe	141	124	18	2	1	286	1	103	182
Schuylkill	126	57	0	2	2	187	4	70	113
Washington	145	59	31	29	1	265	31	106	128
<b><u>5th Class Counties</u></b>									
Adams	47	38	0	3	2	90	3	47	40
Blair	62	57	9	0	4	132	0	40	92
Lawrence	82	25	4	6	6	123	4	35	84
Lebanon	77	18	0	1	4	100	2	48	50
Lycoming	101	64	24	1	6	196	1	49	146
Mercer	122	117	0	5	11	255	2	89	164
Northumberland	89	11	0	0	0	100	0	10	90

Family Court Caseload - 2023 Juvenile Delinquency  
 Formal Dispositions - Adjudicated Delinquent Cases

	<u>Adjudicated Delinquent</u>					Adjudicated Delinquent Cases	Warrant Issued	Court Supervision Terminated	End Pending
	Begin Pending	Judge	Hearing Officer	Warrant Returned	Other				
<b><u>6th Class Counties</u></b>									
Armstrong	45	23	0	0	4	72	1	39	32
Bedford	99	20	0	1	0	120	1	31	88
Bradford	33	9	2	0	0	44	0	13	31
Carbon	17	6	0	0	2	25	0	7	18
Clarion	41	13	0	0	2	56	1	22	33
Clearfield	99	55	0	0	2	156	0	44	112
Clinton	23	30	0	0	0	53	0	18	35
Columbia	26	24	0	0	0	50	0	22	28
Crawford	110	46	42	0	1	199	5	78	116
Elk	9	1	0	0	2	12	0	5	7
Greene	5	6	3	0	0	14	0	6	8
Huntingdon	80	20	0	0	1	101	1	18	82
Indiana	47	20	0	0	3	70	0	29	41
Jefferson	17	24	0	0	3	44	2	15	27
McKean	32	31	0	0	0	63	1	11	51
Mifflin	40	35	0	0	0	75	0	25	50
Perry	105	8	0	0	1	114	0	36	78
Pike	86	34	0	1	3	124	1	23	100
Somerset	29	16	0	1	1	47	1	14	32
Susquehanna	15	10	0	0	4	29	0	8	21
Tioga	22	18	0	0	0	40	0	13	27
Venango	53	22	6	0	3	84	0	46	38
Warren	79	39	0	0	0	118	0	11	107
Wayne	34	15	0	1	0	50	0	16	34
<b><u>7th Class Counties</u></b>									
Juniata	46	11	0	0	0	57	0	13	44
Snyder	25	8	0	0	0	33	0	8	25
Union	16	14	0	0	0	30	0	6	24
Wyoming	42	22	0	0	3	67	0	33	34
<b><u>8th Class Counties</u></b>									
Cameron	5	0	0	0	0	5	0	1	4
Forest	5	3	0	0	0	8	0	0	8
Fulton	27	9	0	0	0	36	0	7	29
Montour	18	3	0	0	0	21	0	3	18
Potter	10	9	0	0	1	20	1	6	13
Sullivan	10	6	0	0	0	16	2	6	8



Family Court Caseload - 2023 Juvenile Delinquency  
 Formal Dispositions - Court Supervision Terminated

	Conditions Satisfied	Compelling % Reasons	%	Other	Reached % Age 21	Transferred to Another % Juvenile Court	Court Supervision % Terminated
<b><u>1st Class County</u></b>							
Philadelphia	423	74.6	124	21.9	10	1.8	567
<b><u>2nd Class County</u></b>							
Allegheny	177	78.0	8	3.5	34	15.0	227
<b><u>2A Class Counties</u></b>							
Bucks	164	80.0	31	15.1	4	2.0	205
Delaware	220	53.7	1	0.2	56	13.7	410
Lancaster	145	47.4	0	--	0	--	306
Montgomery	183	81.7	13	5.8	15	6.7	224
<b><u>3rd Class Counties</u></b>							
Berks	90	83.3	0	--	3	2.8	108
Chester	136	87.2	9	5.8	6	3.8	156
Cumberland	19	54.3	8	22.9	6	17.1	35
Dauphin	211	79.9	41	15.5	7	2.7	264
Erie	248	97.6	3	1.2	3	1.2	254
Lackawanna	95	76.0	22	17.6	1	0.8	125
Lehigh	84	39.1	99	46.0	25	11.6	215
Luzerne	34	59.6	19	33.3	2	3.5	57
Northampton	63	87.5	2	2.8	5	6.9	72
Westmoreland	90	70.9	13	10.2	23	18.1	127
York	78	47.3	56	33.9	18	10.9	165
<b><u>4th Class Counties</u></b>							
Beaver	46	90.2	1	2.0	4	7.8	51
Butler	45	93.8	2	4.2	1	2.1	48
Cambria	74	81.3	16	17.6	1	1.1	91
Centre	12	75.0	0	--	4	25.0	16
Fayette	24	63.2	14	36.8	0	--	38
Franklin	88	80.7	19	17.4	1	0.9	109
Monroe	88	85.4	7	6.8	3	2.9	103
Schuylkill	47	67.1	1	1.4	4	5.7	70
Washington	47	44.3	57	53.8	2	1.9	106
<b><u>5th Class Counties</u></b>							
Adams	42	89.4	2	4.3	3	6.4	47
Blair	6	15.0	29	72.5	5	12.5	40
Lawrence	26	74.3	0	--	2	5.7	35
Lebanon	24	50.0	19	39.6	5	10.4	48
Lycoming	31	63.3	16	32.7	2	4.1	49
Mercer	79	88.8	0	--	10	11.2	89
Northumberland	6	60.0	3	30.0	1	10.0	10

Family Court Caseload - 2023 Juvenile Delinquency  
 Formal Dispositions - Court Supervision Terminated

	Conditions Satisfied	%	Compelling Reasons	%	Other	Reached Age 21	%	Transferred to Another Juvenile Court	%	Court Supervision Terminated	
<b><u>6th Class Counties</u></b>											
Armstrong	39	100.0	0	--	0	--	0	--	0	--	39
Bedford	18	58.1	11	35.5	1	3.2	1	3.2	0	--	31
Bradford	7	53.8	6	46.2	0	--	0	--	0	--	13
Carbon	5	71.4	1	14.3	1	14.3	0	--	0	--	7
Clarion	11	50.0	4	18.2	7	31.8	0	--	0	--	22
Clearfield	25	56.8	17	38.6	2	4.5	0	--	0	--	44
Clinton	7	38.9	11	61.1	0	--	0	--	0	--	18
Columbia	17	77.3	5	22.7	0	--	0	--	0	--	22
Crawford	67	85.9	0	--	11	14.1	0	--	0	--	78
Elk	0	--	0	--	5	100.0	0	--	0	--	5
Greene	1	16.7	0	--	5	83.3	0	--	0	--	6
Huntingdon	12	66.7	1	5.6	0	--	5	27.8	0	--	18
Indiana	22	75.9	0	--	4	13.8	2	6.9	1	3.4	29
Jefferson	14	93.3	0	--	1	6.7	0	--	0	--	15
McKean	9	81.8	0	--	2	18.2	0	--	0	--	11
Mifflin	14	56.0	11	44.0	0	--	0	--	0	--	25
Perry	20	55.6	11	30.6	0	--	5	13.9	0	--	36
Pike	10	43.5	0	--	4	17.4	9	39.1	0	--	23
Somerset	9	64.3	0	--	2	14.3	3	21.4	0	--	14
Susquehanna	5	62.5	0	--	2	25.0	0	--	1	12.5	8
Tioga	10	76.9	3	23.1	0	--	0	--	0	--	13
Venango	35	76.1	6	13.0	2	4.3	2	4.3	1	2.2	46
Warren	3	27.3	0	--	8	72.7	0	--	0	--	11
Wayne	11	68.8	2	12.5	0	--	3	18.8	0	--	16
<b><u>7th Class Counties</u></b>											
Juniata	4	30.8	0	--	9	69.2	0	--	0	--	13
Snyder	3	37.5	0	--	5	62.5	0	--	0	--	8
Union	4	66.7	1	16.7	1	16.7	0	--	0	--	6
Wyoming	25	75.8	8	24.2	0	--	0	--	0	--	33
<b><u>8th Class Counties</u></b>											
Cameron	0	--	0	--	1	100.0	0	--	0	--	1
Forest	0	--	0	--	0	--	0	--	0	--	0
Fulton	2	28.6	3	42.9	2	28.6	0	--	0	--	7
Montour	1	33.3	2	66.7	0	--	0	--	0	--	3
Potter	6	100.0	0	--	0	--	0	--	0	--	6
Sullivan	6	100.0	0	--	0	--	0	--	0	--	6

Family Court Caseload - 2023 Juvenile Delinquency  
 Informal Dispositions - Informally Disposed Cases

	Consent Decree Begin Pending	Informal Adjustment Begin Pending	New Consent Decree	New Informal Adjustment
<b><u>1st Class County</u></b>				
Philadelphia	10	2	253	6
<b><u>2nd Class County</u></b>				
Allegheny	145	96	287	163
<b><u>2A Class Counties</u></b>				
Bucks	63	23	99	58
Delaware	215	69	214	142
Lancaster	37	66	116	180
Montgomery	45	41	133	121
<b><u>3rd Class Counties</u></b>				
Berks	75	33	153	26
Chester	39	49	72	135
Cumberland	64	43	155	154
Dauphin	52	56	179	188
Erie	76	86	92	187
Lackawanna	67	7	169	81
Lehigh	73	10	206	50
Luzerne	36	27	41	79
Northampton	41	109	126	248
Westmoreland	72	4	160	33
York	79	47	94	119
<b><u>4th Class Counties</u></b>				
Beaver	75	15	93	35
Butler	35	6	53	21
Cambria	52	0	112	0
Centre	42	2	48	9
Fayette	18	51	21	72
Franklin	33	8	91	65
Monroe	21	0	37	0
Schuylkill	39	29	31	67
Washington	25	37	32	123
<b><u>5th Class Counties</u></b>				
Adams	16	0	28	10
Blair	77	5	138	10
Lawrence	39	8	24	17
Lebanon	29	16	63	57
Lycoming	63	0	104	3
Mercer	21	0	48	0
Northumberland	28	197	42	103

Family Court Caseload - 2023 Juvenile Delinquency  
 Informal Dispositions - Informally Disposed Cases

	Warrant Returned	Other	Informally Disposed Cases	Warrant Issued	Informally Disposed Cases Terminated	End Pending
<b><u>1st Class County</u></b>						
Philadelphia	4	0	275	18	93	164
<b><u>2nd Class County</u></b>						
Allegheny	12	6	709	29	444	236
<b><u>2A Class Counties</u></b>						
Bucks	0	19	262	3	165	94
Delaware	9	5	654	18	379	257
Lancaster	0	1	400	0	247	153
Montgomery	0	3	343	0	221	122
<b><u>3rd Class Counties</u></b>						
Berks	4	1	292	5	157	130
Chester	0	0	295	0	192	103
Cumberland	0	1	417	1	283	133
Dauphin	2	64	541	4	366	171
Erie	1	1	443	1	285	157
Lackawanna	0	0	324	1	229	94
Lehigh	0	0	339	0	235	104
Luzerne	19	6	208	19	119	70
Northampton	0	0	524	4	360	160
Westmoreland	0	0	269	5	154	110
York	1	10	350	2	223	125
<b><u>4th Class Counties</u></b>						
Beaver	0	2	220	2	141	77
Butler	0	0	115	0	83	32
Cambria	0	0	164	1	101	62
Centre	0	1	102	0	65	37
Fayette	0	1	163	0	71	92
Franklin	0	1	198	0	125	73
Monroe	1	1	60	0	33	27
Schuylkill	0	3	169	0	96	73
Washington	0	0	217	0	181	36
<b><u>5th Class Counties</u></b>						
Adams	0	5	59	0	46	13
Blair	0	0	230	0	145	85
Lawrence	0	2	90	1	54	35
Lebanon	1	2	168	1	95	72
Lycoming	0	39	209	0	99	110
Mercer	1	1	71	0	50	21
Northumberland	0	22	392	0	109	283

Family Court Caseload - 2023 Juvenile Delinquency  
 Informal Dispositions - Informally Disposed Cases

	Consent Decree Begin Pending	Informal Adjustment Begin Pending	New Consent Decree	New Informal Adjustment
<b><u>6th Class Counties</u></b>				
Armstrong	14	2	11	12
Bedford	44	0	10	0
Bradford	32	28	44	38
Carbon	19	0	28	3
Clarion	12	1	23	1
Clearfield	28	0	28	0
Clinton	12	0	32	0
Columbia	2	10	14	26
Crawford	11	0	31	2
Elk	77	70	27	24
Greene	1	2	7	1
Huntingdon	21	0	6	0
Indiana	21	8	16	15
Jefferson	47	1	53	3
McKean	18	3	33	1
Mifflin	12	0	25	0
Perry	29	5	12	0
Pike	59	1	12	1
Somerset	6	0	13	0
Susquehanna	7	5	10	15
Tioga	18	0	39	0
Venango	21	6	13	1
Warren	27	1	57	0
Wayne	4	4	6	8
<b><u>7th Class Counties</u></b>				
Juniata	9	0	13	0
Snyder	3	1	5	17
Union	7	1	5	14
Wyoming	2	0	5	0
<b><u>8th Class Counties</u></b>				
Cameron	8	2	0	5
Forest	3	2	0	0
Fulton	0	0	15	0
Montour	9	8	9	4
Potter	16	0	8	3
Sullivan	0	0	1	0

Family Court Caseload - 2023 Juvenile Delinquency  
 Informal Dispositions - Informally Disposed Cases

	Warrant Returned	Other	Informally Disposed Cases	Warrant Issued	Informally Disposed Cases Terminated	End Pending
<b><u>6th Class Counties</u></b>						
Armstrong	0	0	39	0	27	12
Bedford	0	0	54	0	9	45
Bradford	0	4	146	0	79	67
Carbon	0	0	50	0	26	24
Clarion	0	1	38	0	22	16
Clearfield	0	5	61	0	25	36
Clinton	0	0	44	0	31	13
Columbia	0	0	52	0	34	18
Crawford	0	0	44	0	32	12
Elk	0	10	208	0	56	152
Greene	0	0	11	0	9	2
Huntingdon	0	0	27	0	9	18
Indiana	0	0	60	0	36	24
Jefferson	0	0	104	0	62	42
McKean	0	0	55	0	28	27
Mifflin	0	0	37	0	24	13
Perry	0	4	50	0	24	26
Pike	0	15	88	0	4	84
Somerset	0	0	19	0	8	11
Susquehanna	0	0	37	0	23	14
Tioga	0	0	57	0	32	25
Venango	0	0	41	0	27	14
Warren	0	1	86	0	47	39
Wayne	0	0	22	0	14	8
<b><u>7th Class Counties</u></b>						
Juniata	0	2	24	0	8	16
Snyder	0	1	27	0	23	4
Union	0	1	28	0	11	17
Wyoming	0	1	8	0	7	1
<b><u>8th Class Counties</u></b>						
Cameron	0	0	15	0	7	8
Forest	0	0	5	0	3	2
Fulton	0	0	15	0	10	5
Montour	0	3	33	0	9	24
Potter	0	1	28	0	19	9
Sullivan	0	0	1	0	0	1

Family Court Caseload - 2023 Juvenile Delinquency  
 Informal Dispositions - Informally Disposed Cases Terminated

	Consent Decree Completed	%	Informal Adjustment Completed	%	Other	%
<b><u>1st Class County</u></b>						
Philadelphia	44	47.3	2	2.2	3	3.2
<b><u>2nd Class County</u></b>						
Allegheny	116	26.1	148	33.3	140	31.5
<b><u>2A Class Counties</u></b>						
Bucks	91	55.2	47	28.5	8	4.8
Delaware	193	50.9	102	26.9	57	15.0
Lancaster	77	31.2	144	58.3	1	0.4
Montgomery	94	42.5	66	29.9	32	14.5
<b><u>3rd Class Counties</u></b>						
Berks	103	65.6	18	11.5	4	2.5
Chester	52	27.1	127	66.1	6	3.1
Cumberland	100	35.3	137	48.4	8	2.8
Dauphin	136	37.2	183	50.0	9	2.5
Erie	87	30.5	164	57.5	24	8.4
Lackawanna	131	57.2	74	32.3	6	2.6
Lehigh	133	56.6	37	15.7	53	22.6
Luzerne	19	16.0	62	52.1	22	18.5
Northampton	89	24.7	254	70.6	10	2.8
Westmoreland	125	81.2	12	7.8	5	3.2
York	100	44.8	95	42.6	13	5.8
<b><u>4th Class Counties</u></b>						
Beaver	97	68.8	28	19.9	12	8.5
Butler	60	72.3	23	27.7	0	--
Cambria	88	87.1	0	--	0	--
Centre	47	72.3	5	7.7	5	7.7
Fayette	14	19.7	52	73.2	2	2.8
Franklin	70	56.0	47	37.6	0	--
Monroe	29	87.9	0	--	1	3.0
Schuylkill	33	34.4	26	27.1	28	29.2
Washington	40	22.1	128	70.7	1	0.6
<b><u>5th Class Counties</u></b>						
Adams	35	76.1	9	19.6	2	4.3
Blair	116	80.0	10	6.9	13	9.0
Lawrence	33	61.1	18	33.3	0	--
Lebanon	22	23.2	43	45.3	27	28.4
Lycoming	75	75.8	3	3.0	1	1.0
Mercer	41	82.0	0	--	9	18.0
Northumberland	27	24.8	79	72.5	3	2.8

Family Court Caseload - 2023 Juvenile Delinquency  
 Informal Dispositions - Informally Disposed Cases Terminated

	Consent Decree Revoked	%	Informal Adjustment Revoked	%	Informally Disposed Cases Terminated
<b><u>1st Class County</u></b>					
Philadelphia	42	45.2	2	2.2	93
<b><u>2nd Class County</u></b>					
Allegheny	38	8.6	2	0.5	444
<b><u>2A Class Counties</u></b>					
Bucks	19	11.5	0	--	165
Delaware	27	7.1	0	--	379
Lancaster	4	1.6	21	8.5	247
Montgomery	10	4.5	19	8.6	221
<b><u>3rd Class Counties</u></b>					
Berks	29	18.5	3	1.9	157
Chester	3	1.6	4	2.1	192
Cumberland	22	7.8	16	5.7	283
Dauphin	23	6.3	15	4.1	366
Erie	10	3.5	0	--	285
Lackawanna	18	7.9	0	--	229
Lehigh	12	5.1	0	--	235
Luzerne	16	13.4	0	--	119
Northampton	7	1.9	0	--	360
Westmoreland	12	7.8	0	--	154
York	11	4.9	4	1.8	223
<b><u>4th Class Counties</u></b>					
Beaver	4	2.8	0	--	141
Butler	0	--	0	--	83
Cambria	13	12.9	0	--	101
Centre	8	12.3	0	--	65
Fayette	3	4.2	0	--	71
Franklin	6	4.8	2	1.6	125
Monroe	3	9.1	0	--	33
Schuylkill	0	--	9	9.4	96
Washington	4	2.2	8	4.4	181
<b><u>5th Class Counties</u></b>					
Adams	0	--	0	--	46
Blair	6	4.1	0	--	145
Lawrence	3	5.6	0	--	54
Lebanon	3	3.2	0	--	95
Lycoming	20	20.2	0	--	99
Mercer	0	--	0	--	50
Northumberland	0	--	0	--	109



Family Court Caseload - 2023 Juvenile Delinquency  
 Informal Dispositions - Informally Disposed Cases Terminated

	Consent Decree Completed	%	Informal Adjustment Completed	%	Other	%
<b><u>6th Class Counties</u></b>						
Armstrong	17	63.0	8	29.6	2	7.4
Bedford	1	11.1	0	--	6	66.7
Bradford	40	50.6	36	45.6	3	3.8
Carbon	22	84.6	1	3.8	3	11.5
Clarion	18	81.8	0	--	4	18.2
Clearfield	23	92.0	0	--	0	--
Clinton	30	96.8	0	--	0	--
Columbia	6	17.6	26	76.5	1	2.9
Crawford	30	93.8	0	--	2	6.3
Elk	25	44.6	18	32.1	11	19.6
Greene	0	--	1	11.1	8	88.9
Huntingdon	9	100.0	0	--	0	--
Indiana	19	52.8	15	41.7	0	--
Jefferson	51	82.3	1	1.6	2	3.2
McKean	22	78.6	1	3.6	4	14.3
Mifflin	22	91.7	0	--	0	--
Perry	19	79.2	0	--	4	16.7
Pike	0	--	2	50.0	2	50.0
Somerset	8	100.0	0	--	0	--
Susquehanna	9	39.1	13	56.5	1	4.3
Tioga	26	81.3	0	--	0	--
Venango	18	66.7	5	18.5	4	14.8
Warren	37	78.7	0	--	3	6.4
Wayne	6	42.9	6	42.9	2	14.3
<b><u>7th Class Counties</u></b>						
Juniata	7	87.5	0	--	1	12.5
Snyder	6	26.1	16	69.6	1	4.3
Union	4	36.4	6	54.5	1	9.1
Wyoming	6	85.7	0	--	0	--
<b><u>8th Class Counties</u></b>						
Cameron	0	--	5	71.4	2	28.6
Forest	0	--	0	--	3	100.0
Fulton	9	90.0	0	--	0	--
Montour	5	55.6	3	33.3	0	--
Potter	16	84.2	2	10.5	1	5.3
Sullivan	0	--	0	--	0	--

Family Court Caseload - 2023 Juvenile Delinquency  
 Informal Dispositions - Informally Disposed Cases Terminated

	Consent Decree Revoked	%	Informal Adjustment Revoked	%	Informally Disposed Cases Terminated
<b><u>6th Class Counties</u></b>					
Armstrong	0	--	0	--	27
Bedford	2	22.2	0	--	9
Bradford	0	--	0	--	79
Carbon	0	--	0	--	26
Clarion	0	--	0	--	22
Clearfield	2	8.0	0	--	25
Clinton	1	3.2	0	--	31
Columbia	1	2.9	0	--	34
Crawford	0	--	0	--	32
Elk	2	3.6	0	--	56
Greene	0	--	0	--	9
Huntingdon	0	--	0	--	9
Indiana	2	5.6	0	--	36
Jefferson	8	12.9	0	--	62
McKean	1	3.6	0	--	28
Mifflin	2	8.3	0	--	24
Perry	1	4.2	0	--	24
Pike	0	--	0	--	4
Somerset	0	--	0	--	8
Susquehanna	0	--	0	--	23
Tioga	6	18.8	0	--	32
Venango	0	--	0	--	27
Warren	7	14.9	0	--	47
Wayne	0	--	0	--	14
<b><u>7th Class Counties</u></b>					
Juniata	0	--	0	--	8
Snyder	0	--	0	--	23
Union	0	--	0	--	11
Wyoming	1	14.3	0	--	7
<b><u>8th Class Counties</u></b>					
Cameron	0	--	0	--	7
Forest	0	--	0	--	3
Fulton	1	10.0	0	--	10
Montour	0	--	1	11.1	9
Potter	0	--	0	--	19
Sullivan	0	--	0	--	0

---

---

## **JUVENILE DELINQUENCY**

*... a classification of juvenile cases which involves an act by an individual between 10 and 18 years of age which has been designated as a crime under Pennsylvania law or under local ordinances.*

**Alternative Program Revoked**

Cases returned to the pending inventory due to the revocation of a juvenile's participation in an alternative course of relief, as previously approved by a court via motion.

**Adjudicated Delinquent Judge (Formal)**

Active cases adjudicated delinquent by a judge following an evidentiary hearing.

**Adjudicated Delinquent Juvenile Court Hearing Officer (Formal)**

Active cases adjudicated delinquent by a hearing officer following an evidentiary hearing.

**Begin Pending**

**Pending Disposition:** New written allegations and petitions awaiting adjudication at the beginning of the reporting period (January 1<sup>st</sup>).

**Formal Dispositions:** Cases previously adjudicated delinquent under court supervision at the beginning of the reporting period (January 1<sup>st</sup>).

**Consent Decree:** Cases with an active consent decree in place at the beginning of the reporting period (January 1<sup>st</sup>).

**Informal Adjustment:** Cases with an active informal adjustment at the beginning of the reporting period (January 1<sup>st</sup>).

**Cases Available for Disposition**

The sum of Begin Pending, plus New Cases, and cases returned to active status due to Consent Decree Revoked, Informal Adjustment Program Revoked, Alternative Program Revoked, Warrant Returned, and for an Other reason.

**Cases Disposed**

To count as disposed, a case must have been adjudicated, placed in inactive status or otherwise disposed during the reporting period. These cases are then categorized by disposition type and include:

**Adjudicated Delinquent Judge:** A determination by a judge, following an evidentiary proceeding, that a juvenile has committed a delinquent act and is need of treatment, supervision or rehabilitation.

**Adjudicated Delinquent Juvenile Court Hearing Officer:** A determination by a hearing officer, following an evidentiary proceeding, that a juvenile has committed a delinquent act and is need of treatment, supervision or rehabilitation.

**Consent Decree Entered:** Cases in which a consent decree has been approved by the district attorney and the court, placing a juvenile under the supervision of a probation office under stipulated terms for a period of up to 6 months.

---

---

**Dismissed/Withdrawn/Transferred:** Cases dismissed by a court prior to or following an adjudicatory hearing, (does NOT include cases dismissed related to informal adjustment programs); cases withdrawn by an attorney for the Commonwealth; cases transferred to another jurisdiction for adjudication or disposition, following a motion. Transfers are usually to a juveniles' county of residence (if an action is commenced in the court of another county).

**Informal Adjustment Program Entered:** Cases in which a new informal adjustment program has been commenced with a juvenile probation office for a period of up to 6 months.

**Other:** Cases disposed in a manner outside the criteria of other disposition categories. In the first year of automated statewide data, the "Other" disposition category includes some administrative closures necessitated by the migration of data from legacy systems. This category will decrease over time as fewer administrative corrections are needed.

**Transferred to Criminal Court:** Cases originating in juvenile court that are transferred to adult criminal court.

**Warned and Counseled (Pre-Petition):** Cases in which a juvenile probation officer issues a warning and counsels a juvenile related to alleged delinquent conduct; the case is then closed.

**Informally  
Disposed Cases**

The sum of Begin Pending plus New Consent Decree, New Informal Adjustment, Warrant Returned and Other.

**Informally Disposed  
Cases Terminated**

Informal disposition case termination categories include:

**Consent Decree Completed:** Closed cases in which a juvenile has satisfied all terms and conditions of a Consent Decree or in which the juvenile is discharged by the court from a Consent Decree prior to the end of the specified time period.

**Consent Decree Revoked:** Cases returned to the pending inventory for further proceedings due to the revocation of a previously court-approved Consent Decree. Consent Decrees are revoked if the juvenile fails to meet the conditions of the program or new allegations have been filed against the juvenile.

**Informal Adjustment Completed:** Cases closed (dismissed) upon successful completion of all stipulated terms and conditions of the Informal Adjustment Program.

**Informal Adjustment Program Revoked:** Cases returned to the active inventory due to the revocation (due to juvenile non-compliance, violation, or other action(s) in defiance of agreed terms) of a previously entered informal adjustment arrangement as defined by a juvenile probation office.

**Other:** Cases disposed in a manner outside the criteria of other disposition categories. In the first year of automated statewide data, the "Other" disposition category includes some administrative closures necessitated by the migration of data from legacy systems. This category will decrease over time as fewer administrative corrections are needed.

---

<b>Consent Decree Revoked</b>	Cases returned to the pending inventory for further proceedings due to the revocation of a previously court-approved consent decree. Consent decrees are revoked if the juvenile fails to meet the conditions of the program or new allegations have been filed against the juvenile.
<b>Formally Disposed Cases, Court Supervision Terminated</b>	<p>These cases are categorized by court supervision type:</p> <p><b>Conditions Satisfied:</b> Court supervision is terminated due to a juvenile satisfying imposed conditions of placement and/or probation.</p> <p><b>Compelling Reasons:</b> Court supervision is terminated early (i.e. prior to completion of all terms/conditions of a dispositional order) upon order of the court following a motion made by any party to the case.</p> <p><b>Reached Age 21:</b> Court supervision is terminated due to a juvenile attaining the age of 21 years (loss of court jurisdiction).</p> <p><b>Other:</b> Cases disposed in a manner outside the criteria of other disposition categories. In the first year of automated statewide data, the "Other" disposition category includes some administrative closures necessitated by the migration of data from legacy systems. This category will decrease over time as fewer administrative corrections are needed.</p> <p><b>Transferred to Another Juvenile Court:</b> Court supervision transferred to another county.</p>
<b>End Pending</b>	Represents the total number of cases awaiting adjudication/disposition at the end of the year. Cases Available for Disposition less Warrant Issued and Cases Disposed for the calendar year.
<b>Informal Adjustment Program Revoked</b>	Cases returned to the pending inventory due to the revocation of a previously entered informal adjustment arrangement as defined by a juvenile probation office. Informal Adjustment Programs are revoked due to juvenile non-compliance, violation, or other action(s) in defiance of agreed terms
<b>New Cases</b>	A new delinquency case is initiated upon the submission of a written allegation to a juvenile probation office (with prior approval by an attorney for the Commonwealth, where required). The unit of count is the docket number assigned by a juvenile probation office.
<b>New Consent Decree</b>	Active/disposed cases in which a Consent Decree has been approved by the court, placing a juvenile under the supervision of a probation office under stipulated terms.
<b>New Informal Adjustment</b>	Active/disposed cases in which an Informal Adjustment Program has been commenced with a juvenile probation office.
<b>Other Inbound (Pending)</b>	A residual category of inbound/active cases that includes cases refiled, cases transferred from another jurisdiction, cases with a vacated adjudication, and other inbound cases in active status for a reason not otherwise specified.
<b>Other Inbound (Formal/Informal)</b>	Delinquency cases returned to active court supervision or informal supervision for a reason not otherwise specified.

---

---

---

**Warrant Issued**

Cases placed in inactive status due to the issuance of a bench warrant.

**Warrant Returned**

Cases returned to the pending, formal supervision or informal supervision inventories due to the service or recall of a bench warrant previously issued against a juvenile respondent.

# 2023 Common Pleas State Totals Juvenile Dependency

<u>Pending Adjudication</u>	Abuse/Neglect	Status Offenses	Total
<b>Cases Pending 1/1/23</b>	<b>1,259</b> <sup>(R)</sup>	<b>93</b> <sup>(R)</sup>	<b>1,352</b> <sup>(R)</sup>
New Petitions Filed	6,777	480	7,257
Other	1,476	60	1,536
<b>Petitions Available for Processing</b>	<b>9,512</b>	<b>633</b>	<b>10,145</b>

Processed By:

Adjudicated Dependent			
Judge	4,404	243	4,647
Hearing Officer	1,924	145	2,069
Adjudicated NOT Dependent			
Judge	429	28	457
Hearing Officer	69	8	77
Withdrawn/Dismissed/Transferred	1,140	100	1,240
Other	327	24	351
<b>Petitions Processed</b>	<b>8,293</b>	<b>548</b>	<b>8,841</b>
<b>Cases Pending 12/31/23</b>	<b>1,219</b>	<b>85</b>	<b>1,304</b>

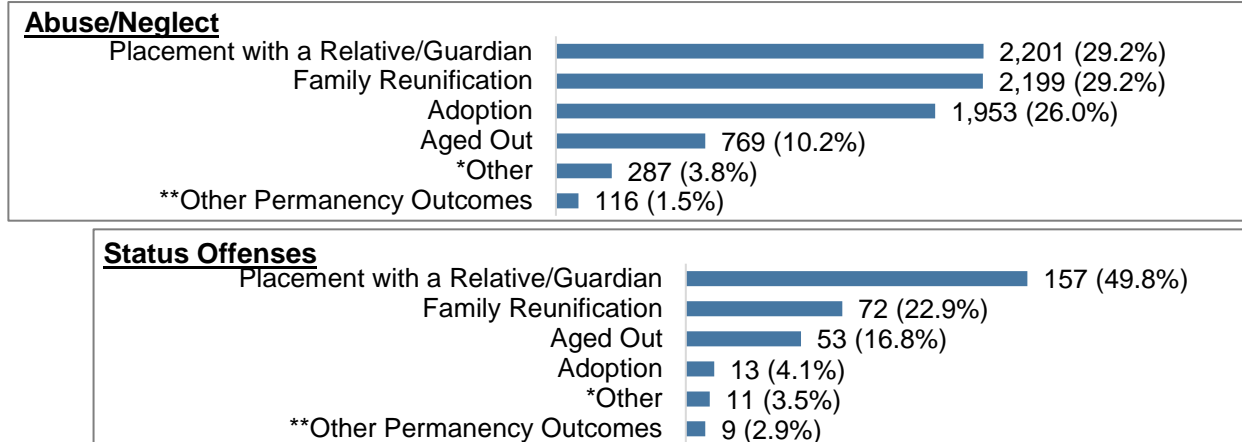
The Pending Adjudication Inventory is counted separately from adjudicated cases that are under court supervision.

**Adjudicated Dependent**

<b>Cases Pending 1/1/23</b>	<b>14,547</b> <sup>(R)</sup>	<b>417</b> <sup>(R)</sup>	<b>14,964</b> <sup>(R)</sup>
New Adjudicated Dependent Cases	6,328	388	6,716
Other	157	8	165
<b>Adjudicated Dependent Cases</b>	<b>21,032</b>	<b>813</b>	<b>21,845</b>
<b>Court Supervision Terminated</b>	<b>7,525</b>	<b>315</b>	<b>7,840</b>
<b>Cases Pending 12/31/23</b>	<b>13,507</b>	<b>498</b>	<b>14,005</b>

If the case is adjudicated dependent, the case progresses to the Adjudicated Dependent

**Court Supervision Terminated By:**



(R) - Revised

\* Other Permanency Outcomes include: adjudicated delinquent, delinquent, death due to natural causes, emancipation, permanent living arrangement, and parent has come forward.

\*\* Other includes cases where court supervision is terminated due to transfer out of jurisdiction, withdrawal and administrative closure.

Family Court Caseload - 2023 Juvenile Dependency Abuse/Neglect  
 Pending Adjudication - Available for Processing

	Begin Pending	New Petitions Filed	Other	Petitions Available for Processing	Petitions Processed	End Pending
<b><u>1st Class County</u></b>						
Philadelphia	302	969	182	1,453	1,219	234
<b><u>2nd Class County</u></b>						
Allegheny	120	534	151	805	662	143
<b><u>2A Class Counties</u></b>						
Bucks	74	130	28	232	163	69
Delaware	21	147	30	198	171	27
Lancaster	27	136	6	169	152	17
Montgomery	21	215	21	257	230	27
<b><u>3rd Class Counties</u></b>						
Berks	31	218	17	266	251	15
Chester	3	29	0	32	29	3
Cumberland	33	172	14	219	184	35
Dauphin	28	258	39	325	277	48
Erie	14	176	32	222	220	2
Lackawanna	6	190	43	239	233	6
Lehigh	74	242	55	371	321	50
Luzerne	29	357	131	517	457	60
Northampton	16	146	18	180	164	16
Westmoreland	23	126	10	159	134	25
York	23	280	53	356	312	44
<b><u>4th Class Counties</u></b>						
Beaver	1	37	3	41	38	3
Butler	22	135	35	192	169	23
Cambria	4	97	6	107	102	5
Centre	0	52	2	54	54	0
Fayette	62	225	150	437	345	92
Franklin	7	57	4	68	60	8
Monroe	6	79	6	91	89	2
Schuylkill	16	262	133	411	381	30
Washington	10	138	16	164	159	5
<b><u>5th Class Counties</u></b>						
Adams	13	31	10	54	51	3
Blair	42	106	21	169	133	36
Lawrence	15	72	19	106	96	10
Lebanon	8	66	6	80	61	19
Lycoming	3	27	0	30	28	2
Mercer	14	48	3	65	58	7
Northumberland	11	77	15	103	100	3



Family Court Caseload - 2023 Juvenile Dependency Abuse/Neglect  
 Pending Adjudication - Available for Processing

	Begin Pending	New Petitions Filed	Other	Petitions Available for Processing	Petitions Processed	End Pending
<b><u>6th Class Counties</u></b>						
Armstrong	2	60	14	76	70	6
Bedford	2	34	13	49	44	5
Bradford	3	62	14	79	73	6
Carbon	0	23	6	29	29	0
Clarion	5	43	17	65	65	0
Clearfield	15	66	5	86	73	13
Clinton	1	1	6	8	8	0
Columbia	27	58	10	95	85	10
Crawford	27	20	9	56	43	13
Elk	2	5	3	10	4	6
Greene	4	48	24	76	72	4
Huntingdon	6	37	12	55	52	3
Indiana	6	46	2	54	52	2
Jefferson	1	65	16	82	77	5
McKean	9	19	5	33	29	4
Mifflin	7	20	1	28	28	0
Perry	0	8	1	9	7	2
Pike	0	27	7	34	31	3
Somerset	6	62	6	74	66	8
Susquehanna	0	35	2	37	33	4
Tioga	3	53	15	71	64	7
Venango	44	59	15	118	72	46
Warren	0	10	2	12	11	1
Wayne	2	31	3	36	36	0
<b><u>7th Class Counties</u></b>						
Juniata	0	12	1	13	13	0
Snyder	0	3	0	3	3	0
Union	1	6	1	8	8	0
Wyoming	1	19	6	26	24	2
<b><u>8th Class Counties</u></b>						
Cameron	3	0	0	3	3	0
Forest	0	0	0	0	0	0
Fulton	0	1	1	2	2	0
Montour	0	7	0	7	7	0
Potter	1	0	0	1	1	0
Sullivan	2	3	0	5	5	0

Family Court Caseload - 2023 Juvenile Dependency Abuse/Neglect  
 Pending Adjudication - Processed

	Adjudicated Dependent		Adjudicated NOT Dependent		Withdrawn/ Dismissed/ Transferred	Other
	Judge	Hearing Officer	Judge	Hearing Officer		
<b><u>1st Class County</u></b>						
Philadelphia	974	4	163	1	68	9
<b><u>2nd Class County</u></b>						
Allegheny	473	0	59	0	102	28
<b><u>2A Class Counties</u></b>						
Bucks	124	0	2	0	34	3
Delaware	11	97	0	3	42	18
Lancaster	129	0	11	0	2	10
Montgomery	176	18	0	0	31	5
<b><u>3rd Class Counties</u></b>						
Berks	194	0	24	0	32	1
Chester	8	19	0	0	0	2
Cumberland	4	116	0	15	30	19
Dauphin	8	228	15	10	11	5
Erie	31	177	0	3	3	6
Lackawanna	213	0	0	0	17	3
Lehigh	21	174	4	2	120	0
Luzerne	38	238	5	12	153	11
Northampton	18	120	0	0	26	0
Westmoreland	27	79	2	6	17	3
York	247	0	22	0	40	3
<b><u>4th Class Counties</u></b>						
Beaver	6	23	0	1	6	2
Butler	14	103	0	2	48	2
Cambria	50	32	4	3	13	0
Centre	38	0	6	0	8	2
Fayette	227	0	52	0	14	52
Franklin	5	51	0	1	2	1
Monroe	78	0	5	0	6	0
Schuylkill	244	0	17	0	120	0
Washington	29	113	1	1	0	15
<b><u>5th Class Counties</u></b>						
Adams	38	0	1	0	10	2
Blair	32	64	1	1	27	8
Lawrence	28	42	4	0	12	10
Lebanon	53	0	0	0	0	8
Lycoming	3	19	0	0	6	0
Mercer	37	0	0	0	4	17
Northumberland	82	0	7	0	6	5

Family Court Caseload - 2023 Juvenile Dependency Abuse/Neglect  
 Pending Adjudication - Processed

	Adjudicated Dependent		Adjudicated NOT Dependent		Withdrawn/ Dismissed/ Transferred	Other
	Judge	Hearing Officer	Judge	Hearing Officer		
<b><u>6th Class Counties</u></b>						
Armstrong	61	0	8	0	0	1
Bedford	29	0	0	0	15	0
Bradford	8	28	0	3	22	12
Carbon	8	20	0	1	0	0
Clarion	57	0	0	0	0	8
Clearfield	66	0	0	0	1	6
Clinton	6	0	1	0	0	1
Columbia	2	74	0	3	5	1
Crawford	6	19	2	0	14	2
Elk	3	0	0	0	0	1
Greene	14	40	0	1	9	8
Huntingdon	43	0	0	0	9	0
Indiana	46	0	0	0	6	0
Jefferson	70	0	1	0	3	3
McKean	9	18	0	0	2	0
Mifflin	22	0	0	0	0	6
Perry	6	0	0	0	1	0
Pike	28	0	0	0	1	2
Somerset	60	0	2	0	3	1
Susquehanna	33	0	0	0	0	0
Tioga	38	0	3	0	23	0
Venango	46	0	1	0	8	17
Warren	8	0	0	0	0	3
Wayne	33	1	0	0	0	2
<b><u>7th Class Counties</u></b>						
Juniata	11	0	2	0	0	0
Snyder	3	0	0	0	0	0
Union	4	0	0	0	4	0
Wyoming	19	0	4	0	1	0
<b><u>8th Class Counties</u></b>						
Cameron	0	0	0	0	0	3
Forest	0	0	0	0	0	0
Fulton	2	0	0	0	0	0
Montour	0	7	0	0	0	0
Potter	1	0	0	0	0	0
Sullivan	2	0	0	0	3	0

Family Court Caseload - 2023 Juvenile Dependency Status Offenses  
 Pending Adjudication - Available for Processing

	Begin Pending	New Petitions Filed	Other	Petitions Available for Processing	Petitions Processed	End Pending
<b><u>1st Class County</u></b>						
Philadelphia	33	109	2	144	130	14
<b><u>2nd Class County</u></b>						
Allegheny	3	33	2	38	33	5
<b><u>2A Class Counties</u></b>						
Bucks	0	0	0	0	0	0
Delaware	0	8	0	8	8	0
Lancaster	0	1	0	1	1	0
Montgomery	2	13	0	15	12	3
<b><u>3rd Class Counties</u></b>						
Berks	0	0	0	0	0	0
Chester	0	0	0	0	0	0
Cumberland	0	1	0	1	1	0
Dauphin	0	0	0	0	0	0
Erie	1	15	0	16	15	1
Lackawanna	0	0	0	0	0	0
Lehigh	1	0	0	1	1	0
Luzerne	26	119	33	178	153	25
Northampton	0	0	0	0	0	0
Westmoreland	4	6	1	11	7	4
York	0	4	0	4	4	0
<b><u>4th Class Counties</u></b>						
Beaver	1	0	0	1	1	0
Butler	0	0	0	0	0	0
Cambria	0	0	0	0	0	0
Centre	0	3	0	3	3	0
Fayette	5	5	3	13	10	3
Franklin	1	3	1	5	5	0
Monroe	2	3	0	5	5	0
Schuylkill	0	0	0	0	0	0
Washington	0	1	0	1	1	0
<b><u>5th Class Counties</u></b>						
Adams	1	0	0	1	1	0
Blair	0	0	0	0	0	0
Lawrence	0	0	0	0	0	0
Lebanon	0	4	0	4	3	1
Lycoming	0	0	1	1	0	1
Mercer	1	6	0	7	2	5
Northumberland	0	7	5	12	12	0

Family Court Caseload - 2023 Juvenile Dependency Status Offenses  
 Pending Adjudication - Available for Processing

	Begin Pending	New Petitions Filed	Other	Petitions Available for Processing	Petitions Processed	End Pending
<b><u>6th Class Counties</u></b>						
Armstrong	0	0	0	0	0	0
Bedford	0	1	0	1	1	0
Bradford	0	2	1	3	3	0
Carbon	0	0	0	0	0	0
Clarion	2	5	0	7	7	0
Clearfield	0	21	2	23	20	3
Clinton	1	24	1	26	21	5
Columbia	0	0	2	2	2	0
Crawford	6	55	1	62	52	10
Elk	0	1	0	1	0	1
Greene	0	3	2	5	5	0
Huntingdon	0	5	0	5	4	1
Indiana	0	2	0	2	2	0
Jefferson	0	0	0	0	0	0
McKean	0	1	1	2	2	0
Mifflin	0	0	0	0	0	0
Perry	0	1	1	2	1	1
Pike	1	1	0	2	2	0
Somerset	0	2	0	2	0	2
Susquehanna	0	9	0	9	9	0
Tioga	0	2	0	2	2	0
Venango	0	0	0	0	0	0
Warren	1	0	0	1	1	0
Wayne	0	0	0	0	0	0
<b><u>7th Class Counties</u></b>						
Juniata	0	1	1	2	2	0
Snyder	0	0	0	0	0	0
Union	0	0	0	0	0	0
Wyoming	0	0	0	0	0	0
<b><u>8th Class Counties</u></b>						
Cameron	1	1	0	2	2	0
Forest	0	0	0	0	0	0
Fulton	0	1	0	1	1	0
Montour	0	0	0	0	0	0
Potter	0	1	0	1	1	0
Sullivan	0	0	0	0	0	0

Family Court Caseload - 2023 Juvenile Dependency Status Offenses  
 Pending Adjudication - Processed

	Adjudicated Dependent		Adjudicated NOT Dependent		Withdrawn /Dismissed /Transferred	Other
	Judge	Hearing Officer	Judge	Hearing Officer		
<b><u>1st Class County</u></b>						
Philadelphia	92	0	27	0	8	3
<b><u>2nd Class County</u></b>						
Allegheny	27	0	0	0	3	3
<b><u>2A Class Counties</u></b>						
Bucks	0	0	0	0	0	0
Delaware	0	4	0	0	4	0
Lancaster	1	0	0	0	0	0
Montgomery	12	0	0	0	0	0
<b><u>3rd Class Counties</u></b>						
Berks	0	0	0	0	0	0
Chester	0	0	0	0	0	0
Cumberland	0	1	0	0	0	0
Dauphin	0	0	0	0	0	0
Erie	3	9	0	0	2	1
Lackawanna	0	0	0	0	0	0
Lehigh	0	1	0	0	0	0
Luzerne	10	74	0	0	68	1
Northampton	0	0	0	0	0	0
Westmoreland	0	5	0	2	0	0
York	4	0	0	0	0	0
<b><u>4th Class Counties</u></b>						
Beaver	1	0	0	0	0	0
Butler	0	0	0	0	0	0
Cambria	0	0	0	0	0	0
Centre	1	0	1	0	0	1
Fayette	4	0	0	0	0	6
Franklin	0	4	0	0	1	0
Monroe	5	0	0	0	0	0
Schuylkill	0	0	0	0	0	0
Washington	0	1	0	0	0	0
<b><u>5th Class Counties</u></b>						
Adams	1	0	0	0	0	0
Blair	0	0	0	0	0	0
Lawrence	0	0	0	0	0	0
Lebanon	3	0	0	0	0	0
Lycoming	0	0	0	0	0	0
Mercer	1	0	0	0	0	1
Northumberland	12	0	0	0	0	0

Family Court Caseload - 2023 Juvenile Dependency Status Offenses  
 Pending Adjudication - Processed

	Adjudicated Dependent		Adjudicated NOT Dependent		Withdrawn /Dismissed /Transferred	Other
	Judge	Hearing Officer	Judge	Hearing Officer		
<b><u>6th Class Counties</u></b>						
Armstrong	0	0	0	0	0	0
Bedford	0	0	0	0	0	1
Bradford	0	3	0	0	0	0
Carbon	0	0	0	0	0	0
Clarion	6	0	0	0	1	0
Clearfield	19	0	0	0	0	1
Clinton	17	0	0	0	4	0
Columbia	0	2	0	0	0	0
Crawford	4	34	0	6	3	5
Elk	0	0	0	0	0	0
Greene	0	5	0	0	0	0
Huntingdon	3	0	0	0	1	0
Indiana	2	0	0	0	0	0
Jefferson	0	0	0	0	0	0
McKean	0	2	0	0	0	0
Mifflin	0	0	0	0	0	0
Perry	1	0	0	0	0	0
Pike	2	0	0	0	0	0
Somerset	0	0	0	0	0	0
Susquehanna	7	0	0	0	2	0
Tioga	1	0	0	0	1	0
Venango	0	0	0	0	0	0
Warren	1	0	0	0	0	0
Wayne	0	0	0	0	0	0
<b><u>7th Class Counties</u></b>						
Juniata	1	0	0	0	1	0
Snyder	0	0	0	0	0	0
Union	0	0	0	0	0	0
Wyoming	0	0	0	0	0	0
<b><u>8th Class Counties</u></b>						
Cameron	1	0	0	0	0	1
Forest	0	0	0	0	0	0
Fulton	1	0	0	0	0	0
Montour	0	0	0	0	0	0
Potter	0	0	0	0	1	0
Sullivan	0	0	0	0	0	0

Family Court Caseload - 2023 Juvenile Dependency Abuse/Neglect  
 Adjudicated Dependent - Available for Processing

	Begin Pending	New Adjudicated Dependent Cases	Other	Adjudicated Dependent Cases	Court Supervision Terminated	End Pending
<b><u>1st Class County</u></b>						
Philadelphia	4,168	978	23	5,169	1,592	3,577
<b><u>2nd Class County</u></b>						
Allegheny	1,613	473	8	2,094	809	1,285
<b><u>2A Class Counties</u></b>						
Bucks	257	124	5	386	116	270
Delaware	306	108	10	424	148	276
Lancaster	314	129	2	445	150	295
Montgomery	329	194	5	528	178	350
<b><u>3rd Class Counties</u></b>						
Berks	404	194	5	603	257	346
Chester	61	27	0	88	18	70
Cumberland	221	120	1	342	99	243
Dauphin	401	236	0	637	200	437
Erie	396	208	1	605	275	330
Lackawanna	219	213	0	432	122	310
Lehigh	367	195	3	565	200	365
Luzerne	543	276	1	820	356	464
Northampton	338	138	2	478	206	272
Westmoreland	232	106	9	347	103	244
York	427	247	7	681	286	395
<b><u>4th Class Counties</u></b>						
Beaver	17	29	0	46	15	31
Butler	131	117	2	250	98	152
Cambria	131	82	0	213	71	142
Centre	68	38	0	106	42	64
Fayette	247	227	4	478	228	250
Franklin	97	56	0	153	46	107
Monroe	163	78	3	244	103	141
Schuylkill	529	244	0	773	286	487
Washington	233	142	5	380	123	257
<b><u>5th Class Counties</u></b>						
Adams	63	38	4	105	63	42
Blair	94	96	0	190	61	129
Lawrence	171	70	2	243	109	134
Lebanon	131	53	5	189	76	113
Lycoming	44	22	0	66	22	44
Mercer	55	37	10	102	33	69
Northumberland	80	82	1	163	60	103



Family Court Caseload - 2023 Juvenile Dependency Abuse/Neglect  
 Adjudicated Dependent - Available for Processing

	Begin Pending	New Adjudicated Dependent Cases	Other	Adjudicated Dependent Cases	Court Supervision Terminated	End Pending
<b><u>6th Class Counties</u></b>						
Armstrong	94	61	0	155	53	102
Bedford	44	29	0	73	43	30
Bradford	66	36	1	103	33	70
Carbon	112	28	1	141	56	85
Clarion	51	57	0	108	33	75
Clearfield	165	66	0	231	35	196
Clinton	16	6	0	22	12	10
Columbia	139	76	0	215	87	128
Crawford	61	25	2	88	26	62
Elk	26	3	1	30	18	12
Greene	74	54	3	131	45	86
Huntingdon	56	43	1	100	59	41
Indiana	65	46	0	111	47	64
Jefferson	66	70	3	139	51	88
McKean	63	27	0	90	36	54
Mifflin	38	22	0	60	20	40
Perry	12	6	0	18	6	12
Pike	37	28	2	67	12	55
Somerset	137	60	4	201	68	133
Susquehanna	45	33	5	83	38	45
Tioga	58	38	1	97	39	58
Venango	101	46	10	157	50	107
Warren	30	8	0	38	9	29
Wayne	55	34	3	92	39	53
<b><u>7th Class Counties</u></b>						
Juniata	22	11	0	33	19	14
Snyder	0	3	2	5	3	2
Union	8	4	0	12	6	6
Wyoming	33	19	0	52	20	32
<b><u>8th Class Counties</u></b>						
Cameron	5	0	0	5	1	4
Forest	1	0	0	1	1	0
Fulton	5	2	0	7	0	7
Montour	6	7	0	13	9	4
Potter	6	1	0	7	0	7
Sullivan	0	2	0	2	0	2

Family Court Caseload - 2023 Juvenile Dependency Abuse/Neglect  
 Adjudicated Dependent - Court Supervision Terminated

	Family Reunification	%	Placement with a Relative/Guardian	%	Adoption	%	Aged Out	%	Other	%	Other Permanency Outcomes	%
<b><u>1st Class County</u></b>												
Philadelphia	354	22.2	324	20.4	576	36.2	290	18.2	9	0.6	39	2.4
<b><u>2nd Class County</u></b>												
Allegheny	293	36.2	216	26.7	189	23.4	87	10.8	12	1.5	12	1.5
<b><u>2A Class Counties</u></b>												
Bucks	32	27.6	37	31.9	30	25.9	9	7.8	5	4.3	3	2.6
Delaware	34	23.0	57	38.5	31	20.9	19	12.8	4	2.7	3	2.0
Lancaster	42	28.0	16	10.7	48	32.0	18	12.0	26	17.3	0	--
Montgomery	36	20.2	58	32.6	44	24.7	28	15.7	7	3.9	5	2.8
<b><u>3rd Class Counties</u></b>												
Berks	52	20.2	122	47.5	65	25.3	7	2.7	11	4.3	0	--
Chester	5	27.8	6	33.3	0	--	6	33.3	0	--	1	5.6
Cumberland	30	30.3	11	11.1	35	35.4	13	13.1	6	6.1	4	4.0
Dauphin	116	58.0	18	9.0	40	20.0	11	5.5	11	5.5	4	2.0
Erie	101	36.7	54	19.6	100	36.4	20	7.3	0	--	0	--
Lackawanna	85	69.7	16	13.1	20	16.4	0	--	0	--	1	0.8
Lehigh	49	24.5	102	51.0	28	14.0	17	8.5	1	0.5	3	1.5
Luzerne	94	26.4	159	44.7	88	24.7	8	2.2	4	1.1	3	0.8
Northampton	49	23.8	67	32.5	60	29.1	26	12.6	0	--	4	1.9
Westmoreland	33	32.0	18	17.5	32	31.1	13	12.6	5	4.9	2	1.9
York	75	26.2	81	28.3	98	34.3	28	9.8	1	0.3	3	1.0
<b><u>4th Class Counties</u></b>												
Beaver	6	40.0	3	20.0	5	33.3	1	6.7	0	--	0	--
Butler	43	43.9	38	38.8	14	14.3	1	1.0	2	2.0	0	--
Cambria	18	25.4	29	40.8	16	22.5	4	5.6	4	5.6	0	--
Centre	7	16.7	14	33.3	13	31.0	6	14.3	0	--	2	4.8
Fayette	59	25.9	82	36.0	24	10.5	3	1.3	59	25.9	1	0.4
Franklin	22	47.8	6	13.0	11	23.9	6	13.0	0	--	1	2.2
Monroe	50	48.5	30	29.1	10	9.7	12	11.7	0	--	1	1.0
Schuylkill	23	8.0	195	68.2	48	16.8	15	5.2	5	1.7	0	--
Washington	37	30.1	36	29.3	29	23.6	11	8.9	9	7.3	1	0.8
<b><u>5th Class Counties</u></b>												
Adams	27	42.9	23	36.5	6	9.5	2	3.2	5	7.9	0	--
Blair	17	27.9	25	41.0	9	14.8	2	3.3	7	11.5	1	1.6
Lawrence	37	33.9	31	28.4	22	20.2	10	9.2	8	7.3	1	0.9
Lebanon	12	15.8	16	21.1	35	46.1	9	11.8	4	5.3	0	--
Lycoming	3	13.6	4	18.2	13	59.1	1	4.5	0	--	1	4.5
Mercer	7	21.2	10	30.3	0	--	0	--	16	48.5	0	--
Northumberland	15	25.0	28	46.7	12	20.0	4	6.7	1	1.7	0	--

Family Court Caseload - 2023 Juvenile Dependency Abuse/Neglect  
 Adjudicated Dependent - Court Supervision Terminated

	Family Reunification	%	Placement with a Relative/Guardian	%	Adoption	%	Aged Out	%	Other	%	Other Permanency Outcomes	%
<b><u>6th Class Counties</u></b>												
Armstrong	11	20.8	36	67.9	0	--	5	9.4	1	1.9	0	--
Bedford	19	44.2	13	30.2	6	14.0	3	7.0	1	2.3	1	2.3
Bradford	12	36.4	7	21.2	9	27.3	2	6.1	2	6.1	1	3.0
Carbon	17	30.4	20	35.7	5	8.9	8	14.3	1	1.8	5	8.9
Clarion	13	39.4	11	33.3	5	15.2	2	6.1	1	3.0	1	3.0
Clearfield	4	11.4	17	48.6	2	5.7	2	5.7	9	25.7	1	2.9
Clinton	7	58.3	3	25.0	0	--	1	8.3	1	8.3	0	--
Columbia	29	33.3	27	31.0	15	17.2	9	10.3	6	6.9	1	1.1
Crawford	9	34.6	3	11.5	1	3.8	4	15.4	8	30.8	1	3.8
Elk	2	11.1	2	11.1	7	38.9	2	11.1	5	27.8	0	--
Greene	20	44.4	10	22.2	7	15.6	1	2.2	7	15.6	0	--
Huntingdon	19	32.2	16	27.1	19	32.2	3	5.1	1	1.7	1	1.7
Indiana	17	36.2	6	12.8	18	38.3	6	12.8	0	--	0	--
Jefferson	18	35.3	11	21.6	12	23.5	1	2.0	6	11.8	3	5.9
McKean	9	25.0	9	25.0	14	38.9	2	5.6	0	--	2	5.6
Mifflin	11	55.0	3	15.0	5	25.0	1	5.0	0	--	0	--
Perry	1	16.7	1	16.7	2	33.3	1	16.7	1	16.7	0	--
Pike	2	16.7	0	--	6	50.0	3	25.0	0	--	1	8.3
Somerset	11	16.2	22	32.4	26	38.2	7	10.3	1	1.5	1	1.5
Susquehanna	18	47.4	11	28.9	9	23.7	0	--	0	--	0	--
Tioga	16	41.0	3	7.7	15	38.5	3	7.7	1	2.6	1	2.6
Venango	26	52.0	14	28.0	5	10.0	1	2.0	4	8.0	0	--
Warren	0	--	0	--	0	--	0	--	9	100.0	0	--
Wayne	17	43.6	8	20.5	5	12.8	9	23.1	0	--	0	--
<b><u>7th Class Counties</u></b>												
Juniata	14	73.7	1	5.3	4	21.1	0	--	0	--	0	--
Snyder	2	66.7	1	33.3	0	--	0	--	0	--	0	--
Union	1	16.7	3	50.0	1	16.7	1	16.7	0	--	0	--
Wyoming	8	40.0	7	35.0	3	15.0	2	10.0	0	--	0	--
<b><u>8th Class Counties</u></b>												
Cameron	0	--	1	100.0	0	--	0	--	0	--	0	--
Forest	0	--	0	--	0	--	1	100.0	0	--	0	--
Fulton	0	--	0	--	0	--	0	--	0	--	0	--
Montour	3	33.3	3	33.3	1	11.1	2	22.2	0	--	0	--
Potter	0	--	0	--	0	--	0	--	0	--	0	--
Sullivan	0	--	0	--	0	--	0	--	0	--	0	--

Family Court Caseload - 2023 Juvenile Dependency Status Offenses  
 Adjudicated Dependent - Available for Processing

	Begin Pending	New Adjudicated Dependent Cases	Other	Adjudicated Dependent Cases	Court Supervision Terminated	End Pending
<b><u>1st Class County</u></b>						
Philadelphia	82	92	0	174	44	130
<b><u>2nd Class County</u></b>						
Allegheny	64	27	1	92	36	56
<b><u>2A Class Counties</u></b>						
Bucks	0	0	0	0	0	0
Delaware	0	4	0	4	0	4
Lancaster	1	1	0	2	1	1
Montgomery	7	12	1	20	11	9
<b><u>3rd Class Counties</u></b>						
Berks	0	0	0	0	0	0
Chester	0	0	0	0	0	0
Cumberland	2	1	0	3	1	2
Dauphin	6	0	0	6	4	2
Erie	28	12	0	40	13	27
Lackawanna	0	0	0	0	0	0
Lehigh	2	1	0	3	3	0
Luzerne	69	84	0	153	83	70
Northampton	0	0	0	0	0	0
Westmoreland	13	5	2	20	10	10
York	0	4	0	4	2	2
<b><u>4th Class Counties</u></b>						
Beaver	3	1	0	4	2	2
Butler	2	0	0	2	0	2
Cambria	5	0	0	5	1	4
Centre	2	1	0	3	1	2
Fayette	11	4	1	16	12	4
Franklin	0	4	0	4	2	2
Monroe	2	5	0	7	1	6
Schuylkill	0	0	0	0	0	0
Washington	2	1	0	3	2	1
<b><u>5th Class Counties</u></b>						
Adams	1	1	0	2	1	1
Blair	1	0	0	1	0	1
Lawrence	1	0	0	1	1	0
Lebanon	31	3	0	34	21	13
Lycoming	0	0	1	1	1	0
Mercer	1	1	1	3	0	3
Northumberland	11	12	0	23	8	15

Family Court Caseload - 2023 Juvenile Dependency Status Offenses  
 Adjudicated Dependent - Available for Processing

	Begin Pending	New Adjudicated Dependent Cases	Other	Adjudicated Dependent Cases	Court Supervision Terminated	End Pending
<b><u>6th Class Counties</u></b>						
Armstrong	1	0	0	1	1	0
Bedford	0	0	0	0	0	0
Bradford	2	3	0	5	2	3
Carbon	0	0	0	0	0	0
Clarion	0	6	0	6	2	4
Clearfield	31	19	0	50	11	39
Clinton	7	17	1	25	10	15
Columbia	2	2	0	4	1	3
Crawford	4	38	0	42	5	37
Elk	0	0	0	0	0	0
Greene	5	5	0	10	3	7
Huntingdon	3	3	0	6	4	2
Indiana	2	2	0	4	0	4
Jefferson	0	0	0	0	0	0
McKean	2	2	0	4	2	2
Mifflin	0	0	0	0	0	0
Perry	1	1	0	2	1	1
Pike	4	2	0	6	4	2
Somerset	0	0	0	0	0	0
Susquehanna	0	7	0	7	4	3
Tioga	0	1	0	1	0	1
Venango	3	0	0	3	1	2
Warren	0	1	0	1	0	1
Wayne	0	0	0	0	0	0
<b><u>7th Class Counties</u></b>						
Juniata	0	1	0	1	1	0
Snyder	0	0	0	0	0	0
Union	0	0	0	0	0	0
Wyoming	1	0	0	1	1	0
<b><u>8th Class Counties</u></b>						
Cameron	1	1	0	2	0	2
Forest	0	0	0	0	0	0
Fulton	1	1	0	2	1	1
Montour	0	0	0	0	0	0
Potter	0	0	0	0	0	0
Sullivan	0	0	0	0	0	0

Family Court Caseload - 2023 Juvenile Dependency Status Offenses  
 Adjudicated Dependent - Court Supervision Terminated

	Family Reunification	%	Placement with a Relative/Guardian	%	Adoption	%	Aged Out	%	Other	%	Other Permanency Outcomes	%
<b><u>1st Class County</u></b>												
Philadelphia	19	43.2	17	38.6	1	2.3	7	15.9	0	--	0	--
<b><u>2nd Class County</u></b>												
Allegheny	10	27.8	12	33.3	0	--	11	30.6	0	--	3	8.3
<b><u>2A Class Counties</u></b>												
Bucks	0	--	0	--	0	--	0	--	0	--	0	--
Delaware	0	--	0	--	0	--	0	--	0	--	0	--
Lancaster	1	100.0	0	--	0	--	0	--	0	--	0	--
Montgomery	3	27.3	6	54.5	0	--	2	18.2	0	--	0	--
<b><u>3rd Class Counties</u></b>												
Berks	0	--	0	--	0	--	0	--	0	--	0	--
Chester	0	--	0	--	0	--	0	--	0	--	0	--
Cumberland	0	--	0	--	1	100.0	0	--	0	--	0	--
Dauphin	3	75.0	1	25.0	0	--	0	--	0	--	0	--
Erie	4	30.8	4	30.8	0	--	5	38.5	0	--	0	--
Lackawanna	0	--	0	--	0	--	0	--	0	--	0	--
Lehigh	0	--	3	100.0	0	--	0	--	0	--	0	--
Luzerne	5	6.0	65	78.3	0	--	8	9.6	4	4.8	1	1.2
Northampton	0	--	0	--	0	--	0	--	0	--	0	--
Westmoreland	1	10.0	4	40.0	0	--	4	40.0	0	--	1	10.0
York	0	--	2	100.0	0	--	0	--	0	--	0	--
<b><u>4th Class Counties</u></b>												
Beaver	0	--	2	100.0	0	--	0	--	0	--	0	--
Butler	0	--	0	--	0	--	0	--	0	--	0	--
Cambria	0	--	1	100.0	0	--	0	--	0	--	0	--
Centre	0	--	1	100.0	0	--	0	--	0	--	0	--
Fayette	2	16.7	6	50.0	0	--	1	8.3	3	25.0	0	--
Franklin	2	100.0	0	--	0	--	0	--	0	--	0	--
Monroe	0	--	0	--	0	--	1	100.0	0	--	0	--
Schuylkill	0	--	0	--	0	--	0	--	0	--	0	--
Washington	2	100.0	0	--	0	--	0	--	0	--	0	--
<b><u>5th Class Counties</u></b>												
Adams	0	--	0	--	1	100.0	0	--	0	--	0	--
Blair	0	--	0	--	0	--	0	--	0	--	0	--
Lawrence	0	--	0	--	1	100.0	0	--	0	--	0	--
Lebanon	5	23.8	6	28.6	6	28.6	4	19.0	0	--	0	--
Lycoming	0	--	0	--	0	--	0	--	1	100.0	0	--
Mercer	0	--	0	--	0	--	0	--	0	--	0	--
Northumberland	2	25.0	6	75.0	0	--	0	--	0	--	0	--

Family Court Caseload - 2023 Juvenile Dependency Status Offenses  
 Adjudicated Dependent - Court Supervision Terminated

	Family Reunification	%	Placement with a Relative/ Guardian	%	Adoption	%	Aged Out	%	Other	%	Other Permanency Outcomes	%
<b><u>6th Class Counties</u></b>												
Armstrong	0	--	1	100.0	0	--	0	--	0	--	0	--
Bedford	0	--	0	--	0	--	0	--	0	--	0	--
Bradford	0	--	1	50.0	0	--	1	50.0	0	--	0	--
Carbon	0	--	0	--	0	--	0	--	0	--	0	--
Clarion	0	--	2	100.0	0	--	0	--	0	--	0	--
Clearfield	3	27.3	4	36.4	0	--	2	18.2	1	9.1	1	9.1
Clinton	3	30.0	4	40.0	0	--	2	20.0	0	--	1	10.0
Columbia	0	--	0	--	1	100.0	0	--	0	--	0	--
Crawford	1	20.0	3	60.0	0	--	0	--	0	--	1	20.0
Elk	0	--	0	--	0	--	0	--	0	--	0	--
Greene	2	66.7	0	--	0	--	0	--	1	33.3	0	--
Huntingdon	2	50.0	0	--	1	25.0	1	25.0	0	--	0	--
Indiana	0	--	0	--	0	--	0	--	0	--	0	--
Jefferson	0	--	0	--	0	--	0	--	0	--	0	--
McKean	0	--	1	50.0	0	--	1	50.0	0	--	0	--
Mifflin	0	--	0	--	0	--	0	--	0	--	0	--
Perry	0	--	0	--	0	--	0	--	1	100.0	0	--
Pike	0	--	1	25.0	0	--	2	50.0	0	--	1	25.0
Somerset	0	--	0	--	0	--	0	--	0	--	0	--
Susquehanna	0	--	4	100.0	0	--	0	--	0	--	0	--
Tioga	0	--	0	--	0	--	0	--	0	--	0	--
Venango	0	--	0	--	1	100.0	0	--	0	--	0	--
Warren	0	--	0	--	0	--	0	--	0	--	0	--
Wayne	0	--	0	--	0	--	0	--	0	--	0	--
<b><u>7th Class Counties</u></b>												
Juniata	1	100.0	0	--	0	--	0	--	0	--	0	--
Snyder	0	--	0	--	0	--	0	--	0	--	0	--
Union	0	--	0	--	0	--	0	--	0	--	0	--
Wyoming	1	100.0	0	--	0	--	0	--	0	--	0	--
<b><u>8th Class Counties</u></b>												
Cameron	0	--	0	--	0	--	0	--	0	--	0	--
Forest	0	--	0	--	0	--	0	--	0	--	0	--
Fulton	0	--	0	--	0	--	1	100.0	0	--	0	--
Montour	0	--	0	--	0	--	0	--	0	--	0	--
Potter	0	--	0	--	0	--	0	--	0	--	0	--
Sullivan	0	--	0	--	0	--	0	--	0	--	0	--

---

---

## **JUVENILE DEPENDENCY** **ABUSE/NEGLECT & STATUS OFFENSE**

... a classification of juvenile cases which involves the absence of the proper parental care or supervision necessary for the physical, mental, emotional, or moral health of an individual under 18 years of age.

**Abuse/Neglect** - alleges non-accidental physical or mental injuries to a child. Abuse/Neglect cases include allegations of sexual abuse or exploitation, abandonment, insufficient food, housing, medical care, shelter or supervision which endangers the child's life or development, parent's inability to care for a child due to his or her own mental health, etc.

**Status Offense** - addresses acts or conduct which are recognized to be offenses, but only when committed or engaged in by juveniles and which can be adjudicated only by a juvenile court. Examples of status offenses are curfew violations, incorrigibility, juveniles alleged to be runaways, truancy, uncontrollable behavior, etc.

**Adjudicated Dependent** If the case is adjudicated dependent, the case becomes part of the Adjudicated Dependent Inventory and continues under court supervision.

**Adjudicated Not Dependent** If the case is adjudicated NOT dependent, the case is closed.

**Cases Processed** A dependency petition is considered processed when an order adjudicating the petition is issued, typically at a permanency placement hearing. The disposition is recorded whether or not the juvenile is adjudicated dependent.

**Court Supervision Terminated** Court supervision of Adjudicated Dependent Cases is terminated when the child achieves permanency. Permanency outcomes include the following:

**Family Reunification** - the child is returned to the parent(s). Includes the CPCMS termination category of *reunification*

**Adoption** - the legal and permanent transfer of all parental rights and responsibilities to adoptive parents. Includes CPCMS termination category of *adoption*.

**Placement with a Relative or Guardian** - the custody of the child is transferred from the natural parent to a relative or caregiver. Both permanent and non-permanent placements are included in this category. Includes CPCMS termination categories of *child with guardian*, *placement with relative*, *subsidized permanent legal custodian/relative*, and *permanent placement with relative*.

**Aged Out** - the dependent child reaches the age of 18. Includes CPCMS termination category *aged out*.

**Other Permanency Outcomes** - includes the CPCMS termination categories of *adjudicated delinquent*, *death due to natural causes*, *death due to negligence*, *emancipation*, *permanent living arrangement*, *Family Service Plan completed*, *permanency plan completed*.



---

---

**Other Terminations** - includes CPCMS termination categories *transferred to other jurisdiction, inactive due to warrant, cases withdrawn, cases closed without disposition*, as well as categories reserved for administrative closings and data corrections.

**Judge**

This disposition type refers to the number of cases in which disputed issues of fact were heard before a judge in an evidentiary proceeding. Dispositional hearings, review hearings and ancillary petitions are NOT included. Also NOT included are cases initially heard by a master or hearing officer where the judge signs the agreement or order after the matter is resolved by the non-judicial officer.

**Juvenile Court  
Hearing Officer**

This disposition type refers to the number of cases in which disputed issues of fact were heard by a hearing officer in an evidentiary proceeding. Included are single cases with multiple hearings in which there were NO hearings before a judge

**New Petitions Filed**

A new dependency case (abuse/neglect and status offense) is initiated with the filing of a petition. Included are reopened cases where a new petition has been filed.

**Other (inbound)**

Inbound cases that are transferred from another jurisdiction, cases reopened due to a warrant. Includes CPCMS entries *transferred from other jurisdiction, case reopened due to warrant* as well as categories reserved for data corrections or administrative actions.

**Other (outbound)**

This disposition type refers to the number of cases not processed by a judge or non-judicial officer. Included are all cases which have been transferred to another jurisdiction, cases in which the manner of adjudication was not recorded, and those cases terminated due to administrative actions and data corrections.

**Pending Adjudication**

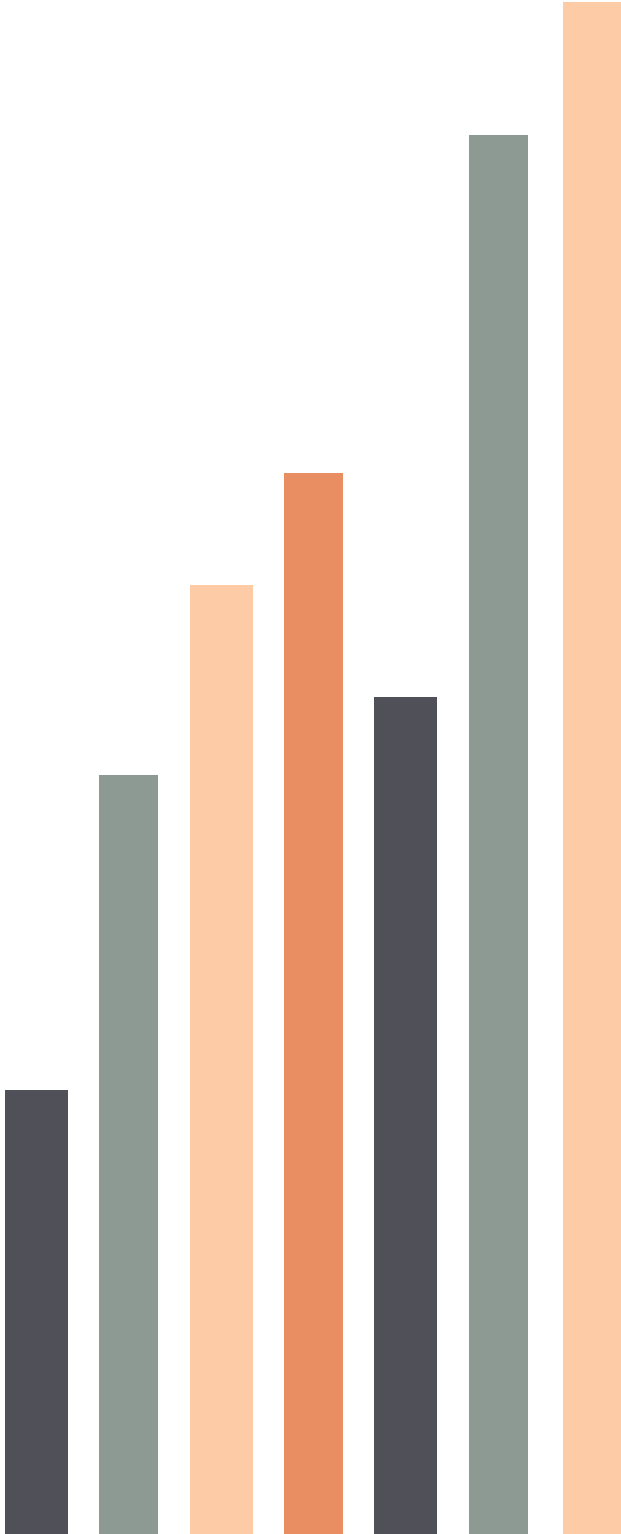
The pending adjudication inventory includes petitions for dependency that are awaiting adjudication. This inventory of cases is counted separately from adjudicated cases.

**Withdrawn/  
Dismissed/  
Inactive**

This disposition type refers to cases withdrawn, dismissed or placed in inactive status due to a warrant.

[This page intentionally left blank for printing purposes]

# Orphans' Court Caseload

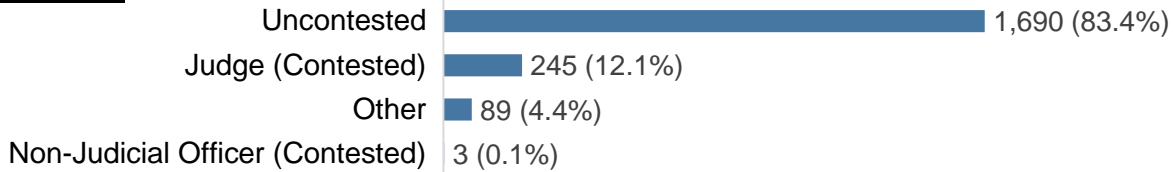


# 2023 Common Pleas State Totals Orphans' Court Caseload


	Accounts	Adoptions	Relinquishments/ Terminations	Appointment of Guardians
<b>Cases Pending 1/1/23</b>	<b>1,221 (R)</b>	<b>1,274 (R)</b>	<b>3,158 (R)</b>	<b>1,182 (R)</b>
New Cases Filed	2,012	3,951	4,328	3,234
<b>Cases Available for Processing</b>	<b>3,233</b>	<b>5,225</b>	<b>7,486</b>	<b>4,416</b>
<b>Cases Processed</b>	<b>2,027</b>	<b>4,016</b>	<b>4,163</b>	<b>3,268</b>
<b>Cases Pending 12/31/23</b>	<b>1,206</b>	<b>1,209</b>	<b>3,323</b>	<b>1,148</b>

**Processed By:**

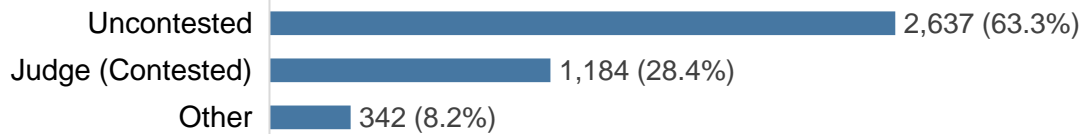
**Accounts**



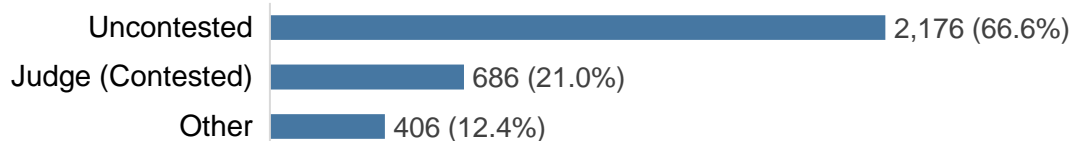
**Adoptions**



**Relinquishments/Terminations**



**Appointment of Guardians**



(R) - Revised

Orphans' Court Caseload - 2023 Accounts

Processed By:

	Begin Pending	New Cases Filed	Cases Processed	End Pending	Judge (Contested)	Non-Judicial Officer (Contested)	Uncontested	Other
<b><u>1st Class County</u></b>								
Philadelphia	82	90	114	58	113	0	1	0
<b><u>2nd Class County</u></b>								
Allegheny	232	272	278	226	0	0	278	0
<b><u>2A Class Counties</u></b>								
Bucks	58	35	31	62	4	0	24	3
Delaware	31	37	38	30	3	0	33	2
Lancaster	52	36	32	56	0	0	32	0
Montgomery	37 (R)	139	172	4	78	0	72	22
<b><u>3rd Class Counties</u></b>								
Berks	39	55	67	27	5	0	62	0
Chester	32 (R)	43	45	30	2	0	33	10
Cumberland	8	54	56	6	2	0	54	0
Dauphin	19	19	12	26	1	0	10	1
Erie	8	25	23	10	2	2	19	0
Lackawanna	20	12	9	23	0	0	9	0
Lehigh	6	14	16	4	2	0	10	4
Luzerne	0 (R)	26	26	0	4	0	22	0
Northampton	2	29	25	6	6	0	19	0
Westmoreland	36	118	117	37	0	0	117	0
York	15	62	58	19	5	0	52	1
<b><u>4th Class Counties</u></b>								
Beaver	13	87	83	17	0	0	81	2
Butler	40 (R)	52	49	43	1	0	46	2
Cambria	10	38	37	11	1	0	36	0
Centre	15	21	18	18	1	0	17	0
Fayette	3	28	23	8	0	0	23	0
Franklin	16	45	47	14	1	0	45	1
Monroe	0	18	12	6	0	0	12	0
Schuylkill	7	16	17	6	0	0	11	6
Washington	60	36	26	70	0	0	22	4
<b><u>5th Class Counties</u></b>								
Adams	3	9	11	1	6	0	5	0
Blair	93	73	72	94	0	0	72	0
Lawrence	64	26	28	62	0	0	28	0
Lebanon	8	16	13	11	0	0	13	0
Lycoming	14	16	17	13	0	0	10	7
Mercer	17	35	36	16	0	1	35	0
Northumberland	5	26	20	11	0	0	20	0

(R) - Revised

Orphans' Court Caseload - 2023 Accounts

Processed By:

	Begin Pending	New Cases Filed	Cases Processed	End Pending	Judge (Contested)	Non-Judicial Officer (Contested)	Uncontested	Other
<b><u>6th Class Counties</u></b>								
Armstrong	1	9	6	4	0	0	6	0
Bedford	3	0	0	3	0	0	0	0
Bradford	2	3	2	3	0	0	2	0
Carbon	14	11	14	11	1	0	13	0
Clarion	1	18	19	0	0	0	19	0
Clearfield	11	52	47	16	1	0	46	0
Clinton	2	9	8	3	0	0	8	0
Columbia	22	31	24	29	0	0	24	0
Crawford	25	22	21	26	0	0	21	0
Elk	4 (R)	16	13	7	0	0	13	0
Greene	1	5	5	1	0	0	5	0
Huntingdon	3	20	20	3	0	0	20	0
Indiana	19	29	47	1	3	0	33	11
Jefferson	5	28	27	6	0	0	27	0
McKean	4	2	6	0	0	0	6	0
Mifflin	2	26	24	4	0	0	24	0
Perry	2	5	7	0	2	0	5	0
Pike	6	2	7	1	0	0	0	7
Somerset	1	15	15	1	0	0	15	0
Susquehanna	3 (R)	17	11	9	1	0	10	0
Tioga	0	5	5	0	0	0	5	0
Venango	23	29	22	30	0	0	20	2
Warren	11	8	8	11	0	0	8	0
Wayne	0	3	2	1	0	0	2	0
<b><u>7th Class Counties</u></b>								
Juniata	0	9	9	0	0	0	9	0
Snyder	2	9	5	6	0	0	5	0
Union	1	6	6	1	0	0	6	0
Wyoming	1	1	2	0	0	0	2	0
<b><u>8th Class Counties</u></b>								
Cameron	0	0	0	0	0	0	0	0
Forest	0	0	0	0	0	0	0	0
Fulton	1	8	7	2	0	0	7	0
Montour	0	3	3	0	0	0	3	0
Potter	6	2	6	2	0	0	2	4
Sullivan	0	1	1	0	0	0	1	0

(R) - Revised

---

---

## ACCOUNTS

*... a statement prepared by a fiduciary at the close of his or her administration of an estate to reflect transactions that have occurred. The statement is presented to the court as part of the process whereby the fiduciary seeks discharge from liability for the events disclosed.*

<b>Cases Processed</b>	The number of accounts confirmed; a confirmation is a judicial determination that the account is filed in proper order.
<b>Fiduciary</b>	A person or an institution with a legal responsibility for the money or property of another. The term includes executors, administrators, guardians, and trustees subject to the jurisdiction of the Orphans' Court Division.
<b>Judge</b>	This disposition type refers to the number of accounts contested before a judge. A case is considered contested before a judge ONLY if objections are filed.
<b>New Cases Filed</b>	The number of account statements filed with the Orphans' Court clerk.
<b>Non-Judicial Officer</b>	This disposition type refers to the number of accounts heard by a non-judicial officer. Non-judicial officers include masters, auditors and examiners. A matter is only considered contested if objections are filed and presented to a non-judicial officer.
<b>Other</b>	This disposition type refers to the number of accounts that were not processed by a judge or non-judicial officer nor uncontested. Included are all cases which have been transferred, discontinued, withdrawn, and deceased respondents.
<b>Uncontested</b>	This disposition type refers to the number of accounts confirmed by a judge or non-judicial officer in which no objections were filed.

Orphans' Court Caseload - 2023 Adoptions

	Begin Pending	New Cases Filed	Cases Processed	End Pending	Processed By:				
					Judge (Contested)		Uncontested		Other
					Granted	Denied	Granted	Denied	
<b><u>1st Class County</u></b>									
Philadelphia	162	668	710	120	1	2	687	0	20
<b><u>2nd Class County</u></b>									
Allegheny	54	284	281	57	0	0	281	0	0
<b><u>2A Class Counties</u></b>									
Bucks	23	117	109	31	0	0	109	0	0
Delaware	31	76	63	44	0	0	62	0	1
Lancaster	176	161	158	179	0	0	158	0	0
Montgomery	104	154	179	79	0	0	179	0	0
<b><u>3rd Class Counties</u></b>									
Berks	31	151	152	30	1	0	145	1	5
Chester	45 (R)	39	51	33	1	0	49	0	1
Cumberland	13	81	73	21	0	0	72	0	1
Dauphin	46	97	105	38	0	0	102	0	3
Erie	48	155	158	45	0	0	158	0	0
Lackawanna	10	64	55	19	0	0	55	0	0
Lehigh	12	54	59	7	0	0	53	0	6
Luzerne	56	139	121	74	0	0	121	0	0
Northampton	13	96	104	5	1	0	103	0	0
Westmoreland	13 (R)	79	82	10	0	0	82	0	0
York	55	189	194	50	2	0	187	0	5
<b><u>4th Class Counties</u></b>									
Beaver	14	41	49	6	1	0	47	1	0
Butler	20 (R)	40	40	20	2	0	38	0	0
Cambria	16	44	47	13	0	0	46	0	1
Centre	16	50	46	20	0	0	46	0	0
Fayette	3	65	59	9	0	0	59	0	0
Franklin	18	45	53	10	0	0	50	0	3
Monroe	11	27	31	7	0	0	29	0	2
Schuylkill	13	45	47	11	0	0	43	1	3
Washington	0	68	52	16	0	0	52	0	0
<b><u>5th Class Counties</u></b>									
Adams	19	33	49	3	0	0	46	0	3
Blair	22	46	42	26	0	0	42	0	0
Lawrence	33	28	30	31	0	0	29	0	1
Lebanon	4	61	64	1	0	0	62	0	2
Lycoming	23	50	46	27	3	0	43	0	0
Mercer	1	26	24	3	0	0	24	0	0
Northumberland	9	31	38	2	0	0	37	0	1

(R) - Revised



Orphans' Court Caseload - 2023 Adoptions

	Begin Pending	New Cases Filed	Cases Processed	End Pending	Processed By:				
					Judge (Contested)		Uncontested		Other
					Granted	Denied	Granted	Denied	
<b><u>6th Class Counties</u></b>									
Armstrong	4	12	12	4	3	0	8	0	1
Bedford	2	21	23	0	0	0	23	0	0
Bradford	6	24	26	4	0	0	26	0	0
Carbon	3	24	22	5	0	0	21	0	1
Clarion	4	15	19	0	17	0	0	0	2
Clearfield	9	32	19	22	0	0	19	0	0
Clinton	6	15	16	5	0	0	16	0	0
Columbia	10	29	34	5	0	0	33	0	1
Crawford	0	22	21	1	0	0	21	0	0
Elk	0	17	14	3	0	1	12	0	1
Greene	2	22	22	2	0	0	22	0	0
Huntingdon	2	37	29	10	0	0	28	0	1
Indiana	10 (R)	50	48	12	0	0	48	0	0
Jefferson	8	30	31	7	0	0	31	0	0
McKean	8	25	27	6	0	0	27	0	0
Mifflin	10	49	48	11	0	0	47	0	1
Perry	0	15	15	0	0	0	15	0	0
Pike	5	14	14	5	0	0	13	0	1
Somerset	0	51	45	6	2	0	43	0	0
Susquehanna	14 (R)	11	19	6	5	0	14	0	0
Tioga	6	31	35	2	0	0	35	0	0
Venango	9	15	16	8	0	0	14	0	2
Warren	11	8	10	9	0	0	10	0	0
Wayne	6	23	24	5	2	0	20	1	1
<b><u>7th Class Counties</u></b>									
Juniata	0	9	8	1	0	0	8	0	0
Snyder	2	8	5	5	0	0	5	0	0
Union	6	12	10	8	2	0	8	0	0
Wyoming	4	4	8	0	0	0	8	0	0
<b><u>8th Class Counties</u></b>									
Cameron	0	6	5	1	0	0	5	0	0
Forest	3	0	1	2	0	0	1	0	0
Fulton	6	8	8	6	0	0	8	0	0
Montour	2	5	6	1	0	0	6	0	0
Potter	2	3	5	0	0	0	5	0	0
Sullivan	0	0	0	0	0	0	0	0	0

(R) - Revised

---

---

## **ADOPTIONS**

***... a legal proceeding in which a child's rights and duties toward his or her birth parents are terminated and similar rights and duties toward his or her adoptive parents are substituted.***

<b>Cases Processed</b>	The number of final decrees either granting or denying the adoption.
<b>Judge (Contested)</b>	This disposition type refers to the number of adoptions in which disputed issues of fact were heard in an evidentiary proceeding before a judge. A contested adoption can be granted or denied.
<b>New Cases Filed</b>	Each child listed on a petition for adoption is counted separately as a new case. For example, a petition with three children listed is counted as three new cases filed.
<b>Other</b>	This disposition type refers to the number of adoptions that were not uncontested or not processed by a judge or non-judicial officer. Included are cases which have been transferred, discontinued, withdrawn, and cases where there is a deceased respondent.
<b>Uncontested</b>	This disposition type refers to the number of cases in which the parties appear before a judge to provide confirmatory testimony but there were NO disputed issues of fact. An uncontested adoption can be granted or denied.

Orphans' Court Caseload - 2023 Relinquishments/Terminations

	Begin Pending	New Cases Filed	Cases Processed	End Pending	Processed By:		
					Judge (Contested)	Uncontested	Other
<b><u>1st Class County</u></b>							
Philadelphia	257	445	513	189	134	331	48
<b><u>2nd Class County</u></b>							
Allegheny	194	297	266	225	102	120	44
<b><u>2A Class Counties</u></b>							
Bucks	125	129	124	130	22	102	0
Delaware	68	130	117	81	0	110	7
Lancaster	143	56	48	151	41	7	0
Montgomery	11 (R)	216	208	19	161	47	0
<b><u>3rd Class Counties</u></b>							
Berks	43 (R)	114	106	51	15	76	15
Chester	63 (R)	51	62	52	2	53	7
Cumberland	39	77	91	25	32	51	8
Dauphin	53	104	107	50	28	67	12
Erie	417	244	166	495	25	139	2
Lackawanna	54	80	69	65	0	67	2
Lehigh	28	66	55	39	11	34	10
Luzerne	340	140	168	312	162	0	6
Northampton	13	103	86	30	41	43	2
Westmoreland	88 (R)	161	141	108	34	98	9
York	59	233	204	88	65	130	9
<b><u>4th Class Counties</u></b>							
Beaver	16	33	39	10	0	36	3
Butler	79 (R)	100	58	121	23	35	0
Cambria	24	85	97	12	73	24	0
Centre	58	37	48	47	2	46	0
Fayette	18	77	49	46	0	40	9
Franklin	21	62	56	27	0	53	3
Monroe	12	38	38	12	24	11	3
Schuylkill	14	99	90	23	7	76	7
Washington	66	89	88	67	61	27	0
<b><u>5th Class Counties</u></b>							
Adams	6	27	30	3	0	30	0
Blair	36	58	43	51	0	36	7
Lawrence	109	49	32	126	0	32	0
Lebanon	23	46	54	15	2	49	3
Lycoming	32	26	36	22	14	19	3
Mercer	6	35	19	22	0	17	2
Northumberland	96 (R)	49	44	101	0	41	3

(R) - Revised

Orphans' Court Caseload - 2023 Relinquishments/Terminations

	Begin Pending	New Cases Filed	Cases Processed	End Pending	Processed By:		
					Judge (Contested)	Uncontested	Other
<b><u>6th Class Counties</u></b>							
Armstrong	3	23	15	11	4	9	2
Bedford	1	22	22	1	0	22	0
Bradford	8	33	28	13	6	22	0
Carbon	12	10	19	3	1	16	2
Clarion	4	18	19	3	13	2	4
Clearfield	160	58	41	177	19	22	0
Clinton	9	9	15	3	0	13	2
Columbia	13	43	53	3	2	33	18
Crawford	2	34	25	11	1	24	0
Elk	1	24	22	3	5	17	0
Greene	12	27	34	5	12	19	3
Huntingdon	14	41	51	4	0	49	2
Indiana	21 (R)	28	37	12	1	31	5
Jefferson	25	67	56	36	0	56	0
McKean	10	42	39	13	0	39	0
Mifflin	11 (R)	39	42	8	7	33	2
Perry	5	19	20	4	0	18	2
Pike	64	13	71	6	2	5	64
Somerset	56	62	61	57	7	54	0
Susquehanna	2	13	8	7	1	7	0
Tioga	37 (R)	33	26	44	1	25	0
Venango	45	14	14	45	0	7	7
Warren	3	12	12	3	3	9	0
Wayne	8	36	30	14	12	16	2
<b><u>7th Class Counties</u></b>							
Juniata	1	6	6	1	0	6	0
Snyder	4	11	8	7	1	4	3
Union	0	4	4	0	1	3	0
Wyoming	1	9	6	4	0	6	0
<b><u>8th Class Counties</u></b>							
Cameron	5	2	6	1	4	2	0
Forest	1	0	0	1	0	0	0
Fulton	7	15	16	6	0	16	0
Montour	0	4	3	1	0	3	0
Potter	1	0	1	0	0	1	0
Sullivan	1	1	1	1	0	1	0

(R) - Revised

---

---

## RELINQUISHMENTS/TERMINATIONS

*... relinquishment is the voluntary ending of the rights of a parent with respect to his or her child.  
Termination is the involuntary ending of the rights of a parent with respect to his or her child.*

<b>Cases Processed</b>	The number of final decrees either granting or denying the petition.
<b>Judge (Contested)</b>	This disposition type refers to the number of relinquishments/terminations in which disputed issues of fact were heard in an evidentiary proceeding by a judge.
<b>New Cases Filed</b>	The number of petitions filed either to relinquish or to terminate parental rights.  Note: Only the petition is counted, regardless of the number of children or the number of parents listed on the petition.
<b>Other</b>	This disposition type refers to the number of relinquishments/terminations that were not uncontested or not processed by a judge or non-judicial officer. Included are all cases which have been transferred, discontinued, withdrawn, and deceased respondents.
<b>Uncontested</b>	This disposition type refers to the number of cases in which the parties appear before a judge to provide confirmatory testimony but there were NO disputed issues of fact.

Orphans' Court Caseload - 2023 Appointment of Guardians

	Begin Pending	New Cases Filed	Cases Processed	End Pending	Processed By:		
					Judge (Contested)	Uncontested	Other
<b><u>1st Class County</u></b>							
Philadelphia	70	295	296	69	215	0	81
<b><u>2nd Class County</u></b>							
Allegheny	88	309	327	70	71	256	0
<b><u>2A Class Counties</u></b>							
Bucks	37	126	154	9	13	112	29
Delaware	92 (R)	163	167	88	4	133	30
Lancaster	69	96	88	77	84	4	0
Montgomery	25 (R)	247	244	28	244	0	0
<b><u>3rd Class Counties</u></b>							
Berks	12	89	85	16	6	73	6
Chester	39	100	104	35	0	81	23
Cumberland	7	51	42	16	0	38	4
Dauphin	26	68	78	16	4	62	12
Erie	16	105	98	23	3	79	16
Lackawanna	32	60	53	39	1	52	0
Lehigh	30	121	130	21	18	94	18
Luzerne	31 (R)	77	87	21	1	71	15
Northampton	9	94	86	17	6	78	2
Westmoreland	19	77	78	18	0	70	8
York	20	131	143	8	7	111	25
<b><u>4th Class Counties</u></b>							
Beaver	2	45	38	9	0	35	3
Butler	84	41	43	82	0	42	1
Cambria	22	49	49	22	0	40	9
Centre	20	24	28	16	0	28	0
Fayette	6	32	28	10	0	28	0
Franklin	12	33	38	7	0	33	5
Monroe	3	39	37	5	0	35	2
Schuylkill	8	47	51	4	1	36	14
Washington	21	50	56	15	0	53	3
<b><u>5th Class Counties</u></b>							
Adams	4	34	36	2	0	27	9
Blair	18	50	52	16	1	46	5
Lawrence	45 (R)	16	14	47	0	14	0
Lebanon	12	42	46	8	0	39	7
Lycoming	7	49	45	11	0	37	8
Mercer	12	20	15	17	0	13	2
Northumberland	28 (R)	24	43	9	0	31	12

(R) - Revised

Orphans' Court Caseload - 2023 Appointment of Guardians

	Begin Pending	New Cases Filed	Cases Processed	End Pending	Processed By:		
					Judge (Contested)	Uncontested	Other
<b><u>6th Class Counties</u></b>							
Armstrong	3	13	10	6	1	9	0
Bedford	22	14	3	33	0	3	0
Bradford	4	14	16	2	0	14	2
Carbon	0	22	20	2	0	17	3
Clarion	1	11	12	0	0	11	1
Clearfield	16	25	19	22	0	19	0
Clinton	0	12	10	2	0	10	0
Columbia	29	4	4	29	0	4	0
Crawford	6	23	20	9	1	17	2
Elk	0 (R)	3	3	0	0	3	0
Greene	2	4	4	2	0	4	0
Huntingdon	3	20	18	5	0	16	2
Indiana	23	23	40	6	0	29	11
Jefferson	24	12	11	25	0	11	0
McKean	3	0	1	2	0	1	0
Mifflin	1	13	10	4	0	8	2
Perry	1	11	8	4	0	7	1
Pike	10	22	29	3	1	9	19
Somerset	15	23	17	21	1	16	0
Susquehanna	2	16	9	9	2	7	0
Tioga	2 (R)	11	7	6	0	7	0
Venango	37 (R)	20	14	43	0	9	5
Warren	15	6	5	16	0	5	0
Wayne	1	22	20	3	1	16	3
<b><u>7th Class Counties</u></b>							
Juniata	1	5	5	1	0	5	0
Snyder	2	52	51	3	0	47	4
Union	0	3	3	0	0	3	0
Wyoming	1	3	3	1	0	3	0
<b><u>8th Class Counties</u></b>							
Cameron	0	1	0	1	0	0	0
Forest	1	3	4	0	0	4	0
Fulton	5	3	2	6	0	2	0
Montour	23	7	6	24	0	5	1
Potter	2	4	1	5	0	1	0
Sullivan	1	5	4	2	0	3	1

(R) - Revised

---

---

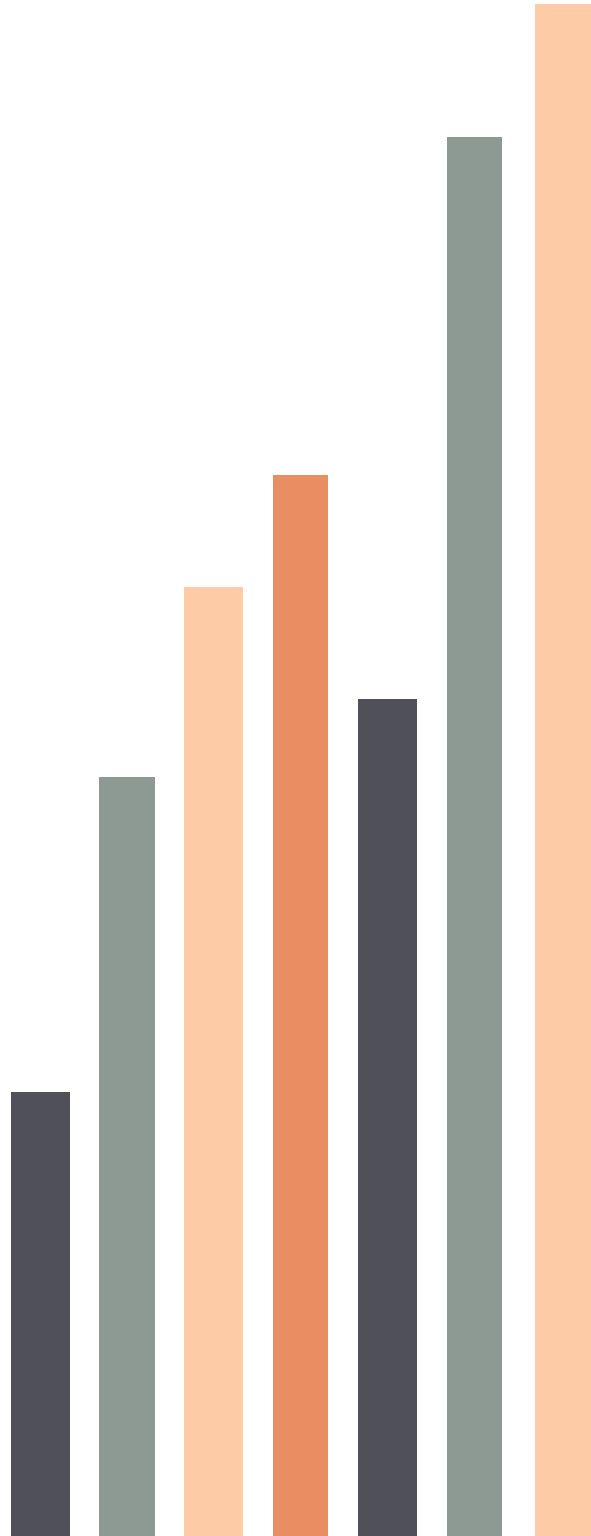
## APPOINTMENT OF GUARDIANS

*... a proceeding through which a determination is made regarding an individuals' capacity to make or communicate a responsible decision that concerns his or her person or property.*

<b>Cases Processed</b>	The number of orders issued adjudicating pending petitions.
<b>Fiduciary</b>	A person or an institution with a legal responsibility for the money or property of another. The term includes executors, administrators, guardians, and trustees subject to the jurisdiction of the Orphans' Court Division.
<b>Incapacitated Person</b>	An adult whose ability to receive and evaluate information effectively and communicate decisions in any way is impaired to such a significant extent that he or she is partially or totally unable to manage financial resources or meet essential requirements for physical health and safety.
<b>Judge</b>	This disposition type refers to the number of appointments in which disputed issues of fact were heard by a judge. NOT included are cases in which a judge signed an order, but there were no disputed issues of fact. Also, NOT included are cases in which the parties appeared to provide confirmatory testimony, but there were no disputed issues of fact heard by a judge.
<b>Other</b>	This disposition type refers to the number of appointments that were not uncontested or not processed by a judge or non-judicial officer. Included are all cases which have been transferred, discontinued, withdrawn, and deceased respondents.
<b>Uncontested</b>	This disposition type refers to the number of cases for which a judge signed an order but there were no disputed issues of fact heard by a judge.



Jury Yield  
Jury Utilization  
Jury Costs



---



---

## 2023 Common Pleas State Totals

### Jury

---



---

#### **Jury Yield**

Qualification Questionnaires/Summonses Mailed	1,455,993	
Returned Undeliverable	84,294	5.8%
Not Responded to	397,722	27.3%
Number of Prospective Jurors:		
Disqualified	147,232	10.1%
Exempted	80,052	5.5%
Excused	115,952	8.0%
Deferred to New Term	144,034	9.9%
Deferred from Previous Term	111,464	7.7%
Qualified Jurors Available for Service	598,171	
Jury Yield: % of Jurors Qualified and Available		41.1%

#### **Jury Utilization**

Qualified and Available Jurors:		
Reporting for Service	218,657	36.6%
Told Not to Report for Service	276,233	46.2%
Sent to Courtroom for Jury Selection (Voir Dire)	159,089	72.8%
Impaneled or Sworn (jurors/alternates)	35,919	16.4%
Removed for Cause/Hardship	30,352	
Removed by Peremptory Challenge	30,143	
Jury Trials Started	2,467	
Pool Days	1,841	
Zero Panel Days	298	16.2%

#### **Jury Costs**

Annual Budget for Jury Operations	\$11,751,701
Average Cost Per Juror	\$8

2023 Jury Yield

	Qualification Questionnaires/			Number of Prospective Jurors:						
	Summons Mailed	Returned Undeliverable	%	Not Responded to	%	Disqualified	%	Exempted	%	
<b><u>1st Class County</u></b>										
Philadelphia	528,701	20,806	3.9	222,438	42.1	62,984	11.9	36,890	7.0	
<b><u>2nd Class County</u></b>										
Allegheny	101,082	8,120	8.0	31,279	30.9	2,769	2.7	2,830	2.8	
<b><u>2A Class Counties</u></b>										
Bucks	74,850	6,340	8.5	14,798	19.8	4,889	6.5	2,162	2.9	
Delaware	79,810	2,885	3.6	25,919	32.5	7,894	9.9	3,349	4.2	
Lancaster	19,850	929	4.7	2,555	12.9	1,760	8.9	2,285	11.5	
Montgomery	82,225	2,168	2.6	16,866	20.5	6,109	7.4	748	0.9	
<b><u>3rd Class Counties</u></b>										
Berks	35,880	1,201	3.3	1,579	4.4	2,406	6.7	1,517	4.2	
Chester	22,747	1,127	5.0	1,389	6.1	2,734	12.0	460	2.0	
Cumberland	7,225	723	10.0	461	6.4	1,164	16.1	639	8.8	
Dauphin	20,427	2,199	10.8	5,017	24.6	3,076	15.1	1,790	8.8	
Erie	34,325	1,891	5.5	5,095	14.8	2,950	8.6	3,289	9.6	
Lackawanna	24,850	2,460	9.9	9,974	40.1	0	--	6,926	27.9	
Lehigh	46,040	3,841	8.3	6,692	14.5	7,887	17.1	800	1.7	
Luzerne	46,530	3,365	7.2	19,650	42.2	8,037	17.3	1,802	3.9	
Northampton	13,606	1,234	9.1	1,276	9.4	1,890	13.9	1,392	10.2	
Westmoreland	21,278	1,072	5.0	464	2.2	4,693	22.1	340	1.6	
York	10,875	782	7.2	1,507	13.9	523	4.8	0	--	
<b><u>4th Class Counties</u></b>										
Beaver	4,346	28	0.6	0	--	66	1.5	37	0.9	
Butler	5,080	17	0.3	0	--	53	1.0	0	--	
Cambria	5,100	275	5.4	857	16.8	247	4.8	59	1.2	
Centre	7,676	1,987	25.9	862	11.2	710	9.2	318	4.1	
Fayette	10,400	1,055	10.1	1,717	16.5	811	7.8	2,574	24.8	
Franklin	10,090	314	3.1	2,921	28.9	605	6.0	184	1.8	
Monroe	23,981	2,537	10.6	3,609	15.0	3,236	13.5	1,206	5.0	
Schuylkill	25,031	2,582	10.3	7,413	29.6	3,735	14.9	516	2.1	
Washington	7,666	470	6.1	579	7.6	457	6.0	444	5.8	
<b><u>5th Class Counties</u></b>										
Adams	1,690	39	2.3	164	9.7	170	10.1	16	0.9	
Blair	15,974	847	5.3	2,476	15.5	1,119	7.0	1,428	8.9	
Lawrence	12,720	606	4.8	973	7.6	600	4.7	69	0.5	
Lebanon	3,970	203	5.1	162	4.1	503	12.7	409	10.3	
Lycoming	61,204	7,272	11.9	0	--	3,107	5.1	1,463	2.4	
Mercer	7,537	399	5.3	902	12.0	1,364	18.1	980	13.0	
Northumberland	7,900	554	7.0	534	6.8	109	1.4	86	1.1	

2023 Jury Yield

	Number of Prospective Jurors:						Qualified Jurors Available for Service	Jury Yield: % of Jurors Qualified and Available
	Excused	%	Deferred to New Term	%	Deferred from Previous Term	%		
<b><u>1st Class County</u></b>								
Philadelphia	12	<0.1	66,230	12.5	41,971	7.9	161,312	30.5
<b><u>2nd Class County</u></b>								
Allegheny	789	0.8	10,916	10.8	11,199	11.1	55,578	55.0
<b><u>2A Class Counties</u></b>								
Bucks	13,404	17.9	7,553	10.1	4,956	6.6	30,660	41.0
Delaware	3,616	4.5	7,582	9.5	9,431	11.8	37,996	47.6
Lancaster	149	0.8	4,333	21.8	5,425	27.3	13,264	66.8
Montgomery	9,174	11.2	5,722	7.0	406	0.5	41,844	50.9
<b><u>3rd Class Counties</u></b>								
Berks	8,025	22.4	1,229	3.4	1,151	3.2	21,074	58.7
Chester	2,979	13.1	998	4.4	3,391	14.9	16,451	72.3
Cumberland	1,152	15.9	586	8.1	553	7.7	3,053	42.3
Dauphin	2,174	10.6	1,875	9.2	2,469	12.1	6,765	33.1
Erie	2,653	7.7	3,625	10.6	2,846	8.3	17,668	51.5
Lackawanna	175	0.7	420	1.7	550	2.2	5,445	21.9
Lehigh	6,577	14.3	3,852	8.4	3,728	8.1	20,119	43.7
Luzerne	4,979	10.7	809	1.7	1,972	4.2	9,860	21.2
Northampton	2,355	17.3	981	7.2	1,045	7.7	5,523	40.6
Westmoreland	3,205	15.1	1,930	9.1	2,212	10.4	11,786	55.4
York	2,905	26.7	1,394	12.8	1,283	11.8	5,047	46.4
<b><u>4th Class Counties</u></b>								
Beaver	163	3.8	1,080	24.9	884	20.3	3,856	88.7
Butler	383	7.5	1,147	22.6	682	13.4	4,162	81.9
Cambria	1,976	38.7	0	--	0	--	1,686	33.1
Centre	2,078	27.1	435	5.7	471	6.1	1,757	22.9
Fayette	1,261	12.1	556	5.3	60	0.6	2,486	23.9
Franklin	1,925	19.1	1,218	12.1	1,982	19.6	4,905	48.6
Monroe	2,796	11.7	2,747	11.5	2,397	10.0	10,247	42.7
Schuylkill	4,441	17.7	917	3.7	1,089	4.4	6,516	26.0
Washington	176	2.3	189	2.5	548	7.1	5,899	77.0
<b><u>5th Class Counties</u></b>								
Adams	314	18.6	263	15.6	311	18.4	1,035	61.2
Blair	5,434	34.0	0	--	0	--	4,670	29.2
Lawrence	1,226	9.6	1,388	10.9	1,505	11.8	9,363	73.6
Lebanon	366	9.2	441	11.1	425	10.7	2,311	58.2
Lycoming	11,868	19.4	3,047	5.0	0	--	34,447	56.3
Mercer	765	10.1	627	8.3	364	4.8	2,864	38.0
Northumberland	699	8.8	3,240	41.0	0	--	2,678	33.9

2023 Jury Yield

	Qualification Questionnaires/			Number of Prospective Jurors:					
	Summonses Mailed	Returned Undeliverable	%	Not Responded to	%	Disqualified	%	Exempted	%
<b><u>6th Class Counties</u></b>									
Armstrong	5,105	263	5.2	617	12.1	471	9.2	584	11.4
Bedford	1,152	0	--	1	0.1	5	0.4	86	7.5
Bradford	2,400	274	11.4	77	3.2	549	22.9	37	1.5
Carbon	5,200	386	7.4	412	7.9	952	18.3	244	4.7
Clarion	1,380	88	6.4	96	7.0	183	13.3	106	7.7
Clearfield	4,112	282	6.9	374	9.1	0	--	485	11.8
Clinton	953	8	0.8	11	1.2	19	2.0	17	1.8
Columbia	1,351	96	7.1	177	13.1	98	7.3	28	2.1
Crawford	3,647	177	4.9	134	3.7	550	15.1	320	8.8
Elk	1,625	77	4.7	112	6.9	159	9.8	0	--
Greene	662	16	2.4	140	21.1	41	6.2	29	4.4
Huntingdon	2,333	192	8.2	242	10.4	408	17.5	43	1.8
Indiana	7,075	659	9.3	1,115	15.8	544	7.7	620	8.8
Jefferson	700	36	5.1	111	15.9	59	8.4	54	7.7
McKean	4,320	8	0.2	488	11.3	139	3.2	29	0.7
Mifflin	859	31	3.6	28	3.3	48	5.6	1	0.1
Perry	3,750	0	--	0	--	0	--	0	--
Pike	4,500	10	0.2	312	6.9	1,229	27.3	0	--
Somerset	3,275	137	4.2	231	7.1	419	12.8	51	1.6
Susquehanna	1,198	26	2.2	44	3.7	345	28.8	0	--
Tioga	4,416	332	7.5	622	14.1	378	8.6	42	1.0
Venango	1,690	18	1.1	63	3.7	36	2.1	6	0.4
Warren	4,050	216	5.3	802	19.8	1,095	27.0	57	1.4
Wayne	1,314	162	12.3	612	46.6	108	8.2	96	7.3
<b><u>7th Class Counties</u></b>									
Juniata	1,400	0	--	0	--	0	--	0	--
Snyder	919	59	6.4	94	10.2	73	7.9	9	1.0
Union	961	57	5.9	130	13.5	70	7.3	10	1.0
Wyoming	901	81	9.0	112	12.4	70	7.8	0	--
<b><u>8th Class Counties</u></b>									
Cameron	490	20	4.1	26	5.3	93	19.0	0	--
Forest	880	54	6.1	113	12.8	262	29.8	18	2.0
Fulton	880	45	5.1	112	12.7	23	2.6	7	0.8
Montour	1,000	84	8.4	96	9.6	99	9.9	46	4.6
Potter	829	72	8.7	90	10.9	50	6.0	19	2.3
Sullivan	0	0	--	0	--	0	--	0	--

2023 Jury Yield

	Number of Prospective Jurors:						Qualified Jurors Available for Service	Jury Yield: % of Jurors Qualified and Available
	Excused	%	Deferred to New Term	%	Deferred from Previous Term	%		
<b><u>6th Class Counties</u></b>								
Armstrong	1,351	26.5	365	7.1	417	8.2	1,871	36.7
Bedford	65	5.6	160	13.9	160	13.9	995	86.4
Bradford	337	14.0	304	12.7	382	15.9	1,204	50.2
Carbon	1,840	35.4	201	3.9	143	2.8	1,308	25.2
Clarion	416	30.1	52	3.8	26	1.9	465	33.7
Clearfield	862	21.0	453	11.0	364	8.9	2,020	49.1
Clinton	234	24.6	50	5.2	61	6.4	675	70.8
Columbia	349	25.8	76	5.6	69	5.1	596	44.1
Crawford	315	8.6	489	13.4	534	14.6	2,196	60.2
Elk	155	9.5	344	21.2	0	--	778	47.9
Greene	83	12.5	213	32.2	627	94.7	767	115.9
Huntingdon	615	26.4	70	3.0	38	1.6	801	34.3
Indiana	1,699	24.0	658	9.3	351	5.0	2,131	30.1
Jefferson	199	28.4	288	41.1	249	35.6	202	28.9
McKean	163	3.8	641	14.8	119	2.8	2,971	68.8
Mifflin	173	20.1	89	10.4	88	10.2	577	67.2
Perry	1,556	41.5	0	--	0	--	2,194	58.5
Pike	844	18.8	611	13.6	1,051	23.4	2,545	56.6
Somerset	623	19.0	459	14.0	0	--	1,355	41.4
Susquehanna	256	21.4	43	3.6	72	6.0	556	46.4
Tioga	866	19.6	0	--	0	--	2,176	49.3
Venango	138	8.2	130	7.7	186	11.0	1,485	87.9
Warren	592	14.6	183	4.5	494	12.2	1,599	39.5
Wayne	120	9.1	321	24.4	243	18.5	138	10.5
<b><u>7th Class Counties</u></b>								
Juniata	579	41.4	0	--	0	--	821	58.6
Snyder	193	21.0	107	11.6	147	16.0	531	57.8
Union	155	16.1	103	10.7	164	17.1	600	62.4
Wyoming	93	10.3	3	0.3	0	--	542	60.2
<b><u>8th Class Counties</u></b>								
Cameron	51	10.4	90	18.4	0	--	210	42.9
Forest	172	19.5	90	10.2	127	14.4	298	33.9
Fulton	244	27.7	42	4.8	22	2.5	429	48.8
Montour	216	21.6	69	6.9	24	2.4	414	41.4
Potter	204	24.6	0	--	0	--	394	47.5
Sullivan	0	--	0	--	0	--	--	--

## 2023 Jury Utilization

### Qualified and Available Jurors:

	Reporting for Service	%	Told Not to Report for Service	%	Sent to Courtroom for Jury Selection (Voir Dire)	%	Impaneled or Sworn (jurors/ alternates)	%	Removed for Cause/ Hardship	Removed by Peremptory Challenge
<b><u>1st Class County</u></b>										
Philadelphia	62,709	38.9	66,894	41.5	49,682	79.2	8,348	13.3	8,643	5,326
<b><u>2nd Class County</u></b>										
Allegheny	14,854	26.7	20,360	36.6	10,893	73.3	1,751	11.8	2,808	1,136
<b><u>2A Class Counties</u></b>										
Bucks	7,189	23.4	16,830	54.9	3,706	51.6	918	12.8	767	847
Delaware	11,711	30.8	14,349	37.8	8,910	76.1	1,364	11.6	1,899	1,284
Lancaster	4,679	35.3	4,651	35.1	2,654	56.7	812	17.4	523	762
Montgomery	12,407	29.7	40,025	95.7	7,962	64.2	1,577	12.7	1,955	1,360
<b><u>3rd Class Counties</u></b>										
Berks	4,181	19.8	15,010	71.2	3,066	73.3	859	20.5	658	695
Chester	6,696	40.7	7,837	47.6	5,482	81.9	1,154	17.2	882	1,012
Cumberland	2,788	91.3	350	11.5	2,674	95.9	930	33.4	250	958
Dauphin	4,399	65.0	570	8.4	3,955	89.9	1,330	30.2	642	1,301
Erie	4,721	26.7	7,904	44.7	2,802	59.4	665	14.1	711	601
Lackawanna	2,981	54.7	4,403	80.9	1,205	40.4	295	9.9	272	280
Lehigh	4,034	20.1	15,649	77.8	3,084	76.5	678	16.8	691	642
Luzerne	5,536	56.1	2,041	20.7	3,481	62.9	871	15.7	394	951
Northampton	1,585	28.7	910	16.5	1,178	74.3	321	20.3	285	330
Westmoreland	3,952	33.5	7,754	65.8	2,261	57.2	573	14.5	624	360
York	4,645	92.0	0	--	3,400	73.2	1,062	22.9	661	1,107
<b><u>4th Class Counties</u></b>										
Beaver	1,319	34.2	2,539	65.8	853	64.7	230	17.4	222	159
Butler	1,574	37.8	2,035	48.9	838	53.2	160	10.2	186	128
Cambria	794	47.1	614	36.4	326	41.1	101	12.7	71	62
Centre	1,465	83.4	288	16.4	534	36.5	230	15.7	92	212
Fayette	3,233	130.0	2,659	107.0	1,898	58.7	680	21.0	77	667
Franklin	1,947	39.7	1,339	27.3	3,013	154.8	346	17.8	781	558
Monroe	4,539	44.3	2,494	24.3	3,526	77.7	954	21.0	771	910
Schuylkill	3,369	51.7	41	0.6	2,283	67.8	760	22.6	627	571
Washington	1,484	25.2	1,830	31.0	1,178	79.4	224	15.1	349	358
<b><u>5th Class Counties</u></b>										
Adams	560	54.1	423	40.9	594	106.1	182	32.5	75	176
Blair	4,028	86.3	1,496	32.0	2,108	52.3	690	17.1	547	718
Lawrence	635	6.8	1,718	18.3	390	61.4	85	13.4	72	96
Lebanon	871	37.7	1,188	51.4	816	93.7	295	33.9	84	188
Lycoming	5,392	15.7	14,425	41.9	2,482	46.0	724	13.4	360	773
Mercer	2,638	92.1	1,184	41.3	1,226	46.5	100	3.8	54	102
Northumberland	1,922	71.8	3,953	147.6	1,922	100.0	740	38.5	85	59

2023 Jury Utilization/Jury Costs

	Jury Utilization:				Jury Cost	
	Jury Trials Started	Pool Days	Zero Panel Days	Percent Zero Panel Days (%)	Annual Budget for Jury Operations	Average Cost Per Juror
<b><u>1st Class County</u></b>						
Philadelphia	665	247	7	2.8	\$3,549,118	\$7
<b><u>2nd Class County</u></b>						
Allegheny	115	181	34	18.8	\$1,079,483	\$11
<b><u>2A Class Counties</u></b>						
Bucks	73	79	24	30.4	\$174,078	\$2
Delaware	106	91	8	8.8	\$555,792	\$7
Lancaster	58	49	12	24.5	\$293,571	\$15
Montgomery	114	135	42	31.1	\$217,808	\$3
<b><u>3rd Class Counties</u></b>						
Berks	60	70	16	22.9	\$472,593	\$13
Chester	74	89	9	10.1	\$499,188	\$22
Cumberland	68	24	0	--	\$227,712	\$32
Dauphin	156	45	2	4.4	\$262,750	\$13
Erie	48	60	19	31.7	\$266,788	\$8
Lackawanna	20	27	9	33.3	\$41,233	\$2
Lehigh	48	56	13	23.2	\$301,047	\$7
Luzerne	59	59	11	18.6	\$118,589	\$3
Northampton	23	18	1	5.6	\$214,658	\$16
Westmoreland	41	34	5	14.7	\$159,138	\$7
York	77	33	4	12.1	\$184,540	\$17
<b><u>4th Class Counties</u></b>						
Beaver	17	27	9	33.3	\$115,729	\$27
Butler	11	10	0	--	\$64,000	\$13
Cambria	5	9	2	22.2	\$67,392	\$13
Centre	2	7	0	--	\$89,408	\$12
Fayette	47	31	8	25.8	\$266,575	\$26
Franklin	17	16	0	--	\$159,870	\$16
Monroe	40	26	0	--	\$290,759	\$12
Schuylkill	53	18	1	5.6	\$109,264	\$4
Washington	16	22	2	9.1	\$180,330	\$24
<b><u>5th Class Counties</u></b>						
Adams	8	7	0	--	\$92,640	\$55
Blair	33	14	2	14.3	\$115,412	\$7
Lawrence	6	8	1	12.5	\$63,405	\$5
Lebanon	19	12	3	25.0	\$35,435	\$9
Lycoming	39	40	7	17.5	\$217,931	\$4
Mercer	7	21	10	47.6	\$52,491	\$7
Northumberland	23	13	0	--	\$37,500	\$5



## 2023 Jury Utilization

### Qualified and Available Jurors:

	Reporting for Service	%	Told Not to Report for Service	%	Sent to Courtroom for Jury Selection (Voir Dire)	%	Impaneled or Sworn (jurors/ alternates)	%	Removed for Cause/ Hardship	Removed by Peremptory Challenge
<b><u>6th Class Counties</u></b>										
Armstrong	1,566	83.7	0	--	1,144	73.1	397	25.4	308	343
Bedford	676	67.9	158	15.9	676	100.0	156	23.1	72	114
Bradford	742	61.6	0	--	579	78.0	168	22.6	104	169
Carbon	835	63.8	47	3.6	783	93.8	154	18.4	190	144
Clarion	499	107.3	0	--	499	100.0	126	25.3	119	58
Clearfield	1,564	77.4	0	--	1,826	116.8	870	55.6	246	710
Clinton	590	87.4	332	49.2	573	97.1	161	27.3	88	159
Columbia	656	110.1	32	5.4	546	83.2	224	34.1	29	258
Crawford	590	26.9	1,816	82.7	265	44.9	98	16.6	52	88
Elk	519	66.7	308	39.6	354	68.2	98	18.9	116	88
Greene	855	111.5	0	--	595	69.6	218	25.5	176	192
Huntingdon	701	87.5	297	37.1	848	121.0	238	34.0	165	445
Indiana	1,062	49.8	685	32.1	476	44.8	98	9.2	131	115
Jefferson	186	92.1	413	204.5	186	100.0	65	34.9	121	0
McKean	2,579	86.8	797	26.8	2,408	93.4	424	16.4	559	360
Mifflin	504	87.3	131	22.7	411	81.5	182	36.1	61	168
Perry	1,165	53.1	616	28.1	526	45.2	262	22.5	0	0
Pike	693	27.2	700	27.5	457	65.9	114	16.5	105	144
Somerset	1,980	146.1	1,139	84.1	360	18.2	86	4.3	63	78
Susquehanna	97	17.4	443	79.7	51	52.6	28	28.9	1	22
Tioga	208	9.6	1,736	79.8	155	74.5	42	20.2	20	10
Venango	1,036	69.8	739	49.8	643	62.1	252	24.3	0	329
Warren	1,060	66.3	152	9.5	982	92.6	280	26.4	91	292
Wayne	464	336.2	0	--	294	63.4	112	24.1	36	116
<b><u>7th Class Counties</u></b>										
Juniata	346	42.1	364	44.3	86	24.9	43	12.4	0	0
Snyder	362	68.2	353	66.5	444	122.7	175	48.3	45	200
Union	598	99.7	416	69.3	479	80.1	196	32.8	59	223
Wyoming	228	42.1	246	45.4	95	41.7	56	24.6	7	5
<b><u>8th Class Counties</u></b>										
Cameron	210	100.0	0	--	148	70.5	46	21.9	35	48
Forest	262	87.9	0	--	254	96.9	56	21.4	72	64
Fulton	374	87.2	0	--	740	197.9	133	35.6	58	149
Montour	219	52.9	166	40.1	31	14.2	16	7.3	1	14
Potter	394	100.0	384	97.5	793	201.3	336	85.3	104	349
Sullivan	0	--	0	--	0	--	0	--	0	0

2023 Jury Utilization/Jury Costs

	Jury Utilization:				Jury Cost	
	Jury Trials Started	Pool Days	Zero Panel Days	Percent Zero Panel Days (%)	Annual Budget for Jury Operations	Average Cost Per Juror
<b><u>6th Class Counties</u></b>						
Armstrong	22	13	2	15.4	\$54,906	\$11
Bedford	8	8	0	--	\$57,606	\$50
Bradford	10	11	0	--	\$60,640	\$25
Carbon	10	9	0	--	\$49,222	\$9
Clarion	11	7	0	--	\$13,714	\$10
Clearfield	13	11	0	--	\$62,226	\$15
Clinton	5	6	2	33.3	\$30,602	\$32
Columbia	14	7	0	--	\$6,709	\$5
Crawford	6	10	3	30.0	\$11,891	\$3
Elk	2	6	1	16.7	\$17,848	\$11
Greene	14	10	2	20.0	\$42,488	\$64
Huntingdon	14	8	1	12.5	\$15,446	\$7
Indiana	6	14	7	50.0	\$34,382	\$5
Jefferson	4	3	0	--	\$25,570	\$37
McKean	31	32	2	6.3	\$149,857	\$35
Mifflin	7	7	0	--	\$22,745	\$26
Perry	16	11	2	18.2	\$44,892	\$12
Pike	8	7	1	14.3	\$74,739	\$17
Somerset	5	13	7	53.8	\$55,121	\$17
Susquehanna	2	2	1	50.0	\$41,831	\$35
Tioga	3	4	1	25.0	\$15,251	\$3
Venango	18	11	0	--	\$52,180	\$31
Warren	20	10	0	--	\$21,770	\$5
Wayne	9	6	0	--	\$59,893	\$46
<b><u>7th Class Counties</u></b>						
Juniata	3	4	1	25.0	\$23,616	\$17
Snyder	13	4	0	0.0	\$24,295	\$26
Union	14	6	0	0.0	\$22,320	\$23
Wyoming	4	4	2	50.0	\$15,749	\$17
<b><u>8th Class Counties</u></b>						
Cameron	1	2	0	--	\$8,742	\$18
Forest	4	3	0	--	\$5,711	\$6
Fulton	10	5	0	--	\$32,838	\$37
Montour	1	3	2	66.7	\$2,875	\$3
Potter	11	6	0	--	\$12,689	\$15
Sullivan	0	0	0	--	\$5,110	--

---

---

## JURY

### Jury Yield

<b>Deferred to a New Term</b>	The number of prospective jurors who were summonsed for jury service, but requested and received a postponement or deferral to serve at another time.
<b>Deferred from a Previous Term</b>	The number of prospective jurors who were previously summoned for jury service, requested and received a postponement or deferral, and are now available for jury service.
<b>Disqualified</b>	The number of prospective jurors who were deemed statutorily ineligible for jury service based on their response to the qualification questionnaire or to their responses to qualification questions on the jury summons. Disqualification criteria include non-citizenship, non-residency in the jurisdiction served by the court, under the age of 18, currently subject to legal disability such as felony conviction or legal incompetency, and unable to speak or understand English.
<b>Excused</b>	The number of prospective jurors who requested to be excused from jury service due to financial or medical hardship. Excusal differs from an exemption in that the court retains the sole discretion to excuse a juror from service whereas an exemption provides the juror with a statutory right to decline jury service if summonsed by the court.
<b>Exempted</b>	The number of prospective jurors who claimed an exemption from jury service. An exemption from jury service is a statutory right based on occupational or other personal status criteria established by the legislature. Typical exemption criteria include previous jury service, occupational status such as public office holders, judicial officers, licensed attorneys, health care professionals or corrections officers, sole caregivers of dependent children or adults, etc. An exemption differs from an excusal in that the exemption is a statutory right of the juror to claim whereas the court retains the sole discretion to excuse a juror from service.
<b>Jury Yield</b>	The Percentage of Jurors Qualified and Available for Service is calculated by dividing <i>Qualification/Summonses Mailed</i> by <i>Qualified Jurors Available for Service</i> and multiplying by 100.
<b>Not Responded To</b>	The number of qualification questionnaires and jury summonses for which no response was received by the court.
<b>Qualification Questionnaires/ Summonses Mailed</b>	The number of qualification questionnaires and jury summonses sent to prospective jurors vis the U.S. Postal Service or other means.
<b>Qualified Jurors Available for Service</b>	Jurors who have returned their summons/questionnaire and, based on their responses have not been excused/exempted from service. The number of qualified jurors is determined by: <i>Qualification Questionnaires/ Summonses Mailed</i> MINUS <i>Returned Undeliverable, Not Responded To, Disqualified, Exempted, Excused, Deferred to New Term</i> PLUS <i>Deferred from Previous Term</i> .

---

---

**Returned Undeliverable** The number of qualification questionnaires and jury summonses returned and marked “undeliverable at this address”.

**Jury Utilization**

**Impaneled or Sworn (Jurors/Alternates)** The number of qualified and available jurors sworn as a trial juror or alternate during jury selection.

**Jury Trials Started** The number of jury trials started each day. A jury trial starts when the first witness is sworn-in and/or upon opening statements. A jury trial is counted even if a verdict is not rendered because the defendant enters a plea, the case is settled, or the trial is terminated for other reasons.

**Pool Days** The number of days prospective jurors reported to the courthouse in anticipation of voir dire during the report month.

**Removed for Cause/ Hardship** The number of qualified and available jurors removed for cause or hardship during jury selection. A potential juror may be challenged by the defense and/or prosecution because they give a reason why they might be unable to reach a fair verdict.

**Removed by Peremptory Challenge** The number of qualified and available jurors removed by peremptory challenge during jury selection. A potential juror may be rejected by the defense and/or prosecution because they have an unfavorable bias without giving any reason.

**Reporting for Service** The number of qualified and available jurors who reported for jury service. If a juror reports for service on multiple days, each day that the juror reported for service is counted individually.

**Sent to Courtroom for Jury Selection (Voir Dire)** The number of qualified and available jurors assigned to a panel for jury selection. A juror may be assigned to more than one panel and is counted for each panel to which they were assigned.

**Told Not to Report for Service** The number of jurors who were qualified and available to serve, but were told in advance (e.g., by telephone, by telephone call-in system, by postcard) by the court not to report.

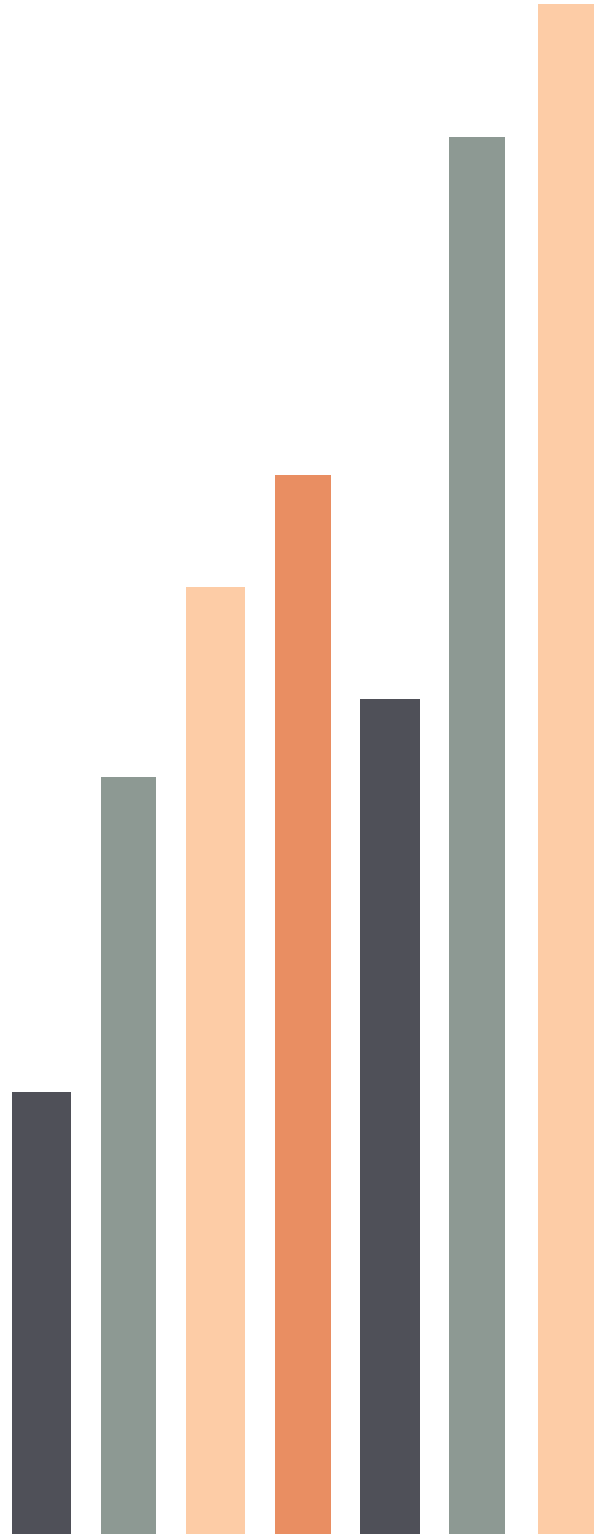
**Zero Panel Day** The number of days prospective jurors reported to the courthouse during the month in which no jurors were sent to voir dire.

**Jury Costs**

**Annual Budget for Judicial Operations** Other than juror fees and mileage, included this figure may also include jury staff salaries and fringe benefits, jury automation costs, facilities, printing expenses, postage expenses, personal service, juror fees, mileage, and miscellaneous expenses (hotel or dining costs for sequestered jurors, etc.).

**Average Cost Per Juror** Calculated by dividing *Annual Budget for Jury Operations* by *Qualification Questionnaires/Summonses Mailed*.

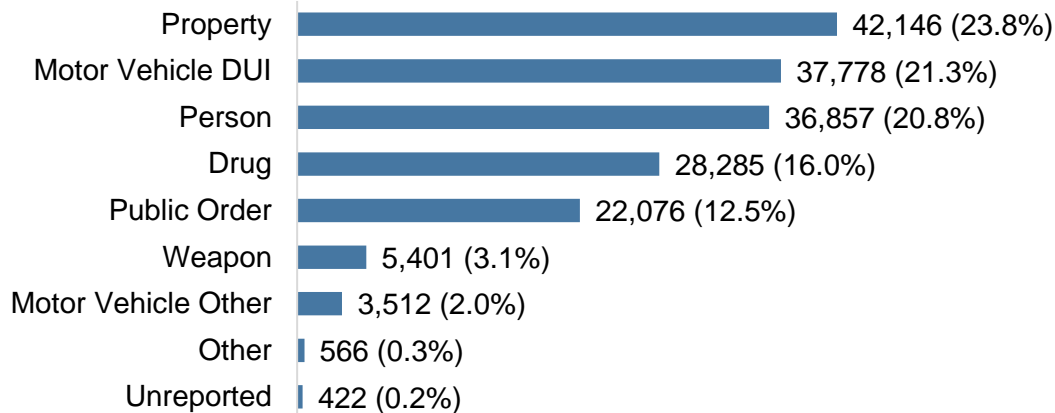
# Limited Jurisdiction Courts



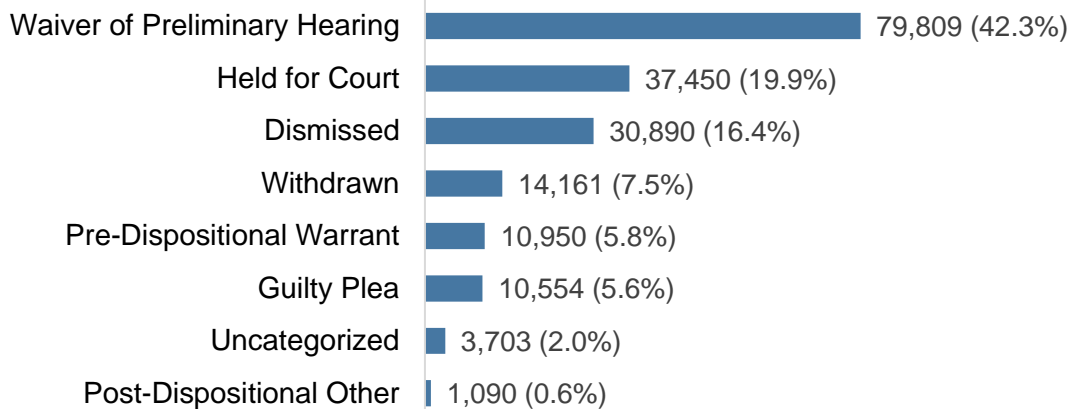
# 2023 Magisterial District Judge State Totals Criminal

Cases Pending 1/1/23		Age of Pending Cases		
New Cases Filed	177,043	<b>0-60 Days</b>	19,683	59.0%
Active Warrant Status Change	10,289	<b>61-120 Days</b>	6,510	19.5%
Closed Case Status Change	8	<b>121-180 Days</b>	2,277	6.8%
<b>Cases Available for Processing</b>	<b>221,944</b>	<b>181-240 Days</b>	862	2.6%
		<b>241-300 Days</b>	399	1.2%
		<b>301-360 Days</b>	244	0.7%
<b>Cases Processed and Inactive</b>	<b>188,607</b>	<b>Over 360 Days</b>	3,362	10.1%
<b>Cases Pending 12/31/23</b>	<b>33,337</b>	<b>Total</b>	<b>33,337</b>	

### New Cases Filed By Offense Type:



### Processed By:



For the most recent data, visit the AOPC website at <http://www.pacourts.us/news-and-statistics/research-and-statistics/dashboard-table-of-contents/magisterial-district-courts-statewide-dashboard>

Magisterial District Judge - 2023 Criminal Available for Processing

	Cases Pending 1/1/23	New Cases Filed	Active Warrant Status Change	Closed Case Status Change	Cases Available for Processing	Cases Processed	Cases Pending 12/31/23
<b><u>2nd Class County</u></b>							
Allegheny	6,425	22,430	1,536	0	30,391	24,116	6,275
<b><u>2A Class Counties</u></b>							
Bucks	1,592	6,936	359	0	8,887	7,399	1,488
Delaware	2,749	8,552	833	0	12,134	10,116	2,018
Lancaster	821	8,174	516	2	9,513	8,720	793
Montgomery	2,391	9,681	683	0	12,755	10,721	2,034
<b><u>3rd Class Counties</u></b>							
Berks	910	5,526	417	0	6,853	5,896	957
Chester	1,401	5,748	407	0	7,556	6,191	1,365
Cumberland	664	4,138	195	0	4,997	4,343	654
Dauphin	1,392	7,878	449	1	9,720	8,309	1,411
Erie	992	5,692	289	0	6,973	5,921	1,052
Lackawanna	788	4,171	407	0	5,366	4,553	813
Lehigh	1,023	6,009	308	1	7,341	6,163	1,178
Luzerne	1,162	5,551	344	0	7,057	6,092	965
Northampton	725	4,029	172	0	4,926	4,214	712
Westmoreland	1,094	5,147	401	0	6,642	5,639	1,003
York	1,421	8,178	328	0	9,927	8,368	1,559
<b><u>4th Class Counties</u></b>							
Beaver	637	3,085	208	0	3,930	3,330	600
Butler	371	2,098	106	0	2,575	2,234	341
Cambria	364	2,247	113	1	2,725	2,408	317
Centre	218	1,607	40	0	1,865	1,646	219
Fayette	605	3,243	200	0	4,048	3,421	627
Franklin	339	2,198	100	0	2,637	2,223	414
Monroe	757	3,489	234	0	4,480	3,812	668
Schuylkill	304	2,386	110	0	2,800	2,441	359
Washington	517	3,254	103	0	3,874	3,279	595
<b><u>5th Class Counties</u></b>							
Adams	215	1,636	40	0	1,891	1,612	279
Blair	304	2,908	114	0	3,326	3,019	307
Lawrence	177	1,375	61	0	1,613	1,467	146
Lebanon	219	1,603	52	0	1,874	1,668	206
Lycoming	227	2,047	91	0	2,365	2,107	258
Mercer	211	2,151	109	0	2,471	2,292	179
Northumberland	275	1,902	65	0	2,242	1,910	332

Magisterial District Judge - 2023 Criminal Available for Processing

	Cases Pending 1/1/23	New Cases Filed	Active Warrant Status Change	Closed Case Status Change	Cases Available for Processing	Cases Processed	Cases Pending 12/31/23
<b><u>6th Class Counties</u></b>							
Armstrong	276	1,114	68	0	1,458	1,194	264
Bedford	81	667	65	0	813	730	83
Bradford	142	872	72	0	1,086	985	101
Carbon	196	1,225	32	1	1,454	1,305	149
Clarion	127	885	14	2	1,028	939	89
Clearfield	183	1,326	31	0	1,540	1,398	142
Clinton	68	563	32	0	663	591	72
Columbia	112	1,181	48	0	1,341	1,211	130
Crawford	255	1,282	36	0	1,573	1,352	221
Elk	40	486	22	0	548	494	54
Greene	119	559	25	0	703	505	198
Huntingdon	44	531	13	0	588	524	64
Indiana	204	1,116	32	0	1,352	1,168	184
Jefferson	106	594	8	0	708	650	58
McKean	190	1,158	44	0	1,392	1,228	164
Mifflin	68	760	19	0	847	751	96
Perry	99	672	22	0	793	702	91
Pike	154	690	31	0	875	765	110
Somerset	109	1,034	37	0	1,180	1,054	126
Susquehanna	90	510	58	0	658	575	83
Tioga	64	529	20	0	613	523	90
Venango	72	752	30	0	854	782	72
Warren	76	465	41	0	582	522	60
Wayne	46	490	21	0	557	491	66
<b><u>7th Class Counties</u></b>							
Juniata	59	240	4	0	303	240	63
Snyder	53	496	12	0	561	477	84
Union	56	423	9	0	488	421	67
Wyoming	52	282	8	0	342	302	40
<b><u>8th Class Counties</u></b>							
Cameron	12	56	3	0	71	65	6
Forest	31	91	1	0	123	100	23
Fulton	48	292	8	0	348	284	64
Montour	29	228	19	0	276	250	26
Potter	36	296	4	0	336	286	50
Sullivan	17	109	10	0	136	113	23



Magisterial District Judge - 2023 New Criminal Cases by Offense Type

	Drug	%	Property	%	Motor Vehicle DUI	%	Person	%	Public Order	%
<b><u>2nd Class County</u></b>										
Allegheny	2,975	13.3	5,467	24.4	2,390	10.7	6,671	29.7	3,116	13.9
<b><u>2A Class Counties</u></b>										
Bucks	1,232	17.8	2,270	32.7	1,550	22.3	998	14.4	628	9.1
Delaware	1,030	12.0	2,537	29.7	1,371	16.0	2,090	24.4	941	11.0
Lancaster	941	11.5	1,837	22.5	2,830	34.6	1,310	16.0	824	10.1
Montgomery	1,057	10.9	3,601	37.2	2,046	21.1	1,732	17.9	828	8.6
<b><u>3rd Class Counties</u></b>										
Berks	906	16.4	1,579	28.6	989	17.9	1,228	22.2	572	10.4
Chester	633	11.0	1,473	25.6	1,729	30.1	1,077	18.7	605	10.5
Cumberland	439	10.6	1,049	25.4	1,044	25.2	807	19.5	596	14.4
Dauphin	1,388	17.6	1,506	19.1	1,494	19.0	1,614	20.5	1,299	16.5
Erie	629	11.1	1,527	26.8	1,017	17.9	1,342	23.6	921	16.2
Lackawanna	1,068	25.6	749	18.0	445	10.7	1,031	24.7	634	15.2
Lehigh	1,478	24.6	1,277	21.3	1,341	22.3	964	16.0	653	10.9
Luzerne	1,080	19.5	1,132	20.4	1,126	20.3	1,111	20.0	835	15.0
Northampton	730	18.1	877	21.8	937	23.3	809	20.1	495	12.3
Westmoreland	905	17.6	1,118	21.7	1,099	21.4	1,213	23.6	558	10.8
York	1,474	18.0	1,758	21.5	1,836	22.5	1,337	16.3	1,183	14.5
<b><u>4th Class Counties</u></b>										
Beaver	346	11.2	703	22.8	649	21.0	769	24.9	453	14.7
Butler	264	12.6	554	26.4	562	26.8	334	15.9	287	13.7
Cambria	314	14.0	527	23.5	397	17.7	536	23.9	290	12.9
Centre	336	20.9	444	27.6	439	27.3	199	12.4	151	9.4
Fayette	614	18.9	761	23.5	670	20.7	690	21.3	351	10.8
Franklin	264	12.0	569	25.9	555	25.3	413	18.8	252	11.5
Monroe	439	12.6	653	18.7	1,201	34.4	620	17.8	390	11.2
Schuylkill	490	20.5	518	21.7	422	17.7	495	20.7	351	14.7
Washington	462	14.2	786	24.2	590	18.1	763	23.4	445	13.7
<b><u>5th Class Counties</u></b>										
Adams	231	14.1	168	10.3	762	46.6	210	12.8	156	9.5
Blair	718	24.7	695	23.9	346	11.9	561	19.3	433	14.9
Lawrence	245	17.8	316	23.0	290	21.1	316	23.0	138	10.0
Lebanon	401	25.0	319	19.9	397	24.8	220	13.7	180	11.2
Lycoming	423	20.7	399	19.5	522	25.5	403	19.7	201	9.8
Mercer	393	18.3	459	21.3	393	18.3	472	21.9	321	14.9
Northumberland	342	18.0	352	18.5	269	14.1	483	25.4	359	18.9

Magisterial District Judge - 2023 New Criminal Cases by Offense Type

	Weapon	%	Motor Vehicle Other	%	Unreported	%	Other	%	Total
<b><u>2nd Class County</u></b>									
Allegheny	1,082	4.8	418	1.9	249	1.1	62	0.3	22,430
<b><u>2A Class Counties</u></b>									
Bucks	131	1.9	119	1.7	3	<0.1	5	0.1	6,936
Delaware	423	4.9	143	1.7	4	<0.1	13	0.2	8,552
Lancaster	161	2.0	248	3.0	8	0.1	15	0.2	8,174
Montgomery	281	2.9	126	1.3	2	<0.1	8	0.1	9,681
<b><u>3rd Class Counties</u></b>									
Berks	160	2.9	85	1.5	2	<0.1	5	0.1	5,526
Chester	128	2.2	97	1.7	1	<0.1	5	0.1	5,748
Cumberland	81	2.0	96	2.3	7	0.2	19	0.5	4,138
Dauphin	257	3.3	212	2.7	15	0.2	93	1.2	7,878
Erie	128	2.2	105	1.8	8	0.1	15	0.3	5,692
Lackawanna	165	4.0	51	1.2	1	<0.1	27	0.6	4,171
Lehigh	147	2.4	138	2.3	6	0.1	5	0.1	6,009
Luzerne	148	2.7	88	1.6	24	0.4	7	0.1	5,551
Northampton	85	2.1	78	1.9	17	0.4	1	<0.1	4,029
Westmoreland	121	2.4	112	2.2	12	0.2	9	0.2	5,147
York	270	3.3	274	3.4	16	0.2	30	0.4	8,178
<b><u>4th Class Counties</u></b>									
Beaver	85	2.8	69	2.2	1	<0.1	10	0.3	3,085
Butler	53	2.5	39	1.9	1	<0.1	4	0.2	2,098
Cambria	141	6.3	30	1.3	0	--	12	0.5	2,247
Centre	16	1.0	17	1.1	5	0.3	0	--	1,607
Fayette	90	2.8	67	2.1	0	--	0	--	3,243
Franklin	82	3.7	52	2.4	1	<0.1	10	0.5	2,198
Monroe	118	3.4	48	1.4	3	0.1	17	0.5	3,489
Schuylkill	46	1.9	61	2.6	0	--	3	0.1	2,386
Washington	78	2.4	122	3.7	1	<0.1	7	0.2	3,254
<b><u>5th Class Counties</u></b>									
Adams	46	2.8	51	3.1	1	0.1	11	0.7	1,636
Blair	73	2.5	50	1.7	4	0.1	28	1.0	2,908
Lawrence	62	4.5	7	0.5	1	0.1	0	--	1,375
Lebanon	34	2.1	45	2.8	2	0.1	5	0.3	1,603
Lycoming	54	2.6	36	1.8	1	<0.1	8	0.4	2,047
Mercer	59	2.7	38	1.8	0	--	16	0.7	2,151
Northumberland	50	2.6	36	1.9	2	0.1	9	0.5	1,902

Magisterial District Judge - 2023 New Criminal Cases by Offense Type

	Drug	%	Property	%	Motor Vehicle DUI	%	Person	%	Public Order	%
<b><u>6th Class Counties</u></b>										
Armstrong	140	12.6	160	14.4	398	35.7	260	23.3	111	10.0
Bedford	145	21.7	123	18.4	192	28.8	92	13.8	68	10.2
Bradford	156	17.9	173	19.8	200	22.9	189	21.7	114	13.1
Carbon	209	17.1	242	19.8	347	28.3	212	17.3	167	13.6
Clarion	118	13.3	208	23.5	259	29.3	160	18.1	101	11.4
Clearfield	268	20.2	242	18.3	323	24.4	229	17.3	228	17.2
Clinton	112	19.9	107	19.0	126	22.4	104	18.5	87	15.5
Columbia	331	28.0	221	18.7	256	21.7	173	14.6	131	11.1
Crawford	341	26.6	231	18.0	307	23.9	199	15.5	132	10.3
Elk	90	18.5	75	15.4	151	31.1	81	16.7	65	13.4
Greene	42	7.5	119	21.3	133	23.8	144	25.8	80	14.3
Huntingdon	120	22.6	87	16.4	128	24.1	97	18.3	60	11.3
Indiana	174	15.6	213	19.1	353	31.6	242	21.7	104	9.3
Jefferson	75	12.6	82	13.8	207	34.8	109	18.4	90	15.2
McKean	359	31.0	214	18.5	285	24.6	153	13.2	100	8.6
Mifflin	138	18.2	170	22.4	159	20.9	138	18.2	103	13.6
Perry	53	7.9	93	13.8	312	46.4	113	16.8	66	9.8
Pike	99	14.3	84	12.2	294	42.6	126	18.3	67	9.7
Somerset	155	15.0	231	22.3	268	25.9	213	20.6	120	11.6
Susquehanna	146	28.6	98	19.2	95	18.6	78	15.3	71	13.9
Tioga	90	17.0	107	20.2	133	25.1	103	19.5	69	13.0
Venango	130	17.3	172	22.9	143	19.0	160	21.3	121	16.1
Warren	68	14.6	119	25.6	115	24.7	97	20.9	49	10.5
Wayne	60	12.2	114	23.3	111	22.7	102	20.8	82	16.7
<b><u>7th Class Counties</u></b>										
Juniata	31	12.9	49	20.4	69	28.8	61	25.4	20	8.3
Snyder	85	17.1	99	20.0	165	33.3	79	15.9	42	8.5
Union	47	11.1	127	30.0	126	29.8	72	17.0	33	7.8
Wyoming	39	13.8	51	18.1	87	30.9	54	19.1	41	14.5
<b><u>8th Class Counties</u></b>										
Cameron	14	25.0	3	5.4	26	46.4	5	8.9	8	14.3
Forest	8	8.8	9	9.9	29	31.9	19	20.9	22	24.2
Fulton	62	21.2	33	11.3	98	33.6	48	16.4	26	8.9
Montour	29	12.7	51	22.4	49	21.5	66	28.9	22	9.6
Potter	81	27.4	42	14.2	90	30.4	38	12.8	21	7.1
Sullivan	23	21.1	17	15.6	36	33.0	23	21.1	9	8.3

Magisterial District Judge - 2023 New Criminal Cases by Offense Type

	Weapon	%	Motor Vehicle Other	%	Unreported	%	Other	%	Total
<b><u>6th Class Counties</u></b>									
Armstrong	22	2.0	16	1.4	2	0.2	5	0.4	1,114
Bedford	26	3.9	15	2.2	1	0.1	5	0.7	667
Bradford	15	1.7	16	1.8	2	0.2	7	0.8	872
Carbon	30	2.4	15	1.2	0	--	3	0.2	1,225
Clarion	24	2.7	11	1.2	0	--	4	0.5	885
Clearfield	18	1.4	15	1.1	1	0.1	2	0.2	1,326
Clinton	18	3.2	6	1.1	1	0.2	2	0.4	563
Columbia	43	3.6	20	1.7	1	0.1	5	0.4	1,181
Crawford	30	2.3	37	2.9	1	0.1	4	0.3	1,282
Elk	11	2.3	10	2.1	1	0.2	2	0.4	486
Greene	13	2.3	21	3.8	0	--	7	1.3	559
Huntingdon	21	4.0	13	2.4	2	0.4	3	0.6	531
Indiana	12	1.1	14	1.3	2	0.2	2	0.2	1,116
Jefferson	12	2.0	14	2.4	0	--	5	0.8	594
McKean	22	1.9	18	1.6	0	--	7	0.6	1,158
Mifflin	30	3.9	19	2.5	0	--	3	0.4	760
Perry	19	2.8	11	1.6	3	0.4	2	0.3	672
Pike	16	2.3	2	0.3	2	0.3	0	--	690
Somerset	24	2.3	11	1.1	0	--	12	1.2	1,034
Susquehanna	13	2.5	7	1.4	0	--	2	0.4	510
Tioga	12	2.3	10	1.9	0	--	5	0.9	529
Venango	13	1.7	9	1.2	1	0.1	3	0.4	752
Warren	8	1.7	5	1.1	0	--	4	0.9	465
Wayne	13	2.7	6	1.2	1	0.2	1	0.2	490
<b><u>7th Class Counties</u></b>									
Juniata	5	2.1	3	1.3	1	0.4	1	0.4	240
Snyder	19	3.8	5	1.0	1	0.2	1	0.2	496
Union	9	2.1	6	1.4	0	--	3	0.7	423
Wyoming	6	2.1	3	1.1	0	--	1	0.4	282
<b><u>8th Class Counties</u></b>									
Cameron	0	--	0	--	0	--	0	--	56
Forest	3	3.3	1	1.1	0	--	0	--	91
Fulton	16	5.5	9	3.1	0	--	0	--	292
Montour	5	2.2	4	1.8	1	0.4	1	0.4	228
Potter	18	6.1	1	0.3	0	--	5	1.7	296
Sullivan	0	--	1	0.9	0	--	0	--	109

Magisterial District Judge - 2023 Criminal Processed and Inactive

	Waiver of Preliminary Hearing	%	Held for Court	%	Dismissed	%	Withdrawn	%	Guilty Plea	%
<b><u>2nd Class County</u></b>										
Allegheny	5,409	22.4	3,994	16.6	7,204	29.9	5,238	21.7	3	<0.1
<b><u>2A Class Counties</u></b>										
Bucks	3,555	48.0	2,255	30.5	743	10.0	213	2.9	119	1.6
Delaware	2,308	22.8	3,836	37.9	2,067	20.4	484	4.8	0	--
Lancaster	3,779	43.3	716	8.2	865	9.9	363	4.2	1,014	11.6
Montgomery	4,740	44.2	2,729	25.5	1,621	15.1	698	6.5	3	<0.1
<b><u>3rd Class Counties</u></b>										
Berks	2,523	42.8	1,765	29.9	976	16.6	271	4.6	0	--
Chester	2,821	45.6	1,037	16.8	1,389	22.4	237	3.8	0	--
Cumberland	2,145	49.4	592	13.6	695	16.0	175	4.0	479	11.0
Dauphin	3,571	43.0	1,465	17.6	1,321	15.9	313	3.8	950	11.4
Erie	2,192	37.0	873	14.7	1,108	18.7	736	12.4	668	11.3
Lackawanna	1,854	40.7	138	3.0	1,062	23.3	358	7.9	689	15.1
Lehigh	2,836	46.0	693	11.2	1,148	18.6	142	2.3	863	14.0
Luzerne	2,320	38.1	1,176	19.3	1,295	21.3	275	4.5	711	11.7
Northampton	2,394	56.8	855	20.3	477	11.3	92	2.2	139	3.3
Westmoreland	3,896	69.1	260	4.6	474	8.4	503	8.9	0	--
York	1,165	13.9	4,576	54.7	1,281	15.3	241	2.9	686	8.2
<b><u>4th Class Counties</u></b>										
Beaver	1,679	50.4	239	7.2	903	27.1	101	3.0	210	6.3
Butler	1,135	50.8	450	20.1	358	16.0	86	3.8	72	3.2
Cambria	1,174	48.8	245	10.2	476	19.8	317	13.2	4	0.2
Centre	1,359	82.6	130	7.9	38	2.3	77	4.7	0	--
Fayette	1,729	50.5	747	21.8	589	17.2	90	2.6	5	0.1
Franklin	1,464	65.9	132	5.9	276	12.4	134	6.0	0	--
Monroe	1,854	48.6	406	10.7	418	11.0	309	8.1	571	15.0
Schuylkill	964	39.5	570	23.4	292	12.0	221	9.1	236	9.7
Washington	1,361	41.5	770	23.5	662	20.2	248	7.6	3	0.1
<b><u>5th Class Counties</u></b>										
Adams	1,097	68.1	289	17.9	66	4.1	38	2.4	76	4.7
Blair	1,669	55.3	597	19.8	158	5.2	110	3.6	341	11.3
Lawrence	670	45.7	186	12.7	113	7.7	290	19.8	108	7.4
Lebanon	1,232	73.9	299	17.9	28	1.7	33	2.0	0	--
Lycoming	1,296	61.5	335	15.9	132	6.3	165	7.8	75	3.6
Mercer	131	5.7	1,120	48.9	226	9.9	256	11.2	408	17.8
Northumberland	665	34.8	340	17.8	236	12.4	83	4.3	363	19.0

Magisterial District Judge - 2023 Criminal Processed and Inactive

	Pre-Dispositional Warrant	%	Uncategorized	%	Post- Dispositional Other	%	Cases Processed
<b><u>2nd Class County</u></b>							
Allegheny	1,963	8.1	153	0.6	152	0.6	24,116
<b><u>2A Class Counties</u></b>							
Bucks	436	5.9	47	0.6	31	0.4	7,399
Delaware	856	8.5	357	3.5	208	2.1	10,116
Lancaster	463	5.3	1,492	17.1	28	0.3	8,720
Montgomery	693	6.5	174	1.6	63	0.6	10,721
<b><u>3rd Class Counties</u></b>							
Berks	311	5.3	38	0.6	12	0.2	5,896
Chester	569	9.2	109	1.8	29	0.5	6,191
Cumberland	213	4.9	30	0.7	14	0.3	4,343
Dauphin	427	5.1	209	2.5	53	0.6	8,309
Erie	200	3.4	121	2.0	23	0.4	5,921
Lackawanna	408	9.0	32	0.7	12	0.3	4,553
Lehigh	402	6.5	27	0.4	52	0.8	6,163
Luzerne	264	4.3	21	0.3	30	0.5	6,092
Northampton	214	5.1	30	0.7	13	0.3	4,214
Westmoreland	415	7.4	58	1.0	33	0.6	5,639
York	339	4.1	40	0.5	40	0.5	8,368
<b><u>4th Class Counties</u></b>							
Beaver	166	5.0	8	0.2	24	0.7	3,330
Butler	115	5.1	4	0.2	14	0.6	2,234
Cambria	137	5.7	42	1.7	13	0.5	2,408
Centre	39	2.4	2	0.1	1	0.1	1,646
Fayette	170	5.0	25	0.7	66	1.9	3,421
Franklin	184	8.3	28	1.3	5	0.2	2,223
Monroe	221	5.8	25	0.7	8	0.2	3,812
Schuylkill	130	5.3	19	0.8	9	0.4	2,441
Washington	151	4.6	77	2.3	7	0.2	3,279
<b><u>5th Class Counties</u></b>							
Adams	45	2.8	1	0.1	0	--	1,612
Blair	115	3.8	24	0.8	5	0.2	3,019
Lawrence	87	5.9	8	0.5	5	0.3	1,467
Lebanon	56	3.4	18	1.1	2	0.1	1,668
Lycoming	85	4.0	19	0.9	0	--	2,107
Mercer	104	4.5	34	1.5	13	0.6	2,292
Northumberland	64	3.4	143	7.5	16	0.8	1,910

Magisterial District Judge - 2023 Criminal Processed and Inactive

	Waiver of Preliminary Hearing	%	Held for Court	%	Dismissed	%	Withdrawn	%	Guilty Plea	%
<b><u>6th Class Counties</u></b>										
Armstrong	720	60.3	112	9.4	158	13.2	99	8.3	1	0.1
Bedford	444	60.8	83	11.4	34	4.7	92	12.6	40	5.5
Bradford	524	53.2	80	8.1	88	8.9	60	6.1	184	18.7
Carbon	799	61.2	179	13.7	126	9.7	72	5.5	66	5.1
Clarion	616	65.6	103	11.0	94	10.0	66	7.0	0	--
Clearfield	776	55.5	203	14.5	90	6.4	51	3.6	248	17.7
Clinton	439	74.3	41	6.9	40	6.8	35	5.9	0	--
Columbia	574	47.4	185	15.3	153	12.6	98	8.1	148	12.2
Crawford	717	53.0	347	25.7	119	8.8	62	4.6	35	2.6
Elk	368	74.5	24	4.9	52	10.5	32	6.5	0	--
Greene	106	21.0	205	40.6	113	22.4	20	4.0	0	--
Huntingdon	399	76.1	87	16.6	3	0.6	9	1.7	0	--
Indiana	528	45.2	166	14.2	278	23.8	38	3.3	104	8.9
Jefferson	517	79.5	49	7.5	31	4.8	33	5.1	5	0.8
McKean	546	44.5	139	11.3	123	10.0	46	3.7	254	20.7
Mifflin	492	65.5	87	11.6	62	8.3	10	1.3	79	10.5
Perry	401	57.1	194	27.6	43	6.1	19	2.7	6	0.9
Pike	486	63.5	115	15.0	59	7.7	11	1.4	59	7.7
Somerset	575	54.6	219	20.8	121	11.5	76	7.2	0	--
Susquehanna	248	43.1	33	5.7	61	10.6	40	7.0	117	20.3
Tioga	323	61.8	47	9.0	34	6.5	40	7.6	39	7.5
Venango	242	30.9	349	44.6	33	4.2	29	3.7	85	10.9
Warren	245	46.9	43	8.2	65	12.5	39	7.5	109	20.9
Wayne	304	61.9	64	13.0	32	6.5	33	6.7	33	6.7
<b><u>7th Class Counties</u></b>										
Juniata	189	78.8	36	15.0	7	2.9	3	1.3	1	0.4
Snyder	215	45.1	99	20.8	25	5.2	31	6.5	80	16.8
Union	153	36.3	183	43.5	36	8.6	15	3.6	19	4.5
Wyoming	221	73.2	29	9.6	22	7.3	17	5.6	3	1.0
<b><u>8th Class Counties</u></b>										
Cameron	25	38.5	16	24.6	9	13.8	11	16.9	0	--
Forest	54	54.0	2	2.0	19	19.0	4	4.0	12	12.0
Fulton	201	70.8	23	8.1	14	4.9	23	8.1	0	--
Montour	110	44.0	54	21.6	20	8.0	28	11.2	25	10.0
Potter	187	65.4	32	11.2	21	7.3	15	5.2	0	--
Sullivan	78	69.0	7	6.2	8	7.1	7	6.2	6	5.3

Magisterial District Judge - 2023 Criminal Processed and Inactive

	Pre-Dispositional Warrant	%	Uncategorized	%	Post- Dispositional Other	%	Cases Processed
<b><u>6th Class Counties</u></b>							
Armstrong	84	7.0	13	1.1	7	0.6	1,194
Bedford	36	4.9	1	0.1	0	--	730
Bradford	44	4.5	3	0.3	2	0.2	985
Carbon	41	3.1	12	0.9	10	0.8	1,305
Clarion	24	2.6	33	3.5	3	0.3	939
Clearfield	24	1.7	6	0.4	0	--	1,398
Clinton	32	5.4	4	0.7	0	--	591
Columbia	44	3.6	0	--	9	0.7	1,211
Crawford	54	4.0	11	0.8	7	0.5	1,352
Elk	13	2.6	3	0.6	2	0.4	494
Greene	33	6.5	22	4.4	6	1.2	505
Huntingdon	18	3.4	2	0.4	6	1.1	524
Indiana	33	2.8	19	1.6	2	0.2	1,168
Jefferson	8	1.2	3	0.5	4	0.6	650
McKean	61	5.0	55	4.5	4	0.3	1,228
Mifflin	18	2.4	0	--	3	0.4	751
Perry	23	3.3	12	1.7	4	0.6	702
Pike	25	3.3	6	0.8	4	0.5	765
Somerset	15	1.4	41	3.9	7	0.7	1,054
Susquehanna	69	12.0	2	0.3	5	0.9	575
Tioga	36	6.9	1	0.2	3	0.6	523
Venango	39	5.0	0	--	5	0.6	782
Warren	20	3.8	1	0.2	0	--	522
Wayne	21	4.3	4	0.8	0	--	491
<b><u>7th Class Counties</u></b>							
Juniata	3	1.3	1	0.4	0	--	240
Snyder	22	4.6	3	0.6	2	0.4	477
Union	12	2.9	3	0.7	0	--	421
Wyoming	10	3.3	0	--	0	--	302
<b><u>8th Class Counties</u></b>							
Cameron	4	6.2	0	--	0	--	65
Forest	2	2.0	0	--	7	7.0	100
Fulton	12	4.2	10	3.5	1	0.4	284
Montour	10	4.0	0	--	3	1.2	250
Potter	11	3.8	17	5.9	3	1.0	286
Sullivan	7	6.2	0	--	0	--	113



Magisterial District Judge - 2023 Age of Pending Criminal

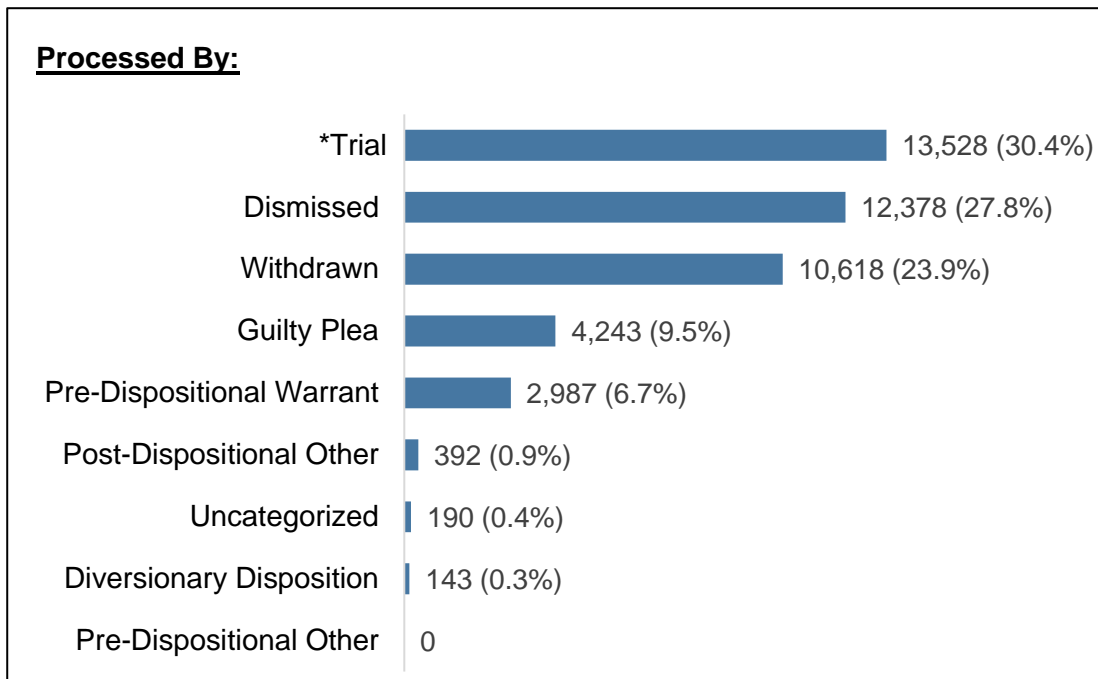
	0-60 Days	%	61-120 Days	%	121-180 Days	%	181-240 Days	%	241-300 Days	%	301-360 Days	%	Over 360 Days	%
<b><u>2nd Class County</u></b>														
Allegheny	2,712	43.2	1,165	18.6	546	8.7	253	4.0	112	1.8	72	1.1	1,415	22.5
<b><u>2A Class Counties</u></b>														
Bucks	900	60.5	370	24.9	105	7.1	42	2.8	25	1.7	8	0.5	38	2.6
Delaware	1,027	50.9	442	21.9	217	10.8	83	4.1	31	1.5	24	1.2	194	9.6
Lancaster	610	76.9	114	14.4	21	2.6	12	1.5	7	0.9	1	0.1	28	3.5
Montgomery	1,074	52.8	368	18.1	150	7.4	49	2.4	28	1.4	18	0.9	347	17.1
<b><u>3rd Class Counties</u></b>														
Berks	644	67.3	232	24.2	49	5.1	12	1.3	5	0.5	3	0.3	12	1.3
Chester	761	55.8	309	22.6	153	11.2	62	4.5	23	1.7	16	1.2	41	3.0
Cumberland	432	66.1	144	22.0	45	6.9	14	2.1	7	1.1	5	0.8	7	1.1
Dauphin	845	59.9	249	17.6	68	4.8	18	1.3	6	0.4	11	0.8	214	15.2
Erie	717	68.2	201	19.1	63	6.0	24	2.3	10	1.0	5	0.5	32	3.0
Lackawanna	410	50.4	160	19.7	41	5.0	22	2.7	4	0.5	8	1.0	168	20.7
Lehigh	692	58.7	318	27.0	110	9.3	20	1.7	16	1.4	8	0.7	14	1.2
Luzerne	559	57.9	182	18.9	58	6.0	13	1.3	11	1.1	9	0.9	133	13.8
Northampton	424	59.6	170	23.9	49	6.9	16	2.2	13	1.8	4	0.6	36	5.1
Westmoreland	623	62.1	202	20.1	83	8.3	31	3.1	8	0.8	6	0.6	50	5.0
York	1,094	70.2	302	19.4	67	4.3	24	1.5	11	0.7	8	0.5	53	3.4
<b><u>4th Class Counties</u></b>														
Beaver	302	50.3	124	20.7	50	8.3	25	4.2	4	0.7	2	0.3	93	15.5
Butler	233	68.3	75	22.0	19	5.6	7	2.1	1	0.3	2	0.6	4	1.2
Cambria	215	67.8	57	18.0	5	1.6	5	1.6	1	0.3	0	--	34	10.7
Centre	163	74.4	12	5.5	4	1.8	1	0.5	0	--	0	--	39	17.8
Fayette	438	69.9	106	16.9	39	6.2	22	3.5	11	1.8	6	1.0	5	0.8
Franklin	250	60.4	50	12.1	20	4.8	7	1.7	9	2.2	0	--	78	18.8
Monroe	426	63.8	176	26.3	33	4.9	7	1.0	4	0.6	1	0.1	21	3.1
Schuylkill	260	72.4	70	19.5	18	5.0	3	0.8	2	0.6	1	0.3	5	1.4
Washington	387	65.0	114	19.2	37	6.2	9	1.5	3	0.5	2	0.3	43	7.2
<b><u>5th Class Counties</u></b>														
Adams	190	68.1	68	24.4	12	4.3	1	0.4	5	1.8	1	0.4	2	0.7
Blair	251	81.8	32	10.4	10	3.3	1	0.3	2	0.7	0	--	11	3.6
Lawrence	116	79.5	12	8.2	4	2.7	1	0.7	0	--	5	3.4	8	5.5
Lebanon	166	80.6	16	7.8	2	1.0	2	1.0	1	0.5	0	--	19	9.2
Lycoming	206	79.8	27	10.5	7	2.7	2	0.8	0	--	1	0.4	15	5.8
Mercer	131	73.2	21	11.7	6	3.4	6	3.4	0	--	2	1.1	13	7.3
Northumberland	204	61.4	75	22.6	25	7.5	10	3.0	1	0.3	1	0.3	16	4.8

Magisterial District Judge - 2023 Age of Pending Criminal

	0-60 Days	%	61-120 Days	%	121-180 Days	%	181-240 Days	%	241-300 Days	%	301-360 Days	%	Over 360 Days	%
<b><u>6th Class Counties</u></b>														
Armstrong	144	54.5	75	28.4	18	6.8	5	1.9	3	1.1	0	--	19	7.2
Bedford	58	69.9	15	18.1	6	7.2	1	1.2	2	2.4	1	1.2	0	--
Bradford	77	76.2	9	8.9	5	5.0	1	1.0	1	1.0	1	1.0	7	6.9
Carbon	123	82.6	15	10.1	5	3.4	1	0.7	0	--	1	0.7	4	2.7
Clarion	64	71.9	18	20.2	5	5.6	0	--	0	--	0	--	2	2.2
Clearfield	112	78.9	17	12.0	1	0.7	2	1.4	1	0.7	1	0.7	8	5.6
Clinton	44	61.1	11	15.3	3	4.2	7	9.7	4	5.6	1	1.4	2	2.8
Columbia	104	80.0	18	13.8	5	3.8	0	--	0	--	1	0.8	2	1.5
Crawford	144	65.2	46	20.8	17	7.7	2	0.9	2	0.9	3	1.4	7	3.2
Elk	48	88.9	4	7.4	0	--	1	1.9	0	--	0	--	1	1.9
Greene	80	40.4	53	26.8	28	14.1	14	7.1	11	5.6	1	0.5	11	5.6
Huntingdon	56	87.5	7	10.9	0	--	0	--	0	--	0	--	1	1.6
Indiana	120	65.2	37	20.1	16	8.7	5	2.7	2	1.1	0	--	4	2.2
Jefferson	44	75.9	8	13.8	3	5.2	0	--	1	1.7	0	--	2	3.4
McKean	110	67.1	29	17.7	6	3.7	4	2.4	1	0.6	1	0.6	13	7.9
Mifflin	82	85.4	8	8.3	4	4.2	2	2.1	0	--	0	--	0	--
Perry	74	81.3	9	9.9	1	1.1	0	--	0	--	0	--	7	7.7
Pike	71	64.5	26	23.6	6	5.5	1	0.9	1	0.9	0	--	5	4.5
Somerset	101	80.2	21	16.7	2	1.6	0	--	0	--	0	--	2	1.6
Susquehanna	60	72.3	15	18.1	4	4.8	2	2.4	0	--	0	--	2	2.4
Tioga	58	64.4	16	17.8	7	7.8	2	2.2	0	--	0	--	7	7.8
Venango	62	86.1	4	5.6	0	--	0	--	0	--	0	--	6	8.3
Warren	43	71.7	5	8.3	1	1.7	0	--	0	--	0	--	11	18.3
Wayne	47	71.2	5	7.6	3	4.5	4	6.1	1	1.5	0	--	6	9.1
<b><u>7th Class Counties</u></b>														
Juniata	30	47.6	7	11.1	2	3.2	1	1.6	1	1.6	0	--	22	34.9
Snyder	60	71.4	20	23.8	2	2.4	2	2.4	0	--	0	--	0	--
Union	47	70.1	13	19.4	2	3.0	0	--	0	--	0	--	5	7.5
Wyoming	36	90.0	4	10.0	0	--	0	--	0	--	0	--	0	--
<b><u>8th Class Counties</u></b>														
Cameron	3	50.0	0	--	0	--	0	--	0	--	0	--	3	50.0
Forest	8	34.8	6	26.1	3	13.0	0	--	1	4.3	0	--	5	21.7
Fulton	38	59.4	18	28.1	5	7.8	1	1.6	0	--	0	--	2	3.1
Montour	17	65.4	3	11.5	0	--	0	--	1	3.8	0	--	5	19.2
Potter	46	92.0	2	4.0	0	--	0	--	0	--	0	--	2	4.0
Sullivan	10	43.5	3	13.0	1	4.3	0	--	5	21.7	3	13.0	1	4.3

## 2023 Magisterial District Judge State Totals Private Summary Complaints

Cases Pending 1/1/23	11,041	Age of Pending Cases		
New Cases Filed	39,155	<b>0-60 Days</b>	4,512	41.4%
Active Warrant Status Change	5,161	<b>61-120 Days</b>	1,713	15.7%
Closed Case Status Change	11	<b>121-180 Days</b>	759	7.0%
		<b>181-240 Days</b>	492	4.5%
<b>Cases Available for Processing</b>	<b>55,368</b>	<b>241-300 Days</b>	390	3.6%
		<b>301-360 Days</b>	209	1.9%
<b>Cases Processed and Inactive</b>	<b>44,479</b>	<b>Over 360 Days</b>	2,814	25.8%
<b>Cases Pending 12/31/23</b>	<b>10,889</b>	<b>Total</b>	<b>10,889</b>	



\* Trial Guilty                    11,532     (85.2%)  
 Trial Not Guilty                1,996     (14.8%)

For the most recent data, visit the AOPC website at <http://www.pacourts.us/news-and-statistics/research-and-statistics/dashboard-table-of-contents/magisterial-district-courts-statewide-dashboard>

Magisterial District Judge - 2023 Private Summary Complaints Available for Processing

	Cases Pending 1/1/23	New Cases Filed	Active Warrant Status Change	Closed Case Status Change	Cases Available for Processing	Cases Processed	Cases Pending 12/31/23
<b><u>2nd Class County</u></b>							
Allegheny	4,555	15,135	883	0	20,573	15,947	4,626
<b><u>2A Class Counties</u></b>							
Bucks	3	29	4	0	36	30	6
Delaware	80	27	71	0	178	133	45
Lancaster	62	498	43	0	603	544	59
Montgomery	68	196	20	0	284	238	46
<b><u>3rd Class Counties</u></b>							
Berks	124	581	43	0	748	596	152
Chester	25	82	2	0	109	84	25
Cumberland	98	723	41	0	862	777	85
Dauphin	135	875	101	0	1,111	876	235
Erie	397	578	125	3	1,103	988	115
Lackawanna	253	925	76	0	1,254	1,061	193
Lehigh	18	125	30	0	173	144	29
Luzerne	1,316	1,101	165	0	2,582	1,294	1,288
Northampton	65	410	11	0	486	440	46
Westmoreland	580	1,605	251	0	2,436	1,858	578
York	647	2,800	115	0	3,562	2,877	685
<b><u>4th Class Counties</u></b>							
Beaver	197	552	41	0	790	546	244
Butler	85	195	10	0	290	209	81
Cambria	61	469	12	0	542	477	65
Centre	74	299	0	0	373	308	65
Fayette	496	1,884	883	0	3,263	2,831	432
Franklin	99	496	169	0	764	664	100
Monroe	195	571	1,280	0	2,046	1,913	133
Schuylkill	0	17	24	0	41	41	0
Washington	29	205	18	0	252	220	32
<b><u>5th Class Counties</u></b>							
Adams	229	1,607	138	0	1,974	1,713	261
Blair	33	330	38	0	401	344	57
Lawrence	7	146	0	0	153	137	16
Lebanon	9	35	5	0	49	49	0
Lycoming	108	354	0	0	462	383	79
Mercer	137	1,479	40	0	1,656	1,495	161
Northumberland	59	683	73	0	815	698	117

Magisterial District Judge - 2023 Private Summary Complaints Available for Processing

	Cases Pending 1/1/23	New Cases Filed	Active Warrant Status Change	Closed Case Status Change	Cases Available for Processing	Cases Processed	Cases Pending 12/31/23
<b><u>6th Class Counties</u></b>							
Armstrong	7	75	5	0	87	73	14
Bedford	31	160	235	0	426	395	31
Bradford	53	405	11	0	469	403	66
Carbon	27	167	0	0	194	163	31
Clarion	11	369	3	0	383	343	40
Clearfield	42	173	6	0	221	206	15
Clinton	12	80	4	0	96	83	13
Columbia	37	146	5	0	188	152	36
Crawford	52	142	4	0	198	134	64
Elk	16	93	3	0	112	102	10
Greene	90	179	5	0	274	188	86
Huntingdon	3	109	1	0	113	93	20
Indiana	24	93	20	0	137	126	11
Jefferson	30	176	11	0	217	192	25
McKean	55	373	4	0	432	400	32
Mifflin	17	136	17	0	170	140	30
Perry	7	32	4	0	43	36	7
Pike	13	45	9	0	67	65	2
Somerset	23	170	3	0	196	186	10
Susquehanna	1	3	3	0	7	5	2
Tioga	15	138	1	0	154	126	28
Venango	55	238	16	0	309	227	82
Warren	53	265	2	5	325	267	58
Wayne	29	103	4	0	136	111	25
<b><u>7th Class Counties</u></b>							
Juniata	5	25	0	0	30	24	6
Snyder	6	72	57	0	135	128	7
Union	10	34	0	0	44	41	3
Wyoming	1	1	0	0	2	2	0
<b><u>8th Class Counties</u></b>							
Cameron	0	6	0	0	6	6	0
Forest	9	20	0	0	29	20	9
Fulton	12	46	0	0	58	35	23
Montour	33	16	16	0	65	35	30
Potter	18	53	0	3	74	57	17
Sullivan	0	0	0	0	0	0	0

Magisterial District Judge - 2023 Private Summary Complaints Processed and Inactive

	Dismissed	%	Withdrawn	%	Guilty Plea	%	Trial Guilty	%	Pre-Dispositional Warrant	%	Trial Not Guilty	%
<b><u>2nd Class County</u></b>												
Allegheny	5,267	33.0	5,122	32.1	145	0.9	3,326	20.9	1,353	8.5	488	3.1
<b><u>2A Class Counties</u></b>												
Bucks	7	23.3	12	40.0	2	6.7	3	10.0	5	16.7	1	3.3
Delaware	25	18.8	72	54.1	3	2.3	15	11.3	5	3.8	1	0.8
Lancaster	164	30.1	52	9.6	147	27.0	105	19.3	64	11.8	9	1.7
Montgomery	98	41.2	23	9.7	8	3.4	62	26.1	15	6.3	15	6.3
<b><u>3rd Class Counties</u></b>												
Berks	151	25.3	44	7.4	20	3.4	180	30.2	111	18.6	85	14.3
Chester	28	33.3	5	6.0	1	1.2	23	27.4	0	--	24	28.6
Cumberland	189	24.3	90	11.6	83	10.7	369	47.5	21	2.7	20	2.6
Dauphin	206	23.5	54	6.2	66	7.5	446	50.9	50	5.7	32	3.7
Erie	297	30.1	233	23.6	158	16.0	238	24.1	28	2.8	27	2.7
Lackawanna	247	23.3	119	11.2	297	28.0	134	12.6	159	15.0	93	8.8
Lehigh	33	22.9	46	31.9	22	15.3	10	6.9	27	18.8	6	4.2
Luzerne	273	21.1	469	36.2	29	2.2	287	22.2	62	4.8	108	8.3
Northampton	100	22.7	33	7.5	39	8.9	198	45.0	6	1.4	51	11.6
Westmoreland	736	39.6	244	13.1	160	8.6	406	21.9	104	5.6	153	8.2
York	304	10.6	116	4.0	725	25.2	1,458	50.7	146	5.1	117	4.1
<b><u>4th Class Counties</u></b>												
Beaver	265	48.5	46	8.4	21	3.8	176	32.2	23	4.2	15	2.7
Butler	34	16.3	113	54.1	17	8.1	27	12.9	8	3.8	9	4.3
Cambria	129	27.0	65	13.6	78	16.4	180	37.7	15	3.1	4	0.8
Centre	65	21.1	37	12.0	20	6.5	150	48.7	0	--	36	11.7
Fayette	1,163	41.1	582	20.6	263	9.3	570	20.1	211	7.5	29	1.0
Franklin	288	43.4	114	17.2	34	5.1	176	26.5	36	5.4	11	1.7
Monroe	78	4.1	1,617	84.5	6	0.3	133	7.0	48	2.5	31	1.6
Schuylkill	18	43.9	4	9.8	12	29.3	0	--	7	17.1	0	--
Washington	63	28.6	50	22.7	19	8.6	65	29.5	12	5.5	10	4.5
<b><u>5th Class Counties</u></b>												
Adams	524	30.6	80	4.7	654	38.2	286	16.7	153	8.9	10	0.6
Blair	60	17.4	107	31.1	32	9.3	75	21.8	26	7.6	38	11.0
Lawrence	30	21.9	38	27.7	26	19.0	29	21.2	0	--	6	4.4
Lebanon	7	14.3	2	4.1	1	2.0	30	61.2	1	2.0	8	16.3
Lycoming	194	50.7	28	7.3	20	5.2	121	31.6	8	2.1	5	1.3
Mercer	233	15.6	278	18.6	176	11.8	498	33.3	79	5.3	192	12.8
Northumberland	133	19.1	94	13.5	50	7.2	361	51.7	23	3.3	35	5.0

Magisterial District Judge - 2023 Private Summary Complaints Processed and Inactive

	Post- Dispositional Other	% Uncategorized		Diversionary % Disposition		Pre-Dispositional %	Other	%	Cases Processed
<b><u>2nd Class County</u></b>									
Allegheny	232	1.5	14	0.1	0	--	0	--	15,947
<b><u>2A Class Counties</u></b>									
Bucks	0	--	0	--	0	--	0	--	30
Delaware	4	3.0	8	6.0	0	--	0	--	133
Lancaster	0	--	3	0.6	0	--	0	--	544
Montgomery	7	2.9	10	4.2	0	--	0	--	238
<b><u>3rd Class Counties</u></b>									
Berks	1	0.2	3	0.5	1	0.2	0	--	596
Chester	0	--	3	3.6	0	--	0	--	84
Cumberland	1	0.1	4	0.5	0	--	0	--	777
Dauphin	18	2.1	4	0.5	0	--	0	--	876
Erie	5	0.5	0	--	2	0.2	0	--	988
Lackawanna	10	0.9	2	0.2	0	--	0	--	1,061
Lehigh	0	--	0	--	0	--	0	--	144
Luzerne	47	3.6	19	1.5	0	--	0	--	1,294
Northampton	0	--	11	2.5	2	0.5	0	--	440
Westmoreland	10	0.5	18	1.0	27	1.5	0	--	1,858
York	11	0.4	0	--	0	--	0	--	2,877
<b><u>4th Class Counties</u></b>									
Beaver	0	--	0	--	0	--	0	--	546
Butler	1	0.5	0	--	0	--	0	--	209
Cambria	0	--	6	1.3	0	--	0	--	477
Centre	0	--	0	--	0	--	0	--	308
Fayette	5	0.2	8	0.3	0	--	0	--	2,831
Franklin	1	0.2	0	--	4	0.6	0	--	664
Monroe	0	--	0	--	0	--	0	--	1,913
Schuylkill	0	--	0	--	0	--	0	--	41
Washington	0	--	1	0.5	0	--	0	--	220
<b><u>5th Class Counties</u></b>									
Adams	6	0.4	0	--	0	--	0	--	1,713
Blair	0	--	6	1.7	0	--	0	--	344
Lawrence	0	--	8	5.8	0	--	0	--	137
Lebanon	0	--	0	--	0	--	0	--	49
Lycoming	0	--	7	1.8	0	--	0	--	383
Mercer	16	1.1	22	1.5	1	0.1	0	--	1,495
Northumberland	1	0.1	0	--	1	0.1	0	--	698

Magisterial District Judge - 2023 Private Summary Complaints Processed and Inactive

	Dismissed	%	Withdrawn	%	Guilty Plea	%	Trial Guilty	%	Pre-Dispositional Warrant	%	Trial Not Guilty	%
<b><u>6th Class Counties</u></b>												
Armstrong	27	37.0	9	12.3	11	15.1	25	34.2	0	--	1	1.4
Bedford	19	4.8	257	65.1	47	11.9	51	12.9	2	0.5	19	4.8
Bradford	81	20.1	16	4.0	34	8.4	251	62.3	10	2.5	1	0.2
Carbon	68	41.7	6	3.7	11	6.7	75	46.0	1	0.6	2	1.2
Clarion	50	14.6	9	2.6	100	29.2	149	43.4	3	0.9	27	7.9
Clearfield	89	43.2	29	14.1	26	12.6	26	12.6	1	0.5	32	15.5
Clinton	12	14.5	42	50.6	8	9.6	6	7.2	11	13.3	3	3.6
Columbia	54	35.5	10	6.6	14	9.2	52	34.2	9	5.9	13	8.6
Crawford	29	21.6	35	26.1	14	10.4	21	15.7	32	23.9	2	1.5
Elk	0	--	5	4.9	22	21.6	59	57.8	0	--	11	10.8
Greene	46	24.5	3	1.6	44	23.4	63	33.5	9	4.8	22	11.7
Huntingdon	4	4.3	11	11.8	66	71.0	7	7.5	3	3.2	1	1.1
Indiana	28	22.2	14	11.1	12	9.5	34	27.0	15	11.9	22	17.5
Jefferson	39	20.3	22	11.5	76	39.6	39	20.3	0	--	16	8.3
McKean	95	23.8	13	3.3	74	18.5	165	41.3	5	1.3	46	11.5
Mifflin	38	27.1	19	13.6	63	45.0	8	5.7	11	7.9	1	0.7
Perry	2	5.6	1	2.8	25	69.4	1	2.8	7	19.4	0	--
Pike	39	60.0	5	7.7	1	1.5	14	21.5	4	6.2	1	1.5
Somerset	2	1.1	39	21.0	48	25.8	40	21.5	7	3.8	47	25.3
Susquehanna	1	20.0	0	--	2	40.0	2	40.0	0	--	0	--
Tioga	27	21.4	6	4.8	41	32.5	29	23.0	3	2.4	20	15.9
Venango	80	35.2	7	3.1	34	15.0	65	28.6	37	16.3	1	0.4
Warren	9	3.4	37	13.9	52	19.5	84	31.5	3	1.1	12	4.5
Wayne	22	19.8	14	12.6	13	11.7	51	45.9	0	--	9	8.1
<b><u>7th Class Counties</u></b>												
Juniata	1	4.2	0	--	18	75.0	2	8.3	1	4.2	0	--
Snyder	59	46.1	3	2.3	32	25.0	31	24.2	0	--	3	2.3
Union	18	43.9	2	4.9	2	4.9	13	31.7	3	7.3	3	7.3
Wyoming	0	--	1	50.0	0	--	1	50.0	0	--	0	--
<b><u>8th Class Counties</u></b>												
Cameron	0	--	0	--	6	100.0	0	--	0	--	0	--
Forest	3	15.0	1	5.0	3	15.0	2	10.0	0	--	3	15.0
Fulton	14	40.0	3	8.6	3	8.6	8	22.9	0	--	5	14.3
Montour	7	20.0	9	25.7	5	14.3	1	2.9	4	11.4	3	8.6
Potter	6	10.5	1	1.8	2	3.5	20	35.1	0	--	1	1.8
Sullivan	0	--	0	--	0	--	0	--	0	--	0	--



Magisterial District Judge - 2023 Private Summary Complaints Processed and Inactive

	Post- Dispositional Other	% Uncategorized		Diversitory Disposition	%	Pre-Dispositional Other	%	Cases Processed
<b><u>6th Class Counties</u></b>								
Armstrong	0	--	0	--	0	--	0	73
Bedford	0	--	0	--	0	--	0	395
Bradford	0	--	10	2.5	0	--	0	403
Carbon	0	--	0	--	0	--	0	163
Clarion	0	--	5	1.5	0	--	0	343
Clearfield	3	1.5	0	--	0	--	0	206
Clinton	1	1.2	0	--	0	--	0	83
Columbia	0	--	0	--	0	--	0	152
Crawford	0	--	1	0.7	0	--	0	134
Elk	0	--	5	4.9	0	--	0	102
Greene	0	--	1	0.5	0	--	0	188
Huntingdon	0	--	1	1.1	0	--	0	93
Indiana	0	--	1	0.8	0	--	0	126
Jefferson	0	--	0	--	0	--	0	192
McKean	0	--	2	0.5	0	--	0	400
Mifflin	0	--	0	--	0	--	0	140
Perry	0	--	0	--	0	--	0	36
Pike	0	--	1	1.5	0	--	0	65
Somerset	3	1.6	0	--	0	--	0	186
Susquehanna	0	--	0	--	0	--	0	5
Tioga	0	--	0	--	0	--	0	126
Venango	0	--	3	1.3	0	--	0	227
Warren	0	--	1	0.4	69	25.8	0	267
Wayne	0	--	2	1.8	0	--	0	111
<b><u>7th Class Counties</u></b>								
Juniata	2	8.3	0	--	0	--	0	24
Snyder	0	--	0	--	0	--	0	128
Union	0	--	0	--	0	--	0	41
Wyoming	0	--	0	--	0	--	0	2
<b><u>8th Class Counties</u></b>								
Cameron	0	--	0	--	0	--	0	6
Forest	0	--	0	--	8	40.0	0	20
Fulton	1	2.9	0	--	1	2.9	0	35
Montour	6	17.1	0	--	0	--	0	35
Potter	0	--	0	--	27	47.4	0	57
Sullivan	0	--	0	--	0	--	0	0

Magisterial District Judge - 2023 Age of Pending Private Summary Complaints

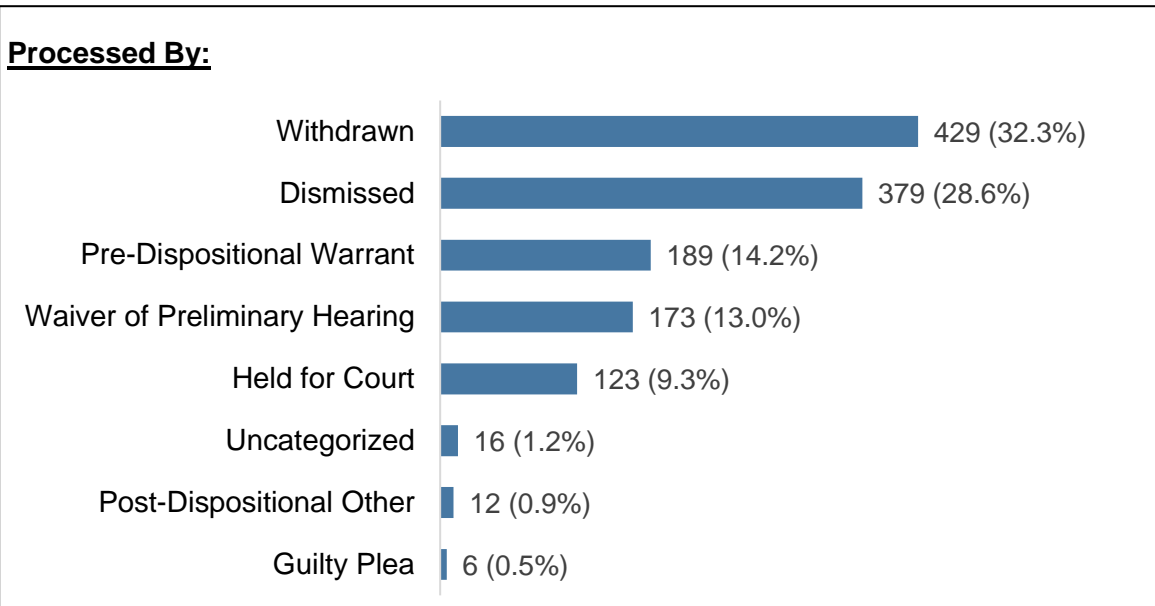
	0-60 Days	%	61-120 Days	%	121-180 Days	%	181-240 Days	%	241-300 Days	%	301-360 Days	%	Over 360 Days	%
<b><u>2nd Class County</u></b>														
Allegheny	1,993	43.1	871	18.8	495	10.7	278	6.0	110	2.4	54	1.2	825	17.8
<b><u>2A Class Counties</u></b>														
Bucks	3	50.0	0	--	0	--	1	16.7	0	--	1	16.7	1	16.7
Delaware	1	2.2	3	6.7	2	4.4	0	--	3	6.7	0	--	36	80.0
Lancaster	53	89.8	3	5.1	0	--	3	5.1	0	--	0	--	0	--
Montgomery	11	23.9	3	6.5	2	4.3	7	15.2	2	4.3	0	--	21	45.7
<b><u>3rd Class Counties</u></b>														
Berks	93	61.2	9	5.9	4	2.6	16	10.5	15	9.9	14	9.2	1	0.7
Chester	4	16.0	6	24.0	0	--	0	--	13	52.0	0	--	2	8.0
Cumberland	57	67.1	4	4.7	0	--	10	11.8	9	10.6	1	1.2	4	4.7
Dauphin	134	57.0	13	5.5	1	0.4	6	2.6	37	15.7	36	15.3	8	3.4
Erie	38	33.0	10	8.7	4	3.5	4	3.5	5	4.3	8	7.0	46	40.0
Lackawanna	45	23.3	16	8.3	1	0.5	1	0.5	41	21.2	0	--	89	46.1
Lehigh	7	24.1	17	58.6	0	--	0	--	0	--	0	--	5	17.2
Luzerne	61	4.7	22	1.7	14	1.1	14	1.1	9	0.7	2	0.2	1,166	90.5
Northampton	30	65.2	6	13.0	2	4.3	1	2.2	0	--	2	4.3	5	10.9
Westmoreland	252	43.6	55	9.5	18	3.1	24	4.2	23	4.0	14	2.4	192	33.2
York	292	42.6	216	31.5	103	15.0	27	3.9	30	4.4	5	0.7	12	1.8
<b><u>4th Class Counties</u></b>														
Beaver	107	43.9	25	10.2	4	1.6	3	1.2	6	2.5	16	6.6	83	34.0
Butler	17	21.0	14	17.3	7	8.6	2	2.5	0	--	5	6.2	36	44.4
Cambria	43	66.2	18	27.7	3	4.6	0	--	0	--	0	--	1	1.5
Centre	26	40.0	5	7.7	15	23.1	9	13.8	2	3.1	3	4.6	5	7.7
Fayette	155	35.9	109	25.2	32	7.4	14	3.2	15	3.5	13	3.0	94	21.8
Franklin	63	63.0	12	12.0	0	--	6	6.0	5	5.0	4	4.0	10	10.0
Monroe	76	57.1	11	8.3	0	--	8	6.0	15	11.3	7	5.3	16	12.0
Schuylkill	0	--	0	--	0	--	0	--	0	--	0	--	0	--
Washington	20	62.5	5	15.6	0	--	0	--	3	9.4	0	--	4	12.5
<b><u>5th Class Counties</u></b>														
Adams	157	60.2	65	24.9	22	8.4	6	2.3	5	1.9	5	1.9	1	0.4
Blair	45	78.9	11	19.3	0	--	0	--	0	--	0	--	1	1.8
Lawrence	11	68.8	5	31.3	0	--	0	--	0	--	0	--	0	--
Lebanon	0	--	0	--	0	--	0	--	0	--	0	--	0	--
Lycoming	49	62.0	20	25.3	1	1.3	5	6.3	3	3.8	0	--	1	1.3
Mercer	98	60.9	31	19.3	13	8.1	3	1.9	4	2.5	2	1.2	10	6.2
Northumberland	88	75.2	14	12.0	1	0.9	3	2.6	7	6.0	1	0.9	3	2.6

Magisterial District Judge - 2023 Age of Pending Private Summary Complaints

	0-60 Days	%	61-120 Days	%	121-180 Days	%	181-240 Days	%	241-300 Days	%	301-360 Days	%	Over 360 Days	%
<b><u>6th Class Counties</u></b>														
Armstrong	8	57.1	1	7.1	3	21.4	1	7.1	0	--	0	--	1	7.1
Bedford	23	74.2	6	19.4	1	3.2	0	--	0	--	0	--	1	3.2
Bradford	46	69.7	9	13.6	1	1.5	3	4.5	3	4.5	0	--	4	6.1
Carbon	28	90.3	1	3.2	0	--	0	--	2	6.5	0	--	0	--
Clarion	33	82.5	5	12.5	0	--	0	--	0	--	0	--	2	5.0
Clearfield	6	40.0	3	20.0	1	6.7	2	13.3	0	--	0	--	3	20.0
Clinton	5	38.5	4	30.8	1	7.7	2	15.4	0	--	0	--	1	7.7
Columbia	32	88.9	3	8.3	0	--	0	--	0	--	0	--	1	2.8
Crawford	21	32.8	1	1.6	0	--	24	37.5	0	--	5	7.8	13	20.3
Elk	10	100.0	0	--	0	--	0	--	0	--	0	--	0	--
Greene	33	38.4	19	22.1	0	--	2	2.3	7	8.1	1	1.2	24	27.9
Huntingdon	14	70.0	6	30.0	0	--	0	--	0	--	0	--	0	--
Indiana	7	63.6	2	18.2	0	--	0	--	0	--	0	--	2	18.2
Jefferson	16	64.0	7	28.0	0	--	1	4.0	0	--	0	--	1	4.0
McKean	15	46.9	0	--	0	--	2	6.3	2	6.3	1	3.1	12	37.5
Mifflin	22	73.3	6	20.0	0	--	0	--	0	--	1	3.3	1	3.3
Perry	0	--	4	57.1	1	14.3	0	--	0	--	0	--	2	28.6
Pike	2	100.0	0	--	0	--	0	--	0	--	0	--	0	--
Somerset	9	90.0	0	--	0	--	0	--	0	--	0	--	1	10.0
Susquehanna	0	--	2	100.0	0	--	0	--	0	--	0	--	0	--
Tioga	23	82.1	5	17.9	0	--	0	--	0	--	0	--	0	--
Venango	40	48.8	13	15.9	7	8.5	1	1.2	6	7.3	6	7.3	9	11.0
Warren	46	79.3	1	1.7	0	--	1	1.7	1	1.7	0	--	9	15.5
Wayne	12	48.0	1	4.0	0	--	0	--	0	--	0	--	12	48.0
<b><u>7th Class Counties</u></b>														
Juniata	1	16.7	1	16.7	0	--	1	16.7	0	--	0	--	3	50.0
Snyder	7	100.0	0	--	0	--	0	--	0	--	0	--	0	--
Union	2	66.7	0	--	0	--	0	--	0	--	0	--	1	33.3
Wyoming	0	--	0	--	0	--	0	--	0	--	0	--	0	--
<b><u>8th Class Counties</u></b>														
Cameron	0	--	0	--	0	--	0	--	0	--	0	--	0	--
Forest	3	33.3	0	--	0	--	0	--	0	--	1	11.1	5	55.6
Fulton	9	39.1	10	43.5	0	--	0	--	3	13.0	0	--	1	4.3
Montour	3	10.0	0	--	0	--	0	--	0	--	1	3.3	26	86.7
Potter	7	41.2	4	23.5	0	--	1	5.9	4	23.5	0	--	1	5.9
Sullivan	0	--	0	--	0	--	0	--	0	--	0	--	0	--

## 2023 Magisterial District Judge State Totals Private Criminal Complaints

Cases Pending 1/1/23	838	Age of Pending Cases		
New Cases Filed	964	<b>0-60 Days</b>	128	16.7%
Active Warrant Status Change	293	<b>61-120 Days</b>	50	6.5%
Closed Case Status Change	0	<b>121-180 Days</b>	14	1.8%
		<b>181-240 Days</b>	10	1.3%
<b>Cases Available for Processing</b>	<b>2,095</b>	<b>241-300 Days</b>	8	1.0%
		<b>301-360 Days</b>	7	0.9%
<b>Cases Processed and Inactive</b>	<b>1,327</b>	<b>Over 360 Days</b>	551	71.7%
<b>Cases Pending 12/31/23</b>	<b>768</b>	<b>Total</b>	<b>768</b>	



For the most recent data, visit the AOPC website at <http://www.pacourts.us/news-and-statistics/research-and-statistics/dashboard-table-of-contents/magisterial-district-courts-statewide-dashboard>

Magisterial District Judge - 2023 Private Criminal Complaints Available for Processing

	Cases Pending 1/1/23	New Cases Filed	Active Warrant Status Change	Closed Case Status Change	Cases Available for Processing	Cases Processed	Cases Pending 12/31/23
<b><u>2nd Class County</u></b>							
Allegheny	253	187	32	0	472	247	225
<b><u>2A Class Counties</u></b>							
Bucks	0	0	0	0	0	0	0
Delaware	18	5	31	0	54	40	14
Lancaster	26	109	31	0	166	142	24
Montgomery	13	3	1	0	17	3	14
<b><u>3rd Class Counties</u></b>							
Berks	2	6	3	0	11	9	2
Chester	3	2	0	0	5	2	3
Cumberland	3	2	0	0	5	1	4
Dauphin	34	23	2	0	59	41	18
Erie	27	77	58	0	162	136	26
Lackawanna	143	29	4	0	176	38	138
Lehigh	6	11	9	0	26	24	2
Luzerne	55	49	11	0	115	51	64
Northampton	12	10	0	0	22	14	8
Westmoreland	90	218	44	0	352	269	83
York	0	0	0	0	0	0	0
<b><u>4th Class Counties</u></b>							
Beaver	13	1	3	0	17	5	12
Butler	0	5	1	0	6	4	2
Cambria	10	8	4	0	22	11	11
Centre	1	0	0	0	1	0	1
Fayette	1	15	5	0	21	19	2
Franklin	15	13	0	0	28	14	14
Monroe	5	2	2	0	9	3	6
Schuylkill	0	0	0	0	0	0	0
Washington	15	20	0	0	35	23	12
<b><u>5th Class Counties</u></b>							
Adams	4	5	0	0	9	8	1
Blair	9	42	1	0	52	45	7
Lawrence	0	0	0	0	0	0	0
Lebanon	1	0	0	0	1	1	0
Lycoming	5	5	0	0	10	4	6
Mercer	1	0	1	0	2	1	1
Northumberland	0	1	0	0	1	1	0

Magisterial District Judge - 2023 Private Criminal Complaints Available for Processing

	Cases Pending 1/1/23	New Cases Filed	Active Warrant Status Change	Closed Case Status Change	Cases Available for Processing	Cases Processed	Cases Pending 12/31/23
<b><u>6th Class Counties</u></b>							
Armstrong	1	0	0	0	1	0	1
Bedford	1	4	14	0	19	19	0
Bradford	11	2	29	0	42	41	1
Carbon	0	0	0	0	0	0	0
Clarion	1	25	0	0	26	17	9
Clearfield	7	2	0	0	9	2	7
Clinton	0	1	0	0	1	0	1
Columbia	7	5	1	0	13	12	1
Crawford	1	2	1	0	4	3	1
Elk	0	0	0	0	0	0	0
Greene	4	3	0	0	7	3	4
Huntingdon	0	4	0	0	4	4	0
Indiana	0	0	0	0	0	0	0
Jefferson	9	13	1	0	23	12	11
McKean	6	7	0	0	13	9	4
Mifflin	1	16	1	0	18	17	1
Perry	1	0	0	0	1	0	1
Pike	0	0	1	0	1	1	0
Somerset	3	17	0	0	20	18	2
Susquehanna	0	0	0	0	0	0	0
Tioga	3	0	0	0	3	0	3
Venango	0	0	0	0	0	0	0
Warren	2	0	0	0	2	0	2
Wayne	11	5	1	0	17	5	12
<b><u>7th Class Counties</u></b>							
Juniata	0	5	0	0	5	3	2
Snyder	0	0	0	0	0	0	0
Union	0	2	0	0	2	2	0
Wyoming	0	0	0	0	0	0	0
<b><u>8th Class Counties</u></b>							
Cameron	0	0	0	0	0	0	0
Forest	0	0	0	0	0	0	0
Fulton	0	0	0	0	0	0	0
Montour	4	0	1	0	5	1	4
Potter	0	2	0	0	2	1	1
Sullivan	0	1	0	0	1	1	0

Magisterial District Judge - 2023 Private Criminal Complaints Processed and Inactive

	Dismissed	%	Waiver of Preliminary Hearing	%	Withdrawn	%	Held for Court	%	Pre-Dispositional Warrant	%
<b><u>2nd Class County</u></b>										
Allegheny	87	35.2	12	4.9	92	37.2	13	5.3	39	15.8
<b><u>2A Class Counties</u></b>										
Bucks	0	--	0	--	0	--	0	--	0	--
Delaware	26	65.0	0	--	10	25.0	2	5.0	0	--
Lancaster	8	5.6	18	12.7	50	35.2	6	4.2	57	40.1
Montgomery	2	66.7	0	--	0	--	0	--	0	--
<b><u>3rd Class Counties</u></b>										
Berks	0	--	0	--	5	55.6	0	--	4	44.4
Chester	0	--	0	--	1	50.0	0	--	1	50.0
Cumberland	1	100.0	0	--	0	--	0	--	0	--
Dauphin	8	19.5	4	9.8	12	29.3	15	36.6	0	--
Erie	59	43.4	5	3.7	28	20.6	20	14.7	19	14.0
Lackawanna	12	31.6	10	26.3	10	26.3	0	--	3	7.9
Lehigh	12	50.0	2	8.3	8	33.3	0	--	1	4.2
Luzerne	25	49.0	2	3.9	9	17.6	13	25.5	2	3.9
Northampton	3	21.4	2	14.3	2	14.3	3	21.4	3	21.4
Westmoreland	57	21.2	83	30.9	76	28.3	3	1.1	49	18.2
York	0	--	0	--	0	--	0	--	0	--
<b><u>4th Class Counties</u></b>										
Beaver	2	40.0	1	20.0	1	20.0	0	--	1	20.0
Butler	3	75.0	0	--	0	--	0	--	0	--
Cambria	3	27.3	1	9.1	4	36.4	2	18.2	1	9.1
Centre	0	--	0	--	0	--	0	--	0	--
Fayette	8	42.1	1	5.3	1	5.3	6	31.6	0	--
Franklin	0	--	5	35.7	8	57.1	0	--	1	7.1
Monroe	0	--	0	--	3	100.0	0	--	0	--
Schuylkill	0	--	0	--	0	--	0	--	0	--
Washington	10	43.5	0	--	12	52.2	1	4.3	0	--
<b><u>5th Class Counties</u></b>										
Adams	2	25.0	1	12.5	2	25.0	2	25.0	1	12.5
Blair	9	20.0	7	15.6	5	11.1	21	46.7	1	2.2
Lawrence	0	--	0	--	0	--	0	--	0	--
Lebanon	1	100.0	0	--	0	--	0	--	0	--
Lycoming	1	25.0	1	25.0	1	25.0	1	25.0	0	--
Mercer	0	--	0	--	1	100.0	0	--	0	--
Northumberland	0	--	1	100.0	0	--	0	--	0	--

Magisterial District Judge - 2023 Private Criminal Complaints Processed and Inactive

	Guilty Plea	%	Uncategorized	%	Post-Dispositional Other	%	Cases Processed
<b><u>2nd Class County</u></b>							
Allegheny	0	--	4	1.6	0	--	247
<b><u>2A Class Counties</u></b>							
Bucks	0	--	0	--	0	--	0
Delaware	0	--	2	5.0	0	--	40
Lancaster	1	0.7	0	--	2	1.4	142
Montgomery	0	--	1	33.3	0	--	3
<b><u>3rd Class Counties</u></b>							
Berks	0	--	0	--	0	--	9
Chester	0	--	0	--	0	--	2
Cumberland	0	--	0	--	0	--	1
Dauphin	0	--	1	2.4	1	2.4	41
Erie	1	0.7	3	2.2	1	0.7	136
Lackawanna	3	7.9	0	--	0	--	38
Lehigh	0	--	0	--	1	4.2	24
Luzerne	0	--	0	--	0	--	51
Northampton	0	--	1	7.1	0	--	14
Westmoreland	0	--	0	--	1	0.4	269
York	0	--	0	--	0	--	0
<b><u>4th Class Counties</u></b>							
Beaver	0	--	0	--	0	--	5
Butler	0	--	0	--	1	25.0	4
Cambria	0	--	0	--	0	--	11
Centre	0	--	0	--	0	--	0
Fayette	0	--	1	5.3	2	10.5	19
Franklin	0	--	0	--	0	--	14
Monroe	0	--	0	--	0	--	3
Schuylkill	0	--	0	--	0	--	0
Washington	0	--	0	--	0	--	23
<b><u>5th Class Counties</u></b>							
Adams	0	--	0	--	0	--	8
Blair	0	--	1	2.2	1	2.2	45
Lawrence	0	--	0	--	0	--	0
Lebanon	0	--	0	--	0	--	1
Lycoming	0	--	0	--	0	--	4
Mercer	0	--	0	--	0	--	1
Northumberland	0	--	0	--	0	--	1



Magisterial District Judge - 2023 Private Criminal Complaints Processed and Inactive

	Dismissed	%	Waiver of Preliminary Hearing	%	Withdrawn	%	Held for Court	%	Pre-Dispositional Warrant	%
<b><u>6th Class Counties</u></b>										
Armstrong	0	--	0	--	0	--	0	--	0	--
Bedford	0	--	2	10.5	16	84.2	0	--	1	5.3
Bradford	1	2.4	1	2.4	39	95.1	0	--	0	--
Carbon	0	--	0	--	0	--	0	--	0	--
Clarion	7	41.2	4	23.5	5	29.4	0	--	1	5.9
Clearfield	1	50.0	0	--	1	50.0	0	--	0	--
Clinton	0	--	0	--	0	--	0	--	0	--
Columbia	5	41.7	0	--	2	16.7	4	33.3	1	8.3
Crawford	1	33.3	0	--	0	--	0	--	1	33.3
Elk	0	--	0	--	0	--	0	--	0	--
Greene	3	100.0	0	--	0	--	0	--	0	--
Huntingdon	0	--	2	50.0	1	25.0	0	--	0	--
Indiana	0	--	0	--	0	--	0	--	0	--
Jefferson	1	8.3	1	8.3	7	58.3	2	16.7	1	8.3
McKean	5	55.6	2	22.2	0	--	0	--	1	11.1
Mifflin	8	47.1	0	--	7	41.2	2	11.8	0	--
Perry	0	--	0	--	0	--	0	--	0	--
Pike	1	100.0	0	--	0	--	0	--	0	--
Somerset	5	27.8	2	11.1	6	33.3	5	27.8	0	--
Susquehanna	0	--	0	--	0	--	0	--	0	--
Tioga	0	--	0	--	0	--	0	--	0	--
Venango	0	--	0	--	0	--	0	--	0	--
Warren	0	--	0	--	0	--	0	--	0	--
Wayne	1	20.0	0	--	2	40.0	1	20.0	0	--
<b><u>7th Class Counties</u></b>										
Juniata	0	--	3	100.0	0	--	0	--	0	--
Snyder	0	--	0	--	0	--	0	--	0	--
Union	0	--	0	--	1	50.0	1	50.0	0	--
Wyoming	0	--	0	--	0	--	0	--	0	--
<b><u>8th Class Counties</u></b>										
Cameron	0	--	0	--	0	--	0	--	0	--
Forest	0	--	0	--	0	--	0	--	0	--
Fulton	0	--	0	--	0	--	0	--	0	--
Montour	0	--	0	--	0	--	0	--	0	--
Potter	1	100.0	0	--	0	--	0	--	0	--
Sullivan	0	--	0	--	1	100.0	0	--	0	--

Magisterial District Judge - 2023 Private Criminal Complaints Processed and Inactive

	Guilty Plea	%	Uncategorized	%	Post-Dispositional Other	%	Cases Processed
<b><u>6th Class Counties</u></b>							
Armstrong	0	--	0	--	0	--	0
Bedford	0	--	0	--	0	--	19
Bradford	0	--	0	--	0	--	41
Carbon	0	--	0	--	0	--	0
Clarion	0	--	0	--	0	--	17
Clearfield	0	--	0	--	0	--	2
Clinton	0	--	0	--	0	--	0
Columbia	0	--	0	--	0	--	12
Crawford	0	--	0	--	1	33.3	3
Elk	0	--	0	--	0	--	0
Greene	0	--	0	--	0	--	3
Huntingdon	0	--	1	25.0	0	--	4
Indiana	0	--	0	--	0	--	0
Jefferson	0	--	0	--	0	--	12
McKean	0	--	1	11.1	0	--	9
Mifflin	0	--	0	--	0	--	17
Perry	0	--	0	--	0	--	0
Pike	0	--	0	--	0	--	1
Somerset	0	--	0	--	0	--	18
Susquehanna	0	--	0	--	0	--	0
Tioga	0	--	0	--	0	--	0
Venango	0	--	0	--	0	--	0
Warren	0	--	0	--	0	--	0
Wayne	1	20.0	0	--	0	--	5
<b><u>7th Class Counties</u></b>							
Juniata	0	--	0	--	0	--	3
Snyder	0	--	0	--	0	--	0
Union	0	--	0	--	0	--	2
Wyoming	0	--	0	--	0	--	0
<b><u>8th Class Counties</u></b>							
Cameron	0	--	0	--	0	--	0
Forest	0	--	0	--	0	--	0
Fulton	0	--	0	--	0	--	0
Montour	0	--	0	--	1	100.0	1
Potter	0	--	0	--	0	--	1
Sullivan	0	--	0	--	0	--	1

Magisterial District Judge - 2023 Age of Pending Private Criminal Complaints

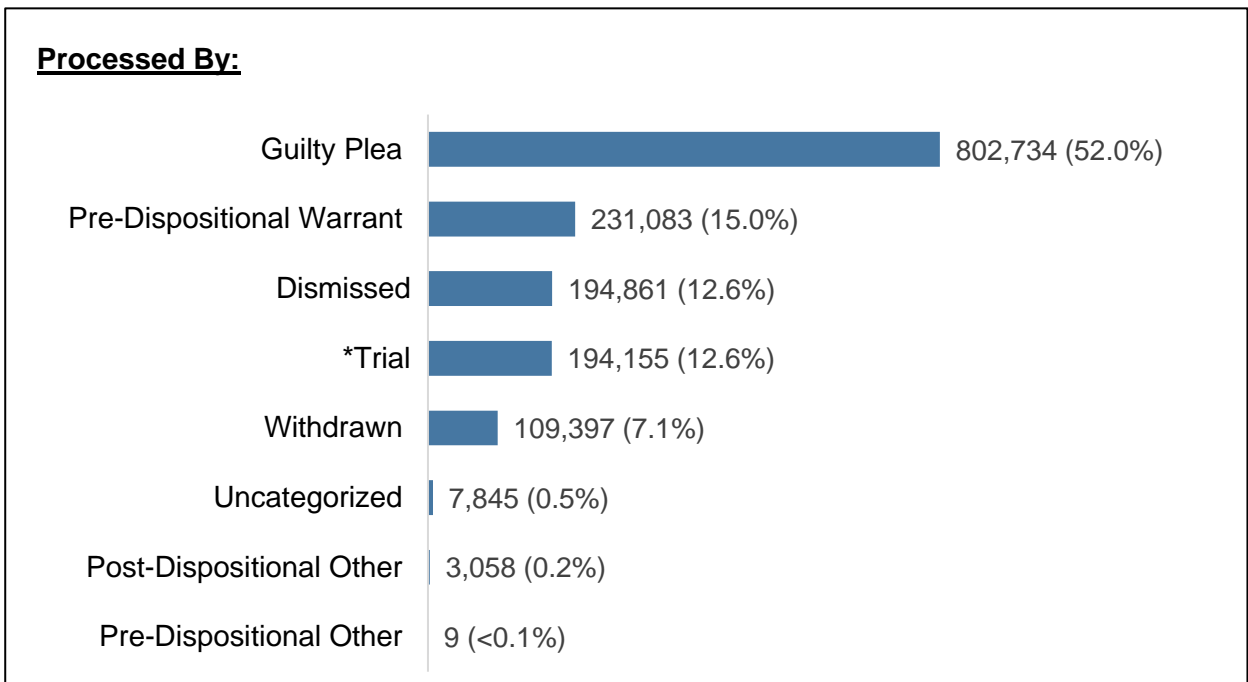
	0-60 Days	%	61-120 Days	%	121-180 Days	%	181-240 Days	%	241-300 Days	%	301-360 Days	%	Over 360 Days	%
<b><u>2nd Class County</u></b>														
Allegheny	19	8.4	19	8.4	4	1.8	1	0.4	6	2.7	0	--	176	78.2
<b><u>2A Class Counties</u></b>														
Bucks	0	--	0	--	0	--	0	--	0	--	0	--	0	--
Delaware	0	--	1	7.1	0	--	0	--	0	--	0	--	13	92.9
Lancaster	11	45.8	4	16.7	0	--	0	--	0	--	0	--	9	37.5
Montgomery	0	--	0	--	0	--	0	--	0	--	1	7.1	13	92.9
<b><u>3rd Class Counties</u></b>														
Berks	0	--	2	100.0	0	--	0	--	0	--	0	--	0	--
Chester	0	--	0	--	0	--	0	--	1	33.3	0	--	2	66.7
Cumberland	0	--	0	--	1	25.0	0	--	0	--	0	--	3	75.0
Dauphin	3	16.7	0	--	0	--	0	--	0	--	1	5.6	14	77.8
Erie	8	30.8	6	23.1	1	3.8	3	11.5	0	--	1	3.8	7	26.9
Lackawanna	3	2.2	2	1.4	1	0.7	1	0.7	0	--	0	--	131	94.9
Lehigh	0	--	0	--	0	--	0	--	0	--	0	--	2	100.0
Luzerne	10	15.6	3	4.7	2	3.1	0	--	0	--	0	--	49	76.6
Northampton	0	--	1	12.5	0	--	0	--	0	--	1	12.5	6	75.0
Westmoreland	40	48.2	5	6.0	4	4.8	2	2.4	1	1.2	3	3.6	28	33.7
York	0	--	0	--	0	--	0	--	0	--	0	--	0	--
<b><u>4th Class Counties</u></b>														
Beaver	0	--	0	--	0	--	0	--	0	--	0	--	12	100.0
Butler	1	50.0	1	50.0	0	--	0	--	0	--	0	--	0	--
Cambria	3	27.3	0	--	1	9.1	0	--	0	--	0	--	7	63.6
Centre	0	--	0	--	0	--	0	--	0	--	0	--	1	100.0
Fayette	1	50.0	0	--	0	--	0	--	0	--	0	--	1	50.0
Franklin	2	14.3	0	--	0	--	0	--	0	--	0	--	12	85.7
Monroe	1	16.7	0	--	0	--	0	--	0	--	0	--	5	83.3
Schuylkill	0	--	0	--	0	--	0	--	0	--	0	--	0	--
Washington	2	16.7	0	--	0	--	0	--	0	--	0	--	10	83.3
<b><u>5th Class Counties</u></b>														
Adams	0	--	1	100.0	0	--	0	--	0	--	0	--	0	--
Blair	2	28.6	0	--	0	--	3	42.9	0	--	0	--	2	28.6
Lawrence	0	--	0	--	0	--	0	--	0	--	0	--	0	--
Lebanon	0	--	0	--	0	--	0	--	0	--	0	--	0	--
Lycoming	1	16.7	0	--	0	--	0	--	0	--	0	--	5	83.3
Mercer	0	--	0	--	0	--	0	--	0	--	0	--	1	100.0
Northumberland	0	--	0	--	0	--	0	--	0	--	0	--	0	--

Magisterial District Judge - 2023 Age of Pending Private Criminal Complaints

	0-60 Days	%	61-120 Days	%	121-180 Days	%	181-240 Days	%	241-300 Days	%	301-360 Days	%	Over 360 Days	%
<b><u>6th Class Counties</u></b>														
Armstrong	0	--	0	--	0	--	0	--	0	--	0	--	1	100.0
Bedford	0	--	0	--	0	--	0	--	0	--	0	--	0	--
Bradford	0	--	0	--	0	--	0	--	0	--	0	--	1	100.0
Carbon	0	--	0	--	0	--	0	--	0	--	0	--	0	--
Clarion	7	77.8	1	11.1	0	--	0	--	0	--	0	--	1	11.1
Clearfield	0	--	0	--	0	--	0	--	0	--	0	--	7	100.0
Clinton	1	100.0	0	--	0	--	0	--	0	--	0	--	0	--
Columbia	0	--	1	100.0	0	--	0	--	0	--	0	--	0	--
Crawford	0	--	0	--	0	--	0	--	0	--	0	--	1	100.0
Elk	0	--	0	--	0	--	0	--	0	--	0	--	0	--
Greene	2	50.0	0	--	0	--	0	--	0	--	0	--	2	50.0
Huntingdon	0	--	0	--	0	--	0	--	0	--	0	--	0	--
Indiana	0	--	0	--	0	--	0	--	0	--	0	--	0	--
Jefferson	4	36.4	2	18.2	0	--	0	--	0	--	0	--	5	45.5
McKean	1	25.0	0	--	0	--	0	--	0	--	0	--	3	75.0
Mifflin	0	--	1	100.0	0	--	0	--	0	--	0	--	0	--
Perry	0	--	0	--	0	--	0	--	0	--	0	--	1	100.0
Pike	0	--	0	--	0	--	0	--	0	--	0	--	0	--
Somerset	2	100.0	0	--	0	--	0	--	0	--	0	--	0	--
Susquehanna	0	--	0	--	0	--	0	--	0	--	0	--	0	--
Tioga	0	--	0	--	0	--	0	--	0	--	0	--	3	100.0
Venango	0	--	0	--	0	--	0	--	0	--	0	--	0	--
Warren	0	--	0	--	0	--	0	--	0	--	0	--	2	100.0
Wayne	1	8.3	0	--	0	--	0	--	0	--	0	--	11	91.7
<b><u>7th Class Counties</u></b>														
Juniata	2	100.0	0	--	0	--	0	--	0	--	0	--	0	--
Snyder	0	--	0	--	0	--	0	--	0	--	0	--	0	--
Union	0	--	0	--	0	--	0	--	0	--	0	--	0	--
Wyoming	0	--	0	--	0	--	0	--	0	--	0	--	0	--
<b><u>8th Class Counties</u></b>														
Cameron	0	--	0	--	0	--	0	--	0	--	0	--	0	--
Forest	0	--	0	--	0	--	0	--	0	--	0	--	0	--
Fulton	0	--	0	--	0	--	0	--	0	--	0	--	0	--
Montour	0	--	0	--	0	--	0	--	0	--	0	--	4	100.0
Potter	1	100.0	0	--	0	--	0	--	0	--	0	--	0	--
Sullivan	0	--	0	--	0	--	0	--	0	--	0	--	0	--

# 2023 Magisterial District Judge State Totals Traffic

Cases Pending 1/1/23	323,417	Age of Pending Cases		
New Cases Filed	1,379,231	<b>0-60 Days</b>	121,658	35.6%
Active Warrant Status Change	181,935	<b>61-120 Days</b>	48,854	14.3%
Closed Case Status Change	4	<b>121-180 Days</b>	25,474	7.5%
		<b>181-240 Days</b>	18,142	5.3%
<b>Cases Available for Processing</b>	<b>1,884,587</b>	<b>241-300 Days</b>	14,421	4.2%
		<b>301-360 Days</b>	10,882	3.2%
<b>Cases Processed and Inactive</b>	<b>1,543,142</b>	<b>Over 360 Days</b>	102,014	29.9%
<b>Cases Pending 12/31/23</b>	<b>341,445</b>	<b>Total</b>	<b>341,445</b>	



* Trial Guilty	127,944	(65.9%)
Trial Not Guilty	66,211	(34.1%)

For the most recent data, visit the AOPC website at <http://www.pacourts.us/news-and-statistics/research-and-statistics/dashboard-table-of-contents/magisterial-district-courts-statewide-dashboard>

Magisterial District Judge - 2023 Traffic Available for Processing

	Cases Pending 1/1/23	New Cases Filed	Active Warrant Status Change	Closed Case Status Change	Cases Available for Processing	Cases Processed	Cases Pending 12/31/23
<b><u>2nd Class County</u></b>							
Allegheny	50,971	96,183	15,155	0	162,309	122,876	39,433
<b><u>2A Class Counties</u></b>							
Bucks	7,635	61,712	4,443	0	73,790	65,552	8,238
Delaware	44,037	92,226	17,234	0	153,497	99,272	54,225
Lancaster	12,501	76,728	13,445	1	102,675	87,555	15,120
Montgomery	28,041	93,019	29,413	0	150,473	123,152	27,321
<b><u>3rd Class Counties</u></b>							
Berks	4,973	51,647	5,490	0	62,110	54,950	7,160
Chester	7,854	67,635	6,712	0	82,201	74,281	7,920
Cumberland	2,601	28,189	2,967	0	33,757	31,101	2,656
Dauphin	17,081	53,034	7,256	0	77,371	54,267	23,104
Erie	4,787	28,749	2,695	0	36,231	31,648	4,583
Lackawanna	25,124	26,630	3,502	0	55,256	32,221	23,035
Lehigh	37,910	80,906	15,708	1	134,525	95,242	39,283
Luzerne	9,870	51,925	7,467	0	69,262	58,605	10,657
Northampton	10,979	43,592	5,928	0	60,499	46,795	13,704
Westmoreland	4,510	33,534	3,333	0	41,377	36,537	4,840
York	8,820	59,289	4,471	0	72,580	60,450	12,130
<b><u>4th Class Counties</u></b>							
Beaver	4,878	21,545	1,000	0	27,423	22,563	4,860
Butler	1,476	11,910	340	0	13,726	12,193	1,533
Cambria	975	9,447	546	0	10,968	10,172	796
Centre	592	11,758	833	0	13,183	12,521	662
Fayette	1,921	15,479	1,289	0	18,689	16,565	2,124
Franklin	1,283	15,444	905	1	17,633	16,074	1,559
Monroe	3,574	27,850	5,796	0	37,220	33,771	3,449
Schuylkill	2,810	21,397	3,036	0	27,243	24,075	3,168
Washington	3,972	23,924	1,879	0	29,775	25,589	4,186
<b><u>5th Class Counties</u></b>							
Adams	763	12,725	647	0	14,135	13,352	783
Blair	718	9,981	603	0	11,302	10,461	841
Lawrence	1,308	8,044	684	0	10,036	9,011	1,025
Lebanon	1,963	23,068	3,306	0	28,337	25,891	2,446
Lycoming	705	8,517	311	0	9,533	8,991	542
Mercer	360	7,489	452	0	8,301	7,875	426
Northumberland	926	10,232	1,364	0	12,522	11,342	1,180

Magisterial District Judge - 2023 Traffic Available for Processing

	Cases Pending 1/1/23	New Cases Filed	Active Warrant Status Change	Closed Case Status Change	Cases Available for Processing	Cases Processed	Cases Pending 12/31/23
<b><u>6th Class Counties</u></b>							
Armstrong	422	5,180	422	0	6,024	5,329	695
Bedford	791	12,651	1,092	0	14,534	13,482	1,052
Bradford	657	6,047	347	0	7,051	6,354	697
Carbon	1,734	15,965	1,686	0	19,385	17,229	2,156
Clarion	608	9,497	697	0	10,802	9,883	919
Clearfield	623	8,435	474	1	9,533	8,930	603
Clinton	395	7,596	1,109	0	9,100	8,801	299
Columbia	941	11,595	1,181	0	13,717	12,626	1,091
Crawford	574	6,921	311	0	7,806	7,153	653
Elk	124	4,275	131	0	4,530	4,378	152
Greene	832	4,271	280	0	5,383	4,495	888
Huntingdon	345	5,456	211	0	6,012	5,634	378
Indiana	634	6,590	407	0	7,631	7,130	501
Jefferson	450	7,285	271	0	8,006	7,603	403
McKean	667	6,918	330	0	7,915	6,953	962
Mifflin	204	4,098	195	0	4,497	4,306	191
Perry	222	2,759	202	0	3,183	2,957	226
Pike	584	6,008	663	0	7,255	6,746	509
Somerset	802	12,003	656	0	13,461	12,577	884
Susquehanna	1,587	6,626	822	0	9,035	7,968	1,067
Tioga	386	5,759	251	0	6,396	5,955	441
Venango	391	3,986	320	0	4,697	4,395	302
Warren	399	4,379	112	0	4,890	4,541	349
Wayne	526	3,527	266	0	4,319	3,772	547
<b><u>7th Class Counties</u></b>							
Juniata	147	2,079	174	0	2,400	2,253	147
Snyder	204	5,051	239	0	5,494	5,239	255
Union	490	4,948	187	0	5,625	5,248	377
Wyoming	739	3,597	49	0	4,385	3,692	693
<b><u>8th Class Counties</u></b>							
Cameron	10	566	8	0	584	545	39
Forest	103	1,442	17	0	1,562	1,461	101
Fulton	299	3,734	350	0	4,383	4,150	233
Montour	412	1,811	162	0	2,385	1,955	430
Potter	109	3,508	52	0	3,669	3,503	166
Sullivan	88	860	51	0	999	949	50

Magisterial District Judge - 2023 Traffic Processed and Inactive

	Guilty Plea	%	Pre-Dispositional Warrant	%	Dismissed	%	Trial Guilty	%	Withdrawn	%
<b><u>2nd Class County</u></b>										
Allegheny	42,813	34.8	18,043	14.7	33,728	27.4	14,501	11.8	4,776	3.9
<b><u>2A Class Counties</u></b>										
Bucks	32,788	50.0	8,217	12.5	6,233	9.5	6,993	10.7	4,975	7.6
Delaware	32,860	33.1	20,340	20.5	24,137	24.3	8,219	8.3	7,886	7.9
Lancaster	37,259	42.6	15,224	17.4	8,355	9.5	7,167	8.2	16,003	18.3
Montgomery	44,459	36.1	20,338	16.5	31,062	25.2	8,824	7.2	14,959	12.1
<b><u>3rd Class Counties</u></b>										
Berks	32,574	59.3	7,799	14.2	3,143	5.7	4,449	8.1	3,649	6.6
Chester	41,622	56.0	11,249	15.1	7,981	10.7	3,529	4.8	6,118	8.2
Cumberland	21,870	70.3	3,364	10.8	1,597	5.1	2,107	6.8	1,625	5.2
Dauphin	28,646	52.8	14,029	25.9	4,411	8.1	3,831	7.1	1,913	3.5
Erie	18,336	57.9	3,487	11.0	3,236	10.2	2,921	9.2	3,354	10.6
Lackawanna	13,907	43.2	4,463	13.9	7,199	22.3	2,705	8.4	2,127	6.6
Lehigh	35,632	37.4	28,506	29.9	15,905	16.7	8,852	9.3	1,448	1.5
Luzerne	26,684	45.5	9,573	16.3	3,978	6.8	7,135	12.2	4,380	7.5
Northampton	24,078	51.5	7,657	16.4	6,333	13.5	4,331	9.3	2,057	4.4
Westmoreland	18,075	49.5	4,093	11.2	5,440	14.9	4,198	11.5	2,986	8.2
York	45,072	74.6	5,750	9.5	2,222	3.7	4,068	6.7	1,875	3.1
<b><u>4th Class Counties</u></b>										
Beaver	9,235	40.9	2,204	9.8	5,000	22.2	3,972	17.6	993	4.4
Butler	7,579	62.2	750	6.2	517	4.2	1,694	13.9	305	2.5
Cambria	7,055	69.4	585	5.8	715	7.0	782	7.7	741	7.3
Centre	9,611	76.8	1,025	8.2	554	4.4	762	6.1	327	2.6
Fayette	9,081	54.8	1,586	9.6	3,040	18.4	1,931	11.7	702	4.2
Franklin	12,715	79.1	1,292	8.0	486	3.0	806	5.0	688	4.3
Monroe	17,516	51.9	6,280	18.6	1,923	5.7	1,526	4.5	3,446	10.2
Schuylkill	13,384	55.6	4,038	16.8	1,331	5.5	1,628	6.8	2,265	9.4
Washington	12,667	49.5	2,912	11.4	2,306	9.0	3,262	12.7	1,462	5.7
<b><u>5th Class Counties</u></b>										
Adams	10,857	81.3	899	6.7	387	2.9	522	3.9	548	4.1
Blair	7,442	71.1	943	9.0	234	2.2	610	5.8	913	8.7
Lawrence	4,927	54.7	1,143	12.7	1,043	11.6	592	6.6	495	5.5
Lebanon	18,833	72.7	2,825	10.9	1,195	4.6	1,383	5.3	1,131	4.4
Lycoming	7,282	81.0	467	5.2	87	1.0	293	3.3	721	8.0
Mercer	5,633	71.5	575	7.3	157	2.0	549	7.0	698	8.9
Northumberland	7,415	65.4	1,796	15.8	277	2.4	489	4.3	1,070	9.4



Magisterial District Judge - 2023 Traffic Processed and Inactive

	Trial Not Guilty	%	Uncategorized	%	Post-Dispositional Other	%	Pre-Dispositional Other	%	Cases Processed
<b><u>2nd Class County</u></b>									
Allegheny	8,043	6.5	480	0.4	492	0.4	0	--	122,876
<b><u>2A Class Counties</u></b>									
Bucks	5,311	8.1	889	1.4	146	0.2	0	--	65,552
Delaware	3,778	3.8	1,841	1.9	211	0.2	0	--	99,272
Lancaster	3,284	3.8	48	0.1	215	0.2	0	--	87,555
Montgomery	2,253	1.8	993	0.8	264	0.2	0	--	123,152
<b><u>3rd Class Counties</u></b>									
Berks	3,154	5.7	86	0.2	96	0.2	0	--	54,950
Chester	3,511	4.7	188	0.3	82	0.1	1	<0.1	74,281
Cumberland	329	1.1	187	0.6	21	0.1	1	<0.1	31,101
Dauphin	867	1.6	352	0.6	212	0.4	6	<0.1	54,267
Erie	138	0.4	138	0.4	38	0.1	0	--	31,648
Lackawanna	1,666	5.2	124	0.4	30	0.1	0	--	32,221
Lehigh	4,683	4.9	76	0.1	139	0.1	1	<0.1	95,242
Luzerne	6,555	11.2	129	0.2	171	0.3	0	--	58,605
Northampton	2,168	4.6	51	0.1	120	0.3	0	--	46,795
Westmoreland	1,442	3.9	255	0.7	48	0.1	0	--	36,537
York	914	1.5	446	0.7	103	0.2	0	--	60,450
<b><u>4th Class Counties</u></b>									
Beaver	980	4.3	132	0.6	47	0.2	0	--	22,563
Butler	1,325	10.9	3	<0.1	20	0.2	0	--	12,193
Cambria	232	2.3	40	0.4	22	0.2	0	--	10,172
Centre	233	1.9	5	<0.1	4	<0.1	0	--	12,521
Fayette	132	0.8	45	0.3	48	0.3	0	--	16,565
Franklin	51	0.3	32	0.2	4	<0.1	0	--	16,074
Monroe	2,996	8.9	38	0.1	46	0.1	0	--	33,771
Schuylkill	1,242	5.2	105	0.4	82	0.3	0	--	24,075
Washington	2,839	11.1	86	0.3	55	0.2	0	--	25,589
<b><u>5th Class Counties</u></b>									
Adams	125	0.9	3	<0.1	11	0.1	0	--	13,352
Blair	279	2.7	21	0.2	19	0.2	0	--	10,461
Lawrence	751	8.3	39	0.4	21	0.2	0	--	9,011
Lebanon	443	1.7	17	0.1	64	0.2	0	--	25,891
Lycoming	136	1.5	0	--	5	0.1	0	--	8,991
Mercer	219	2.8	28	0.4	16	0.2	0	--	7,875
Northumberland	240	2.1	16	0.1	39	0.3	0	--	11,342

Magisterial District Judge - 2023 Traffic Processed and Inactive

	Guilty Plea	%	Pre-Dispositional Warrant	%	Dismissed	%	Trial Guilty	%	Withdrawn	%
<b><u>6th Class Counties</u></b>										
Armstrong	3,164	59.4	515	9.7	215	4.0	640	12.0	372	7.0
Bedford	9,530	70.7	2,114	15.7	26	0.2	529	3.9	1,016	7.5
Bradford	4,044	63.6	528	8.3	717	11.3	723	11.4	261	4.1
Carbon	10,384	60.3	2,514	14.6	1,926	11.2	1,439	8.4	523	3.0
Clarion	6,278	63.5	853	8.6	464	4.7	1,000	10.1	544	5.5
Clearfield	6,698	75.0	945	10.6	285	3.2	451	5.1	372	4.2
Clinton	5,845	66.4	1,661	18.9	490	5.6	230	2.6	446	5.1
Columbia	8,502	67.3	1,413	11.2	201	1.6	804	6.4	1,359	10.8
Crawford	5,163	72.2	430	6.0	391	5.5	316	4.4	730	10.2
Elk	3,467	79.2	282	6.4	45	1.0	194	4.4	304	6.9
Greene	2,780	61.8	279	6.2	312	6.9	781	17.4	164	3.6
Huntingdon	4,644	82.4	468	8.3	106	1.9	185	3.3	172	3.1
Indiana	5,541	77.7	467	6.5	270	3.8	298	4.2	221	3.1
Jefferson	5,769	75.9	443	5.8	293	3.9	380	5.0	532	7.0
McKean	4,678	67.3	306	4.4	258	3.7	648	9.3	417	6.0
Mifflin	3,628	84.3	176	4.1	22	0.5	257	6.0	142	3.3
Perry	2,379	80.5	160	5.4	106	3.6	135	4.6	156	5.3
Pike	4,153	61.6	599	8.9	684	10.1	535	7.9	645	9.6
Somerset	9,167	72.9	1,243	9.9	8	0.1	897	7.1	767	6.1
Susquehanna	3,781	47.5	1,590	20.0	420	5.3	446	5.6	580	7.3
Tioga	3,959	66.5	468	7.9	844	14.2	352	5.9	285	4.8
Venango	3,161	71.9	306	7.0	282	6.4	186	4.2	370	8.4
Warren	2,987	65.8	172	3.8	828	18.2	209	4.6	249	5.5
Wayne	2,126	56.4	158	4.2	756	20.0	285	7.6	428	11.3
<b><u>7th Class Counties</u></b>										
Juniata	1,948	86.5	74	3.3	33	1.5	65	2.9	117	5.2
Snyder	4,714	90.0	187	3.6	27	0.5	162	3.1	133	2.5
Union	4,232	80.6	268	5.1	21	0.4	138	2.6	573	10.9
Wyoming	2,640	71.5	208	5.6	77	2.1	394	10.7	154	4.2
<b><u>8th Class Counties</u></b>										
Cameron	362	66.4	16	2.9	91	16.7	13	2.4	53	9.7
Forest	1,024	70.1	49	3.4	46	3.1	143	9.8	51	3.5
Fulton	3,024	72.9	436	10.5	16	0.4	215	5.2	345	8.3
Montour	1,502	76.8	141	7.2	3	0.2	96	4.9	172	8.8
Potter	2,877	82.1	94	2.7	266	7.6	123	3.5	98	2.8
Sullivan	676	71.2	68	7.2	120	12.6	44	4.6	10	1.1

Magisterial District Judge - 2023 Traffic Processed and Inactive

	Trial Not Guilty	%	Uncategorized	%	Post-Dispositional Other	%	Pre-Dispositional Other	%	Cases Processed
<b><u>6th Class Counties</u></b>									
Armstrong	410	7.7	10	0.2	3	0.1	0	--	5,329
Bedford	252	1.9	10	0.1	5	<0.1	0	--	13,482
Bradford	72	1.1	1	<0.1	8	0.1	0	--	6,354
Carbon	420	2.4	7	<0.1	16	0.1	0	--	17,229
Clarion	558	5.6	184	1.9	2	<0.1	0	--	9,883
Clearfield	169	1.9	3	<0.1	7	0.1	0	--	8,930
Clinton	118	1.3	7	0.1	4	<0.1	0	--	8,801
Columbia	331	2.6	5	<0.1	11	0.1	0	--	12,626
Crawford	101	1.4	13	0.2	9	0.1	0	--	7,153
Elk	85	1.9	0	--	1	<0.1	0	--	4,378
Greene	150	3.3	5	0.1	24	0.5	0	--	4,495
Huntingdon	50	0.9	1	<0.1	8	0.1	0	--	5,634
Indiana	295	4.1	22	0.3	16	0.2	0	--	7,130
Jefferson	185	2.4	0	--	1	<0.1	0	--	7,603
McKean	348	5.0	294	4.2	4	0.1	0	--	6,953
Mifflin	75	1.7	5	0.1	1	<0.1	0	--	4,306
Perry	19	0.6	2	0.1	0	--	0	--	2,957
Pike	124	1.8	1	<0.1	5	0.1	0	--	6,746
Somerset	317	2.5	163	1.3	15	0.1	0	--	12,577
Susquehanna	1,148	14.4	2	<0.1	1	<0.1	0	--	7,968
Tioga	45	0.8	0	--	2	<0.1	0	--	5,955
Venango	83	1.9	6	0.1	1	<0.1	0	--	4,395
Warren	91	2.0	2	<0.1	3	0.1	0	--	4,541
Wayne	8	0.2	8	0.2	3	0.1	0	--	3,772
<b><u>7th Class Counties</u></b>									
Juniata	14	0.6	0	--	2	0.1	0	--	2,253
Snyder	13	0.2	0	--	3	0.1	0	--	5,239
Union	13	0.2	1	<0.1	2	<0.1	0	--	5,248
Wyoming	76	2.1	138	3.7	5	0.1	0	--	3,692
<b><u>8th Class Counties</u></b>									
Cameron	10	1.8	0	--	0	--	0	--	545
Forest	147	10.1	0	--	1	0.1	0	--	1,461
Fulton	49	1.2	62	1.5	3	0.1	0	--	4,150
Montour	40	2.0	0	--	1	0.1	0	--	1,955
Potter	45	1.3	0	--	0	--	0	--	3,503
Sullivan	31	3.3	0	--	0	--	0	--	949

Magisterial District Judge - 2023 Age of Pending Traffic

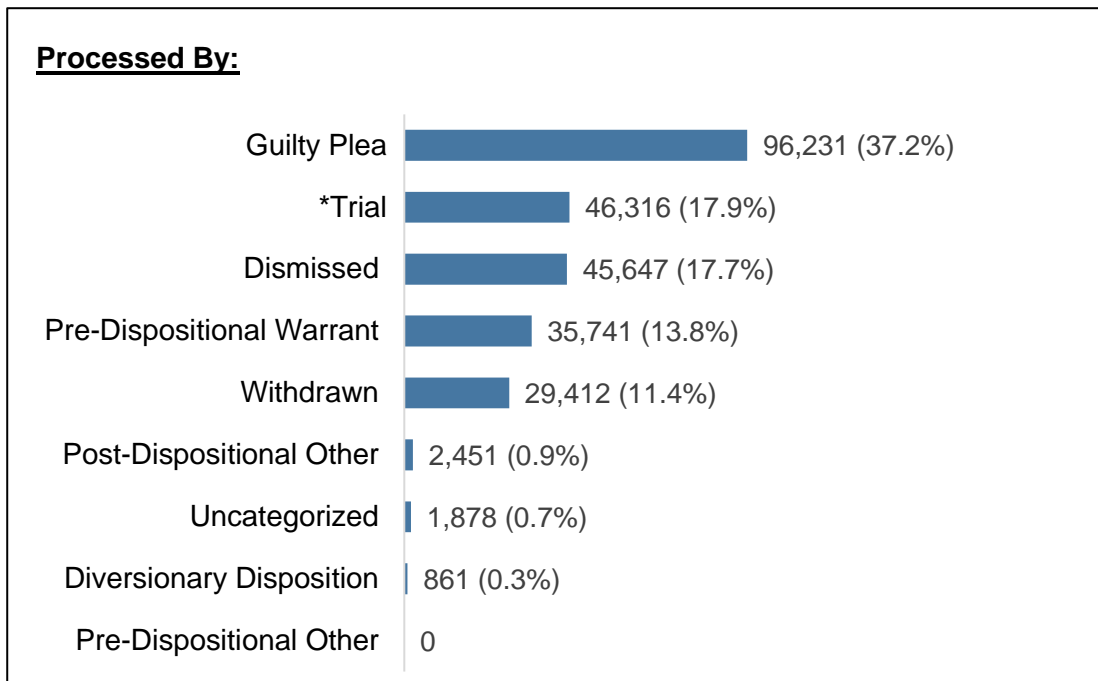
	0-60 Days	%	61-120 Days	%	121-180 Days	%	181-240 Days	%	241-300 Days	%	301-360 Days	%	Over 360 Days	%
<b><u>2nd Class County</u></b>														
Allegheny	10,022	25.4	4,602	11.7	1,837	4.7	1,379	3.5	734	1.9	661	1.7	20,198	51.2
<b><u>2A Class Counties</u></b>														
Bucks	5,451	66.2	1,959	23.8	499	6.1	152	1.8	67	0.8	36	0.4	74	0.9
Delaware	11,023	20.3	9,689	17.9	6,587	12.1	3,569	6.6	3,448	6.4	3,269	6.0	16,640	30.7
Lancaster	7,875	52.1	3,261	21.6	1,476	9.8	937	6.2	608	4.0	150	1.0	813	5.4
Montgomery	8,566	31.4	3,799	13.9	1,885	6.9	986	3.6	853	3.1	639	2.3	10,593	38.8
<b><u>3rd Class Counties</u></b>														
Berks	4,373	61.1	1,121	15.7	478	6.7	484	6.8	349	4.9	132	1.8	223	3.1
Chester	6,211	78.4	1,220	15.4	314	4.0	84	1.1	34	0.4	8	0.1	49	0.6
Cumberland	2,001	75.3	389	14.6	115	4.3	42	1.6	20	0.8	23	0.9	66	2.5
Dauphin	5,620	24.3	2,393	10.4	1,274	5.5	1,338	5.8	996	4.3	447	1.9	11,036	47.8
Erie	2,975	64.9	857	18.7	330	7.2	152	3.3	37	0.8	35	0.8	197	4.3
Lackawanna	2,857	12.4	1,093	4.7	767	3.3	677	2.9	910	4.0	363	1.6	16,368	71.1
Lehigh	5,825	14.8	4,335	11.0	3,239	8.2	3,642	9.3	3,701	9.4	3,335	8.5	15,206	38.7
Luzerne	4,423	41.5	1,714	16.1	822	7.7	649	6.1	358	3.4	287	2.7	2,404	22.6
Northampton	4,829	35.2	2,951	21.5	1,439	10.5	1,276	9.3	823	6.0	458	3.3	1,928	14.1
Westmoreland	2,552	52.7	877	18.1	380	7.9	280	5.8	196	4.0	137	2.8	418	8.6
York	4,583	37.8	2,199	18.1	1,669	13.8	1,027	8.5	604	5.0	423	3.5	1,625	13.4
<b><u>4th Class Counties</u></b>														
Beaver	2,278	46.9	673	13.8	316	6.5	232	4.8	167	3.4	101	2.1	1,093	22.5
Butler	950	62.0	251	16.4	80	5.2	47	3.1	31	2.0	9	0.6	165	10.8
Cambria	663	83.3	99	12.4	12	1.5	0	--	3	0.4	1	0.1	18	2.3
Centre	560	84.6	87	13.1	7	1.1	1	0.2	1	0.2	0	--	6	0.9
Fayette	1,668	78.5	287	13.5	122	5.7	32	1.5	7	0.3	1	<0.1	7	0.3
Franklin	1,238	79.4	188	12.1	72	4.6	30	1.9	13	0.8	7	0.4	11	0.7
Monroe	2,534	73.5	417	12.1	105	3.0	66	1.9	16	0.5	11	0.3	300	8.7
Schuylkill	1,929	60.9	384	12.1	129	4.1	113	3.6	70	2.2	90	2.8	453	14.3
Washington	2,391	57.1	708	16.9	200	4.8	185	4.4	61	1.5	33	0.8	608	14.5
<b><u>5th Class Counties</u></b>														
Adams	576	73.6	116	14.8	37	4.7	35	4.5	5	0.6	2	0.3	12	1.5
Blair	667	79.3	130	15.5	26	3.1	9	1.1	3	0.4	0	--	6	0.7
Lawrence	580	56.6	163	15.9	110	10.7	45	4.4	42	4.1	35	3.4	50	4.9
Lebanon	1,531	62.6	249	10.2	279	11.4	253	10.3	38	1.6	29	1.2	67	2.7
Lycoming	453	83.6	61	11.3	10	1.8	5	0.9	2	0.4	2	0.4	9	1.7
Mercer	385	90.4	22	5.2	3	0.7	3	0.7	0	--	4	0.9	9	2.1
Northumberland	788	66.8	207	17.5	38	3.2	18	1.5	13	1.1	10	0.8	106	9.0

Magisterial District Judge - 2023 Age of Pending Traffic

	0-60 Days	%	61-120 Days	%	121-180 Days	%	181-240 Days	%	241-300 Days	%	301-360 Days	%	Over 360 Days	%
<b><u>6th Class Counties</u></b>														
Armstrong	486	69.9	132	19.0	63	9.1	3	0.4	9	1.3	1	0.1	1	0.1
Bedford	874	83.1	111	10.6	12	1.1	10	1.0	7	0.7	14	1.3	24	2.3
Bradford	522	74.9	52	7.5	57	8.2	28	4.0	21	3.0	2	0.3	15	2.2
Carbon	1,541	71.5	326	15.1	230	10.7	26	1.2	7	0.3	11	0.5	15	0.7
Clarion	742	80.7	145	15.8	8	0.9	15	1.6	4	0.4	0	--	5	0.5
Clearfield	447	74.1	70	11.6	22	3.6	15	2.5	4	0.7	3	0.5	42	7.0
Clinton	282	94.3	9	3.0	0	--	1	0.3	1	0.3	2	0.7	4	1.3
Columbia	813	74.5	222	20.3	24	2.2	10	0.9	7	0.6	7	0.6	8	0.7
Crawford	568	87.0	55	8.4	12	1.8	3	0.5	1	0.2	0	--	14	2.1
Elk	144	94.7	4	2.6	2	1.3	1	0.7	0	--	0	--	1	0.7
Greene	351	39.5	150	16.9	49	5.5	48	5.4	19	2.1	36	4.1	235	26.5
Huntingdon	355	93.9	20	5.3	0	--	2	0.5	0	--	0	--	1	0.3
Indiana	422	84.2	51	10.2	1	0.2	6	1.2	4	0.8	7	1.4	10	2.0
Jefferson	334	82.9	54	13.4	8	2.0	3	0.7	1	0.2	0	--	3	0.7
McKean	458	47.6	178	18.5	101	10.5	22	2.3	21	2.2	9	0.9	173	18.0
Mifflin	170	89.0	16	8.4	1	0.5	0	--	0	--	1	0.5	3	1.6
Perry	211	93.4	7	3.1	0	--	2	0.9	0	--	0	--	6	2.7
Pike	375	73.7	51	10.0	15	2.9	9	1.8	8	1.6	0	--	51	10.0
Somerset	745	84.3	103	11.7	7	0.8	18	2.0	5	0.6	0	--	6	0.7
Susquehanna	756	70.9	227	21.3	61	5.7	5	0.5	1	0.1	4	0.4	13	1.2
Tioga	299	67.8	42	9.5	20	4.5	21	4.8	7	1.6	7	1.6	45	10.2
Venango	231	76.5	29	9.6	12	4.0	25	8.3	0	--	1	0.3	4	1.3
Warren	285	81.7	32	9.2	10	2.9	11	3.2	0	--	0	--	11	3.2
Wayne	366	66.9	60	11.0	17	3.1	41	7.5	21	3.8	6	1.1	36	6.6
<b><u>7th Class Counties</u></b>														
Juniata	88	59.9	10	6.8	14	9.5	12	8.2	3	2.0	1	0.7	19	12.9
Snyder	210	82.4	42	16.5	2	0.8	0	--	0	--	0	--	1	0.4
Union	314	83.3	39	10.3	14	3.7	1	0.3	6	1.6	2	0.5	1	0.3
Wyoming	276	39.8	58	8.4	35	5.1	34	4.9	25	3.6	13	1.9	252	36.4
<b><u>8th Class Counties</u></b>														
Cameron	35	89.7	1	2.6	3	7.7	0	--	0	--	0	--	0	--
Forest	87	86.1	6	5.9	3	3.0	0	--	0	--	2	2.0	3	3.0
Fulton	200	85.8	15	6.4	1	0.4	4	1.7	2	0.9	0	--	11	4.7
Montour	119	27.7	12	2.8	3	0.7	17	4.0	27	6.3	14	3.3	238	55.3
Potter	129	77.7	22	13.3	9	5.4	1	0.6	0	--	0	--	5	3.0
Sullivan	46	92.0	2	4.0	1	2.0	0	--	0	--	1	2.0	0	--

## 2023 Magisterial District Judge State Totals Non-Traffic

Cases Pending 1/1/23	64,940	Age of Pending Cases		
New Cases Filed	219,436	<b>0-60 Days</b>	23,054	36.6%
Active Warrant Status Change	37,131	<b>61-120 Days</b>	10,923	17.3%
Closed Case Status Change	22	<b>121-180 Days</b>	5,064	8.0%
<b>Cases Available for Processing</b>	<b>321,529</b>	<b>181-240 Days</b>	3,062	4.9%
		<b>241-300 Days</b>	2,162	3.4%
<b>Cases Processed and Inactive</b>	<b>258,537</b>	<b>301-360 Days</b>	1,397	2.2%
		<b>Over 360 Days</b>	17,330	27.5%
<b>Cases Pending 12/31/23</b>	<b>62,992</b>	<b>Total</b>	<b>62,992</b>	



\* Trial Guilty                    34,268     (74.0%)  
 Trial Not Guilty                12,048     (26.0%)

For the most recent data, visit the AOPC website at <http://www.pacourts.us/news-and-statistics/research-and-statistics/dashboard-table-of-contents/magisterial-district-courts-statewide-dashboard>

Magisterial District Judge - 2023 Non-Traffic Available for Processing

	Cases Pending 1/1/23	New Cases Filed	Active Warrant Status Change	Closed Case Status Change	Cases Available for Processing	Cases Processed	Cases Pending 12/31/23
<b><u>2nd Class County</u></b>							
Allegheny	11,980	23,333	2,135	0	37,448	26,730	10,718
<b><u>2A Class Counties</u></b>							
Bucks	1,397	7,905	940	0	10,242	8,740	1,502
Delaware	11,714	13,838	5,746	0	31,298	20,689	10,609
Lancaster	1,460	7,458	1,330	2	10,250	9,030	1,220
Montgomery	4,125	10,958	8,500	0	23,583	19,895	3,688
<b><u>3rd Class Counties</u></b>							
Berks	1,093	7,142	1,549	0	9,784	8,456	1,328
Chester	1,566	7,430	554	0	9,550	8,047	1,503
Cumberland	731	3,905	469	0	5,105	4,250	855
Dauphin	3,608	8,089	2,113	1	13,811	10,133	3,678
Erie	1,859	9,199	841	0	11,899	9,801	2,098
Lackawanna	2,098	4,272	326	0	6,696	4,615	2,081
Lehigh	1,416	5,496	1,278	0	8,190	6,931	1,259
Luzerne	3,068	10,257	1,601	0	14,926	11,783	3,143
Northampton	918	4,846	461	3	6,228	5,120	1,108
Westmoreland	1,193	4,885	977	0	7,055	5,837	1,218
York	1,480	8,013	601	0	10,094	8,539	1,555
<b><u>4th Class Counties</u></b>							
Beaver	1,119	3,425	359	0	4,903	3,793	1,110
Butler	396	2,483	68	0	2,947	2,461	486
Cambria	368	2,276	120	0	2,764	2,416	348
Centre	517	2,922	117	0	3,556	3,036	520
Fayette	815	4,500	582	0	5,897	5,117	780
Franklin	551	2,700	260	5	3,516	3,042	474
Monroe	815	3,566	633	5	5,019	4,114	905
Schuylkill	686	4,068	741	0	5,495	4,611	884
Washington	1,701	6,731	568	0	9,000	7,398	1,602
<b><u>5th Class Counties</u></b>							
Adams	197	1,445	93	0	1,735	1,512	223
Blair	608	3,066	285	0	3,959	3,300	659
Lawrence	242	1,477	181	0	1,900	1,673	227
Lebanon	492	2,192	423	0	3,107	2,695	412
Lycoming	274	2,083	122	0	2,479	2,136	343
Mercer	182	1,555	116	2	1,855	1,668	187
Northumberland	607	3,076	444	0	4,127	3,369	758

Magisterial District Judge - 2023 Non-Traffic Available for Processing

	Cases Pending 1/1/23	New Cases Filed	Active Warrant Status Change	Closed Case Status Change	Cases Available for Processing	Cases Processed	Cases Pending 12/31/23
<b><u>6th Class Counties</u></b>							
Armstrong	267	1,683	113	0	2,063	1,744	319
Bedford	120	931	127	0	1,178	1,019	159
Bradford	147	1,091	69	0	1,307	1,121	186
Carbon	331	2,177	287	1	2,796	2,471	325
Clarion	108	907	37	0	1,052	964	88
Clearfield	335	1,217	80	0	1,632	1,406	226
Clinton	129	887	38	0	1,054	943	111
Columbia	176	1,592	185	0	1,953	1,724	229
Crawford	300	1,962	87	0	2,349	2,063	286
Elk	25	535	21	0	581	447	134
Greene	357	1,121	122	0	1,600	1,118	482
Huntingdon	90	739	19	0	848	783	65
Indiana	195	1,670	109	0	1,974	1,745	229
Jefferson	113	749	23	0	885	765	120
McKean	306	1,293	48	0	1,647	1,338	309
Mifflin	111	1,060	63	0	1,234	1,104	130
Perry	644	3,819	480	0	4,943	4,803	140
Pike	178	1,255	74	0	1,507	1,266	241
Somerset	212	1,415	17	0	1,644	1,431	213
Susquehanna	157	780	32	0	969	815	154
Tioga	90	695	31	0	816	697	119
Venango	144	906	57	0	1,107	955	152
Warren	114	781	37	3	935	819	116
Wayne	184	1,012	44	0	1,240	1,067	173
<b><u>7th Class Counties</u></b>							
Juniata	207	1,164	151	0	1,522	1,332	190
Snyder	41	549	112	0	702	644	58
Union	184	1,164	21	0	1,369	1,207	162
Wyoming	63	439	17	0	519	469	50
<b><u>8th Class Counties</u></b>							
Cameron	14	114	4	0	132	113	19
Forest	33	158	2	0	193	147	46
Fulton	76	279	7	0	362	310	52
Montour	157	267	60	0	484	295	189
Potter	31	302	19	0	352	324	28
Sullivan	25	132	5	0	162	151	11



Magisterial District Judge - 2023 Non-Traffic Processed and Inactive

	Guilty Plea	% Dismissed		%	Pre- Dispositional Warrant	%	Trial Guilty	%	Withdrawn	%	Trial Not Guilty	
<b><u>2nd Class County</u></b>												
Allegheny	8,296	31.0	6,382	23.9	4,244	15.9	3,889	14.5	2,241	8.4	1,248	
<b><u>2A Class Counties</u></b>												
Bucks	3,134	35.9	1,463	16.7	1,163	13.3	1,252	14.3	1,133	13.0	462	
Delaware	3,512	17.0	2,735	13.2	3,060	14.8	3,200	15.5	6,497	31.4	941	
Lancaster	3,988	44.2	1,479	16.4	1,419	15.7	1,066	11.8	622	6.9	372	
Montgomery	3,834	19.3	7,801	39.2	2,981	15.0	1,883	9.5	2,748	13.8	290	
<b><u>3rd Class Counties</u></b>												
Berks	2,371	28.0	1,781	21.1	1,440	17.0	1,268	15.0	645	7.6	805	
Chester	4,226	52.5	1,099	13.7	790	9.8	739	9.2	756	9.4	353	
Cumberland	2,276	53.6	602	14.2	477	11.2	403	9.5	212	5.0	96	
Dauphin	3,752	37.0	1,126	11.1	2,783	27.5	994	9.8	752	7.4	307	
Erie	3,266	33.3	1,825	18.6	976	10.0	2,402	24.5	904	9.2	311	
Lackawanna	1,258	27.3	1,179	25.5	1,014	22.0	474	10.3	433	9.4	208	
Lehigh	1,955	28.2	2,021	29.2	1,011	14.6	1,165	16.8	511	7.4	234	
Luzerne	3,479	29.5	2,133	18.1	2,308	19.6	1,335	11.3	1,354	11.5	786	
Northampton	2,194	42.9	555	10.8	769	15.0	737	14.4	480	9.4	187	
Westmoreland	1,817	31.1	1,435	24.6	651	11.2	672	11.5	872	14.9	280	
York	5,423	63.5	556	6.5	804	9.4	1,066	12.5	297	3.5	305	
<b><u>4th Class Counties</u></b>												
Beaver	1,132	29.8	867	22.9	511	13.5	683	18.0	370	9.8	174	
Butler	1,079	43.8	566	23.0	107	4.3	424	17.2	83	3.4	180	
Cambria	1,403	58.1	315	13.0	247	10.2	237	9.8	137	5.7	55	
Centre	1,232	40.6	1,240	40.8	162	5.3	208	6.9	110	3.6	75	
Fayette	1,805	35.3	1,343	26.2	574	11.2	776	15.2	401	7.8	88	
Franklin	1,696	55.8	592	19.5	221	7.3	301	9.9	110	3.6	57	
Monroe	1,671	40.6	424	10.3	594	14.4	269	6.5	813	19.8	277	
Schuylkill	1,601	34.7	310	6.7	908	19.7	690	15.0	574	12.4	446	
Washington	1,960	26.5	1,044	14.1	942	12.7	1,278	17.3	1,398	18.9	675	
<b><u>5th Class Counties</u></b>												
Adams	970	64.2	134	8.9	67	4.4	157	10.4	125	8.3	58	
Blair	1,217	36.9	298	9.0	365	11.1	504	15.3	631	19.1	155	
Lawrence	549	32.8	149	8.9	264	15.8	331	19.8	256	15.3	100	
Lebanon	1,344	49.9	276	10.2	303	11.2	330	12.2	223	8.3	190	
Lycoming	1,140	53.4	108	5.1	191	8.9	305	14.3	188	8.8	187	
Mercer	986	59.1	97	5.8	129	7.7	178	10.7	180	10.8	67	
Northumberland	1,353	40.2	209	6.2	755	22.4	403	12.0	424	12.6	132	

Magisterial District Judge - 2023 Non-Traffic Processed and Inactive

	%	Diversionary Disposition	% Uncategorized		%	Post- Dispositional Other	%	Pre-Dispositional Other	%	Cases Processed
<b><u>2nd Class County</u></b>										
Allegheny	4.7	0	--	9	<0.1	421	1.6	0	--	26,730
<b><u>2A Class Counties</u></b>										
Bucks	5.3	18	0.2	33	0.4	82	0.9	0	--	8,740
Delaware	4.5	0	--	289	1.4	455	2.2	0	--	20,689
Lancaster	4.1	0	--	49	0.5	35	0.4	0	--	9,030
Montgomery	1.5	9	<0.1	122	0.6	227	1.1	0	--	19,895
<b><u>3rd Class Counties</u></b>										
Berks	9.5	62	0.7	49	0.6	35	0.4	0	--	8,456
Chester	4.4	0	--	72	0.9	12	0.1	0	--	8,047
Cumberland	2.3	2	<0.1	172	4.0	10	0.2	0	--	4,250
Dauphin	3.0	124	1.2	125	1.2	170	1.7	0	--	10,133
Erie	3.2	59	0.6	39	0.4	19	0.2	0	--	9,801
Lackawanna	4.5	2	<0.1	25	0.5	22	0.5	0	--	4,615
Lehigh	3.4	5	0.1	2	<0.1	27	0.4	0	--	6,931
Luzerne	6.7	0	--	95	0.8	293	2.5	0	--	11,783
Northampton	3.7	144	2.8	38	0.7	16	0.3	0	--	5,120
Westmoreland	4.8	9	0.2	69	1.2	32	0.5	0	--	5,837
York	3.6	25	0.3	23	0.3	40	0.5	0	--	8,539
<b><u>4th Class Counties</u></b>										
Beaver	4.6	0	--	8	0.2	48	1.3	0	--	3,793
Butler	7.3	0	--	5	0.2	17	0.7	0	--	2,461
Cambria	2.3	0	--	14	0.6	8	0.3	0	--	2,416
Centre	2.5	3	0.1	6	0.2	0	--	0	--	3,036
Fayette	1.7	0	--	64	1.3	66	1.3	0	--	5,117
Franklin	1.9	27	0.9	37	1.2	1	<0.1	0	--	3,042
Monroe	6.7	38	0.9	18	0.4	10	0.2	0	--	4,114
Schuylkill	9.7	3	0.1	23	0.5	56	1.2	0	--	4,611
Washington	9.1	14	0.2	33	0.4	54	0.7	0	--	7,398
<b><u>5th Class Counties</u></b>										
Adams	3.8	0	--	0	--	1	0.1	0	--	1,512
Blair	4.7	10	0.3	45	1.4	75	2.3	0	--	3,300
Lawrence	6.0	0	--	18	1.1	6	0.4	0	--	1,673
Lebanon	7.1	2	0.1	5	0.2	22	0.8	0	--	2,695
Lycoming	8.8	1	<0.1	7	0.3	9	0.4	0	--	2,136
Mercer	4.0	10	0.6	13	0.8	8	0.5	0	--	1,668
Northumberland	3.9	6	0.2	39	1.2	48	1.4	0	--	3,369

Magisterial District Judge - 2023 Non-Traffic Processed and Inactive

	Guilty Plea	% Dismissed	%	Pre- Dispositional Warrant	%	Trial Guilty	%	Withdrawn	%	Trial Not Guilty	
<b><u>6th Class Counties</u></b>											
Armstrong	590	33.8	211	12.1	180	10.3	343	19.7	137	7.9	225
Bedford	532	52.2	21	2.1	60	5.9	145	14.2	173	17.0	81
Bradford	663	59.1	115	10.3	84	7.5	146	13.0	83	7.4	23
Carbon	1,097	44.4	345	14.0	304	12.3	296	12.0	246	10.0	159
Clarion	603	62.6	68	7.1	60	6.2	96	10.0	60	6.2	54
Clearfield	825	58.7	167	11.9	118	8.4	148	10.5	61	4.3	73
Clinton	506	53.7	54	5.7	66	7.0	116	12.3	85	9.0	110
Columbia	945	54.8	98	5.7	144	8.4	188	10.9	288	16.7	48
Crawford	1,120	54.3	110	5.3	142	6.9	450	21.8	174	8.4	59
Elk	329	73.6	0	--	22	4.9	68	15.2	13	2.9	15
Greene	259	23.2	202	18.1	89	8.0	418	37.4	123	11.0	20
Huntingdon	497	63.5	47	6.0	48	6.1	85	10.9	49	6.3	42
Indiana	941	53.9	205	11.7	146	8.4	152	8.7	119	6.8	59
Jefferson	460	60.1	30	3.9	20	2.6	118	15.4	56	7.3	80
McKean	809	60.5	39	2.9	54	4.0	169	12.6	113	8.4	78
Mifflin	622	56.3	29	2.6	77	7.0	166	15.0	82	7.4	77
Perry	2,963	61.7	429	8.9	1,053	21.9	185	3.9	115	2.4	28
Pike	559	44.2	275	21.7	66	5.2	166	13.1	93	7.3	98
Somerset	733	51.2	25	1.7	100	7.0	199	13.9	101	7.1	191
Susquehanna	319	39.1	137	16.8	56	6.9	122	15.0	73	9.0	104
Tioga	387	55.5	145	20.8	35	5.0	47	6.7	53	7.6	30
Venango	438	45.9	80	8.4	116	12.1	156	16.3	101	10.6	31
Warren	494	60.3	24	2.9	50	6.1	87	10.6	64	7.8	18
Wayne	605	56.7	121	11.3	51	4.8	140	13.1	91	8.5	41
<b><u>7th Class Counties</u></b>											
Juniata	872	65.5	171	12.8	157	11.8	43	3.2	70	5.3	17
Snyder	369	57.3	120	18.6	25	3.9	83	12.9	28	4.3	14
Union	743	61.6	104	8.6	83	6.9	72	6.0	161	13.3	33
Wyoming	238	50.7	55	11.7	21	4.5	60	12.8	53	11.3	41
<b><u>8th Class Counties</u></b>											
Cameron	55	48.7	15	13.3	2	1.8	19	16.8	4	3.5	18
Forest	116	78.9	1	0.7	4	2.7	12	8.2	6	4.1	7
Fulton	182	58.7	34	11.0	16	5.2	27	8.7	7	2.3	18
Montour	142	48.1	16	5.4	11	3.7	62	21.0	19	6.4	40
Potter	189	58.3	6	1.9	40	12.3	52	16.0	28	8.6	6
Sullivan	110	72.8	4	2.6	11	7.3	13	8.6	3	2.0	9

Magisterial District Judge - 2023 Non-Traffic Processed and Inactive

	%	Diversionary Disposition	%	Uncategorized	%	Post- Dispositional Other	%	Pre-Dispositional Other	%	Cases Processed
<b><u>6th Class Counties</u></b>										
Armstrong	12.9	3	0.2	42	2.4	13	0.7	0	--	1,744
Bedford	7.9	0	--	6	0.6	1	0.1	0	--	1,019
Bradford	2.1	0	--	4	0.4	3	0.3	0	--	1,121
Carbon	6.4	10	0.4	8	0.3	6	0.2	0	--	2,471
Clarion	5.6	0	--	21	2.2	2	0.2	0	--	964
Clearfield	5.2	1	0.1	8	0.6	5	0.4	0	--	1,406
Clinton	11.7	6	0.6	0	--	0	--	0	--	943
Columbia	2.8	3	0.2	2	0.1	8	0.5	0	--	1,724
Crawford	2.9	0	--	6	0.3	2	0.1	0	--	2,063
Elk	3.4	0	--	0	--	0	--	0	--	447
Greene	1.8	0	--	4	0.4	3	0.3	0	--	1,118
Huntingdon	5.4	0	--	13	1.7	2	0.3	0	--	783
Indiana	3.4	102	5.8	14	0.8	7	0.4	0	--	1,745
Jefferson	10.5	0	--	0	--	1	0.1	0	--	765
McKean	5.8	1	0.1	74	5.5	1	0.1	0	--	1,338
Mifflin	7.0	40	3.6	4	0.4	7	0.6	0	--	1,104
Perry	0.6	0	--	4	0.1	26	0.5	0	--	4,803
Pike	7.7	0	--	8	0.6	1	0.1	0	--	1,266
Somerset	13.3	0	--	74	5.2	8	0.6	0	--	1,431
Susquehanna	12.8	1	0.1	2	0.2	1	0.1	0	--	815
Tioga	4.3	0	--	0	--	0	--	0	--	697
Venango	3.2	29	3.0	2	0.2	2	0.2	0	--	955
Warren	2.2	74	9.0	3	0.4	5	0.6	0	--	819
Wayne	3.8	0	--	14	1.3	4	0.4	0	--	1,067
<b><u>7th Class Counties</u></b>										
Juniata	1.3	0	--	0	--	2	0.2	0	--	1,332
Snyder	2.2	0	--	2	0.3	3	0.5	0	--	644
Union	2.7	0	--	9	0.7	2	0.2	0	--	1,207
Wyoming	8.7	0	--	1	0.2	0	--	0	--	469
<b><u>8th Class Counties</u></b>										
Cameron	15.9	0	--	0	--	0	--	0	--	113
Forest	4.8	1	0.7	0	--	0	--	0	--	147
Fulton	5.8	15	4.8	5	1.6	6	1.9	0	--	310
Montour	13.6	0	--	1	0.3	4	1.4	0	--	295
Potter	1.9	2	0.6	1	0.3	0	--	0	--	324
Sullivan	6.0	0	--	0	--	1	0.7	0	--	151

Magisterial District Judge - 2023 Age of Pending Non-Traffic

	0-60 Days	%	61-120 Days	%	121-180 Days	%	181-240 Days	%	241-300 Days	%	301-360 Days	%	Over 360 Days	%
<b><u>2nd Class County</u></b>														
Allegheny	2,777	25.9	1,744	16.3	884	8.2	468	4.4	324	3.0	160	1.5	4,361	40.7
<b><u>2A Class Counties</u></b>														
Bucks	895	59.6	355	23.6	127	8.5	49	3.3	26	1.7	17	1.1	33	2.2
Delaware	1,605	15.1	1,070	10.1	929	8.8	737	6.9	683	6.4	520	4.9	5,065	47.7
Lancaster	735	60.2	223	18.3	81	6.6	42	3.4	17	1.4	18	1.5	104	8.5
Montgomery	1,247	33.8	558	15.1	259	7.0	204	5.5	138	3.7	73	2.0	1,209	32.8
<b><u>3rd Class Counties</u></b>														
Berks	858	64.6	242	18.2	92	6.9	36	2.7	33	2.5	9	0.7	58	4.4
Chester	827	55.0	409	27.2	137	9.1	38	2.5	26	1.7	22	1.5	44	2.9
Cumberland	455	53.2	200	23.4	73	8.5	42	4.9	12	1.4	14	1.6	59	6.9
Dauphin	853	23.2	481	13.1	289	7.9	181	4.9	142	3.9	78	2.1	1,654	45.0
Erie	1,286	61.3	370	17.6	143	6.8	81	3.9	40	1.9	35	1.7	143	6.8
Lackawanna	430	20.7	343	16.5	94	4.5	101	4.9	59	2.8	20	1.0	1,034	49.7
Lehigh	583	46.3	244	19.4	99	7.9	72	5.7	37	2.9	29	2.3	195	15.5
Luzerne	946	30.1	529	16.8	335	10.7	220	7.0	110	3.5	73	2.3	930	29.6
Northampton	473	42.7	254	22.9	143	12.9	68	6.1	27	2.4	23	2.1	120	10.8
Westmoreland	421	34.6	278	22.8	130	10.7	66	5.4	56	4.6	17	1.4	250	20.5
York	778	50.0	303	19.5	168	10.8	85	5.5	43	2.8	25	1.6	153	9.8
<b><u>4th Class Counties</u></b>														
Beaver	389	35.0	161	14.5	67	6.0	36	3.2	40	3.6	15	1.4	402	36.2
Butler	287	59.1	113	23.3	33	6.8	10	2.1	5	1.0	4	0.8	34	7.0
Cambria	195	56.0	69	19.8	16	4.6	19	5.5	15	4.3	2	0.6	32	9.2
Centre	271	52.1	199	38.3	16	3.1	6	1.2	5	1.0	1	0.2	22	4.2
Fayette	514	65.9	183	23.5	44	5.6	10	1.3	5	0.6	9	1.2	15	1.9
Franklin	298	62.9	78	16.5	22	4.6	21	4.4	9	1.9	7	1.5	39	8.2
Monroe	376	41.5	214	23.6	70	7.7	37	4.1	8	0.9	32	3.5	168	18.6
Schuylkill	451	51.0	164	18.6	86	9.7	25	2.8	47	5.3	37	4.2	74	8.4
Washington	691	43.1	438	27.3	192	12.0	72	4.5	46	2.9	25	1.6	138	8.6
<b><u>5th Class Counties</u></b>														
Adams	109	48.9	91	40.8	5	2.2	4	1.8	5	2.2	0	--	9	4.0
Blair	391	59.3	144	21.9	39	5.9	17	2.6	17	2.6	20	3.0	31	4.7
Lawrence	121	53.3	61	26.9	9	4.0	14	6.2	0	--	4	1.8	18	7.9
Lebanon	161	39.1	68	16.5	20	4.9	65	15.8	22	5.3	7	1.7	69	16.7
Lycoming	214	62.4	61	17.8	30	8.7	8	2.3	4	1.2	1	0.3	25	7.3
Mercer	119	63.6	20	10.7	8	4.3	3	1.6	19	10.2	3	1.6	15	8.0
Northumberland	283	37.3	153	20.2	85	11.2	31	4.1	18	2.4	8	1.1	180	23.7

Magisterial District Judge - 2023 Age of Pending Non-Traffic

	0-60 Days	%	61-120 Days	%	121-180 Days	%	181-240 Days	%	241-300 Days	%	301-360 Days	%	Over 360 Days	%
<b><u>6th Class Counties</u></b>														
Armstrong	196	61.4	85	26.6	17	5.3	16	5.0	1	0.3	1	0.3	3	0.9
Bedford	107	67.3	22	13.8	10	6.3	10	6.3	0	--	3	1.9	7	4.4
Bradford	82	44.1	48	25.8	19	10.2	14	7.5	12	6.5	4	2.2	7	3.8
Carbon	201	61.8	42	12.9	47	14.5	7	2.2	9	2.8	4	1.2	15	4.6
Clarion	63	71.6	15	17.0	8	9.1	1	1.1	0	--	0	--	1	1.1
Clearfield	98	43.4	40	17.7	16	7.1	13	5.8	6	2.7	11	4.9	42	18.6
Clinton	88	79.3	19	17.1	0	--	0	--	1	0.9	1	0.9	2	1.8
Columbia	135	59.0	58	25.3	8	3.5	12	5.2	8	3.5	1	0.4	7	3.1
Crawford	202	70.6	43	15.0	12	4.2	6	2.1	3	1.0	2	0.7	18	6.3
Elk	47	35.1	83	61.9	2	1.5	1	0.7	0	--	0	--	1	0.7
Greene	180	37.3	80	16.6	43	8.9	23	4.8	35	7.3	15	3.1	106	22.0
Huntingdon	51	78.5	13	20.0	0	--	0	--	0	--	0	--	1	1.5
Indiana	159	69.4	43	18.8	11	4.8	5	2.2	2	0.9	0	--	9	3.9
Jefferson	88	73.3	17	14.2	11	9.2	0	--	1	0.8	0	--	3	2.5
McKean	113	36.6	56	18.1	21	6.8	9	2.9	5	1.6	9	2.9	96	31.1
Mifflin	107	82.3	16	12.3	3	2.3	1	0.8	1	0.8	0	--	2	1.5
Perry	70	50.0	59	42.1	1	0.7	0	--	6	4.3	0	--	4	2.9
Pike	109	45.2	43	17.8	31	12.9	13	5.4	7	2.9	7	2.9	31	12.9
Somerset	156	73.2	23	10.8	7	3.3	2	0.9	1	0.5	3	1.4	21	9.9
Susquehanna	84	54.5	37	24.0	7	4.5	7	4.5	3	1.9	0	--	16	10.4
Tioga	65	54.6	30	25.2	6	5.0	6	5.0	1	0.8	3	2.5	8	6.7
Venango	97	63.8	19	12.5	10	6.6	11	7.2	0	--	4	2.6	11	7.2
Warren	88	75.9	13	11.2	4	3.4	1	0.9	1	0.9	2	1.7	7	6.0
Wayne	83	48.0	21	12.1	15	8.7	16	9.2	7	4.0	4	2.3	27	15.6
<b><u>7th Class Counties</u></b>														
Juniata	58	30.5	97	51.1	4	2.1	0	--	4	2.1	1	0.5	26	13.7
Snyder	46	79.3	9	15.5	1	1.7	0	--	0	--	0	--	2	3.4
Union	94	58.0	38	23.5	11	6.8	10	6.2	2	1.2	4	2.5	3	1.9
Wyoming	29	58.0	7	14.0	5	10.0	2	4.0	1	2.0	0	--	6	12.0
<b><u>8th Class Counties</u></b>														
Cameron	14	73.7	4	21.1	0	--	0	--	0	--	0	--	1	5.3
Forest	18	39.1	3	6.5	4	8.7	1	2.2	1	2.2	1	2.2	18	39.1
Fulton	17	32.7	11	21.2	5	9.6	2	3.8	0	--	1	1.9	16	30.8
Montour	35	18.5	9	4.8	0	--	4	2.1	5	2.6	8	4.2	128	67.7
Potter	25	89.3	0	--	0	--	1	3.6	0	--	0	--	2	7.1
Sullivan	10	90.9	0	--	0	--	0	--	1	9.1	0	--	0	--

## 2023 Magisterial District Judge State Totals Arrest Warrants

	Criminal	Private Summary Complaints	Private Criminal Complaints	Traffic	Non-Traffic
<b><u>Pre-Dispositional Arrest Warrants</u></b>					
Pending from Prior Period	32,422	42,153	5,152	714,669	233,035
Issued	52,990	5,167	365	407,532	61,452
<b>Total Warrants</b>	<b>85,412</b>	<b>47,320</b>	<b>5,517</b>	<b>1,122,201</b>	<b>294,487</b>
Returned Served	42,456	1,766	184	148,447	22,194
Cancelled	10,395	6,215	302	224,077	43,661
<b>Total Removed from Inventory</b>	<b>52,851</b>	<b>7,981</b>	<b>486</b>	<b>372,524</b>	<b>65,855</b>
Pending 0-30 Days	2,237	179	23	26,530	3,804
Pending 31-60 Days	1,523	210	25	20,292	3,772
Pending Over 60 Days	28,801	38,950	4,983	702,855	221,056
<b>Total Pending Warrants at Year End</b>	<b>32,561</b>	<b>39,339</b>	<b>5,031</b>	<b>749,677</b>	<b>228,632</b>
<b><u>Post-Dispositional Arrest Warrants</u></b>					
Pending from Prior Period	2,055	64,279	312	615,670	283,141
Issued	418	14,696	6	313,854	69,878
<b>Total Warrants</b>	<b>2,473</b>	<b>78,975</b>	<b>318</b>	<b>929,524</b>	<b>353,019</b>
Returned Served	133	6,015	7	143,011	30,313
Cancelled	371	6,523	12	131,148	34,709
<b>Total Removed from Inventory</b>	<b>504</b>	<b>12,538</b>	<b>19</b>	<b>274,159</b>	<b>65,022</b>
Pending 0-30 Days	3	749	0	17,808	3,894
Pending 31-60 Days	3	619	0	14,654	3,479
Pending Over 60 Days	1,963	65,069	299	622,903	280,624
<b>Total Pending Warrants at Year End</b>	<b>1,969</b>	<b>66,437</b>	<b>299</b>	<b>655,365</b>	<b>287,997</b>

Magisterial District Judge - 2023 Criminal Pre-Dispositional Arrest Warrants

	Pending from Prior Period	Issued	Total Warrants	Returned Served	Cancelled	Total Removed from Inventory	Pending:			Total Pending Warrants at Year End
							0-30 Days	31-60 Days	Over 60 Days	
<b><u>2nd Class County</u></b>										
Allegheny	3,224	11,183	14,407	8,339	2,668	11,007	510	327	2,563	3,400
<b><u>2A Class Counties</u></b>										
Bucks	1,158	1,930	3,088	1,715	150	1,865	81	66	1,076	1,223
Delaware	4,012	2,909	6,921	2,331	652	2,983	134	100	3,704	3,938
Lancaster	1,844	2,222	4,066	1,596	691	2,287	95	62	1,622	1,779
Montgomery	1,795	2,756	4,551	2,303	461	2,764	116	85	1,586	1,787
<b><u>3rd Class Counties</u></b>										
Berks	1,243	1,692	2,935	1,627	183	1,810	79	30	1,016	1,125
Chester	1,537	2,003	3,540	1,677	183	1,860	85	69	1,526	1,680
Cumberland	423	1,066	1,489	730	319	1,049	31	33	376	440
Dauphin	1,916	1,984	3,900	1,697	309	2,006	75	71	1,748	1,894
Erie	537	1,420	1,957	1,274	232	1,506	41	28	382	451
Lackawanna	1,344	1,577	2,921	1,336	266	1,602	80	52	1,187	1,319
Lehigh	1,831	1,590	3,421	1,357	142	1,499	81	50	1,791	1,922
Luzerne	1,280	1,243	2,523	1,032	298	1,330	40	34	1,119	1,193
Northampton	627	1,097	1,724	991	63	1,054	52	34	584	670
Westmoreland	1,004	2,006	3,010	1,721	281	2,002	94	56	858	1,008
York	1,066	1,775	2,841	1,169	612	1,781	89	45	926	1,060
<b><u>4th Class Counties</u></b>										
Beaver	790	872	1,662	781	134	915	50	16	681	747
Butler	209	530	739	389	138	527	18	16	178	212
Cambria	244	684	928	485	175	660	27	14	227	268
Centre	141	261	402	224	38	262	6	5	129	140
Fayette	400	1,008	1,408	971	64	1,035	36	25	312	373
Franklin	285	698	983	493	123	616	44	21	302	367
Monroe	755	877	1,632	672	226	898	32	21	681	734
Schuylkill	316	654	970	549	86	635	27	19	289	335
Washington	544	671	1,215	553	83	636	20	19	540	579
<b><u>5th Class Counties</u></b>										
Adams	183	204	387	97	102	199	16	6	166	188
Blair	239	822	1,061	714	109	823	25	17	196	238
Lawrence	193	385	578	336	24	360	12	20	186	218
Lebanon	247	257	504	173	83	256	9	13	226	248
Lycoming	200	686	886	641	42	683	23	13	167	203
Mercer	287	600	887	438	168	606	27	13	241	281
Northumberland	205	337	542	243	95	338	17	6	181	204



Magisterial District Judge - 2023 Criminal Pre-Dispositional Arrest Warrants

	Pending from Prior Period	Total Issued	Total Warrants	Returned Served	Cancelled	Total Removed from Inventory	Pending:			Total Pending Warrants at Year End
							0-30 Days	31-60 Days	Over 60 Days	
<b><u>6th Class Counties</u></b>										
Armstrong	169	335	504	257	61	318	12	14	160	186
Bedford	78	175	253	126	82	208	3	10	32	45
Bradford	162	258	420	197	93	290	11	7	112	130
Carbon	146	293	439	264	22	286	5	5	143	153
Clarion	30	142	172	73	66	139	4	3	26	33
Clearfield	234	184	418	134	60	194	3	2	219	224
Clinton	32	234	266	140	94	234	13	6	13	32
Columbia	85	263	348	212	56	268	9	3	68	80
Crawford	58	280	338	200	63	263	10	8	57	75
Elk	57	115	172	96	28	124	1	2	45	48
Greene	63	170	233	151	14	165	6	8	54	68
Huntingdon	26	120	146	98	18	116	2	7	21	30
Indiana	71	187	258	141	40	181	4	1	72	77
Jefferson	26	68	94	57	12	69	1	1	23	25
McKean	121	191	312	137	38	175	15	5	117	137
Mifflin	36	181	217	169	12	181	8	4	24	36
Perry	46	122	168	109	14	123	7	3	35	45
Pike	96	109	205	80	22	102	6	4	93	103
Somerset	70	193	263	191	20	211	3	3	46	52
Susquehanna	169	207	376	94	105	199	5	11	161	177
Tioga	75	139	214	80	47	127	7	5	75	87
Venango	87	231	318	193	27	220	8	7	83	98
Warren	97	147	244	114	55	169	2	4	69	75
Wayne	81	136	217	98	38	136	2	6	73	81
<b><u>7th Class Counties</u></b>										
Juniata	12	46	58	44	3	47	1	0	10	11
Snyder	34	83	117	67	6	73	5	4	35	44
Union	31	72	103	61	7	68	3	1	31	35
Wyoming	41	78	119	66	10	76	1	0	42	43
<b><u>8th Class Counties</u></b>										
Cameron	11	10	21	7	2	9	1	0	11	12
Forest	3	5	8	3	1	4	0	0	4	4
Fulton	22	53	75	35	14	49	4	2	20	26
Montour	31	82	113	56	36	92	2	0	19	21
Potter	22	53	75	26	23	49	1	1	24	26
Sullivan	21	29	50	26	6	32	0	0	18	18

Magisterial District Judge - 2023 Criminal Post-Dispositional Arrest Warrants

	Pending from Prior Period	Total Issued	Total Warrants	Returned Served	Cancelled	Total Removed from Inventory	Pending:			Total Pending Warrants at Year End
							0-30 Days	31-60 Days	Over 60 Days	
<b><u>2nd Class County</u></b>										
Allegheny	75	163	238	32	145	177	2	1	58	61
<b><u>2A Class Counties</u></b>										
Bucks	5	2	7	0	2	2	0	0	5	5
Delaware	61	6	67	2	6	8	0	0	59	59
Lancaster	128	12	140	2	8	10	0	1	129	130
Montgomery	248	6	254	1	18	19	0	0	235	235
<b><u>3rd Class Counties</u></b>										
Berks	22	8	30	7	5	12	0	0	18	18
Chester	310	5	315	3	4	7	0	0	308	308
Cumberland	8	8	16	1	6	7	0	0	9	9
Dauphin	323	15	338	4	14	18	0	0	320	320
Erie	27	20	47	7	14	21	0	0	26	26
Lackawanna	123	17	140	14	11	25	0	1	114	115
Lehigh	27	5	32	2	5	7	0	0	25	25
Luzerne	117	6	123	0	10	10	0	0	113	113
Northampton	37	8	45	3	5	8	0	0	37	37
Westmoreland	26	32	58	20	21	41	0	0	17	17
York	125	8	133	2	6	8	0	0	125	125
<b><u>4th Class Counties</u></b>										
Beaver	24	3	27	0	8	8	0	0	19	19
Butler	19	4	23	0	3	3	0	0	20	20
Cambria	0	4	4	2	2	4	0	0	0	0
Centre	0	0	0	0	0	0	0	0	0	0
Fayette	4	12	16	9	5	14	0	0	2	2
Franklin	3	0	3	1	0	1	0	0	2	2
Monroe	86	2	88	0	6	6	0	0	82	82
Schuylkill	1	2	3	1	2	3	0	0	0	0
Washington	38	0	38	0	1	1	0	0	37	37
<b><u>5th Class Counties</u></b>										
Adams	11	1	12	0	1	1	0	0	11	11
Blair	11	3	14	3	0	3	0	0	11	11
Lawrence	3	3	6	2	2	4	0	0	2	2
Lebanon	0	0	0	0	0	0	0	0	0	0
Lycoming	20	3	23	0	6	6	0	0	17	17
Mercer	9	6	15	1	10	11	0	0	4	4
Northumberland	36	1	37	0	2	2	0	0	35	35

Magisterial District Judge - 2023 Criminal Post-Dispositional Arrest Warrants

	Pending from Prior Period	Total Issued	Total Warrants	Returned Served	Cancelled	Total Removed from Inventory	Pending:			Total Pending Warrants at Year End
							0-30 Days	31-60 Days	Over 60 Days	
<b><u>6th Class Counties</u></b>										
Armstrong	6	6	12	2	5	7	0	0	5	5
Bedford	1	4	5	1	3	4	0	0	1	1
Bradford	2	4	6	1	2	3	1	0	2	3
Carbon	1	0	1	0	0	0	0	0	1	1
Clarion	3	0	3	0	1	1	0	0	2	2
Clearfield	25	0	25	0	0	0	0	0	25	25
Clinton	0	1	1	1	0	1	0	0	0	0
Columbia	1	0	1	0	0	0	0	0	1	1
Crawford	3	1	4	0	1	1	0	0	3	3
Elk	1	2	3	1	2	3	0	0	0	0
Greene	1	0	1	0	0	0	0	0	1	1
Huntingdon	0	0	0	0	0	0	0	0	0	0
Indiana	1	1	2	1	0	1	0	0	1	1
Jefferson	1	0	1	0	0	0	0	0	1	1
McKean	3	1	4	0	1	1	0	0	3	3
Mifflin	0	0	0	0	0	0	0	0	0	0
Perry	0	0	0	0	0	0	0	0	0	0
Pike	10	1	11	0	1	1	0	0	10	10
Somerset	2	1	3	1	0	1	0	0	2	2
Susquehanna	9	1	10	0	4	4	0	0	6	6
Tioga	5	4	9	1	2	3	0	0	6	6
Venango	23	5	28	0	5	5	0	0	23	23
Warren	2	9	11	5	5	10	0	0	1	1
Wayne	15	0	15	0	0	0	0	0	15	15
<b><u>7th Class Counties</u></b>										
Juniata	0	0	0	0	0	0	0	0	0	0
Snyder	3	1	4	0	0	0	0	0	4	4
Union	7	8	15	0	8	8	0	0	7	7
Wyoming	0	0	0	0	0	0	0	0	0	0
<b><u>8th Class Counties</u></b>										
Cameron	0	0	0	0	0	0	0	0	0	0
Forest	0	0	0	0	0	0	0	0	0	0
Fulton	2	0	2	0	0	0	0	0	2	2
Montour	0	0	0	0	0	0	0	0	0	0
Potter	0	1	1	0	1	1	0	0	0	0
Sullivan	1	2	3	0	2	2	0	0	1	1

Magisterial District Judge - 2023 Private Summary Complaints Pre-Dispositional Arrest Warrants

	Pending from Prior Period	Total Issued	Total Warrants	Returned Served	Cancelled	Total Removed from Inventory	Pending:			Total Pending Warrants at Year End
							0-30 Days	31-60 Days	Over 60 Days	
<b><u>2nd Class County</u></b>										
Allegheny	11,528	1,750	13,278	243	1,560	1,803	62	51	11,362	11,475
<b><u>2A Class Counties</u></b>										
Bucks	90	8	98	4	5	9	3	0	86	89
Delaware	1,861	10	1,871	2	73	75	0	0	1,796	1,796
Lancaster	180	128	308	70	42	112	5	4	187	196
Montgomery	1,151	31	1,182	4	33	37	2	0	1,143	1,145
<b><u>3rd Class Counties</u></b>										
Berks	616	156	772	64	26	90	5	0	677	682
Chester	10	0	10	0	2	2	0	0	8	8
Cumberland	446	58	504	0	78	78	0	5	421	426
Dauphin	8,137	74	8,211	25	100	125	3	9	8,074	8,086
Erie	924	58	982	27	130	157	0	4	821	825
Lackawanna	833	194	1,027	12	100	112	0	0	915	915
Lehigh	144	44	188	19	28	47	2	6	133	141
Luzerne	1,805	116	1,921	14	209	223	1	4	1,693	1,698
Northampton	52	12	64	10	8	18	1	0	45	46
Westmoreland	2,284	183	2,467	138	197	335	6	10	2,116	2,132
York	1,778	329	2,107	200	141	341	7	6	1,753	1,766
<b><u>4th Class Counties</u></b>										
Beaver	590	50	640	28	39	67	8	6	559	573
Butler	245	19	264	9	13	22	1	0	241	242
Cambria	43	23	66	8	12	20	0	0	46	46
Centre	0	2	2	1	1	2	0	0	0	0
Fayette	2,414	384	2,798	251	808	1,059	22	17	1,700	1,739
Franklin	256	78	334	37	176	213	2	17	102	121
Monroe	2,004	126	2,130	3	1,376	1,379	3	2	746	751
Schuylkill	85	8	93	1	28	29	0	1	63	64
Washington	453	20	473	6	20	26	2	1	444	447
<b><u>5th Class Counties</u></b>										
Adams	305	562	867	356	191	547	24	28	268	320
Blair	82	52	134	16	49	65	0	1	68	69
Lawrence	40	0	40	0	0	0	0	0	40	40
Lebanon	20	1	21	1	5	6	0	0	15	15
Lycoming	637	64	701	17	40	57	3	2	639	644
Mercer	240	134	374	17	78	95	0	15	264	279
Northumberland	413	50	463	18	91	109	2	2	350	354

Magisterial District Judge - 2023 Private Summary Complaints Pre-Dispositional Arrest Warrants

	Pending from Prior Period	Total Issued	Total Warrants	Returned Served	Cancelled	Total Removed from Inventory	Pending:			Total Pending Warrants at Year End
							0-30 Days	31-60 Days	Over 60 Days	
<b><u>6th Class Counties</u></b>										
Armstrong	17	6	23	6	5	11	0	0	12	12
Bedford	266	8	274	4	240	244	0	0	30	30
Bradford	30	20	50	4	17	21	2	2	25	29
Carbon	2	4	6	2	2	4	1	0	1	2
Clarion	123	9	132	0	9	9	0	0	123	123
Clearfield	523	5	528	3	7	10	0	0	518	518
Clinton	5	24	29	2	15	17	1	3	8	12
Columbia	14	23	37	4	15	19	0	0	18	18
Crawford	368	52	420	5	5	10	0	0	410	410
Elk	15	3	18	4	3	7	0	0	11	11
Greene	66	28	94	16	8	24	0	0	70	70
Huntingdon	5	5	10	3	0	3	1	0	6	7
Indiana	41	24	65	9	24	33	1	0	31	32
Jefferson	81	11	92	7	15	22	0	0	70	70
McKean	96	15	111	8	7	15	2	0	94	96
Mifflin	35	20	55	2	25	27	1	1	26	28
Perry	23	15	38	8	4	12	0	2	24	26
Pike	21	5	26	0	11	11	0	4	11	15
Somerset	38	12	50	7	1	8	1	0	41	42
Susquehanna	19	0	19	1	2	3	0	0	16	16
Tioga	7	8	15	2	4	6	2	0	7	9
Venango	40	92	132	45	28	73	1	7	51	59
Warren	53	21	74	4	16	20	0	0	54	54
Wayne	261	5	266	7	2	9	0	0	257	257
<b><u>7th Class Counties</u></b>										
Juniata	6	6	12	3	2	5	0	0	7	7
Snyder	72	5	77	4	65	69	0	0	8	8
Union	12	4	16	1	0	1	0	0	15	15
Wyoming	135	0	135	0	0	0	0	0	135	135
<b><u>8th Class Counties</u></b>										
Cameron	0	0	0	0	0	0	0	0	0	0
Forest	5	0	5	0	0	0	0	0	5	5
Fulton	10	2	12	2	0	2	0	0	10	10
Montour	95	10	105	1	24	25	2	0	78	80
Potter	0	1	1	1	0	1	0	0	0	0
Sullivan	3	0	3	0	0	0	0	0	3	3

Magisterial District Judge - 2023 Private Summary Complaints Post-Dispositional Arrest Warrants

	Pending from Prior Period	Issued	Total Warrants	Returned Served	Cancelled	Total Removed from Inventory	Pending:			Total Pending Warrants at Year End
							0-30 Days	31-60 Days	Over 60 Days	
<b><u>2nd Class County</u></b>										
Allegheny	16,841	3,614	20,455	906	1,423	2,329	218	166	17,742	18,126
<b><u>2A Class Counties</u></b>										
Bucks	360	2	362	1	1	2	0	1	359	360
Delaware	5,257	51	5,308	25	55	80	0	2	5,226	5,228
Lancaster	1,516	179	1,695	72	67	139	4	9	1,543	1,556
Montgomery	2,355	43	2,398	11	77	88	0	3	2,307	2,310
<b><u>3rd Class Counties</u></b>										
Berks	1,674	119	1,793	88	19	107	11	2	1,673	1,686
Chester	27	7	34	10	3	13	1	0	20	21
Cumberland	658	344	1,002	36	299	335	16	6	645	667
Dauphin	4,636	409	5,045	125	295	420	23	17	4,585	4,625
Erie	1,469	244	1,713	137	139	276	11	11	1,415	1,437
Lackawanna	2,022	193	2,215	29	153	182	3	4	2,026	2,033
Lehigh	1,030	24	1,054	19	12	31	4	2	1,017	1,023
Luzerne	6,579	397	6,976	53	250	303	32	6	6,635	6,673
Northampton	1,758	246	2,004	206	29	235	2	18	1,749	1,769
Westmoreland	2,443	440	2,883	290	58	348	28	37	2,470	2,535
York	3,200	2,089	5,289	841	856	1,697	72	69	3,451	3,592
<b><u>4th Class Counties</u></b>										
Beaver	722	406	1,128	202	62	264	43	24	797	864
Butler	139	41	180	22	14	36	2	1	141	144
Cambria	164	170	334	107	57	164	4	1	165	170
Centre	35	61	96	11	19	30	1	3	62	66
Fayette	716	1,105	1,821	951	161	1,112	42	46	621	709
Franklin	335	204	539	119	85	204	5	5	325	335
Monroe	789	174	963	12	130	142	2	8	811	821
Schuylkill	67	1	68	0	7	7	0	0	61	61
Washington	2,080	106	2,186	52	46	98	3	2	2,083	2,088
<b><u>5th Class Counties</u></b>										
Adams	582	997	1,579	625	297	922	52	26	579	657
Blair	338	151	489	55	101	156	10	16	307	333
Lawrence	125	23	148	16	11	27	0	0	121	121
Lebanon	26	44	70	26	21	47	0	2	21	23
Lycoming	482	165	647	45	105	150	9	9	479	497
Mercer	827	468	1,295	70	398	468	58	33	736	827
Northumberland	1,170	709	1,879	120	436	556	63	25	1,235	1,323

Magisterial District Judge - 2023 Private Summary Complaints Post-Dispositional Arrest Warrants

	Pending from Prior Period	Issued	Total Warrants	Returned Served	Cancelled	Total Removed from Inventory	Pending:			Total Pending Warrants at Year End
							0-30 Days	31-60 Days	Over 60 Days	
<b><u>6th Class Counties</u></b>										
Armstrong	35	33	68	12	29	41	0	0	27	27
Bedford	152	53	205	31	10	41	0	2	162	164
Bradford	126	88	214	22	53	75	2	2	135	139
Carbon	78	39	117	34	10	44	0	1	72	73
Clarion	55	71	126	16	52	68	4	2	52	58
Clearfield	304	45	349	17	21	38	0	2	309	311
Clinton	0	10	10	1	9	10	0	0	0	0
Columbia	154	156	310	16	151	167	2	8	133	143
Crawford	234	21	255	16	6	22	0	0	233	233
Elk	33	63	96	21	45	66	0	0	30	30
Greene	153	108	261	80	29	109	4	6	142	152
Huntingdon	6	4	10	2	4	6	0	0	4	4
Indiana	15	11	26	5	12	17	1	0	8	9
Jefferson	42	10	52	6	13	19	4	0	29	33
McKean	369	137	506	68	70	138	6	11	351	368
Mifflin	13	17	30	11	11	22	0	0	8	8
Perry	5	14	19	12	1	13	0	2	4	6
Pike	83	35	118	11	28	39	0	8	71	79
Somerset	67	21	88	7	7	14	0	3	71	74
Susquehanna	149	4	153	1	15	16	0	0	137	137
Tioga	132	23	155	1	28	29	2	2	122	126
Venango	546	244	790	191	44	235	5	10	540	555
Warren	92	56	148	25	26	51	0	0	97	97
Wayne	683	17	700	12	22	34	0	0	666	666
<b><u>7th Class Counties</u></b>										
Juniata	4	2	6	1	0	1	0	0	5	5
Snyder	87	165	252	103	91	194	0	5	53	58
Union	40	15	55	7	28	35	0	0	20	20
Wyoming	97	0	97	0	0	0	0	0	97	97
<b><u>8th Class Counties</u></b>										
Cameron	15	0	15	0	2	2	0	0	13	13
Forest	8	1	9	2	0	2	0	0	7	7
Fulton	22	3	25	1	2	3	0	0	22	22
Montour	46	1	47	0	15	15	0	1	31	32
Potter	11	3	14	1	3	4	0	0	10	10
Sullivan	1	0	1	0	0	0	0	0	1	1

Magisterial District Judge - 2023 Private Criminal Complaints Pre-Dispositional Arrest Warrants

	Pending from Prior Period	Issued	Total Warrants	Returned Served	Cancelled	Total Removed from Inventory	Pending:			Total Pending Warrants at Year End
							0-30 Days	31-60 Days	Over 60 Days	
<b><u>2nd Class County</u></b>										
Allegheny	244	92	336	31	57	88	10	3	235	248
<b><u>2A Class Counties</u></b>										
Bucks	6	0	6	0	0	0	0	0	6	6
Delaware	741	0	741	0	32	32	0	0	709	709
Lancaster	374	81	455	17	43	60	8	11	376	395
Montgomery	8	0	8	0	1	1	0	0	7	7
<b><u>3rd Class Counties</u></b>										
Berks	6	5	11	3	1	4	0	0	7	7
Chester	27	1	28	0	0	0	0	0	28	28
Cumberland	2	0	2	0	0	0	0	0	2	2
Dauphin	638	1	639	2	2	4	0	0	635	635
Erie	123	39	162	15	64	79	0	1	82	83
Lackawanna	326	9	335	8	2	10	0	1	324	325
Lehigh	418	1	419	2	7	9	0	0	410	410
Luzerne	340	3	343	2	10	12	0	1	330	331
Northampton	53	3	56	0	0	0	0	0	56	56
Westmoreland	607	98	705	79	15	94	4	8	599	611
York	58	0	58	0	2	2	0	0	56	56
<b><u>4th Class Counties</u></b>										
Beaver	55	1	56	1	2	3	0	0	53	53
Butler	26	2	28	2	1	3	0	0	25	25
Cambria	25	1	26	2	2	4	0	0	22	22
Centre	0	0	0	0	0	0	0	0	0	0
Fayette	43	3	46	7	2	9	0	0	37	37
Franklin	50	1	51	0	0	0	0	0	51	51
Monroe	207	0	207	0	2	2	0	0	205	205
Schuylkill	7	0	7	0	0	0	0	0	7	7
Washington	136	1	137	1	0	1	0	0	136	136
<b><u>5th Class Counties</u></b>										
Adams	80	2	82	0	1	1	0	0	81	81
Blair	70	4	74	3	1	4	0	0	70	70
Lawrence	3	0	3	0	0	0	0	0	3	3
Lebanon	0	0	0	0	0	0	0	0	0	0
Lycoming	37	0	37	0	0	0	0	0	37	37
Mercer	7	0	7	0	1	1	0	0	6	6
Northumberland	2	1	3	1	0	1	0	0	2	2



Magisterial District Judge - 2023 Private Criminal Complaints Pre-Dispositional Arrest Warrants

	Pending from Prior Period	Total Issued	Total Warrants	Returned Served	Cancelled	Total Removed from Inventory	Pending:			Total Pending Warrants at Year End
							0-30 Days	31-60 Days	Over 60 Days	
<b><u>6th Class Counties</u></b>										
Armstrong	3	0	3	0	0	0	0	0	3	3
Bedford	18	3	21	0	17	17	0	0	4	4
Bradford	51	0	51	0	30	30	0	0	21	21
Carbon	1	0	1	0	0	0	0	0	1	1
Clarion	2	3	5	1	1	2	0	0	3	3
Clearfield	176	0	176	0	0	0	0	0	176	176
Clinton	0	0	0	0	0	0	0	0	0	0
Columbia	7	1	8	1	0	1	0	0	7	7
Crawford	5	1	6	0	1	1	0	0	5	5
Elk	1	0	1	0	0	0	0	0	1	1
Greene	1	0	1	0	0	0	0	0	1	1
Huntingdon	0	0	0	0	0	0	0	0	0	0
Indiana	0	0	0	0	0	0	0	0	0	0
Jefferson	8	1	9	0	1	1	0	0	8	8
McKean	40	2	42	1	0	1	1	0	40	41
Mifflin	2	3	5	3	1	4	0	0	1	1
Perry	0	0	0	0	0	0	0	0	0	0
Pike	14	0	14	0	1	1	0	0	13	13
Somerset	3	0	3	0	0	0	0	0	3	3
Susquehanna	0	0	0	0	0	0	0	0	0	0
Tioga	0	0	0	0	0	0	0	0	0	0
Venango	0	0	0	0	0	0	0	0	0	0
Warren	1	0	1	0	0	0	0	0	1	1
Wayne	73	0	73	0	1	1	0	0	72	72
<b><u>7th Class Counties</u></b>										
Juniata	1	2	3	2	0	2	0	0	1	1
Snyder	2	0	2	0	0	0	0	0	2	2
Union	10	0	10	0	0	0	0	0	10	10
Wyoming	7	0	7	0	0	0	0	0	7	7
<b><u>8th Class Counties</u></b>										
Cameron	2	0	2	0	0	0	0	0	2	2
Forest	0	0	0	0	0	0	0	0	0	0
Fulton	2	0	2	0	0	0	0	0	2	2
Montour	3	0	3	0	1	1	0	0	2	2
Potter	0	0	0	0	0	0	0	0	0	0
Sullivan	0	0	0	0	0	0	0	0	0	0

Magisterial District Judge - 2023 Private Criminal Complaints Post-Dispositional Arrest Warrants

	Pending from Prior Period	Total Issued Warrants	Returned Served	Cancelled	Total Removed from Inventory	Pending:			Total Pending Warrants at Year End	
						0-30 Days	31-60 Days	Over 60 Days		
<b><u>2nd Class County</u></b>										
Allegheny	26	0	26	0	0	0	0	0	26	26
<b><u>2A Class Counties</u></b>										
Bucks	0	0	0	0	0	0	0	0	0	0
Delaware	12	0	12	0	0	0	0	0	12	12
Lancaster	2	1	3	0	1	1	0	0	2	2
Montgomery	9	0	9	0	0	0	0	0	9	9
<b><u>3rd Class Counties</u></b>										
Berks	0	0	0	0	0	0	0	0	0	0
Chester	83	0	83	0	0	0	0	0	83	83
Cumberland	0	0	0	0	0	0	0	0	0	0
Dauphin	17	0	17	0	0	0	0	0	17	17
Erie	8	0	8	0	3	3	0	0	5	5
Lackawanna	7	1	8	1	0	1	0	0	7	7
Lehigh	2	1	3	1	0	1	0	0	2	2
Luzerne	48	0	48	0	2	2	0	0	46	46
Northampton	2	0	2	1	0	1	0	0	1	1
Westmoreland	26	1	27	3	1	4	0	0	23	23
York	17	0	17	0	0	0	0	0	17	17
<b><u>4th Class Counties</u></b>										
Beaver	2	0	2	0	0	0	0	0	2	2
Butler	1	1	2	1	0	1	0	0	1	1
Cambria	0	0	0	0	0	0	0	0	0	0
Centre	0	0	0	0	0	0	0	0	0	0
Fayette	6	0	6	0	0	0	0	0	6	6
Franklin	0	0	0	0	0	0	0	0	0	0
Monroe	4	0	4	0	0	0	0	0	4	4
Schuylkill	1	0	1	0	0	0	0	0	1	1
Washington	14	0	14	0	0	0	0	0	14	14
<b><u>5th Class Counties</u></b>										
Adams	5	0	5	0	0	0	0	0	5	5
Blair	0	0	0	0	0	0	0	0	0	0
Lawrence	0	0	0	0	0	0	0	0	0	0
Lebanon	0	0	0	0	0	0	0	0	0	0
Lycoming	0	0	0	0	0	0	0	0	0	0
Mercer	0	0	0	0	0	0	0	0	0	0
Northumberland	0	0	0	0	0	0	0	0	0	0

Magisterial District Judge - 2023 Private Criminal Complaints Post-Dispositional Arrest Warrants

	Pending from Prior Period	Total Issued	Total Warrants	Returned Served	Cancelled	Total Removed from Inventory	Pending:			Total Pending Warrants at Year End
							0-30 Days	31-60 Days	Over 60 Days	
<b><u>6th Class Counties</u></b>										
Armstrong	0	0	0	0	0	0	0	0	0	0
Bedford	0	0	0	0	0	0	0	0	0	0
Bradford	5	1	6	0	5	5	0	0	1	1
Carbon	0	0	0	0	0	0	0	0	0	0
Clarion	0	0	0	0	0	0	0	0	0	0
Clearfield	3	0	3	0	0	0	0	0	3	3
Clinton	0	0	0	0	0	0	0	0	0	0
Columbia	0	0	0	0	0	0	0	0	0	0
Crawford	0	0	0	0	0	0	0	0	0	0
Elk	0	0	0	0	0	0	0	0	0	0
Greene	3	0	3	0	0	0	0	0	3	3
Huntingdon	0	0	0	0	0	0	0	0	0	0
Indiana	0	0	0	0	0	0	0	0	0	0
Jefferson	0	0	0	0	0	0	0	0	0	0
McKean	0	0	0	0	0	0	0	0	0	0
Mifflin	0	0	0	0	0	0	0	0	0	0
Perry	0	0	0	0	0	0	0	0	0	0
Pike	0	0	0	0	0	0	0	0	0	0
Somerset	1	0	1	0	0	0	0	0	1	1
Susquehanna	0	0	0	0	0	0	0	0	0	0
Tioga	1	0	1	0	0	0	0	0	1	1
Venango	0	0	0	0	0	0	0	0	0	0
Warren	0	0	0	0	0	0	0	0	0	0
Wayne	3	0	3	0	0	0	0	0	3	3
<b><u>7th Class Counties</u></b>										
Juniata	0	0	0	0	0	0	0	0	0	0
Snyder	0	0	0	0	0	0	0	0	0	0
Union	0	0	0	0	0	0	0	0	0	0
Wyoming	3	0	3	0	0	0	0	0	3	3
<b><u>8th Class Counties</u></b>										
Cameron	0	0	0	0	0	0	0	0	0	0
Forest	0	0	0	0	0	0	0	0	0	0
Fulton	0	0	0	0	0	0	0	0	0	0
Montour	0	0	0	0	0	0	0	0	0	0
Potter	0	0	0	0	0	0	0	0	0	0
Sullivan	1	0	1	0	0	0	0	0	1	1

Magisterial District Judge - 2023 Traffic Pre-Dispositional Arrest Warrants

	Pending from Prior Period	Issued	Total Warrants	Returned Served	Cancelled	Total Removed from Inventory	Pending:			Total Pending Warrants at Year End
							0-30 Days	31-60 Days	Over 60 Days	
<b><u>2nd Class County</u></b>										
Allegheny	97,186	30,777	127,963	8,427	24,956	33,383	2,074	1,547	90,959	94,580
<b><u>2A Class Counties</u></b>										
Bucks	20,518	17,084	37,602	10,800	2,933	13,733	1,034	757	22,078	23,869
Delaware	51,246	26,774	78,020	9,176	13,666	22,842	2,060	1,626	51,492	55,178
Lancaster	30,512	30,365	60,877	20,534	8,500	29,034	1,911	1,509	28,423	31,843
Montgomery	95,442	37,357	132,799	10,284	37,316	47,600	2,025	2,194	80,980	85,199
<b><u>3rd Class Counties</u></b>										
Berks	14,520	15,581	30,101	10,424	3,047	13,471	873	752	15,005	16,630
Chester	17,718	18,841	36,559	10,355	5,138	15,493	1,506	977	18,583	21,066
Cumberland	7,798	8,362	16,160	670	7,586	8,256	495	381	7,028	7,904
Dauphin	130,512	19,213	149,725	4,147	8,692	12,839	3,484	698	132,704	136,886
Erie	7,245	6,660	13,905	2,667	3,283	5,950	305	422	7,228	7,955
Lackawanna	10,057	6,786	16,843	1,895	3,977	5,872	298	179	10,494	10,971
Lehigh	66,569	35,268	101,837	6,114	16,633	22,747	2,209	2,655	74,226	79,090
Luzerne	24,481	18,546	43,027	2,770	14,136	16,906	1,068	657	24,396	26,121
Northampton	17,471	12,268	29,739	6,242	4,705	10,947	812	761	17,219	18,792
Westmoreland	8,867	7,036	15,903	3,257	3,132	6,389	432	611	8,471	9,514
York	14,807	16,663	31,470	8,148	7,546	15,694	1,002	402	14,372	15,776
<b><u>4th Class Counties</u></b>										
Beaver	4,597	4,022	8,619	1,779	1,057	2,836	280	177	5,326	5,783
Butler	2,076	1,449	3,525	561	502	1,063	58	53	2,351	2,462
Cambria	1,357	1,597	2,954	591	1,006	1,597	76	44	1,237	1,357
Centre	2,155	1,976	4,131	363	1,516	1,879	213	92	1,947	2,252
Fayette	2,749	3,789	6,538	2,916	591	3,507	112	129	2,790	3,031
Franklin	2,052	2,776	4,828	1,596	844	2,440	110	134	2,144	2,388
Monroe	10,754	12,015	22,769	3,452	8,795	12,247	851	347	9,324	10,522
Schuylkill	6,919	5,806	12,725	1,233	3,766	4,999	405	359	6,962	7,726
Washington	8,956	5,322	14,278	2,067	2,316	4,383	197	209	9,489	9,895
<b><u>5th Class Counties</u></b>										
Adams	1,408	2,566	3,974	755	1,724	2,479	115	97	1,283	1,495
Blair	1,527	2,262	3,789	639	1,314	1,953	74	47	1,715	1,836
Lawrence	2,138	1,638	3,776	315	879	1,194	34	35	2,513	2,582
Lebanon	4,716	10,678	15,394	4,721	6,526	11,247	459	584	3,104	4,147
Lycoming	949	1,359	2,308	227	1,056	1,283	64	55	906	1,025
Mercer	1,172	1,375	2,547	267	1,005	1,272	89	43	1,143	1,275
Northumberland	6,716	3,400	10,116	1,135	1,878	3,013	195	135	6,773	7,103

Magisterial District Judge - 2023 Traffic Pre-Dispositional Arrest Warrants

	Pending from Prior Period	Issued	Total Warrants	Returned Served	Cancelled	Total Removed from Inventory	Pending:			Total Pending Warrants at Year End
							0-30 Days	31-60 Days	Over 60 Days	
<b><u>6th Class Counties</u></b>										
Armstrong	811	1,171	1,982	288	833	1,121	26	44	791	861
Bedford	3,705	3,579	7,284	221	2,728	2,949	5	153	4,177	4,335
Bradford	575	1,020	1,595	351	495	846	30	57	662	749
Carbon	4,477	4,113	8,590	1,730	1,654	3,384	262	256	4,688	5,206
Clarion	1,393	1,463	2,856	44	1,326	1,370	42	40	1,404	1,486
Clearfield	5,214	1,612	6,826	450	780	1,230	98	55	5,443	5,596
Clinton	2,344	2,972	5,316	69	2,527	2,596	137	206	2,377	2,720
Columbia	3,086	2,391	5,477	46	2,193	2,239	86	81	3,071	3,238
Crawford	854	1,158	2,012	777	276	1,053	81	60	818	959
Elk	300	591	891	39	433	472	44	20	355	419
Greene	1,113	954	2,067	707	319	1,026	50	21	970	1,041
Huntingdon	738	868	1,606	123	569	692	39	34	841	914
Indiana	881	1,025	1,906	418	628	1,046	77	50	733	860
Jefferson	819	952	1,771	498	314	812	36	33	890	959
McKean	643	632	1,275	118	560	678	11	21	565	597
Mifflin	404	501	905	274	260	534	27	11	333	371
Perry	417	550	967	414	213	627	17	17	306	340
Pike	1,710	1,388	3,098	126	1,369	1,495	69	38	1,496	1,603
Somerset	1,863	2,563	4,426	1,400	746	2,146	144	155	1,981	2,280
Susquehanna	2,735	2,013	4,748	7	1,308	1,315	78	48	3,307	3,433
Tioga	765	1,290	2,055	25	1,129	1,154	49	18	834	901
Venango	611	616	1,227	358	336	694	22	22	489	533
Warren	318	404	722	198	178	376	10	13	323	346
Wayne	530	510	1,040	273	350	623	34	0	383	417
<b><u>7th Class Counties</u></b>										
Juniata	346	250	596	64	300	364	0	26	206	232
Snyder	418	555	973	280	349	629	19	21	304	344
Union	504	601	1,105	237	288	525	4	35	541	580
Wyoming	527	417	944	147	128	275	8	38	623	669
<b><u>8th Class Counties</u></b>										
Cameron	42	44	86	9	33	42	3	4	37	44
Forest	39	116	155	70	16	86	0	5	64	69
Fulton	798	931	1,729	44	878	922	61	34	712	807
Montour	256	324	580	95	253	348	23	2	207	232
Potter	133	238	371	11	201	212	11	5	143	159
Sullivan	110	109	219	9	86	95	7	1	116	124

Magisterial District Judge - 2023 Traffic Post-Dispositional Arrest Warrants

	Pending from Prior Period	Issued	Total Warrants	Returned Served	Cancelled	Total Removed from Inventory	Pending:			Total Pending Warrants at Year End
							0-30 Days	31-60 Days	Over 60 Days	
<b><u>2nd Class County</u></b>										
Allegheny	57,898	24,031	81,929	8,682	13,397	22,079	1,591	1,134	57,125	59,850
<b><u>2A Class Counties</u></b>										
Bucks	34,979	13,108	48,087	9,233	2,233	11,466	801	527	35,293	36,621
Delaware	67,805	10,073	77,878	6,015	2,482	8,497	480	419	68,482	69,381
Lancaster	43,996	25,711	69,707	18,276	4,359	22,635	1,441	1,284	44,347	47,072
Montgomery	69,624	20,723	90,347	8,631	9,654	18,285	1,312	974	69,776	72,062
<b><u>3rd Class Counties</u></b>										
Berks	33,008	12,347	45,355	9,495	1,636	11,131	690	530	33,004	34,224
Chester	6,653	9,208	15,861	6,471	1,659	8,130	691	501	6,539	7,731
Cumberland	5,818	6,999	12,817	1,096	5,467	6,563	484	254	5,516	6,254
Dauphin	38,141	13,218	51,359	4,139	7,140	11,279	1,003	444	38,633	40,080
Erie	12,158	8,697	20,855	3,434	3,580	7,014	563	464	12,814	13,841
Lackawanna	14,344	4,790	19,134	1,658	1,915	3,573	232	182	15,147	15,561
Lehigh	43,660	17,745	61,405	4,543	5,511	10,054	1,107	1,355	48,889	51,351
Luzerne	29,570	13,244	42,814	2,109	9,201	11,310	941	779	29,784	31,504
Northampton	22,729	9,196	31,925	6,353	818	7,171	395	467	23,892	24,754
Westmoreland	10,588	6,896	17,484	4,444	1,949	6,393	440	556	10,095	11,091
York	18,216	21,170	39,386	8,392	11,267	19,659	1,189	593	17,945	19,727
<b><u>4th Class Counties</u></b>										
Beaver	4,835	4,762	9,597	2,693	964	3,657	221	238	5,481	5,940
Butler	1,734	1,284	3,018	606	518	1,124	45	42	1,807	1,894
Cambria	1,282	2,301	3,583	1,098	901	1,999	143	74	1,367	1,584
Centre	920	1,547	2,467	632	674	1,306	89	64	1,008	1,161
Fayette	4,473	6,736	11,209	6,170	803	6,973	196	320	3,720	4,236
Franklin	2,891	2,494	5,385	1,629	743	2,372	70	68	2,875	3,013
Monroe	11,216	6,692	17,908	2,340	3,680	6,020	426	256	11,206	11,888
Schuylkill	5,254	2,975	8,229	847	2,326	3,173	174	179	4,703	5,056
Washington	12,041	4,771	16,812	2,115	1,888	4,003	241	161	12,407	12,809
<b><u>5th Class Counties</u></b>										
Adams	2,122	3,123	5,245	1,727	1,127	2,854	152	81	2,158	2,391
Blair	3,107	4,529	7,636	1,247	3,001	4,248	179	159	3,050	3,388
Lawrence	2,587	1,205	3,792	361	725	1,086	24	49	2,633	2,706
Lebanon	4,484	10,415	14,899	4,677	5,940	10,617	526	549	3,207	4,282
Lycoming	4,291	4,503	8,794	651	3,764	4,415	249	120	4,010	4,379
Mercer	2,421	1,965	4,386	494	1,491	1,985	99	74	2,228	2,401
Northumberland	6,648	4,708	11,356	950	2,783	3,733	372	171	7,080	7,623

Magisterial District Judge - 2023 Traffic Post-Dispositional Arrest Warrants

	Pending from Prior Period	Issued	Total Warrants	Returned Served	Cancelled	Total Removed from Inventory	Pending:			Total Pending Warrants at Year End
							0-30 Days	31-60 Days	Over 60 Days	
<b><u>6th Class Counties</u></b>										
Armstrong	739	959	1,698	272	712	984	24	19	671	714
Bedford	3,589	2,078	5,667	566	945	1,511	9	95	4,052	4,156
Bradford	771	1,166	1,937	442	517	959	59	78	841	978
Carbon	3,030	1,605	4,635	842	537	1,379	118	62	3,076	3,256
Clarion	541	754	1,295	33	596	629	5	59	602	666
Clearfield	2,742	2,131	4,873	690	1,145	1,835	66	106	2,866	3,038
Clinton	338	1,020	1,358	218	769	987	48	43	280	371
Columbia	2,672	2,646	5,318	316	2,244	2,560	86	120	2,552	2,758
Crawford	1,411	1,307	2,718	1,072	195	1,267	50	25	1,376	1,451
Elk	497	562	1,059	69	470	539	49	38	433	520
Greene	1,249	1,153	2,402	887	305	1,192	56	74	1,080	1,210
Huntingdon	481	560	1,041	108	420	528	22	25	466	513
Indiana	567	621	1,188	197	469	666	28	23	471	522
Jefferson	616	688	1,304	365	224	589	55	31	629	715
McKean	1,974	1,466	3,440	635	1,082	1,717	76	74	1,573	1,723
Mifflin	291	610	901	339	285	624	47	36	194	277
Perry	424	621	1,045	414	219	633	24	36	352	412
Pike	2,102	1,028	3,130	125	754	879	86	60	2,105	2,251
Somerset	1,073	997	2,070	523	218	741	48	47	1,234	1,329
Susquehanna	2,255	1,945	4,200	79	722	801	45	83	3,271	3,399
Tioga	780	690	1,470	27	610	637	39	42	752	833
Venango	1,878	2,300	4,178	1,450	756	2,206	57	101	1,814	1,972
Warren	657	686	1,343	257	375	632	7	38	666	711
Wayne	1,247	696	1,943	325	386	711	29	26	1,177	1,232
<b><u>7th Class Counties</u></b>										
Juniata	259	316	575	110	202	312	0	40	223	263
Snyder	1,080	2,038	3,118	731	1,279	2,010	69	57	982	1,108
Union	633	713	1,346	265	309	574	12	35	725	772
Wyoming	617	497	1,114	230	123	353	10	32	719	761
<b><u>8th Class Counties</u></b>										
Cameron	200	49	249	4	83	87	0	3	159	162
Forest	103	101	204	71	2	73	0	12	119	131
Fulton	482	296	778	44	212	256	13	28	481	522
Montour	464	56	520	12	138	150	1	8	361	370
Potter	320	321	641	74	240	314	4	30	293	327
Sullivan	95	12	107	11	9	20	0	0	87	87

Magisterial District Judge - 2023 Non-Traffic Pre-Dispositional Arrest Warrants

	Pending from Prior Period	Issued	Total Warrants	Returned Served	Cancelled	Total Removed from Inventory	Pending:			Total Pending Warrants at Year End
							0-30 Days	31-60 Days	Over 60 Days	
<b><u>2nd Class County</u></b>										
Allegheny	32,391	6,208	38,599	1,394	4,441	5,835	347	322	32,095	32,764
<b><u>2A Class Counties</u></b>										
Bucks	6,812	2,076	8,888	1,237	642	1,879	160	122	6,727	7,009
Delaware	61,680	3,921	65,601	1,249	5,508	6,757	181	153	58,510	58,844
Lancaster	2,999	2,561	5,560	1,231	1,298	2,529	159	110	2,762	3,031
Montgomery	36,357	4,581	40,938	993	9,350	10,343	312	300	29,983	30,595
<b><u>3rd Class Counties</u></b>										
Berks	4,569	2,482	7,051	2,002	611	2,613	154	141	4,143	4,438
Chester	1,724	1,409	3,133	757	448	1,205	146	43	1,739	1,928
Cumberland	1,745	1,011	2,756	98	920	1,018	53	58	1,627	1,738
Dauphin	19,859	3,756	23,615	846	2,261	3,107	336	162	20,010	20,508
Erie	2,748	1,799	4,547	703	961	1,664	117	96	2,670	2,883
Lackawanna	4,200	1,302	5,502	181	449	630	120	81	4,671	4,872
Lehigh	5,964	1,359	7,323	339	1,312	1,651	88	104	5,480	5,672
Luzerne	8,247	3,987	12,234	665	2,646	3,311	240	216	8,467	8,923
Northampton	1,710	1,438	3,148	743	608	1,351	65	127	1,605	1,797
Westmoreland	3,358	1,087	4,445	630	793	1,423	75	69	2,878	3,022
York	5,157	1,992	7,149	1,069	751	1,820	153	90	5,086	5,329
<b><u>4th Class Counties</u></b>										
Beaver	1,920	845	2,765	345	353	698	67	49	1,951	2,067
Butler	840	244	1,084	127	81	208	14	1	861	876
Cambria	546	527	1,073	220	182	402	27	12	632	671
Centre	286	383	669	68	273	341	20	15	293	328
Fayette	1,233	1,377	2,610	990	393	1,383	34	52	1,141	1,227
Franklin	691	551	1,242	376	217	593	25	23	601	649
Monroe	3,228	1,095	4,323	240	937	1,177	59	46	3,041	3,146
Schuylkill	3,720	1,368	5,088	323	907	1,230	147	52	3,659	3,858
Washington	4,072	1,540	5,612	435	831	1,266	69	79	4,198	4,346
<b><u>5th Class Counties</u></b>										
Adams	165	224	389	139	111	250	13	11	115	139
Blair	764	892	1,656	314	503	817	45	26	768	839
Lawrence	687	398	1,085	152	163	315	39	23	708	770
Lebanon	638	1,100	1,738	465	759	1,224	52	68	394	514
Lycoming	2,327	535	2,862	121	359	480	40	29	2,313	2,382
Mercer	420	281	701	63	210	273	6	16	406	428
Northumberland	4,839	1,425	6,264	569	553	1,122	119	83	4,940	5,142



Magisterial District Judge - 2023 Non-Traffic Pre-Dispositional Arrest Warrants

	Pending from Prior Period	Issued	Total Warrants	Returned Served	Cancelled	Total Removed from Inventory	Pending:			Total Pending Warrants at Year End
							0-30 Days	31-60 Days	Over 60 Days	
<b><u>6th Class Counties</u></b>										
Armstrong	191	377	568	95	226	321	8	11	228	247
Bedford	244	148	392	46	176	222	0	8	162	170
Bradford	124	159	283	62	83	145	1	8	129	138
Carbon	715	462	1,177	162	312	474	53	48	602	703
Clarion	185	78	263	14	45	59	1	5	198	204
Clearfield	531	332	863	150	148	298	3	14	548	565
Clinton	47	194	241	20	157	177	5	16	43	64
Columbia	440	357	797	40	361	401	15	16	365	396
Crawford	361	407	768	267	85	352	38	8	370	416
Elk	54	73	127	22	51	73	3	2	49	54
Greene	311	291	602	219	107	326	20	8	248	276
Huntingdon	87	106	193	22	55	77	10	7	99	116
Indiana	400	356	756	176	143	319	16	15	406	437
Jefferson	66	77	143	44	36	80	5	1	57	63
McKean	217	146	363	40	101	141	4	8	210	222
Mifflin	100	176	276	55	108	163	9	12	92	113
Perry	663	2,094	2,757	938	584	1,522	60	665	510	1,235
Pike	287	154	441	23	137	160	6	15	260	281
Somerset	169	181	350	73	29	102	9	14	225	248
Susquehanna	112	112	224	4	84	88	2	5	129	136
Tioga	70	95	165	9	87	96	12	3	54	69
Venango	203	279	482	146	119	265	12	21	184	217
Warren	117	132	249	71	51	122	0	19	108	127
Wayne	185	160	345	64	93	157	12	7	169	188
<b><u>7th Class Counties</u></b>										
Juniata	581	248	829	153	93	246	0	42	541	583
Snyder	169	77	246	47	117	164	2	0	80	82
Union	141	206	347	89	55	144	3	3	197	203
Wyoming	80	52	132	27	34	61	1	2	68	71
<b><u>8th Class Counties</u></b>										
Cameron	25	12	37	5	10	15	0	0	22	22
Forest	46	17	63	15	0	15	0	2	46	48
Fulton	47	39	86	4	26	30	0	3	53	56
Montour	130	31	161	6	75	81	8	0	72	80
Potter	32	55	87	1	34	35	3	5	44	52
Sullivan	9	15	24	1	8	9	1	0	14	15

Magisterial District Judge - 2023 Non-Traffic Post-Dispositional Arrest Warrants

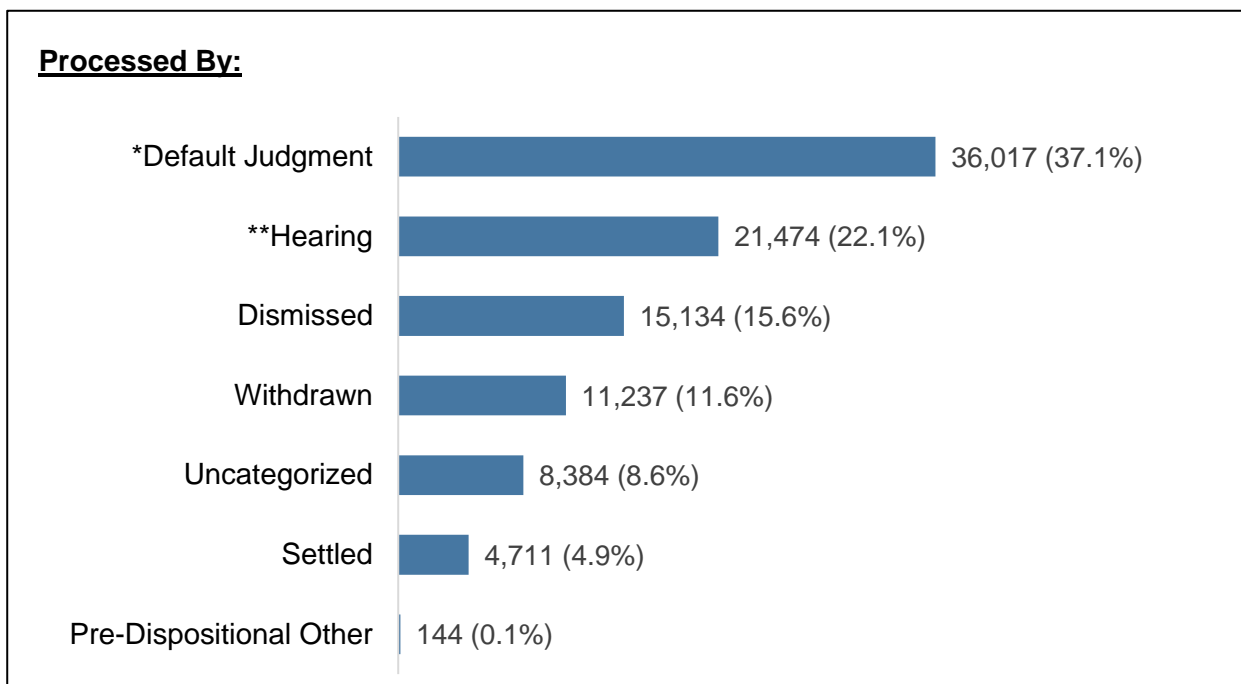
	Pending from Prior Period	Issued	Total Warrants	Returned Served	Cancelled	Total Removed from Inventory	Pending:			Total Pending Warrants at Year End
							0-30 Days	31-60 Days	Over 60 Days	
<b><u>2nd Class County</u></b>										
Allegheny	54,308	8,687	62,995	2,750	6,171	8,921	461	421	53,192	54,074
<b><u>2A Class Counties</u></b>										
Bucks	9,647	1,912	11,559	1,407	542	1,949	101	91	9,418	9,610
Delaware	35,224	2,905	38,129	1,087	1,243	2,330	90	218	35,491	35,799
Lancaster	14,163	4,035	18,198	2,928	887	3,815	218	201	13,964	14,383
Montgomery	28,239	3,451	31,690	1,307	1,854	3,161	230	141	28,158	28,529
<b><u>3rd Class Counties</u></b>										
Berks	14,334	2,864	17,198	2,463	225	2,688	181	95	14,234	14,510
Chester	1,351	1,274	2,625	755	413	1,168	111	65	1,281	1,457
Cumberland	1,729	1,276	3,005	193	1,094	1,287	74	28	1,616	1,718
Dauphin	13,166	2,776	15,942	881	1,620	2,501	219	135	13,087	13,441
Erie	10,220	4,149	14,369	1,453	1,639	3,092	397	183	10,697	11,277
Lackawanna	9,161	1,194	10,355	275	589	864	55	66	9,370	9,491
Lehigh	13,340	1,557	14,897	545	517	1,062	44	94	13,697	13,835
Luzerne	16,480	2,848	19,328	357	2,291	2,648	150	147	16,383	16,680
Northampton	5,879	1,294	7,173	797	197	994	54	93	6,032	6,179
Westmoreland	3,743	1,385	5,128	929	321	1,250	109	135	3,634	3,878
York	5,433	3,225	8,658	1,415	1,695	3,110	174	141	5,233	5,548
<b><u>4th Class Counties</u></b>										
Beaver	2,826	1,512	4,338	743	357	1,100	60	57	3,121	3,238
Butler	977	472	1,449	238	159	397	25	11	1,016	1,052
Cambria	666	804	1,470	454	327	781	54	16	619	689
Centre	347	461	808	143	242	385	27	14	382	423
Fayette	1,248	1,669	2,917	1,516	268	1,784	107	75	951	1,133
Franklin	1,087	817	1,904	509	303	812	43	28	1,021	1,092
Monroe	2,783	971	3,754	258	558	816	50	39	2,849	2,938
Schuylkill	2,730	805	3,535	299	859	1,158	33	50	2,294	2,377
Washington	8,162	1,859	10,021	700	901	1,601	96	86	8,238	8,420
<b><u>5th Class Counties</u></b>										
Adams	771	679	1,450	390	256	646	19	24	761	804
Blair	1,216	1,047	2,263	291	758	1,049	41	40	1,133	1,214
Lawrence	1,481	394	1,875	145	252	397	27	18	1,433	1,478
Lebanon	1,229	1,531	2,760	601	1,299	1,900	93	69	698	860
Lycoming	3,483	1,038	4,521	213	852	1,065	49	42	3,365	3,456
Mercer	973	677	1,650	134	557	691	27	27	905	959
Northumberland	3,925	1,502	5,427	341	834	1,175	143	59	4,050	4,252

Magisterial District Judge - 2023 Non-Traffic Post-Dispositional Arrest Warrants

	Pending from Prior Period	Issued	Total Warrants	Returned Served	Cancelled	Total Removed from Inventory	Pending:			Total Pending Warrants at Year End
							0-30 Days	31-60 Days	Over 60 Days	
<b><u>6th Class Counties</u></b>										
Armstrong	325	457	782	122	330	452	21	4	305	330
Bedford	503	296	799	120	115	235	2	36	526	564
Bradford	355	222	577	128	101	229	6	22	320	348
Carbon	1,375	389	1,764	167	152	319	29	26	1,390	1,445
Clarion	179	158	337	10	124	134	4	14	185	203
Clearfield	904	556	1,460	239	267	506	17	27	910	954
Clinton	45	150	195	37	101	138	5	7	45	57
Columbia	707	645	1,352	104	645	749	20	56	527	603
Crawford	419	439	858	317	69	386	20	12	440	472
Elk	184	140	324	25	136	161	1	6	156	163
Greene	254	359	613	262	48	310	17	29	257	303
Huntingdon	149	108	257	39	81	120	2	2	133	137
Indiana	303	307	610	117	166	283	9	14	304	327
Jefferson	115	113	228	69	54	123	15	3	87	105
McKean	1,040	469	1,509	200	306	506	17	34	952	1,003
Mifflin	159	260	419	150	104	254	22	11	132	165
Perry	265	759	1,024	441	222	663	30	109	222	361
Pike	795	195	990	49	119	168	7	17	798	822
Somerset	396	277	673	187	66	253	15	13	392	420
Susquehanna	589	262	851	2	118	120	5	24	702	731
Tioga	397	173	570	16	157	173	12	8	377	397
Venango	760	670	1,430	398	207	605	31	36	758	825
Warren	358	177	535	73	106	179	1	12	343	356
Wayne	711	189	900	88	107	195	6	3	696	705
<b><u>7th Class Counties</u></b>										
Juniata	112	109	221	66	47	113	0	4	104	108
Snyder	304	446	750	184	288	472	10	10	258	278
Union	223	179	402	57	100	157	0	7	238	245
Wyoming	160	77	237	39	17	56	2	2	177	181
<b><u>8th Class Counties</u></b>										
Cameron	216	49	265	9	113	122	0	0	143	143
Forest	57	31	88	19	1	20	0	6	62	68
Fulton	81	26	107	8	29	37	0	0	70	70
Montour	187	32	219	26	79	105	0	0	114	114
Potter	160	85	245	27	52	79	6	16	144	166
Sullivan	33	4	37	1	2	3	0	0	34	34

# 2023 Magisterial District Judge State Totals Civil

Cases Pending 1/1/23	30,866	Age of Pending Cases		
New Cases Filed	99,282	<b>0-60 Days</b>	15,693	47.5%
Bankruptcy Status Change	4	<b>61-120 Days</b>	5,277	16.0%
		<b>121-180 Days</b>	1,775	5.4%
<b>Cases Available for Processing</b>	<b>130,152</b>	<b>181-240 Days</b>	815	2.5%
		<b>241-300 Days</b>	518	1.6%
<b>Cases Processed and Inactive</b>	<b>97,101</b>	<b>301-360 Days</b>	324	1.0%
		<b>Over 360 Days</b>	8,649	26.2%
<b>Cases Pending 12/31/23</b>	<b>33,051</b>	<b>Total</b>	<b>33,051</b>	



* <i>Default Judgment Plaintiff</i>	35,600	(98.8%)
<i>Default Judgment Defendant</i>	417	(1.2%)
** <i>Hearing for Plaintiff</i>	15,304	(71.3%)
<i>Hearing for Defendant</i>	6,170	(28.7%)

For the most recent data, visit the AOPC website at <http://www.pacourts.us/news-and-statistics/research-and-statistics/dashboard-table-of-contents/magisterial-district-courts-statewide-dashboard>

Magisterial District Judge - 2023 Civil Available for Processing

	Cases Pending 1/1/23	New Cases Filed	Bankruptcy Status Change	Cases Available for Processing	Cases Processed	Cases Pending 12/31/23
<b><u>2nd Class County</u></b>						
Allegheny	2,862	11,154	1	14,017	10,683	3,334
<b><u>2A Class Counties</u></b>						
Bucks	958	5,008	0	5,966	4,736	1,230
Delaware	2,632	5,903	0	8,535	5,810	2,725
Lancaster	1,087	3,776	0	4,863	3,634	1,229
Montgomery	3,052	6,536	0	9,588	6,713	2,875
<b><u>3rd Class Counties</u></b>						
Berks	1,103	3,589	0	4,692	3,385	1,307
Chester	685	2,725	0	3,410	2,648	762
Cumberland	442	2,114	0	2,556	1,995	561
Dauphin	1,200	3,139	1	4,340	2,929	1,411
Erie	872	2,722	0	3,594	2,598	996
Lackawanna	1,014	2,443	0	3,457	2,460	997
Lehigh	995	3,421	0	4,416	3,378	1,038
Luzerne	1,364	4,097	0	5,461	3,933	1,528
Northampton	851	2,905	0	3,756	2,689	1,067
Westmoreland	1,104	3,343	1	4,448	3,346	1,102
York	962	3,988	0	4,950	3,867	1,083
<b><u>4th Class Counties</u></b>						
Beaver	573	1,441	0	2,014	1,377	637
Butler	550	1,731	0	2,281	1,739	542
Cambria	244	1,106	0	1,350	1,088	262
Centre	210	591	0	801	602	199
Fayette	294	1,330	0	1,624	1,294	330
Franklin	334	1,250	0	1,584	1,251	333
Monroe	705	2,529	0	3,234	2,478	756
Schuylkill	361	1,629	0	1,990	1,572	418
Washington	620	1,741	0	2,361	1,805	556
<b><u>5th Class Counties</u></b>						
Adams	172	826	0	998	793	205
Blair	262	1,374	0	1,636	1,412	224
Lawrence	194	630	0	824	649	175
Lebanon	463	1,002	0	1,465	1,041	424
Lycoming	242	1,266	0	1,508	1,224	284
Mercer	237	797	0	1,034	793	241
Northumberland	403	878	0	1,281	880	401

Magisterial District Judge - 2023 Civil Available for Processing

	Cases Pending 1/1/23	New Cases Filed	Bankruptcy Status Change	Cases Available for Processing	Cases Processed	Cases Pending 12/31/23
<b><u>6th Class Counties</u></b>						
Armstrong	92	512	0	604	484	120
Bedford	188	367	0	555	372	183
Bradford	109	527	0	636	496	140
Carbon	175	853	0	1,028	838	190
Clarion	68	346	0	414	354	60
Clearfield	436	697	0	1,133	697	436
Clinton	59	281	0	340	282	58
Columbia	101	635	0	736	595	141
Crawford	258	518	0	776	540	236
Elk	221	158	0	379	161	218
Greene	66	293	0	359	292	67
Huntingdon	84	323	0	407	344	63
Indiana	214	679	0	893	729	164
Jefferson	89	326	0	415	326	89
McKean	83	430	0	513	440	73
Mifflin	85	302	0	387	301	86
Perry	95	378	0	473	365	108
Pike	260	908	1	1,169	865	304
Somerset	201	659	0	860	730	130
Susquehanna	68	311	0	379	328	51
Tioga	67	218	0	285	234	51
Venango	104	318	0	422	341	81
Warren	202	325	0	527	316	211
Wayne	139	545	0	684	529	155
<b><u>7th Class Counties</u></b>						
Juniata	65	129	0	194	135	59
Snyder	78	336	0	414	337	77
Union	44	225	0	269	204	65
Wyoming	37	262	0	299	242	57
<b><u>8th Class Counties</u></b>						
Cameron	21	33	0	54	38	16
Forest	17	33	0	50	35	15
Fulton	28	91	0	119	88	31
Montour	43	123	0	166	112	54
Potter	13	108	0	121	100	21
Sullivan	9	49	0	58	49	9

Magisterial District Judge - 2023 Civil Processed and Inactive

	Default Judgment Defendant	%	Hearing for Plaintiff	%	Dismissed	%	Withdrawn	%	Settled	%
<b><u>2nd Class County</u></b>										
Allegheny	70	0.7	2,027	19.0	1,467	13.7	1,368	12.8	426	4.0
<b><u>2A Class Counties</u></b>										
Bucks	13	0.3	809	17.1	684	14.4	626	13.2	229	4.8
Delaware	21	0.4	1,314	22.6	947	16.3	772	13.3	185	3.2
Lancaster	11	0.3	343	9.4	604	16.6	335	9.2	172	4.7
Montgomery	19	0.3	1,003	14.9	1,546	23.0	818	12.2	362	5.4
<b><u>3rd Class Counties</u></b>										
Berks	7	0.2	484	14.3	481	14.2	344	10.2	149	4.4
Chester	16	0.6	441	16.7	381	14.4	391	14.8	169	6.4
Cumberland	8	0.4	236	11.8	335	16.8	218	10.9	166	8.3
Dauphin	12	0.4	447	15.3	470	16.0	373	12.7	152	5.2
Erie	5	0.2	654	25.2	321	12.4	273	10.5	157	6.0
Lackawanna	3	0.1	456	18.5	505	20.5	348	14.1	143	5.8
Lehigh	12	0.4	427	12.6	733	21.7	289	8.6	148	4.4
Luzerne	12	0.3	676	17.2	668	17.0	502	12.8	298	7.6
Northampton	19	0.7	390	14.5	452	16.8	256	9.5	117	4.4
Westmoreland	16	0.5	740	22.1	545	16.3	379	11.3	155	4.6
York	11	0.3	314	8.1	673	17.4	321	8.3	185	4.8
<b><u>4th Class Counties</u></b>										
Beaver	2	0.1	426	30.9	161	11.7	221	16.0	32	2.3
Butler	4	0.2	188	10.8	217	12.5	157	9.0	132	7.6
Cambria	7	0.6	127	11.7	94	8.6	121	11.1	49	4.5
Centre	6	1.0	110	18.3	79	13.1	76	12.6	21	3.5
Fayette	5	0.4	243	18.8	153	11.8	124	9.6	40	3.1
Franklin	17	1.4	312	24.9	177	14.1	139	11.1	39	3.1
Monroe	7	0.3	258	10.4	528	21.3	249	10.0	100	4.0
Schuylkill	3	0.2	263	16.7	260	16.5	177	11.3	38	2.4
Washington	8	0.4	397	22.0	275	15.2	209	11.6	97	5.4
<b><u>5th Class Counties</u></b>										
Adams	4	0.5	52	6.6	92	11.6	102	12.9	25	3.2
Blair	8	0.6	117	8.3	160	11.3	121	8.6	81	5.7
Lawrence	6	0.9	55	8.5	103	15.9	82	12.6	8	1.2
Lebanon	6	0.6	101	9.7	256	24.6	96	9.2	35	3.4
Lycoming	10	0.8	131	10.7	198	16.2	188	15.4	54	4.4
Mercer	5	0.6	97	12.2	90	11.3	97	12.2	21	2.6
Northumberland	2	0.2	107	12.2	115	13.1	107	12.2	21	2.4

Magisterial District Judge - 2023 Civil Processed and Inactive

	Hearing for Defendant	%	Uncategorized	%	Default Judgment Plaintiff	%	Pre-Dispositional Other	%	Cases Processed
<b><u>2nd Class County</u></b>									
Allegheny	877	8.2	898	8.4	3,529	33.0	21	0.2	10,683
<b><u>2A Class Counties</u></b>									
Bucks	435	9.2	454	9.6	1,480	31.3	6	0.1	4,736
Delaware	436	7.5	515	8.9	1,615	27.8	5	0.1	5,810
Lancaster	260	7.2	466	12.8	1,440	39.6	3	0.1	3,634
Montgomery	443	6.6	591	8.8	1,920	28.6	11	0.2	6,713
<b><u>3rd Class Counties</u></b>									
Berks	220	6.5	283	8.4	1,412	41.7	5	0.1	3,385
Chester	137	5.2	191	7.2	918	34.7	4	0.2	2,648
Cumberland	92	4.6	132	6.6	805	40.4	3	0.2	1,995
Dauphin	134	4.6	295	10.1	1,045	35.7	1	<0.1	2,929
Erie	93	3.6	178	6.9	912	35.1	5	0.2	2,598
Lackawanna	177	7.2	90	3.7	737	30.0	1	<0.1	2,460
Lehigh	210	6.2	439	13.0	1,114	33.0	6	0.2	3,378
Luzerne	205	5.2	222	5.6	1,343	34.1	7	0.2	3,933
Northampton	207	7.7	344	12.8	899	33.4	5	0.2	2,689
Westmoreland	214	6.4	186	5.6	1,105	33.0	6	0.2	3,346
York	232	6.0	439	11.4	1,688	43.7	4	0.1	3,867
<b><u>4th Class Counties</u></b>									
Beaver	77	5.6	46	3.3	405	29.4	7	0.5	1,377
Butler	71	4.1	89	5.1	871	50.1	10	0.6	1,739
Cambria	62	5.7	81	7.4	544	50.0	3	0.3	1,088
Centre	34	5.6	70	11.6	205	34.1	1	0.2	602
Fayette	63	4.9	150	11.6	514	39.7	2	0.2	1,294
Franklin	79	6.3	94	7.5	392	31.3	2	0.2	1,251
Monroe	176	7.1	484	19.5	672	27.1	4	0.2	2,478
Schuylkill	78	5.0	123	7.8	630	40.1	0	--	1,572
Washington	89	4.9	121	6.7	606	33.6	3	0.2	1,805
<b><u>5th Class Counties</u></b>									
Adams	37	4.7	89	11.2	392	49.4	0	--	793
Blair	79	5.6	94	6.7	747	52.9	5	0.4	1,412
Lawrence	53	8.2	38	5.9	304	46.8	0	--	649
Lebanon	49	4.7	134	12.9	364	35.0	0	--	1,041
Lycoming	59	4.8	100	8.2	484	39.5	0	--	1,224
Mercer	61	7.7	37	4.7	385	48.5	0	--	793
Northumberland	61	6.9	47	5.3	420	47.7	0	--	880



Magisterial District Judge - 2023 Civil Processed and Inactive

	Default Judgment Defendant	%	Hearing for Plaintiff	%	Dismissed	%	Withdrawn	%	Settled	%
<b><u>6th Class Counties</u></b>										
Armstrong	0	--	58	12.0	35	7.2	63	13.0	12	2.5
Bedford	1	0.3	27	7.3	32	8.6	32	8.6	24	6.5
Bradford	4	0.8	73	14.7	44	8.9	45	9.1	36	7.3
Carbon	0	--	104	12.4	93	11.1	113	13.5	62	7.4
Clarion	0	--	66	18.6	20	5.6	40	11.3	19	5.4
Clearfield	1	0.1	96	13.8	77	11.0	57	8.2	38	5.5
Clinton	1	0.4	33	11.7	35	12.4	23	8.2	13	4.6
Columbia	7	1.2	51	8.6	77	12.9	71	11.9	26	4.4
Crawford	1	0.2	66	12.2	66	12.2	53	9.8	13	2.4
Elk	0	--	16	9.9	10	6.2	29	18.0	10	6.2
Greene	2	0.7	35	12.0	49	16.8	33	11.3	15	5.1
Huntingdon	0	--	34	9.9	25	7.3	72	20.9	11	3.2
Indiana	9	1.2	69	9.5	108	14.8	98	13.4	28	3.8
Jefferson	4	1.2	28	8.6	20	6.1	26	8.0	17	5.2
McKean	2	0.5	84	19.1	35	8.0	39	8.9	47	10.7
Mifflin	3	1.0	34	11.3	23	7.6	13	4.3	15	5.0
Perry	0	--	40	11.0	46	12.6	53	14.5	30	8.2
Pike	2	0.2	101	11.7	152	17.6	85	9.8	52	6.0
Somerset	2	0.3	78	10.7	74	10.1	71	9.7	44	6.0
Susquehanna	2	0.6	81	24.7	39	11.9	34	10.4	24	7.3
Tioga	0	--	29	12.4	15	6.4	30	12.8	6	2.6
Venango	1	0.3	35	10.3	52	15.2	36	10.6	8	2.3
Warren	2	0.6	62	19.6	21	6.6	36	11.4	31	9.8
Wayne	5	0.9	72	13.6	76	14.4	52	9.8	27	5.1
<b><u>7th Class Counties</u></b>										
Juniata	3	2.2	23	17.0	20	14.8	10	7.4	10	7.4
Snyder	3	0.9	25	7.4	31	9.2	44	13.1	19	5.6
Union	0	--	22	10.8	25	12.3	31	15.2	15	7.4
Wyoming	5	2.1	25	10.3	16	6.6	31	12.8	26	10.7
<b><u>8th Class Counties</u></b>										
Cameron	0	--	7	18.4	3	7.9	1	2.6	5	13.2
Forest	0	--	2	5.7	1	2.9	5	14.3	2	5.7
Fulton	0	--	12	13.6	2	2.3	9	10.2	8	9.1
Montour	0	--	52	46.4	24	21.4	10	8.9	5	4.5
Potter	1	1.0	14	14.0	8	8.0	10	10.0	3	3.0
Sullivan	1	2.0	5	10.2	10	20.4	3	6.1	4	8.2

Magisterial District Judge - 2023 Civil Processed and Inactive

	Hearing for Defendant	%	Uncategorized	%	Default Judgment Plaintiff	%	Pre-Dispositional Other	%	Cases Processed
<b><u>6th Class Counties</u></b>									
Armstrong	26	5.4	25	5.2	264	54.5	1	0.2	484
Bedford	25	6.7	26	7.0	205	55.1	0	--	372
Bradford	24	4.8	34	6.9	236	47.6	0	--	496
Carbon	65	7.8	49	5.8	350	41.8	2	0.2	838
Clarion	6	1.7	12	3.4	191	54.0	0	--	354
Clearfield	31	4.4	44	6.3	352	50.5	1	0.1	697
Clinton	22	7.8	22	7.8	133	47.2	0	--	282
Columbia	19	3.2	38	6.4	306	51.4	0	--	595
Crawford	41	7.6	41	7.6	257	47.6	2	0.4	540
Elk	6	3.7	0	--	90	55.9	0	--	161
Greene	15	5.1	36	12.3	106	36.3	1	0.3	292
Huntingdon	13	3.8	16	4.7	172	50.0	1	0.3	344
Indiana	43	5.9	37	5.1	337	46.2	0	--	729
Jefferson	24	7.4	17	5.2	190	58.3	0	--	326
McKean	16	3.6	46	10.5	171	38.9	0	--	440
Mifflin	8	2.7	29	9.6	174	57.8	2	0.7	301
Perry	13	3.6	27	7.4	156	42.7	0	--	365
Pike	47	5.4	113	13.1	312	36.1	1	0.1	865
Somerset	38	5.2	58	7.9	363	49.7	2	0.3	730
Susquehanna	29	8.8	15	4.6	104	31.7	0	--	328
Tioga	18	7.7	7	3.0	129	55.1	0	--	234
Venango	13	3.8	37	10.9	159	46.6	0	--	341
Warren	15	4.7	12	3.8	137	43.4	0	--	316
Wayne	45	8.5	66	12.5	186	35.2	0	--	529
<b><u>7th Class Counties</u></b>									
Juniata	7	5.2	1	0.7	60	44.4	1	0.7	135
Snyder	17	5.0	20	5.9	178	52.8	0	--	337
Union	7	3.4	5	2.5	99	48.5	0	--	204
Wyoming	16	6.6	6	2.5	117	48.3	0	--	242
<b><u>8th Class Counties</u></b>									
Cameron	1	2.6	0	--	21	55.3	0	--	38
Forest	2	5.7	2	5.7	21	60.0	0	--	35
Fulton	4	4.5	2	2.3	51	58.0	0	--	88
Montour	8	7.1	8	7.1	5	4.5	0	--	112
Potter	1	1.0	3	3.0	60	60.0	0	--	100
Sullivan	5	10.2	10	20.4	11	22.4	0	--	49

Magisterial District Judge - 2023 Age of Pending Civil

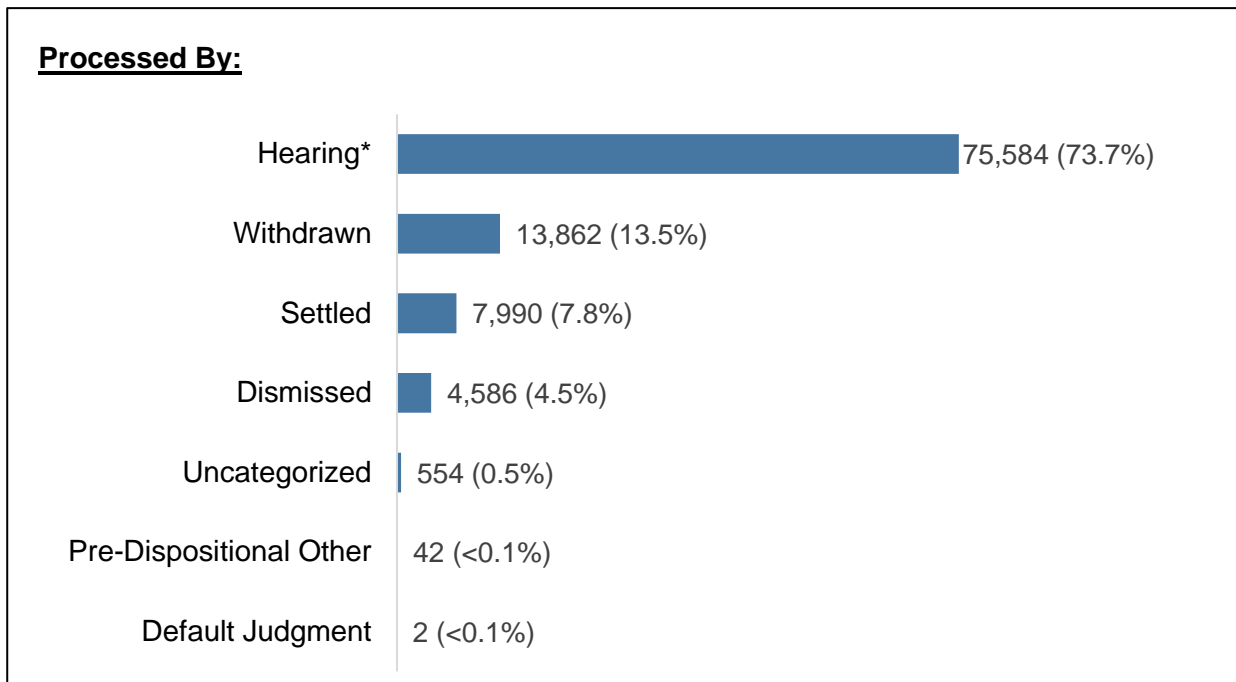
	0-60 Days	%	61-120 Days	%	121-180 Days	%	181-240 Days	%	241-300 Days	%	301-360 Days	%	Over 360 Days	%
<b><u>2nd Class County</u></b>														
Allegheny	1,922	57.6	680	20.4	181	5.4	74	2.2	30	0.9	19	0.6	428	12.8
<b><u>2A Class Counties</u></b>														
Bucks	833	67.7	224	18.2	71	5.8	15	1.2	9	0.7	4	0.3	74	6.0
Delaware	929	34.1	372	13.7	198	7.3	108	4.0	96	3.5	49	1.8	973	35.7
Lancaster	587	47.8	162	13.2	63	5.1	40	3.3	19	1.5	10	0.8	348	28.3
Montgomery	1,092	38.0	454	15.8	199	6.9	77	2.7	44	1.5	21	0.7	988	34.4
<b><u>3rd Class Counties</u></b>														
Berks	615	47.1	204	15.6	69	5.3	38	2.9	24	1.8	18	1.4	339	25.9
Chester	479	62.9	130	17.1	37	4.9	12	1.6	5	0.7	4	0.5	95	12.5
Cumberland	364	64.9	99	17.6	29	5.2	13	2.3	6	1.1	4	0.7	46	8.2
Dauphin	483	34.2	200	14.2	84	6.0	65	4.6	59	4.2	24	1.7	496	35.2
Erie	403	40.5	156	15.7	46	4.6	19	1.9	11	1.1	9	0.9	352	35.3
Lackawanna	406	40.7	237	23.8	69	6.9	51	5.1	19	1.9	24	2.4	191	19.2
Lehigh	578	55.7	212	20.4	73	7.0	32	3.1	11	1.1	13	1.3	119	11.5
Luzerne	652	42.7	276	18.1	114	7.5	53	3.5	47	3.1	29	1.9	357	23.4
Northampton	491	46.0	206	19.3	61	5.7	36	3.4	19	1.8	16	1.5	238	22.3
Westmoreland	516	46.8	159	14.4	46	4.2	17	1.5	9	0.8	10	0.9	345	31.3
York	540	49.9	165	15.2	43	4.0	21	1.9	15	1.4	4	0.4	295	27.2
<b><u>4th Class Counties</u></b>														
Beaver	254	39.9	81	12.7	51	8.0	13	2.0	16	2.5	9	1.4	213	33.4
Butler	222	41.0	65	12.0	13	2.4	2	0.4	4	0.7	1	0.2	235	43.4
Cambria	158	60.3	27	10.3	11	4.2	0	--	0	--	0	--	66	25.2
Centre	90	45.2	24	12.1	4	2.0	2	1.0	3	1.5	1	0.5	75	37.7
Fayette	219	66.4	57	17.3	9	2.7	3	0.9	3	0.9	1	0.3	38	11.5
Franklin	193	58.0	41	12.3	12	3.6	4	1.2	5	1.5	1	0.3	77	23.1
Monroe	449	59.4	154	20.4	46	6.1	28	3.7	13	1.7	7	0.9	59	7.8
Schuylkill	237	56.7	103	24.6	22	5.3	7	1.7	8	1.9	2	0.5	39	9.3
Washington	220	39.6	93	16.7	28	5.0	6	1.1	5	0.9	9	1.6	195	35.1
<b><u>5th Class Counties</u></b>														
Adams	140	68.3	28	13.7	5	2.4	2	1.0	1	0.5	2	1.0	27	13.2
Blair	148	66.1	31	13.8	4	1.8	3	1.3	1	0.4	3	1.3	34	15.2
Lawrence	95	54.3	41	23.4	11	6.3	4	2.3	1	0.6	2	1.1	21	12.0
Lebanon	157	37.0	55	13.0	13	3.1	2	0.5	3	0.7	0	--	194	45.8
Lycoming	199	70.1	31	10.9	8	2.8	6	2.1	0	--	0	--	40	14.1
Mercer	99	41.1	30	12.4	11	4.6	5	2.1	2	0.8	1	0.4	93	38.6
Northumberland	165	41.1	33	8.2	11	2.7	8	2.0	1	0.2	4	1.0	179	44.6

Magisterial District Judge - 2023 Age of Pending Civil

	0-60 Days	%	61-120 Days	%	121-180 Days	%	181-240 Days	%	241-300 Days	%	301-360 Days	%	Over 360 Days	%
<b><u>6th Class Counties</u></b>														
Armstrong	82	68.3	21	17.5	8	6.7	2	1.7	0	--	0	--	7	5.8
Bedford	58	31.7	3	1.6	0	--	0	--	1	0.5	1	0.5	120	65.6
Bradford	94	67.1	17	12.1	5	3.6	0	--	2	1.4	1	0.7	21	15.0
Carbon	109	57.4	45	23.7	10	5.3	6	3.2	3	1.6	1	0.5	16	8.4
Clarion	41	68.3	6	10.0	0	--	2	3.3	0	--	1	1.7	10	16.7
Clearfield	103	23.6	26	6.0	8	1.8	3	0.7	1	0.2	0	--	295	67.7
Clinton	42	72.4	7	12.1	1	1.7	0	--	0	--	0	--	8	13.8
Columbia	100	70.9	18	12.8	16	11.3	0	--	1	0.7	2	1.4	4	2.8
Crawford	61	25.8	20	8.5	6	2.5	1	0.4	0	--	1	0.4	147	62.3
Elk	22	10.1	3	1.4	0	--	1	0.5	0	--	1	0.5	191	87.6
Greene	43	64.2	14	20.9	3	4.5	2	3.0	2	3.0	1	1.5	2	3.0
Huntingdon	41	65.1	12	19.0	1	1.6	2	3.2	0	--	0	--	7	11.1
Indiana	97	59.1	32	19.5	8	4.9	3	1.8	4	2.4	1	0.6	19	11.6
Jefferson	40	44.9	10	11.2	4	4.5	2	2.2	0	--	0	--	33	37.1
McKean	45	61.6	10	13.7	0	--	1	1.4	1	1.4	0	--	16	21.9
Mifflin	38	44.2	8	9.3	3	3.5	1	1.2	0	--	0	--	36	41.9
Perry	56	51.9	15	13.9	5	4.6	0	--	1	0.9	0	--	31	28.7
Pike	176	57.9	64	21.1	17	5.6	0	--	1	0.3	6	2.0	40	13.2
Somerset	86	66.2	14	10.8	3	2.3	1	0.8	0	--	0	--	26	20.0
Susquehanna	34	66.7	8	15.7	5	9.8	1	2.0	1	2.0	1	2.0	1	2.0
Tioga	27	52.9	3	5.9	3	5.9	1	2.0	0	--	0	--	17	33.3
Venango	43	53.1	7	8.6	1	1.2	4	4.9	0	--	0	--	26	32.1
Warren	45	21.3	17	8.1	3	1.4	6	2.8	3	1.4	1	0.5	136	64.5
Wayne	92	59.4	28	18.1	7	4.5	3	1.9	0	--	2	1.3	23	14.8
<b><u>7th Class Counties</u></b>														
Juniata	13	22.0	5	8.5	1	1.7	0	--	0	--	0	--	40	67.8
Snyder	38	49.4	7	9.1	0	--	0	--	1	1.3	1	1.3	30	39.0
Union	26	40.0	9	13.8	8	12.3	3	4.6	2	3.1	2	3.1	15	23.1
Wyoming	48	84.2	2	3.5	1	1.8	2	3.5	1	1.8	0	--	3	5.3
<b><u>8th Class Counties</u></b>														
Cameron	6	37.5	0	--	0	--	0	--	0	--	0	--	10	62.5
Forest	3	20.0	0	--	1	6.7	0	--	0	--	0	--	11	73.3
Fulton	12	38.7	3	9.7	2	6.5	1	3.2	0	--	0	--	13	41.9
Montour	14	25.9	10	18.5	3	5.6	1	1.9	3	5.6	0	--	23	42.6
Potter	14	66.7	3	14.3	0	--	0	--	1	4.8	0	--	3	14.3
Sullivan	9	100.0	0	--	0	--	0	--	0	--	0	--	0	--

## 2023 Magisterial District Judge State Totals Landlord/Tenant

Cases Pending 1/1/23	8,137	Age of Pending Cases		
New Cases Filed	102,744	<b>0-60 Days</b>	4,927	59.6%
Closed Case Status Change	2	<b>61-120 Days</b>	244	3.0%
		<b>121-180 Days</b>	70	0.8%
<b>Cases Available for Processing</b>	<b>110,883</b>	<b>181-240 Days</b>	53	0.6%
		<b>241-300 Days</b>	26	0.3%
<b>Cases Processed and Inactive</b>	<b>102,620</b>	<b>301-360 Days</b>	18	0.2%
		<b>Over 360 Days</b>	2,925	35.4%
<b>Cases Pending 12/31/23</b>	<b>8,263</b>	<b>Total</b>	<b>8,263</b>	



* Hearing for Plaintiff	74,101	(98.0%)
Hearing for Defendant	1,483	(2.0%)

For the most recent data, visit the AOPC website at <http://www.pacourts.us/news-and-statistics/research-and-statistics/dashboard-table-of-contents/magisterial-district-courts-statewide-dashboard>

Magisterial District Judge - 2023 Landlord/Tenant Available for Processing

	Cases Pending 1/1/23	New Cases Filed	Closed Case Status Change	Cases Available for Processing	Cases Processed	Cases Pending 12/31/23
<b><u>2nd Class County</u></b>						
Allegheny	801	13,213	0	14,014	12,924	1,090
<b><u>2A Class Counties</u></b>						
Bucks	364	5,555	0	5,919	5,558	361
Delaware	1,055	7,323	0	8,378	7,454	924
Lancaster	253	5,153	0	5,406	5,098	308
Montgomery	1,035	8,869	0	9,904	8,953	951
<b><u>3rd Class Counties</u></b>						
Berks	270	4,105	0	4,375	4,046	329
Chester	284	3,195	0	3,479	3,285	194
Cumberland	115	2,262	0	2,377	2,279	98
Dauphin	560	7,024	0	7,584	6,974	610
Erie	154	2,984	0	3,138	3,002	136
Lackawanna	287	2,111	0	2,398	2,182	216
Lehigh	339	6,901	0	7,240	6,899	341
Luzerne	203	2,716	0	2,919	2,685	234
Northampton	253	2,870	1	3,124	2,869	255
Westmoreland	196	1,632	0	1,828	1,602	226
York	516	7,344	0	7,860	7,378	482
<b><u>4th Class Counties</u></b>						
Beaver	101	1,451	0	1,552	1,414	138
Butler	99	730	0	829	718	111
Cambria	61	610	0	671	620	51
Centre	85	660	0	745	707	38
Fayette	37	718	0	755	708	47
Franklin	75	1,486	0	1,561	1,466	95
Monroe	81	1,257	0	1,338	1,258	80
Schuylkill	44	960	0	1,004	973	31
Washington	125	1,206	0	1,331	1,201	130
<b><u>5th Class Counties</u></b>						
Adams	9	414	0	423	400	23
Blair	77	1,019	0	1,096	1,040	56
Lawrence	47	662	0	709	662	47
Lebanon	73	924	0	997	935	62
Lycoming	60	1,007	0	1,067	1,011	56
Mercer	42	799	0	841	785	56
Northumberland	47	523	0	570	520	50

Magisterial District Judge - 2023 Landlord/Tenant Available for Processing

	Cases Pending 1/1/23	New Cases Filed	Closed Case Status Change	Cases Available for Processing	Cases Processed	Cases Pending 12/31/23
<b><u>6th Class Counties</u></b>						
Armstrong	7	166	0	173	170	3
Bedford	13	86	0	99	89	10
Bradford	18	318	0	336	327	9
Carbon	15	425	0	440	410	30
Clarion	11	154	0	165	151	14
Clearfield	39	246	0	285	239	46
Clinton	15	221	0	236	218	18
Columbia	21	376	0	397	377	20
Crawford	19	364	0	383	350	33
Elk	7	62	0	69	65	4
Greene	12	162	0	174	167	7
Huntingdon	4	97	0	101	95	6
Indiana	32	308	0	340	306	34
Jefferson	24	98	0	122	96	26
McKean	5	157	0	162	150	12
Mifflin	7	200	0	207	201	6
Perry	30	205	0	235	195	40
Pike	9	109	0	118	112	6
Somerset	10	225	0	235	223	12
Susquehanna	7	105	0	112	109	3
Tioga	4	110	0	114	105	9
Venango	30	155	0	185	154	31
Warren	14	126	0	140	128	12
Wayne	10	139	0	149	140	9
<b><u>7th Class Counties</u></b>						
Juniata	6	37	0	43	36	7
Snyder	2	78	0	80	72	8
Union	3	134	0	137	130	7
Wyoming	1	49	1	51	50	1
<b><u>8th Class Counties</u></b>						
Cameron	1	7	0	8	7	1
Forest	0	2	0	2	2	0
Fulton	5	27	0	32	29	3
Montour	5	88	0	93	85	8
Potter	3	19	0	22	20	2
Sullivan	0	6	0	6	6	0

Magisterial District Judge - 2023 Landlord/Tenant Processed and Inactive

	Hearing for Plaintiff		Settled		Withdrawn		Dismissed		Hearing for Defendant	
		%		%		%		%		%
<b><u>2nd Class County</u></b>										
Allegheny	9,499	73.5	613	4.7	1,786	13.8	786	6.1	217	1.7
<b><u>2A Class Counties</u></b>										
Bucks	3,580	64.4	270	4.9	1,532	27.6	105	1.9	58	1.0
Delaware	5,640	75.7	260	3.5	1,132	15.2	262	3.5	74	1.0
Lancaster	3,465	68.0	420	8.2	932	18.3	140	2.7	98	1.9
Montgomery	5,470	61.1	570	6.4	2,317	25.9	470	5.2	85	0.9
<b><u>3rd Class Counties</u></b>										
Berks	2,922	72.2	419	10.4	346	8.6	215	5.3	130	3.2
Chester	1,689	51.4	289	8.8	1,105	33.6	130	4.0	41	1.2
Cumberland	1,638	71.9	364	16.0	173	7.6	67	2.9	32	1.4
Dauphin	5,078	72.8	1,077	15.4	472	6.8	277	4.0	28	0.4
Erie	2,505	83.4	218	7.3	120	4.0	115	3.8	29	1.0
Lackawanna	1,668	76.4	80	3.7	241	11.0	143	6.6	21	1.0
Lehigh	5,112	74.1	849	12.3	533	7.7	331	4.8	57	0.8
Luzerne	2,101	78.2	99	3.7	211	7.9	184	6.9	55	2.0
Northampton	2,161	75.3	373	13.0	211	7.4	84	2.9	26	0.9
Westmoreland	1,264	78.9	72	4.5	164	10.2	77	4.8	20	1.2
York	5,239	71.0	1,099	14.9	707	9.6	221	3.0	82	1.1
<b><u>4th Class Counties</u></b>										
Beaver	1,183	83.7	25	1.8	83	5.9	94	6.6	26	1.8
Butler	518	72.1	45	6.3	90	12.5	45	6.3	17	2.4
Cambria	499	80.5	9	1.5	43	6.9	25	4.0	16	2.6
Centre	459	64.9	47	6.6	175	24.8	3	0.4	15	2.1
Fayette	571	80.6	26	3.7	67	9.5	31	4.4	6	0.8
Franklin	1,028	70.1	210	14.3	132	9.0	75	5.1	16	1.1
Monroe	930	73.9	87	6.9	152	12.1	54	4.3	28	2.2
Schuylkill	788	81.0	41	4.2	60	6.2	63	6.5	14	1.4
Washington	896	74.6	66	5.5	130	10.8	84	7.0	20	1.7
<b><u>5th Class Counties</u></b>										
Adams	279	69.8	26	6.5	57	14.3	24	6.0	13	3.3
Blair	811	78.0	50	4.8	78	7.5	55	5.3	24	2.3
Lawrence	541	81.7	5	0.8	37	5.6	69	10.4	6	0.9
Lebanon	639	68.3	52	5.6	132	14.1	78	8.3	33	3.5
Lycoming	794	78.5	15	1.5	152	15.0	24	2.4	25	2.5
Mercer	649	82.7	11	1.4	66	8.4	19	2.4	32	4.1
Northumberland	436	83.8	9	1.7	31	6.0	20	3.8	13	2.5



Magisterial District Judge - 2023 Landlord/Tenant Processed and Inactive

	Uncategorized	%	Pre-Dispositional Other	%	Default Judgment Plaintiff	%	Default Judgment Defendant	%	Cases Processed
<b><u>2nd Class County</u></b>									
Allegheny	21	0.2	2	<0.1	0	--	0	--	12,924
<b><u>2A Class Counties</u></b>									
Bucks	6	0.1	7	0.1	0	--	0	--	5,558
Delaware	81	1.1	3	<0.1	2	<0.1	0	--	7,454
Lancaster	40	0.8	3	0.1	0	--	0	--	5,098
Montgomery	39	0.4	2	<0.1	0	--	0	--	8,953
<b><u>3rd Class Counties</u></b>									
Berks	11	0.3	3	0.1	0	--	0	--	4,046
Chester	28	0.9	3	0.1	0	--	0	--	3,285
Cumberland	5	0.2	0	--	0	--	0	--	2,279
Dauphin	39	0.6	3	<0.1	0	--	0	--	6,974
Erie	15	0.5	0	--	0	--	0	--	3,002
Lackawanna	27	1.2	2	0.1	0	--	0	--	2,182
Lehigh	16	0.2	1	<0.1	0	--	0	--	6,899
Luzerne	34	1.3	1	<0.1	0	--	0	--	2,685
Northampton	14	0.5	0	--	0	--	0	--	2,869
Westmoreland	5	0.3	0	--	0	--	0	--	1,602
York	28	0.4	2	<0.1	0	--	0	--	7,378
<b><u>4th Class Counties</u></b>									
Beaver	2	0.1	1	0.1	0	--	0	--	1,414
Butler	1	0.1	2	0.3	0	--	0	--	718
Cambria	28	4.5	0	--	0	--	0	--	620
Centre	8	1.1	0	--	0	--	0	--	707
Fayette	7	1.0	0	--	0	--	0	--	708
Franklin	4	0.3	1	0.1	0	--	0	--	1,466
Monroe	6	0.5	1	0.1	0	--	0	--	1,258
Schuylkill	7	0.7	0	--	0	--	0	--	973
Washington	4	0.3	1	0.1	0	--	0	--	1,201
<b><u>5th Class Counties</u></b>									
Adams	1	0.3	0	--	0	--	0	--	400
Blair	22	2.1	0	--	0	--	0	--	1,040
Lawrence	4	0.6	0	--	0	--	0	--	662
Lebanon	0	--	1	0.1	0	--	0	--	935
Lycoming	1	0.1	0	--	0	--	0	--	1,011
Mercer	8	1.0	0	--	0	--	0	--	785
Northumberland	10	1.9	1	0.2	0	--	0	--	520

Magisterial District Judge - 2023 Landlord/Tenant Processed and Inactive

	Hearing for Plaintiff		Settled		Withdrawn		Dismissed		Hearing for Defendant	
		%		%		%		%		%
<b><u>6th Class Counties</u></b>										
Armstrong	149	87.6	4	2.4	9	5.3	2	1.2	3	1.8
Bedford	71	79.8	4	4.5	3	3.4	8	9.0	2	2.2
Bradford	278	85.0	11	3.4	21	6.4	10	3.1	2	0.6
Carbon	320	78.0	23	5.6	25	6.1	24	5.9	13	3.2
Clarion	126	83.4	2	1.3	9	6.0	11	7.3	3	2.0
Clearfield	190	79.5	9	3.8	13	5.4	24	10.0	2	0.8
Clinton	169	77.5	19	8.7	23	10.6	3	1.4	1	0.5
Columbia	307	81.4	8	2.1	38	10.1	9	2.4	15	4.0
Crawford	279	79.7	6	1.7	44	12.6	14	4.0	6	1.7
Elk	53	81.5	2	3.1	6	9.2	3	4.6	1	1.5
Greene	134	80.2	15	9.0	2	1.2	10	6.0	1	0.6
Huntingdon	76	80.0	3	3.2	14	14.7	1	1.1	1	1.1
Indiana	253	82.7	18	5.9	15	4.9	15	4.9	4	1.3
Jefferson	81	84.4	1	1.0	5	5.2	3	3.1	5	5.2
McKean	132	88.0	8	5.3	3	2.0	5	3.3	2	1.3
Mifflin	158	78.6	5	2.5	26	12.9	2	1.0	9	4.5
Perry	155	79.5	10	5.1	20	10.3	5	2.6	5	2.6
Pike	87	77.7	4	3.6	7	6.3	7	6.3	7	6.3
Somerset	180	80.7	8	3.6	15	6.7	4	1.8	12	5.4
Susquehanna	85	78.0	4	3.7	7	6.4	8	7.3	5	4.6
Tioga	81	77.1	0	--	17	16.2	3	2.9	3	2.9
Venango	129	83.8	2	1.3	10	6.5	10	6.5	3	1.9
Warren	109	85.2	6	4.7	8	6.3	3	2.3	2	1.6
Wayne	120	85.7	2	1.4	10	7.1	4	2.9	4	2.9
<b><u>7th Class Counties</u></b>										
Juniata	28	77.8	5	13.9	2	5.6	0	--	1	2.8
Snyder	54	75.0	1	1.4	12	16.7	3	4.2	2	2.8
Union	90	69.2	5	3.8	18	13.8	12	9.2	5	3.8
Wyoming	46	92.0	0	--	1	2.0	2	4.0	1	2.0
<b><u>8th Class Counties</u></b>										
Cameron	7	100.0	0	--	0	--	0	--	0	--
Forest	2	100.0	0	--	0	--	0	--	0	--
Fulton	21	72.4	1	3.4	4	13.8	2	6.9	0	--
Montour	58	68.2	5	5.9	8	9.4	7	8.2	6	7.1
Potter	18	90.0	2	10.0	0	--	0	--	0	--
Sullivan	3	50.0	1	16.7	0	--	2	33.3	0	--

Magisterial District Judge - 2023 Landlord/Tenant Processed and Inactive

	Uncategorized	%	Pre-Dispositional Other	%	Default Judgment Plaintiff	%	Default Judgment Defendant	%	Cases Processed
<b><u>6th Class Counties</u></b>									
Armstrong	3	1.8	0	--	0	--	0	--	170
Bedford	1	1.1	0	--	0	--	0	--	89
Bradford	5	1.5	0	--	0	--	0	--	327
Carbon	5	1.2	0	--	0	--	0	--	410
Clarion	0	--	0	--	0	--	0	--	151
Clearfield	1	0.4	0	--	0	--	0	--	239
Clinton	3	1.4	0	--	0	--	0	--	218
Columbia	0	--	0	--	0	--	0	--	377
Crawford	0	--	1	0.3	0	--	0	--	350
Elk	0	--	0	--	0	--	0	--	65
Greene	5	3.0	0	--	0	--	0	--	167
Huntingdon	0	--	0	--	0	--	0	--	95
Indiana	1	0.3	0	--	0	--	0	--	306
Jefferson	0	--	1	1.0	0	--	0	--	96
McKean	0	--	0	--	0	--	0	--	150
Mifflin	1	0.5	0	--	0	--	0	--	201
Perry	0	--	0	--	0	--	0	--	195
Pike	0	--	0	--	0	--	0	--	112
Somerset	4	1.8	0	--	0	--	0	--	223
Susquehanna	0	--	0	--	0	--	0	--	109
Tioga	1	1.0	0	--	0	--	0	--	105
Venango	0	--	0	--	0	--	0	--	154
Warren	0	--	0	--	0	--	0	--	128
Wayne	0	--	0	--	0	--	0	--	140
<b><u>7th Class Counties</u></b>									
Juniata	0	--	0	--	0	--	0	--	36
Snyder	0	--	0	--	0	--	0	--	72
Union	0	--	0	--	0	--	0	--	130
Wyoming	0	--	0	--	0	--	0	--	50
<b><u>8th Class Counties</u></b>									
Cameron	0	--	0	--	0	--	0	--	7
Forest	0	--	0	--	0	--	0	--	2
Fulton	1	3.4	0	--	0	--	0	--	29
Montour	1	1.2	0	--	0	--	0	--	85
Potter	0	--	0	--	0	--	0	--	20
Sullivan	0	--	0	--	0	--	0	--	6

Magisterial District Judge - 2023 Age of Pending Landlord/Tenant

	0-60 Days	%	61-120 Days	%	121-180 Days	%	181-240 Days	%	241-300 Days	%	301-360 Days	%	Over 360 Days	%
<b><u>2nd Class County</u></b>														
Allegheny	750	68.8	101	9.3	20	1.8	7	0.6	0	--	0	--	212	19.4
<b><u>2A Class Counties</u></b>														
Bucks	346	95.8	6	1.7	2	0.6	0	--	0	--	0	--	7	1.9
Delaware	409	44.3	26	2.8	7	0.8	9	1.0	4	0.4	4	0.4	465	50.3
Lancaster	197	64.0	1	0.3	0	--	3	1.0	0	--	0	--	107	34.7
Montgomery	490	51.5	17	1.8	8	0.8	4	0.4	1	0.1	2	0.2	429	45.1
<b><u>3rd Class Counties</u></b>														
Berks	225	68.4	6	1.8	0	--	2	0.6	0	--	1	0.3	95	28.9
Chester	151	77.8	9	4.6	3	1.5	1	0.5	0	--	0	--	30	15.5
Cumberland	58	59.2	3	3.1	1	1.0	2	2.0	2	2.0	0	--	32	32.7
Dauphin	374	61.3	6	1.0	3	0.5	8	1.3	1	0.2	3	0.5	215	35.2
Erie	63	46.3	0	--	5	3.7	2	1.5	0	--	0	--	66	48.5
Lackawanna	94	43.5	6	2.8	2	0.9	4	1.9	3	1.4	0	--	107	49.5
Lehigh	321	94.1	7	2.1	0	--	0	--	1	0.3	3	0.9	9	2.6
Luzerne	129	55.1	8	3.4	4	1.7	2	0.9	2	0.9	0	--	89	38.0
Northampton	112	43.9	8	3.1	0	--	2	0.8	3	1.2	1	0.4	129	50.6
Westmoreland	77	34.1	5	2.2	3	1.3	0	--	0	--	1	0.4	140	61.9
York	310	64.3	5	1.0	2	0.4	0	--	2	0.4	0	--	163	33.8
<b><u>4th Class Counties</u></b>														
Beaver	73	52.9	3	2.2	0	--	1	0.7	0	--	0	--	61	44.2
Butler	50	45.0	2	1.8	0	--	1	0.9	0	--	0	--	58	52.3
Cambria	25	49.0	0	--	0	--	0	--	1	2.0	0	--	25	49.0
Centre	20	52.6	0	--	0	--	1	2.6	0	--	0	--	17	44.7
Fayette	29	61.7	2	4.3	0	--	0	--	0	--	0	--	16	34.0
Franklin	46	48.4	1	1.1	0	--	0	--	0	--	0	--	48	50.5
Monroe	56	70.0	5	6.3	0	--	0	--	0	--	0	--	19	23.8
Schuylkill	24	77.4	3	9.7	0	--	0	--	0	--	0	--	4	12.9
Washington	57	43.8	4	3.1	0	--	0	--	1	0.8	1	0.8	67	51.5
<b><u>5th Class Counties</u></b>														
Adams	18	78.3	0	--	1	4.3	0	--	0	--	0	--	4	17.4
Blair	27	48.2	1	1.8	1	1.8	0	--	1	1.8	0	--	26	46.4
Lawrence	39	83.0	2	4.3	1	2.1	0	--	0	--	0	--	5	10.6
Lebanon	27	43.5	0	--	1	1.6	0	--	0	--	0	--	34	54.8
Lycoming	38	67.9	0	--	1	1.8	1	1.8	1	1.8	0	--	15	26.8
Mercer	33	58.9	0	--	0	--	0	--	0	--	0	--	23	41.1
Northumberland	21	42.0	1	2.0	0	--	1	2.0	0	--	0	--	27	54.0

Magisterial District Judge - 2023 Age of Pending Landlord/Tenant

	0-60 Days	%	61-120 Days	%	121-180 Days	%	181-240 Days	%	241-300 Days	%	301-360 Days	%	Over 360 Days	%
<b><u>6th Class Counties</u></b>														
Armstrong	2	66.7	0	--	0	--	0	--	0	--	0	--	1	33.3
Bedford	1	10.0	0	--	0	--	0	--	0	--	0	--	9	90.0
Bradford	7	77.8	0	--	0	--	0	--	0	--	0	--	2	22.2
Carbon	20	66.7	3	10.0	1	3.3	0	--	0	--	1	3.3	5	16.7
Clarion	11	78.6	0	--	0	--	0	--	1	7.1	0	--	2	14.3
Clearfield	14	30.4	0	--	0	--	0	--	0	--	0	--	32	69.6
Clinton	11	61.1	0	--	0	--	0	--	0	--	0	--	7	38.9
Columbia	15	75.0	0	--	2	10.0	0	--	0	--	0	--	3	15.0
Crawford	21	63.6	1	3.0	0	--	0	--	0	--	0	--	11	33.3
Elk	0	--	0	--	0	--	0	--	0	--	0	--	4	100.0
Greene	6	85.7	0	--	0	--	0	--	0	--	0	--	1	14.3
Huntingdon	5	83.3	0	--	0	--	1	16.7	0	--	0	--	0	--
Indiana	31	91.2	0	--	0	--	1	2.9	0	--	0	--	2	5.9
Jefferson	1	3.8	0	--	0	--	0	--	1	3.8	0	--	24	92.3
McKean	8	66.7	0	--	0	--	0	--	0	--	0	--	4	33.3
Mifflin	3	50.0	0	--	0	--	0	--	0	--	0	--	3	50.0
Perry	16	40.0	0	--	0	--	0	--	0	--	0	--	24	60.0
Pike	4	66.7	0	--	0	--	0	--	0	--	0	--	2	33.3
Somerset	10	83.3	1	8.3	0	--	0	--	0	--	0	--	1	8.3
Susquehanna	0	--	0	--	0	--	0	--	0	--	0	--	3	100.0
Tioga	8	88.9	1	11.1	0	--	0	--	0	--	0	--	0	--
Venango	7	22.6	0	--	0	--	0	--	1	3.2	1	3.2	22	71.0
Warren	2	16.7	0	--	0	--	0	--	0	--	0	--	10	83.3
Wayne	9	100.0	0	--	0	--	0	--	0	--	0	--	0	--
<b><u>7th Class Counties</u></b>														
Juniata	3	42.9	0	--	0	--	0	--	0	--	0	--	4	57.1
Snyder	8	100.0	0	--	0	--	0	--	0	--	0	--	0	--
Union	5	71.4	0	--	2	28.6	0	--	0	--	0	--	0	--
Wyoming	1	100.0	0	--	0	--	0	--	0	--	0	--	0	--
<b><u>8th Class Counties</u></b>														
Cameron	1	100.0	0	--	0	--	0	--	0	--	0	--	0	--
Forest	0	--	0	--	0	--	0	--	0	--	0	--	0	--
Fulton	1	33.3	0	--	0	--	0	--	0	--	0	--	2	66.7
Montour	5	62.5	0	--	0	--	0	--	0	--	0	--	3	37.5
Potter	2	100.0	0	--	0	--	0	--	0	--	0	--	0	--
Sullivan	0	--	0	--	0	--	0	--	0	--	0	--	0	--

Magisterial District Judge - 2023 Emergency Protection from Abuse

	Filed	Granted	%	Denied	%	Unreported	%
<b>State Total</b>	<b>9,680</b>	<b>7,883</b>	<b>81.4</b>	<b>1,567</b>	<b>16.2</b>	<b>230</b>	<b>2.4</b>
<b><u>2nd Class County</u></b>							
<b>Allegheny</b>	3,572	2,994	83.8	556	15.6	22	0.6
<b><u>2A Class Counties</u></b>							
<b>Bucks</b>	62	60	96.8	2	3.2	0	--
<b>Delaware</b>	626	607	97.0	12	1.9	7	1.1
<b>Lancaster</b>	127	107	84.3	15	11.8	5	3.9
<b>Montgomery</b>	114	91	79.8	15	13.2	8	7.0
<b><u>3rd Class Counties</u></b>							
<b>Berks</b>	653	410	62.8	227	34.8	16	2.5
<b>Chester</b>	180	146	81.1	34	18.9	0	--
<b>Cumberland</b>	35	30	85.7	4	11.4	1	2.9
<b>Dauphin</b>	457	383	83.8	48	10.5	26	5.7
<b>Erie</b>	25	17	68.0	8	32.0	0	--
<b>Lackawanna</b>	39	25	64.1	0	--	14	35.9
<b>Lehigh</b>	424	381	89.9	43	10.1	0	--
<b>Luzerne</b>	111	94	84.7	15	13.5	2	1.8
<b>Northampton</b>	159	148	93.1	7	4.4	4	2.5
<b>Westmoreland</b>	117	91	77.8	26	22.2	0	--
<b>York</b>	678	430	63.4	230	33.9	18	2.7
<b><u>4th Class Counties</u></b>							
<b>Beaver</b>	317	296	93.4	21	6.6	0	--
<b>Butler</b>	84	55	65.5	29	34.5	0	--
<b>Cambria</b>	11	10	90.9	1	9.1	0	--
<b>Centre</b>	43	33	76.7	3	7.0	7	16.3
<b>Fayette</b>	223	148	66.4	74	33.2	1	0.4
<b>Franklin</b>	2	2	100.0	0	--	0	--
<b>Monroe</b>	36	31	86.1	4	11.1	1	2.8
<b>Schuylkill</b>	50	38	76.0	1	2.0	11	22.0
<b>Washington</b>	107	104	97.2	3	2.8	0	--
<b><u>5th Class Counties</u></b>							
<b>Adams</b>	42	24	57.1	7	16.7	11	26.2
<b>Blair</b>	125	102	81.6	21	16.8	2	1.6
<b>Lawrence</b>	73	54	74.0	1	1.4	18	24.7
<b>Lebanon</b>	16	15	93.8	1	6.3	0	--
<b>Lycoming</b>	35	29	82.9	3	8.6	3	8.6
<b>Mercer</b>	164	131	79.9	33	20.1	0	--
<b>Northumberland</b>	76	52	68.4	0	--	24	31.6

Magisterial District Judge - 2023 Emergency Protection from Abuse

	Filed	Granted	%	Denied	%	Unreported	%
<b><u>6th Class Counties</u></b>							
Armstrong	42	37	88.1	1	2.4	4	9.5
Bedford	0	0	--	0	--	0	--
Bradford	41	29	70.7	4	9.8	8	19.5
Carbon	51	49	96.1	0	--	2	3.9
Clarion	2	2	100.0	0	--	0	--
Clearfield	34	33	97.1	0	--	1	2.9
Clinton	101	85	84.2	16	15.8	0	--
Columbia	38	38	100.0	0	--	0	--
Crawford	10	7	70.0	1	10.0	2	20.0
Elk	23	17	73.9	2	8.7	4	17.4
Greene	153	149	97.4	4	2.6	0	--
Huntingdon	38	36	94.7	2	5.3	0	--
Indiana	18	13	72.2	5	27.8	0	--
Jefferson	7	7	100.0	0	--	0	--
McKean	2	2	100.0	0	--	0	--
Mifflin	2	1	50.0	0	--	1	50.0
Perry	4	3	75.0	0	--	1	25.0
Pike	34	34	100.0	0	--	0	--
Somerset	11	5	45.5	2	18.2	4	36.4
Susquehanna	27	19	70.4	8	29.6	0	--
Tioga	18	16	88.9	2	11.1	0	--
Venango	25	24	96.0	0	--	1	4.0
Warren	3	2	66.7	1	33.3	0	--
Wayne	84	33	39.3	50	59.5	1	1.2
<b><u>7th Class Counties</u></b>							
Juniata	0	0	--	0	--	0	--
Snyder	31	31	100.0	0	--	0	--
Union	29	28	96.6	1	3.4	0	--
Wyoming	35	19	54.3	16	45.7	0	--
<b><u>8th Class Counties</u></b>							
Cameron	2	2	100.0	0	--	0	--
Forest	0	0	--	0	--	0	--
Fulton	2	0	--	2	100.0	0	--
Montour	2	2	100.0	0	--	0	--
Potter	11	11	100.0	0	--	0	--
Sullivan	17	11	64.7	6	35.3	0	--

---

---

## **MAGISTERIAL DISTRICT JUDGE**

<b>Active Warrant Status Change</b>	Cases that begin the reporting period with an active warrant and the warrant was returned or cancelled during the reporting period.
<b>Adjudicated Case Status Change</b>	Cases that were adjudicated prior to the reporting period and had the disposition removed during the reporting period.
<b>Age of Pending Cases</b>	A breakdown of the active magisterial district judge caseload by the interval of time elapsed from the date the case is filed in the magisterial district judge office to the end of the current year.
<b>Bankruptcy Status Change</b>	Cases that were in a bankruptcy status prior to the reporting period and had the bankruptcy removed or discharged during the reporting period.
<b>Cases Disposed</b>	The number of cases in which a magisterial district judge renders a decision, a guilty plea is entered, or some other final decision is made. A case is counted as disposed even though all fines and costs may not have been collected.
<b>Cases Filed</b>	<p>The number of cases initiated during the year.</p> <p>Initiated by a citation: Traffic and Non-Traffic;</p> <p>Initiated by a complaint: Civil Action, Landlord/Tenant Action and Private Criminal;</p> <p>Initiated by a petition: Emergency Protection From Abuse.</p> <p>The individually numbered docket transcript (OTN) is the unit of count for Criminal Cases.</p>
<b>Civil</b>	A civil action involving a claim of \$12,000 or less.
<b>Closed Case Status Change</b>	Cases that were in a closed status prior to the reporting period and had the status changed from closed to another status.
<b>Criminal Case</b>	The set of Felony, Misdemeanor or Escalating Summary charges arising from a single criminal incident. When an incident involves co-defendants, the prosecution of each defendant is counted separately (i.e., only one defendant per case).
<b>Default Judgment Defendant/Plaintiff</b>	A disposition category for Civil, and Landlord/Tenant, referring to the number of cases in which a judgment was entered for one party because the other party failed to appear.
<b>Denied</b>	A disposition category for Emergency Protection From Abuse cases, referring to the number of emergency petitions in which an immediate and present danger of abuse to the plaintiff and/or minor children was not found by the magisterial district judge or Philadelphia Municipal Court judge.



---

<b>Dismissed</b>	A disposition category referring to the number of cases dismissed or discharged by the magisterial district judge.
<b>Diversionsary Disposition</b>	Includes cases that have been processed by Accelerated Rehabilitative Disposition (ARD), dismissed by ARD, or dismissed due to participation in a Diversionsary program such as Veterans Court.
<b>Emergency Protection From Abuse</b>	A type of case in which the plaintiff petitions for emergency relief from abuse by the defendant. Immediate and present danger of abuse to the plaintiff and/or minor children constitutes cause for an emergency protection order.
<b>Felony/Misdemeanor/ Escalating Summary</b>	A Felony is a statutory class of crime generally more serious than a misdemeanor; murder of the first degree is also counted with felonies. A Misdemeanor is a statutory class of crime generally more serious than a summary offense and less serious than a felony. The maximum term of imprisonment for a misdemeanor may not exceed five years. For a summary offense, the maximum term of imprisonment may not exceed 90 days. An Escalating Summary is a charge (e.g., retail or library theft) for which the grading as a summary or misdemeanor/felony is determined by the defendant's criminal history.
<b>Granted</b>	A disposition category for Emergency Protection From Abuse cases, referring to the number of emergency petitions in which an immediate and present danger of abuse to the plaintiff and/or minor children was found by the magisterial district judge or Philadelphia Municipal Court judge.
<b>Guilty Plea</b>	A disposition category referring to the number of cases in which the defendant admits having committed the offense for which he is charged. For Traffic and Non-Traffic Citations, guilty pleas include defendants submitting payment of fines and costs without pleading guilty on the citation forms.
<b>Held for Court</b>	A disposition category referring to the number of cases for which a prima facie case was established and the defendant was held for court.
<b>Landlord/Tenant</b>	Action of landlord/lessor against a tenant/lessee for the recovery of real property. The complaint may include a claim for rent due unpaid. Also, included in this category are defendant claims against the plaintiff arising from occupancy of the premise.
<b>Non-Traffic Citation</b>	A summary offense in which charges are initiated by a police officer, other than those classified under Traffic Citation.
<b>Pre-Dispositional Other</b>	Cases that remain in Inactive status at the end of the reporting period for reasons other than warrants. Bankruptcy being the most common reason.
<b>Pre-Dispositional Warrant</b>	Cases prior to adjudication that began the reporting period in an active status and had a warrant issued that remains active at the close of the reporting period.

---

---

---

<b>Private Criminal Complaint</b>	A summary offense in which charges are initiated by a private citizen.
<b>Post-Dispositional Other</b>	Included in this category are cases dismissed due to defendant deceased and cases with a Sent to Common Pleas disposition.
<b>Settled</b>	A disposition category referring to cases in which the parties resolve the issues of the dispute.
<b>Traffic Citation</b>	A traffic citation initiates summary proceedings for offenses under the Pennsylvania Vehicle Code, or for violations of local parking ordinances not covered by the Vehicle Code.
<b>Uncategorized</b>	Cases marked closed during the reporting period, but without a final disposition entered, such as cases transferred to other district courts.
<b>Waiver of Preliminary Hearing</b>	A disposition category referring to cases forwarded to common pleas court after a preliminary hearing has been waived.
<b>Withdrawn</b>	A disposition category referring to cases in which the prosecutor formally withdraws the charges. For Civil and Landlord/Tenant, a disposition category referring to the number of cases in which the plaintiff withdrew the complaint.

# 2023 Philadelphia Municipal Court

	<u>Felony/ Misdemeanor</u>	<u>Summary</u>	<u>Total</u>
<b>Cases Pending 1/1/23</b>	7,841	541	8,382
New Cases Filed	22,755	2,366	25,121
Cases Reopened	2,099	373	2,472
<b>Cases Available for Processing</b>	<b>32,695</b>	<b>3,280</b>	<b>35,975</b>
<b>Cases Processed</b>	<b>25,733</b>	<b>2,883</b>	<b>28,616</b>
<b>Cases Pending 12/31/23</b>	<b>6,962</b>	<b>397</b>	<b>7,359</b>

## Private Criminal Complaints

<b>Cases Pending 1/1/23</b>	<b>1,955</b>
New Cases Filed	248
Cases Processed	167
<b>Cases Pending 12/31/23</b>	<b>2,036</b>

## Civil Complaints

<b>Cases Pending 1/1/23</b>	<b>49,096</b>
New Cases Filed	39,082
Cases Processed	45,934
<b>Cases Pending 12/31/23</b>	<b>42,244</b>

## Emergency Protection from Abuse

Filed	2,366
Granted	2,366
Denied	0

## Age of Pending Felony/Misdemeanor

<b>0-60 Days</b>	3,060	44.0%
<b>61-120 Days</b>	1,632	23.4%
<b>121-180 Days</b>	727	10.4%
<b>181-240 Days</b>	345	5.0%
<b>241-300 Days</b>	222	3.2%
<b>301-360 Days</b>	150	2.2%
<b>Over 360 Days</b>	826	11.9%
<b>Total</b>	<b>6,962</b>	

## Age of Pending Summary

<b>0-60 Days</b>	278	70.0%
<b>61-120 Days</b>	37	9.3%
<b>121-180 Days</b>	27	6.8%
<b>181-240 Days</b>	4	1.0%
<b>241-300 Days</b>	1	0.3%
<b>301-360 Days</b>	6	1.5%
<b>Over 360 Days</b>	44	11.1%
<b>Total</b>	<b>397</b>	

## Age of Pending Total

<b>0-60 Days</b>	3,338	45.4%
<b>61-120 Days</b>	1,669	22.7%
<b>121-180 Days</b>	754	10.2%
<b>181-240 Days</b>	349	4.7%
<b>241-300 Days</b>	223	3.0%
<b>301-360 Days</b>	156	2.1%
<b>Over 360 Days</b>	870	11.8%
<b>Total</b>	<b>7,359</b>	

## Felony/Misdemeanor Processed By:

Withdrawn/Dismissed	10,264 (39.9%)
Held for Court	9,767 (38.0%)
Inactive Cases	2,024 (7.9%)
Guilty Pleas	1,299 (5.0%)
ARD	1,126 (4.4%)
Trial/Non Trial	765 (3.0%)
Transfers	392 (1.5%)
Uncategorized	95 (0.4%)
Other	1 (<0.1%)

## Summary Processed By:

Withdrawn/Dismissed	1,449 (50.3%)
ARD	658 (22.8%)
Trial/Non Trial	429 (14.9%)
Inactive Cases	253 (8.8%)
Guilty Pleas	93 (3.2%)
Uncategorized	1 (<0.1%)

## Total Processed By:

Withdrawn/Dismissed	11,713 (40.9%)
Held for Court	9,767 (34.1%)
Inactive Cases	2,277 (8.0%)
ARD	1,784 (6.2%)
Guilty Pleas	1,392 (4.9%)
Trial/Non Trial	1,194 (4.2%)
Transfers	392 (1.4%)
Uncategorized	96 (0.3%)
Other	1 (<0.1%)

# 2023 Philadelphia Municipal Court - Traffic Division

Open Tickets from Prior Year	26,419
New Tickets Filed	45,437
Reopened Tickets	267
<b>Tickets Available for Processing</b>	<b>72,123</b>
<b>Processed</b>	<b>62,791</b>
<b>Cases Pending 12/31/23</b>	<b>9,332</b>

## Processed By:

* Trial	31,406 (50.0%)
Prosecution Withdrawn	13,521 (21.5%)
Guilty Plea	8,380 (13.3%)
P.a.R.J.A. 1901 Purge	5,444 (8.7%)
** Inactive	1,981 (3.2%)
Deceased	1,017 (1.6%)
Dismissal	868 (1.4%)
Voided Tickets	174 (0.3%)

\* Trial Guilty 29,214 (46.5%)

Trial Not Guilty 2,192 (3.5%)

\*\* Open cases with no hearing scheduled.

## Age of Pending Cases

0-60 Days	8,747	93.7%
61-120 Days	581	6.2%
121-180 Days	4	<0.1%
181-240 Days	0	0.0%
241-300 Days	0	0.0%
301-360 Days	0	0.0%
Over 360 Days	0	0.0%
<b>Total</b>	<b>9,332</b>	

## Arrest Warrants

Issued in 2023	90,721
Open from 2023	48,888
Cancelled in 2023	41,833

## Open Warrants as of 12/31/2023

	Pre-Disposition	Post-Disposition
0-1 Year	3,385	74,910
2-5 Years	6,057	100,154
6-10 Years	6,935	119,772
More than 10 Years	86,178	336,217
<b>Total</b>	<b>102,555</b>	<b>631,053</b>