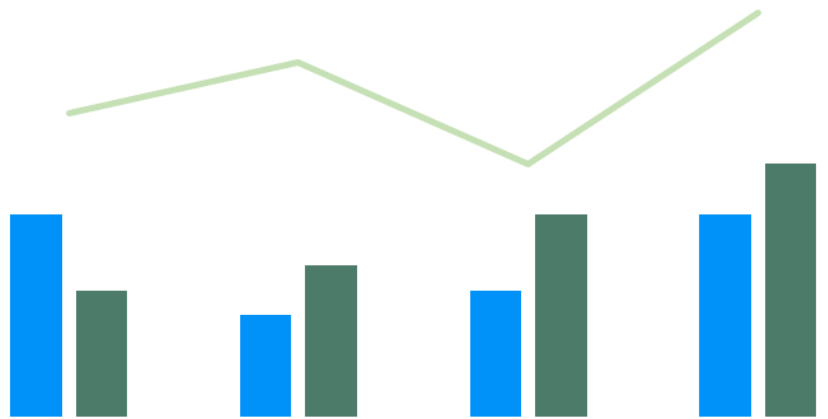
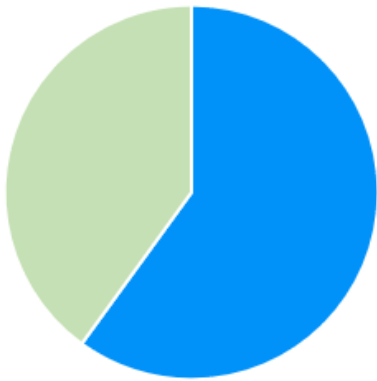


2022

Court of Common Pleas
Caseload Statistics for

Sullivan County



We are pleased to provide you with a copy of the 2022 County Caseload Display pages. They can also be viewed on the AOPC webpage at www.pacourts.us in the *News & Statistics* section under *Research & Statistics*.

Should you have any questions or comments, please do not hesitate to contact me at 717.231.3300.

Sincerely,

A handwritten signature in black ink, appearing to read "Sasanka", is written over a horizontal line. The signature is fluid and cursive.

Sasanka Adikari, Ph.D.
Data Scientist
Department of Research and Statistics

Table of Contents

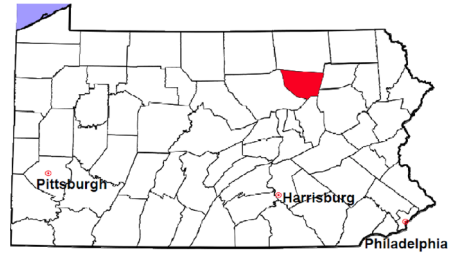
CPCMS Criminal	Page 1
CPCMS Criminal - New Cases by Case Type.....	Page 2
Civil.....	Page 3
Civil - Docketed Cases Listed by Case Type.....	Page 4
Protection From Abuse	Page 5
Spousal & Child Support and Paternity	Page 6
Custody/Partial Custody/Visitation.....	Page 7
Divorce	Page 8
Juvenile Dependency - Active Dependent Inventory	Page 9
Juvenile Dependency - Adjudicated Dependent Inventory	Page 10
Juvenile Delinquency - Cases Pending Disposition.....	Page 11
Juvenile Delinquency - New Cases by Case Type	Page 12
Juvenile Delinquency - Formal Dispositions	Page 13
Juvenile Delinquency - Informal Dispositions	Page 14
Accounts.....	Page 15
Adoptions.....	Page 16
Relinquishments/Terminations	Page 17
Appointment of Guardians	Page 18
Jury Yield and Utilization	Page 19
Problem Solving Courts.....	Pages 20-21

Sullivan County

2022 Population estimate: 5,855

Class of County: 8th

No. of Common Pleas Court Judgeships: 1
(Sullivan and Wyoming combined)

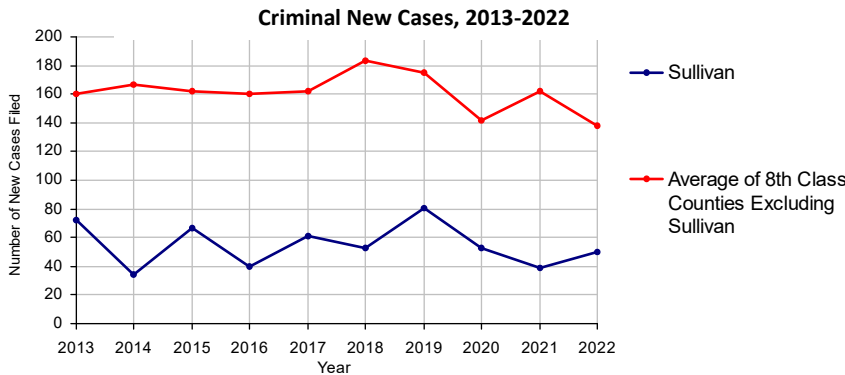


2022 Criminal	No. of Cases
Cases Pending 1/1/2022	14
New Cases Filed in 2022	50
Reopened Cases	2
Cases Available for Processing	66
Processed by:	
Withdrawn/Dismissed	3 7.1%
Diversionsary Disposition*	9 21.4%
Guilty Plea	27 64.3%
Non-Jury Trial	0
Jury Trial	3 7.1%
Inactive	0
Other	0
Total Cases Processed	42 100.0%
Cases Pending 12/31/2022	24
Cases Awaiting Sentencing	16

Age of Pending Cases as of 12/31/2022		
0-60 Days	8	33.3%
61-120 Days	6	25.0%
121-180 Days	1	4.2%
181-240 Days	0	
241-300 Days	2	8.3%
301-360 Days	2	8.3%
Over 360 Days	5	20.8%
Total	24	100.0%

Data provided by CPCMS

* Includes other diversionsary programs such as Veterans Court.



Sullivan County



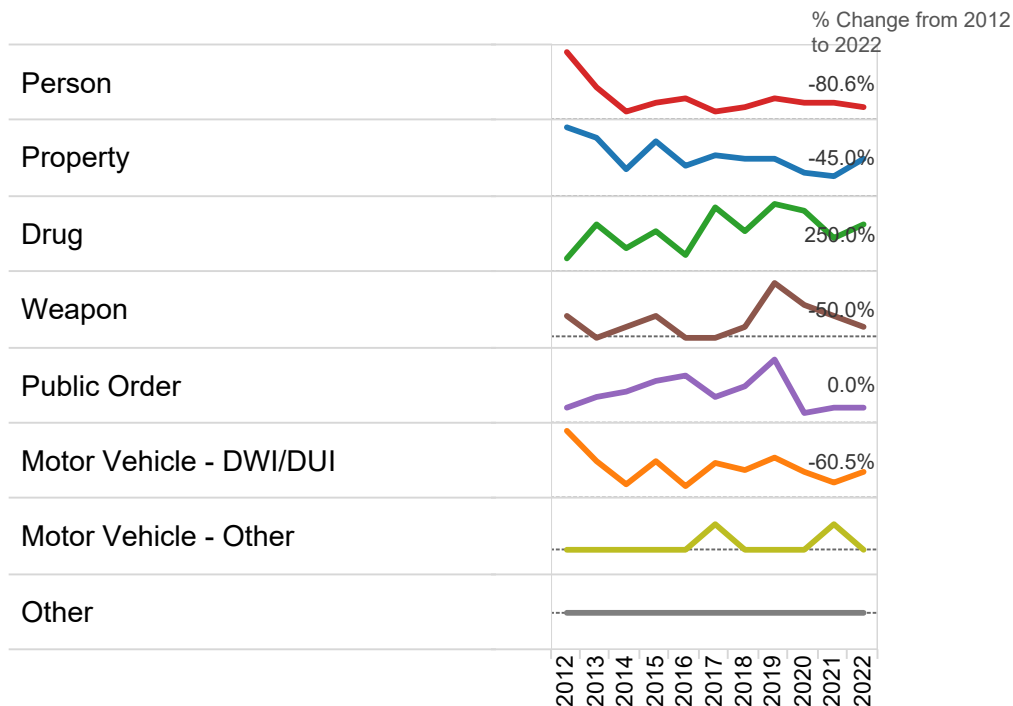
2022 Population: 5,855
 Class of County: 8th
 No. of Common Pleas Judgeships: 1
 (Sullivan and Wyoming combined)

2022 Criminal - New Cases by Offense Type

Case Type	Felony	Misdemeanor	Summary	Total	
Person	2	4	0	6	12.0%
Property	5	6	0	11	22.0%
Drug	1	13	0	14	28.0%
Weapon	1	0	0	1	2.0%
Public Order	2	1	0	3	6.0%
Motor Vehicle - DWI/DUI	0	15	0	15	30.0%
Motor Vehicle - Other	0	0	0	0	0.0%
Other	0	0	0	0	0.0%
Total	11	39	0	50	100.0%
	22.0%	78.0%	0.0%	100.0%	

Data provided by CPCMS

Criminal New Cases by Offense Type, 2012-2022

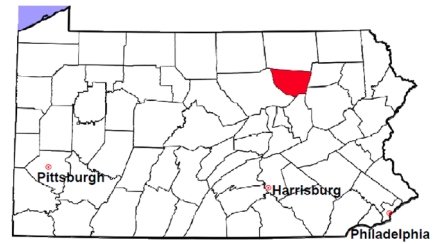


Sullivan County

2022 Population estimate: 5,855

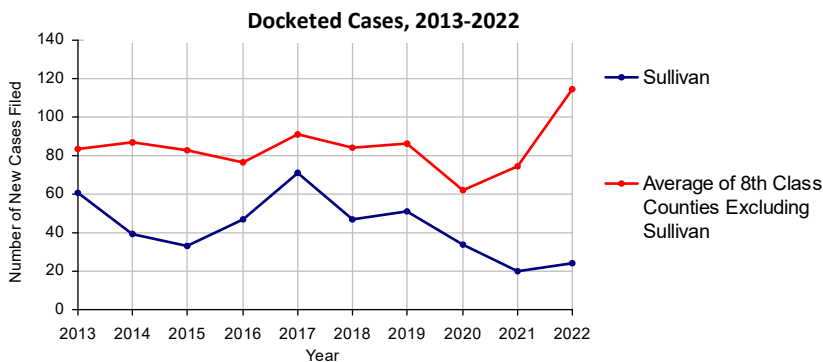
Class of County: 8th

No. of Common Pleas Court Judgeships: 1
(Sullivan and Wyoming combined)



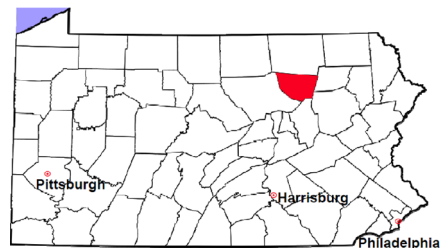
2022 Civil	Civil Action	Other	Total
Cases Pending 1/1/2022	35	86	121
Docketed Cases	13	11	24
Arbitration Appeals	0	0	0
Transferred In	0	0	0
Returned to Active	0	0	0
Cases Available for Processing	48	97	145
Processed By:			
Default Judgments	4	2	6
Cases Decided by Arbitration Board	1	0	1
Dispositive Motions	0	0	0
Settlements	0	0	0
Moved to Inactive Status	0	0	0
Transferred/Withdrawn	0	0	0
Dismissed/Discontinued	10	9	19
Administrative Purge	0	0	0
Other	0	0	0
Jury Trial	0	0	0
Non-Jury Trial	0	0	0
Total Cases Processed	15	11	26
Cases Pending 12/31/2022	33	86	119

Age of Pending Cases as of 12/31/2022 (Civil Action Only)		
0-6 months	3	9.1%
7-12 months	6	18.2%
13-18 months	3	9.1%
19-24 months	4	12.1%
25-30 months	4	12.1%
31-36 months	2	6.1%
37-42 months	5	15.2%
43-48 months	3	9.1%
49-54 months	2	6.1%
55-60 months	0	
61-66 months	0	
67-72 months	1	3.0%
Over 72 months	0	
Total	33	100.0%



Sullivan County

2022 Population estimate: 5,855
 Class of County: 8th
 No. of Common Pleas Court Judgeships: 1
 (Sullivan and Wyoming combined)



2022 Civil - Docketed Cases Listed by Case Type

TORT 3 12.5%

(does not include mass tort)

Intentional	0
Malicious Prosecution	0
Motor Vehicle	3
Nuisance	0
Premise Liability	0
Product Liability	0
Slander/Libel/Defamation	0
Other	0

MASS TORT 0

Asbestos	0
Tobacco	0
Toxic Tort - DES	0
Toxic Tort - Implant	0
Toxic Waste	0
Other	0

PROFESSIONAL LIABILITY 0

Dental	0
Legal	0
Medical Malpractice	0
Other	0

CONTRACT 10 41.7%

(does not include judgments)

Buyer Plaintiff	0
Debt Collection: Credit Card	3
Debt Collection: Other	5
Employment Dispute: Discrimination	0
Employment Dispute: Other	0
Other	2

Of the Docketed Cases:

Pro Se Filings: 0 Class Action Suits: 0 MDJ Appeals: 0

*Civil Other

REAL PROPERTY 6 25.0%

Ejectment*	1
Eminent Domain/Condemnation*	0
Ground Rent	0
Landlord/Tenant Dispute	0
Mortgage Foreclosure:	
Residential*	5
Commercial*	0
Partition of Real Property*	0
Quiet Title*	0
Other*	0

CIVIL APPEALS 1 4.2%

- Administrative Agencies

Board of Assessment*	0
Board of Elections*	0
Dept. of Transportation*	1
Zoning Board*	0
Statutory Appeal - Other*	0
Other*	0

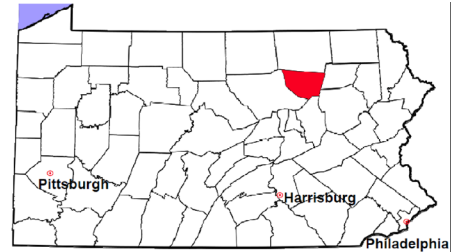
MISCELLANEOUS 4 16.7%

Common Law/	
Statutory Arbitration*	0
Declaratory Judgment*	1
Mandamus*	0
Non-Domestic Relations	
Restraining Order*	0
Quo Warranto*	0
Replevin*	0
Other*	3

TOTAL DOCKETED CASES: 24 100.0%

Sullivan County

2022 Population estimate: 5,855
 Class of County: 8th
 No. of Common Pleas Court Judgeships: 1
 (Sullivan and Wyoming combined)



2022 Protection From Abuse

**No. of
Petitions**

Cases Pending 1/1/2022	3
New Cases Filed in 2022	13
<i>Of these, Petitions Requesting Temporary Orders: 13 (100.0%)</i>	
<i>Temporary Orders DENIED: 1 (7.7%), Temporary Orders GRANTED: 12 (92.3%)</i>	

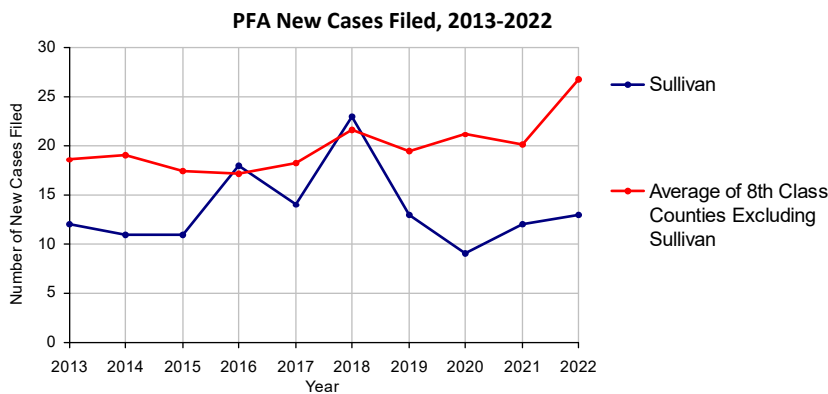
Cases Available for Processing 16

Processed By:

Temporary Order DENIED After Ex Parte Hearing and No Evidentiary Hearing Scheduled	1	7.1%
Temporary Order DISMISSED After Evidentiary Hearing and No Final Order Entered	1	7.1%
Final Order DENIED After Evidentiary Hearing Before a Judge or a Judicial Officer	0	
Final Order GRANTED After Evidentiary Hearing Before a Judge or a Judicial Officer	5	35.7%
Plaintiff Did Not Appear For Evidentiary Hearing	0	
Final Order by STIPULATION OR AGREEMENT Between the Parties	7	50.0%
Petition WITHDRAWN by Plaintiff	0	
TRANSFERRED to Another Jurisdiction	0	
Other	0	

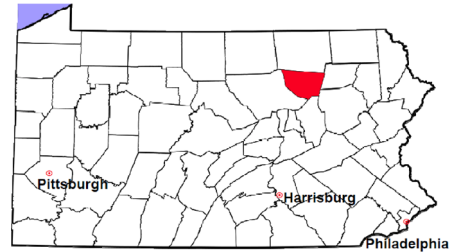
Cases Processed 14 100.0%

Cases Pending 12/31/2022 2



Sullivan County

2022 Population estimate: 5,855
 Class of County: 8th
 No. of Common Pleas Court Judgeships: 1
 (Sullivan and Wyoming combined)



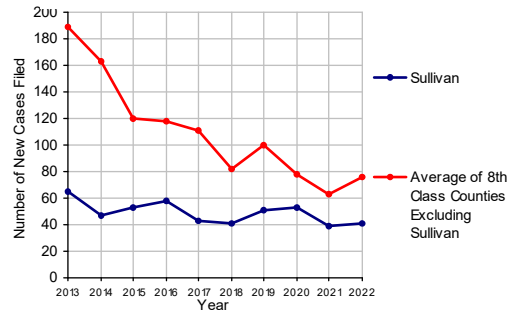
2022 Spousal & Child Support	No. of Petitions
Cases Pending 1/1/2022	7
New Cases Filed in 2022	41
Dockets Transferred In (+)	2
Dockets Transferred Out (-)	0
Cases Available for Processing	50
Processed By:	
Judge	1 3.0%
Intake Officer	32 97.0%
Hearing Officer	0
Other	0
Cases Processed	33 100.0%
Cases Pending 12/31/2022	17

Data provided by PACSES

2022 Paternity	No. of Cases
Acknowledgements Filed:	
Non-Domestic Relations Section	4 100.0%
During Conference	0
Non-Stipulated (post genetic test)	0
Pre-Trial Conference	0
Total	4 100.0%
Established:	
Stipulated by Genetic Tests	0
Default - Father Failed to Appear	0
Adjudication by Court Proceeding	0
Out of State	0
Total	0
Cases Pending 12/31/2022	1

Data provided by PACSES

Spousal & Child Support New Cases Filed, 2013-2022



DEFINITIONS:

ACKNOWLEDGEMENTS FILED:

NON-DOMESTIC RELATIONS SECTION: The voluntary Acknowledgement of Paternity by the alleged father.
DURING CONFERENCE: The alleged father signed the Acknowledgement of Paternity-Waiver of Trial (PE-010) at the initial child support conference.
NON-STIPULATED (POST GENETIC TEST): The alleged father signed the Acknowledgement of Paternity-Waiver of Trial after genetic tests were conducted and resulted in the alleged father being determined to be the biological father.
PRE-TRIAL CONFERENCE: The alleged father signed the Acknowledgement of Paternity-Waiver of Trial at the pre-trial conference.

ESTABLISHED:

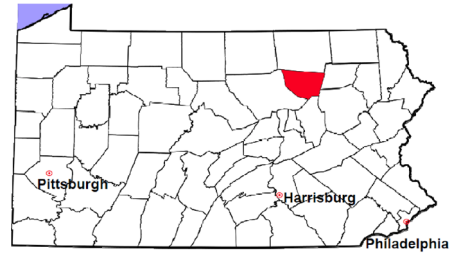
STIPULATED BY GENETIC TESTS: The alleged father requested genetic tests and signed a stipulation that if the test results had a 99% or higher probability of paternity then the alleged father would be stipulated as the biological father of the child.
DEFAULT - FATHER FAILED TO APPEAR: The alleged father failed to appear after being served for either a support conference, hearing, or genetic test and a default paternity order was entered by the court.
ADJUDICATION BY COURT PROCEEDING: The alleged father was determined to be the biological father of the child through a court proceeding.
OUT OF STATE: Paternity was established in another state, "Out of state only".

Sullivan County

2022 Population Estimate: 5,855

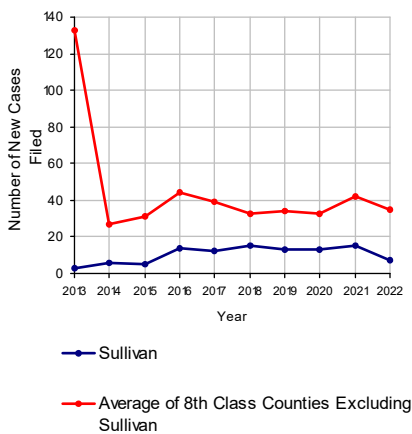
Class of County: 8th

No. of Common Pleas Court Judgeships: 1
(Sullivan and Wyoming combined)

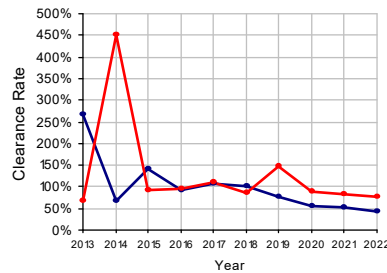


2022 Custody/Partial Custody/Visitation	No. of Petitions	
Cases Pending 1/1/2022	18	
New Cases Filed in 2022	7	
Cases Available for Processing	25	
Processed By:		
Judge	3	100.0%
Non-Judicial Officer	0	
Administrative Review/Purge	0	
Other	0	
Cases Processed	3	100.0%
Cases Pending 12/31/2022	22	

C Custody/Partial Custody/Visitation New Cases Filed, 2013-2022

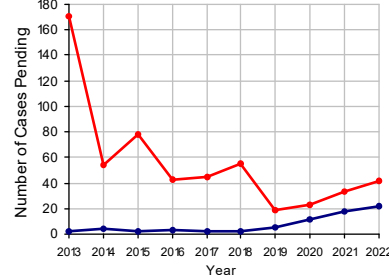


Clearance Rate, 2013-2022



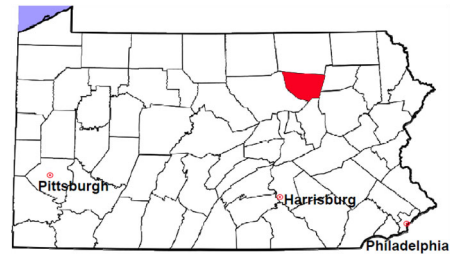
Note: Clearance Rate = Cases Processed / New Cases Filed

C₂ Cases Pending at the End of Year, 2013-2022

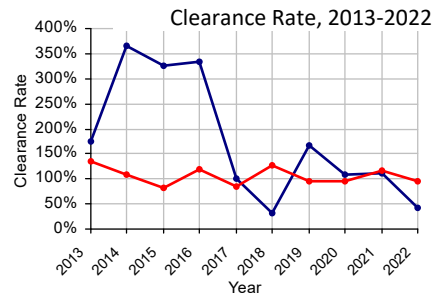
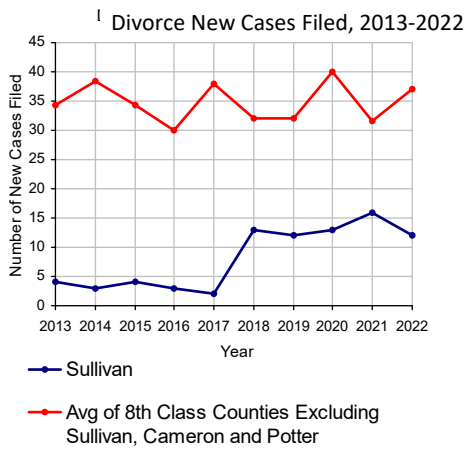


Sullivan County

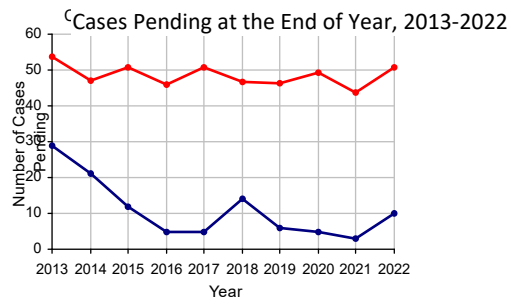
2022 Population estimate: 5,855
 Class of County: 8th
 No. of Common Pleas Court Judgeships: 1
 (Sullivan and Wyoming combined)



	No. of Petitions	
Cases Pending 1/1/2022	3	
New Cases Filed in 2022	12	
Cases Available for Processing	15	
Processed By:		
Contested Before a Judge	0	
Contested Before a Non-Judicial Officer	0	
Uncontested	5	100.0%
Administrative Review/Purge	0	
Other	0	
Cases Processed	5	100.0%
Cases Pending 12/31/2022	10	



Note: Clearance Rate = Cases Processed / New Cases Filed

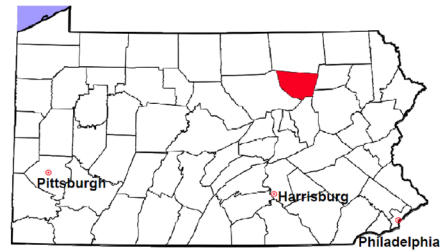


Note. 1) Due to a high number of out-of-district petitions, Cameron and Potter Counties have a larger inventories than other 8th class counties. Therefore, it is not meaningful to compare Cameron and Potter Counties with other 8th class counties.

2) The unusually high clearance rate in 2014 was due to an administrative review and purge.

Sullivan County

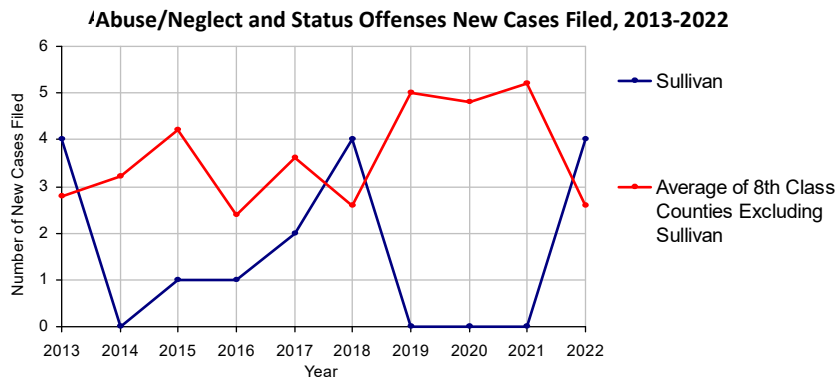
2022 Population estimate: 5,855
 Class of County: 8th
 No. of Common Pleas Court Judgeships: 1
 (Sullivan and Wyoming combined)



2022 Juvenile Dependency - Petitions Pending Adjudication

	Abuse/ Neglect	Status Offenses	Total
Cases Pending 1/1/2022	0	0	0
New Petitions Filed in 2022	4	0	4
Other	0	0	0
Total Petitions Available for Processing	4	0	4
Processed by:			
Adjudicated Dependent			
Judge	0	0	0
Juvenile Court Hearing Officer	0	0	0
Adjudicated NOT Dependent			
Judge	0	0	0
Juvenile Court Hearing Officer	0	0	0
Withdrawn/Dismissed/Transferred	2	0	2
Other	0	0	0
Total Petitions Processed	2	0	2
Cases Pending 12/31/2022	2	0	2

Data provided by CPCMS

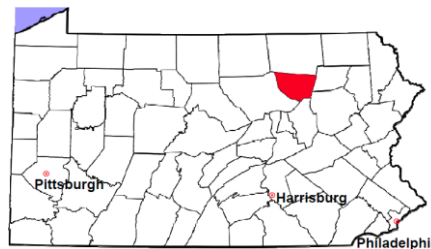


Sullivan County

2022 Population estimate: 5,855

Class of County: 8th

No. of Common Pleas Court Judgeships: 1
(Sullivan and Wyoming combined)



2022 Juvenile Dependency - Adjudicated Dependent Inventory

	Abuse/ Neglect	Status Offenses	Total
Cases Pending 1/1/2022	0	0	0
New Adjudicated Dependent Cases	0	0	0
Other	0	0	0
Total Adjudicated Dependent Cases	0	0	0
<u>Court Supervision Terminated:</u>			
Family Reunification	0	0	0
Adoption	0	0	0
Placement with a Relative/Guardian	0	0	0
Aged Out	0	0	0
Other Permanency Outcomes*	0	0	0
Other**	0	0	0
Total Adjudicated Dependent Cases Terminated	0	0	0
Cases Pending 12/31/2022	0	0	0

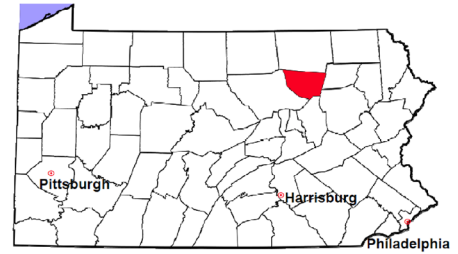
Data provided by CPCMS

* Other Permanency Outcomes include: adjudicated delinquent, death due to natural causes, emancipation, permanent living arrangement, and parent has come forward.

** Other includes cases where court supervision is terminated due to transfer out of jurisdiction, withdrawal and administrative closure.

Sullivan County

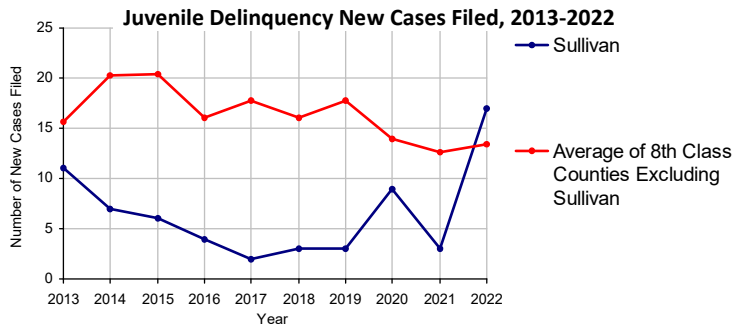
2022 Population estimate: 5,855
 Class of County: 8th
 No. of Common Pleas Court Judgeships: 1
 (Sullivan and Wyoming combined)



2022 Juvenile Delinquency - Cases Pending Disposition

Begin Pending	0
New Cases	17
Consent Decree Revoked	0
Informal Adjustment Program Revoked	0
Alternative Program Revoked	0
Warrant Returned	0
Other	0
Total Cases Available for Disposition	17
Warrant Issued	0
Disposed by:	
Adjudicated Delinquent by a Judge	8
Adjudicated Delinquent by a Juvenile Court Hearing Officer	0
Consent Decree Entered	1
Informal Adjustment Program Entered	0
Warned and Counseled (Pre-Petition)	0
Dismissed/Withdrawn/Transferred	3
Transferred to Criminal Court	0
Other	2
Total Cases Disposed	14
End Pending	3

Data provided by CPCMS



Sullivan County

2022 Population: 5,855
 Class of County: 8th
 No. of Common Pleas Judgeships: 1
 (Sullivan and Wyoming combined)

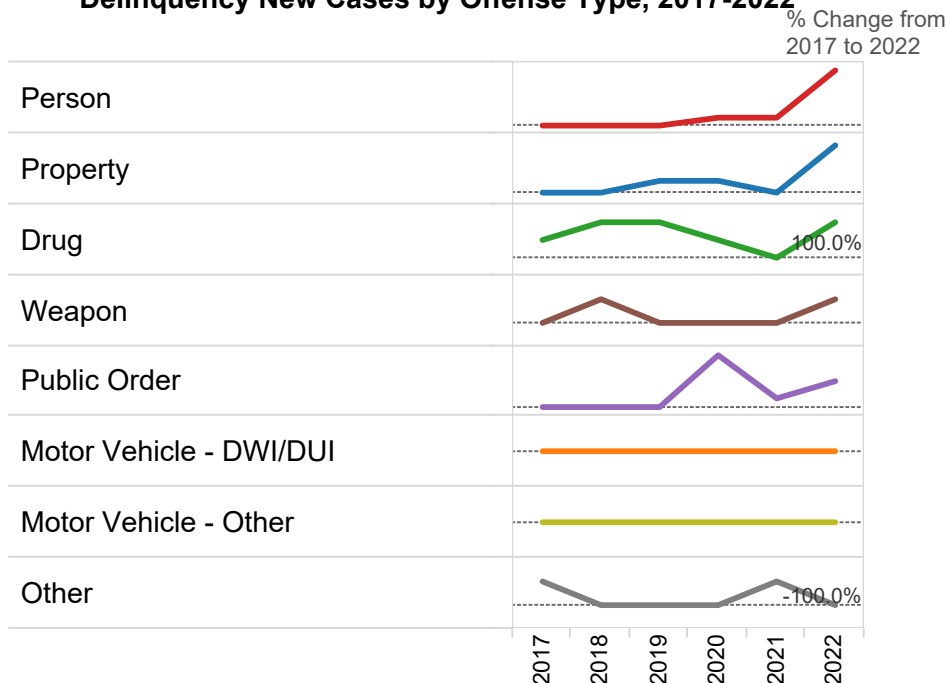


2022 Delinquency - New Cases by Offense Type

Case Type	Felony	Misdemeanor	Summary	Total	
Person	1	6	0	7	41.2%
Property	3	1	0	4	23.5%
Drug	0	2	0	2	11.8%
Weapon	0	1	0	1	5.9%
Public Order	0	1	2	3	17.6%
Motor Vehicle - DWI/DUI	0	0	0	0	0.0%
Motor Vehicle - Other	0	0	0	0	0.0%
Other	0	0	0	0	0.0%
Total	4	11	2	17	100.0%
	23.5%	64.7%	11.8%	100.0%	

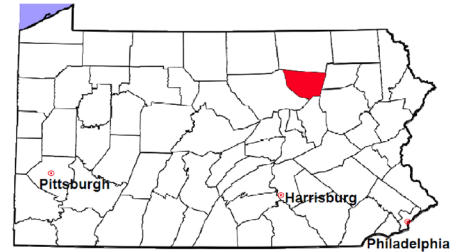
Data provided by CPCMS

Delinquency New Cases by Offense Type, 2017-2022



Sullivan County

2022 Population estimate: 5,855
Class of County: 8th
No. of Common Pleas Court Judgeships: 1
(Sullivan and Wyoming combined)



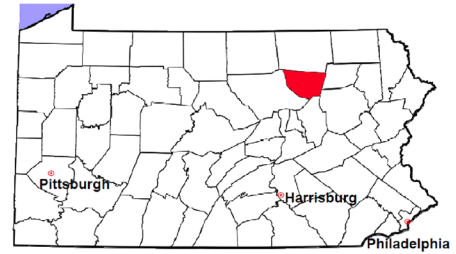
2022 Juvenile Delinquency - Formal Dispositions

Begin Pending	2
Adjudicated Delinquent by a Judge	8
Adjudicated Delinquent by a Juvenile Court Hearing Officer	0
Warrant Returned	0
Other	0
Total Adjudicated Delinquent Cases	10
Warrant Issued	0
Court Supervision Terminated:	
Conditions Satisfied	1
Compelling Reasons	0
Reached Age 21	0
Transferred to Another Juvenile Court	0
Other	0
Total Adjudicated Delinquent Cases Terminated	1
End Pending	9

(R) - Revised
Data provided by CPCMS

Sullivan County

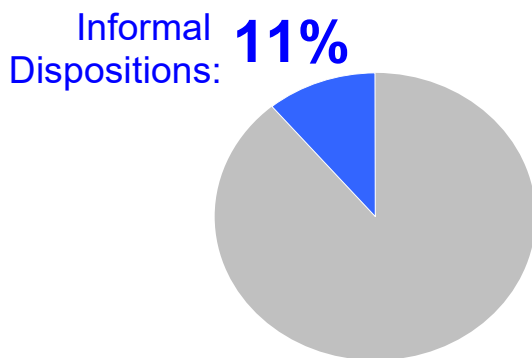
2022 Population estimate: 5,855
 Class of County: 8th
 No. of Common Pleas Court Judgeships: 1
 (Sullivan and Wyoming combined)



2022 Juvenile Delinquency - Informal Dispositions

Pending Consent Decrees	0
Pending Informal Adjustments	0
New Consent Decrees	1
New Informal Adjustments	0
Warrant Returned	0
Other	0
Cases Informally Disposed	1
Warrant Issued	0
Terminated by:	
Consent Decree Completed	1
Informal Adjustment Completed	0
Consent Decree Revoked	0
Informal Adjustment Program Revoked	0
Other	0
Total Informally Disposed Cases Terminated	1
End Pending	0

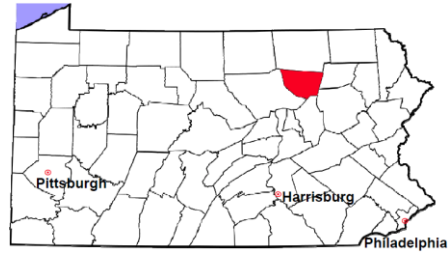
(R) - Revised
 Data provided by CPCMS



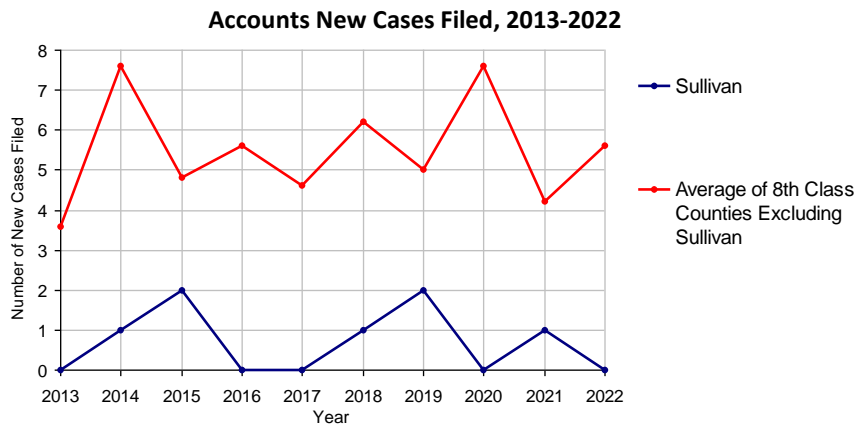
Delinquency Cases are disposed either formally, at a proceeding held before a judge or hearing officer, or informally without a proceeding. Informal dispositions include informal adjustments supervised by a juvenile probation officer; consent decrees agreed upon with the District Attorney after a petition is filed; or other pre-petition process by the juvenile probation department.

Sullivan County

2022 Population estimate: 5,855
 Class of County: 8th
 No. of Common Pleas Court Judgeships: 1
 (Sullivan and Wyoming combined)

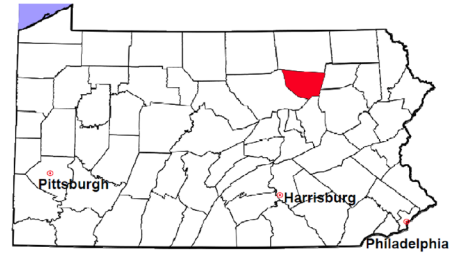


2022 Accounts	No. of Cases
Cases Pending 1/1/2022	0
New Cases Filed in 2022	0
Cases Available for Processing	0
Processed By:	
Contested before a Judge	0
Contested before a Non-Judicial Officer	0
Uncontested	0
Other	0
Cases Processed	0
Cases Pending 12/31/2022	0



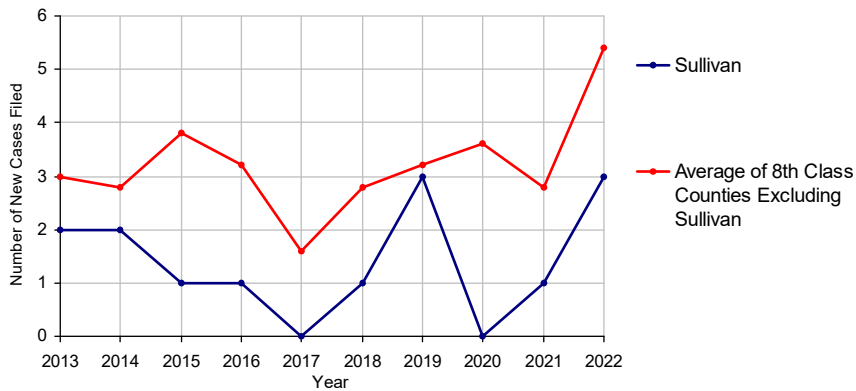
Sullivan County

2022 Population estimate: 5,855
 Class of County: 8th
 No. of Common Pleas Court Judgeships: 1
 (Sullivan and Wyoming combined)



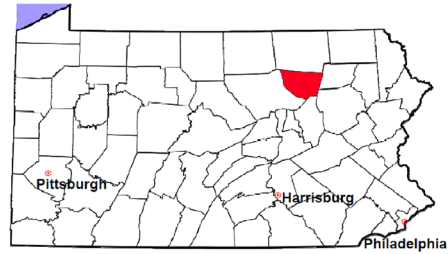
2022 Adoptions		No. of Cases	
Cases Pending 1/1/2022		0	
New Cases Filed in 2022		3	
Cases Available for Processing		3	
Processed By:			
Contested before a Judge	Granted	0	
	Denied	0	
Uncontested	Granted	3	100.0%
	Denied	0	
Other		0	
Cases Processed		3	100.0%
Cases Pending 12/31/2022		0	

Adoptions New Cases Filed, 2013-2022

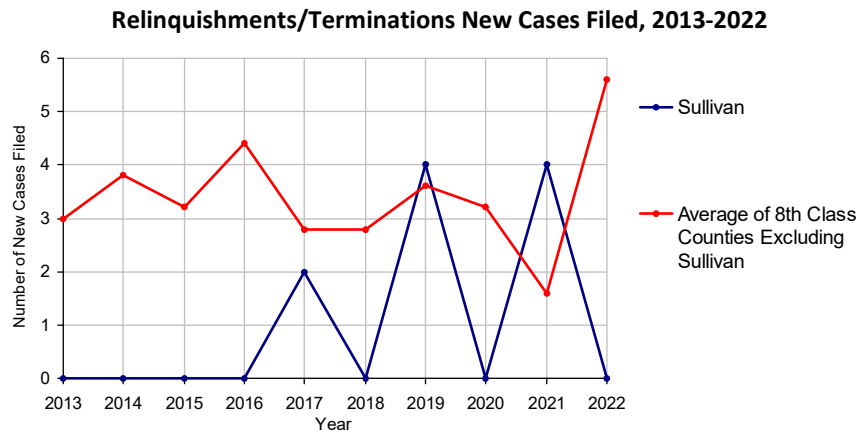


Sullivan County

2022 Population estimate: 5,855
 Class of County: 8th
 No. of Common Pleas Court Judgeships: 1
 (Sullivan and Wyoming combined)

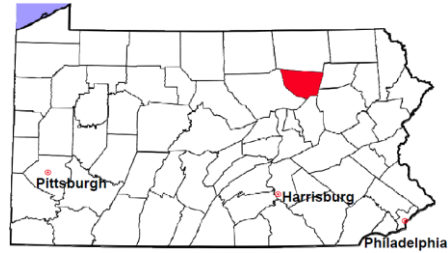


2022 Relinquishments/Terminations	No. of Cases	
Cases Pending 1/1/2022	5	
New Cases Filed in 2022	0	
Cases Available for Processing	5	
Processed By:		
Contested before a Judge	3	75.0%
Uncontested	1	25.0%
Other	0	
Cases Processed	4	100.0%
Cases Pending 12/31/2022	1	



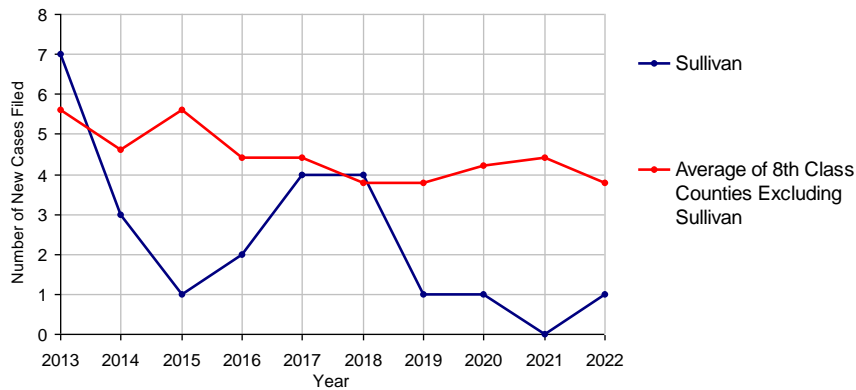
Sullivan County

2022 Population estimate: 5,855
 Class of County: 8th
 No. of Common Pleas Court Judgeships: 1
 (Sullivan and Wyoming combined)



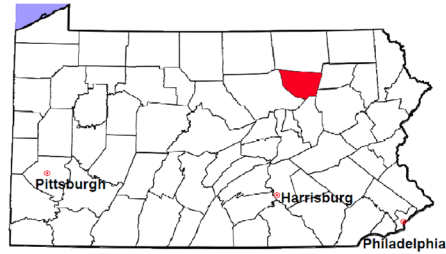
2022 Appointment of Guardians	No. of Cases
Cases Pending 1/1/2022	0
New Cases Filed in 2022	1
Cases Available for Processing	1
Processed By:	
Contested before a Judge	0
Uncontested	0
Other	0
Cases Processed	0
Cases Pending 12/31/2022	1

Appointment of Guardians New Cases Filed, 2013-2022



Sullivan County

2022 Population estimate: 5,855
 Class of County: 8th
 No. of Common Pleas Court Judgeships: 1
 (Sullivan and Wyoming combined)



2022 Jury Yield and Utilization

Jury Yield

Qualification Questionnaires/Summonses Mailed:	114	A		
Returned Undeliverable:	9	B	7.9%	Of Qualification Questionnaires/ Summonses Mailed
Not Responded to:	0	C		
the Number of Prospective Jurors:				
Disqualified:	30	D	26.3%	
Exempted:	0	E		
Excused:	5	F	4.4%	
Deferred to New Term:	0	G		
Deferred from Previous Term:	0	H		
Total Number of Qualified Jurors Available for Service:	70	I	61.4%	

$I = A - B - C - D - E - F - G + H$

Jury Utilization

the Number of Jurors:			
Reporting for Service:	114	162.9%	Of Jurors Qualified and Available
Told Not to Report for Service:	30	42.9%	
Sent to Courtroom for Jury Selection (Voir Dire):	67	58.8%	Of Jurors Reporting for Service
Impaneled or Sworn (jurors/alternates):	14	12.3%	
Removed for Cause/Hardship:	1		
Removed by Peremptory Challenge:	8		
Number of Jury Trials Started:	1		
Pool Days:	1		
Zero Panel Days:	0		(Of Pool Days)

Jury Costs

Total Annual Budget for Juror Operations:	\$4,503.00	J
Average Cost Per Juror:	\$39.50	K

$K = J/A$



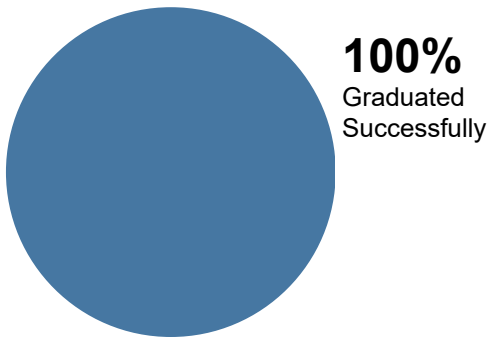
Wyoming/Sullivan Counties

2022 Problem Solving Courts

8 Discharges

10 Admissions

Of All Court Participants Discharged:



Adult Drug Court



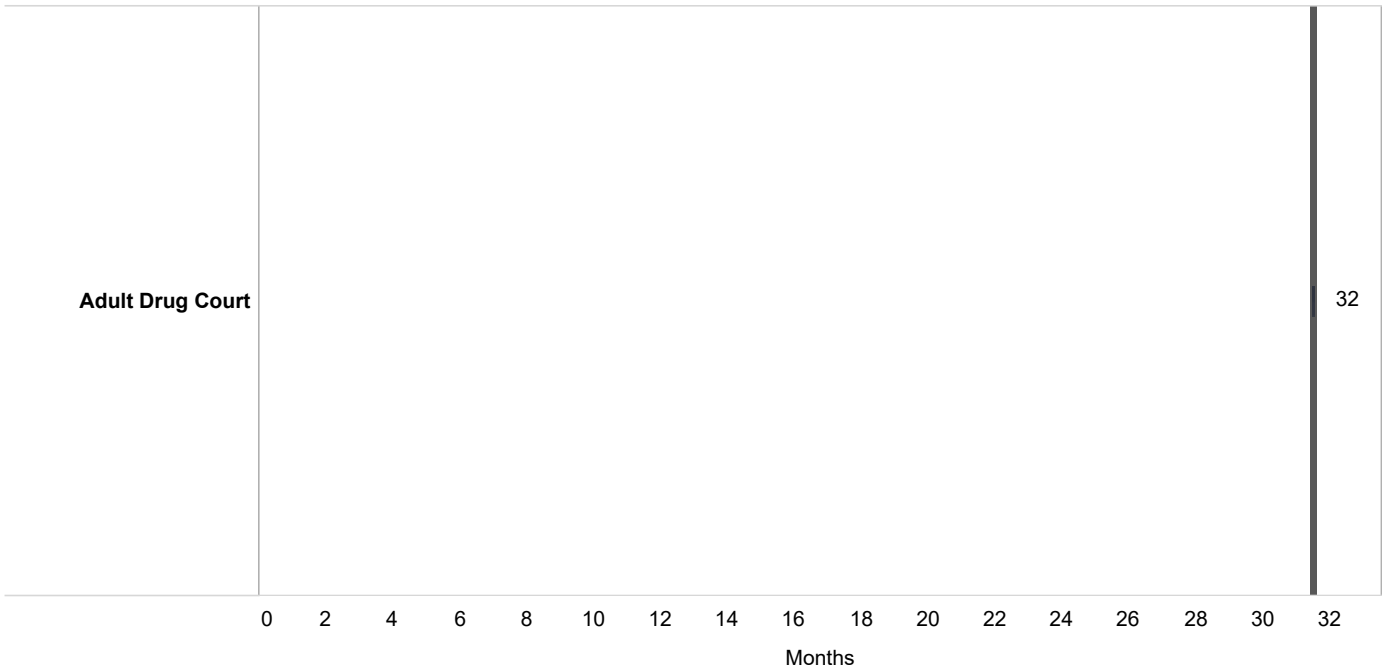
Discharge Reason

	Successfully Completed	Total Discharges
Adult Drug Court	8 (100.0%)	8 (100.0%)

Wyoming/Sullivan Counties

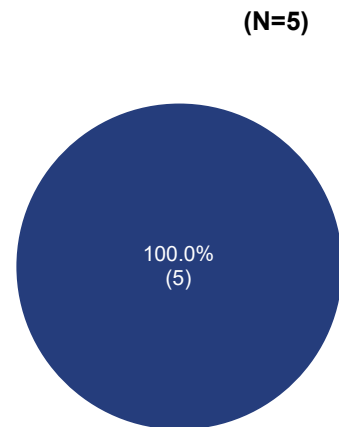

2022 Problem Solving Courts

Median Months from Admission to Discharge



Among successful graduates, there was a 67% increase in employment.

100% of the employed successful graduates were employed full time:



■ Employed Full Time

DEPARTMENT OF RESEARCH & STATISTICS

KIM NIEVES, PH.D.

DIRECTOR

ANDREW GINDER, MPA

ASSISTANT DIRECTOR

YAN LIU, M.S.

SENIOR STATISTICAL ANALYST

SASANKA ADIKARI, PH.D

DATA SCIENTIST

AMANDA PEREIRA

RESEARCH ASSISTANT