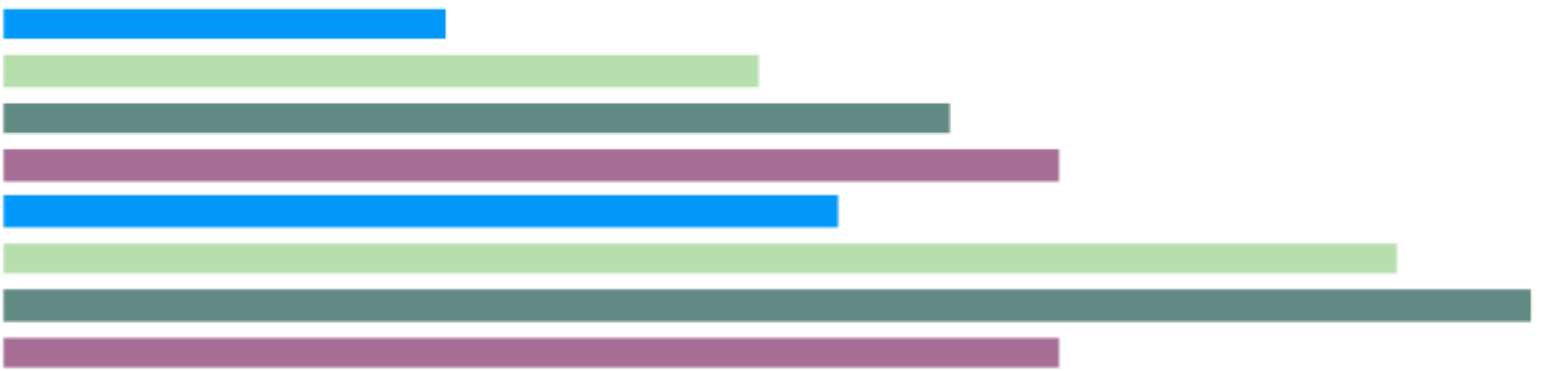
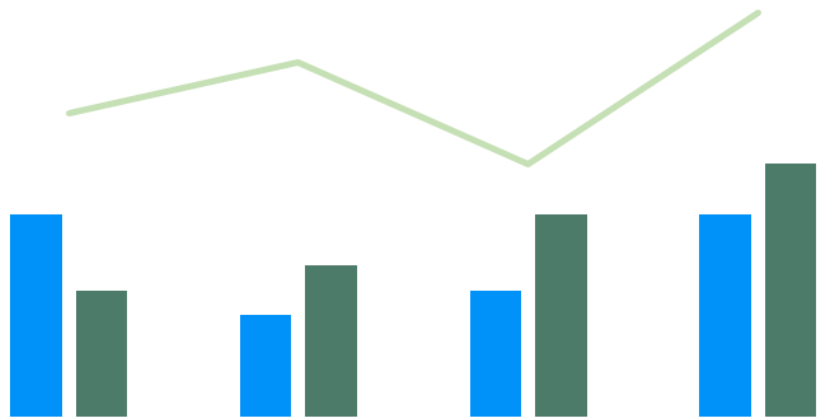


2022

Court of Common Pleas
Caseload Statistics for


Juniata County



We are pleased to provide you with a copy of the 2022 County Caseload Display pages. They can also be viewed on the AOPC webpage at www.pacourts.us in the *News & Statistics* section under *Research & Statistics*.

Should you have any questions or comments, please do not hesitate to contact me at 717.231.3300.

Sincerely,

A handwritten signature in black ink, appearing to read "Sasanka Adikari", is written over a horizontal line. The signature is cursive and includes a small dot at the end of the last stroke.

Sasanka Adikari, Ph.D.
Data Scientist
Department of Research and Statistics

Table of Contents

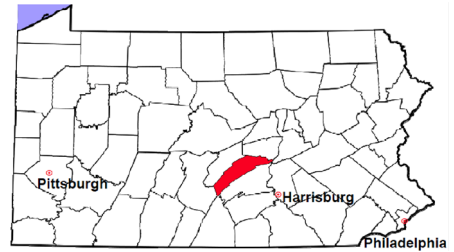
CPCMS Criminal	Page 1
CPCMS Criminal - New Cases by Case Type.....	Page 2
Civil.....	Page 3
Civil - Docketed Cases Listed by Case Type.....	Page 4
Protection From Abuse	Page 5
Spousal & Child Support and Paternity	Page 6
Custody/Partial Custody/Visitation.....	Page 7
Divorce	Page 8
Juvenile Dependency - Active Dependent Inventory	Page 9
Juvenile Dependency - Adjudicated Dependent Inventory	Page 10
Juvenile Delinquency - Cases Pending Disposition.....	Page 11
Juvenile Delinquency - New Cases by Case Type	Page 12
Juvenile Delinquency - Formal Dispositions	Page 13
Juvenile Delinquency - Informal Dispositions	Page 14
Accounts.....	Page 15
Adoptions.....	Page 16
Relinquishments/Terminations	Page 17
Appointment of Guardians	Page 18
Jury Yield and Utilization	Page 19

Juniata County

2022 Population estimate: 23,339

Class of County: 7th

No. of Common Pleas Court Judgeships: 2
(Juniata and Perry Combined)



2022 Criminal	No. of Cases
---------------	--------------

Cases Pending 1/1/2022	127
New Cases Filed in 2022	216
Reopened Cases	18
Cases Available for Processing	361

Processed by:

Withdrawn/Dismissed	2	0.9%
Diversionsary Disposition*	55	23.5%
Guilty Plea	164	70.1%
Non-Jury Trial	3	1.3%
Jury Trial	9	3.8%
Inactive	0	
Other	1	0.4%
Total Cases Processed	234	100.0%

Cases Pending 12/31/2022 **127**

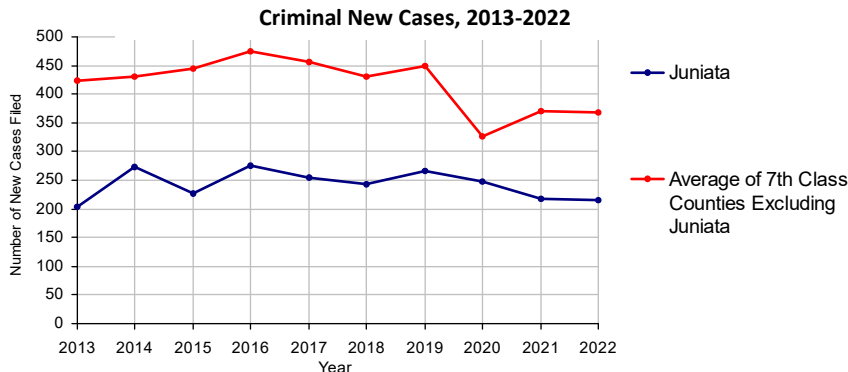
Cases Awaiting Sentencing **32**

Data provided by CPCMS

* Includes other diversionsary programs such as Veterans Court.

Age of Pending Cases as of 12/31/2022		
---------------------------------------	--	--

0-60 Days	28	22.0%
61-120 Days	31	24.4%
121-180 Days	17	13.4%
181-240 Days	3	2.4%
241-300 Days	13	10.2%
301-360 Days	3	2.4%
Over 360 Days	32	25.2%
Total	127	100.0%



Juniata County

2022 Population: 23,339
 Class of County: 7th
 No. of Common Pleas Judgeships: 2
 (Juniata and Perry Combined)

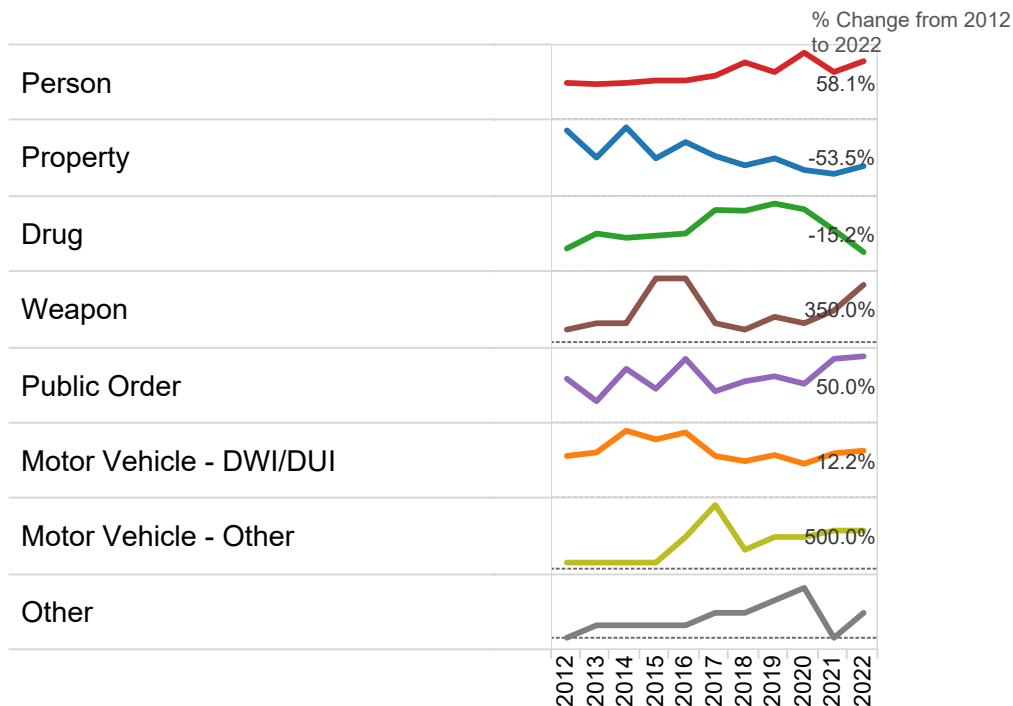


2022 Criminal - New Cases by Offense Type

Case Type	Felony	Misdemeanor	Summary	Total	
Person	26	23	0	49	22.7%
Property	22	18	0	40	18.5%
Drug	3	25	0	28	13.0%
Weapon	4	5	0	9	4.2%
Public Order	9	18	0	27	12.5%
Motor Vehicle - DWI/DUI	4	51	0	55	25.5%
Motor Vehicle - Other	0	6	0	6	2.8%
Other	2	0	0	2	0.9%
Total	70	146	0	216	100.0%
	32.4%	67.6%	0.0%	100.0%	

Data provided by CPCMS

Criminal New Cases by Offense Type, 2012-2022

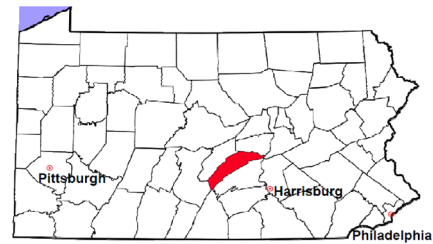


Juniata County

2022 Population estimate: 23,339

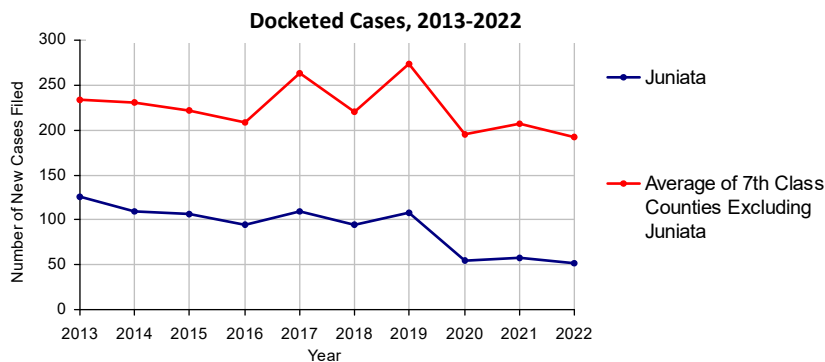
Class of County: 7th

No. of Common Pleas Court Judgeships: 2
(Juniata and Perry Combined)



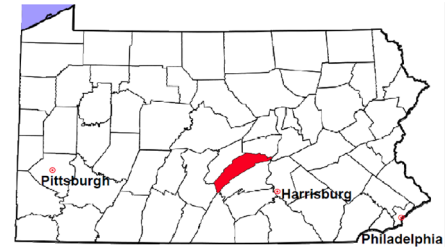
2022 Civil	Civil Action	Other	Total
Cases Pending 1/1/2022	325	287	612
Docketed Cases	43	9	52
Arbitration Appeals	0	0	0
Transferred In	0	0	0
Returned to Active	0	0	0
Cases Available for Processing	368	296	664
Processed By:			
Default Judgments	0	0	0
Cases Decided by Arbitration Board	0	0	0
Dispositive Motions	0	0	0
Settlements	0	0	0
Moved to Inactive Status	0	0	0
Transferred/Withdrawn	0	0	0
Dismissed/Discontinued	27	9	36
Administrative Purge	1	6	7
Other (O)	4	1	5
Jury Trial	0	0	0
Non-Jury Trial	0	0	0
Total Cases Processed	32	16	48
Cases Pending 12/31/2022	336	280	616

Age of Pending Cases as of 12/31/2022 (Civil Action Only)		
0-6 months	22	6.5%
7-12 months	16	4.8%
13-18 months	11	3.3%
19-24 months	17	5.1%
25-30 months	10	3.0%
31-36 months	10	3.0%
37-42 months	14	4.2%
43-48 months	18	5.4%
49-54 months	11	3.3%
55-60 months	8	2.4%
61-66 months	6	1.8%
67-72 months	4	1.2%
Over 72 months	189	56.3%
Total	336	100.0%



Juniata County

2022 Population estimate: 23,339
 Class of County: 7th
 No. of Common Pleas Court Judgeships: 2
 (Juniata and Perry Combined)



2022 Civil - Docketed Cases Listed by Case Type

TORT	2	3.8%
<i>(does not include mass tort)</i>		
Intentional	0	
Malicious Prosecution	0	
Motor Vehicle	2	
Nuisance	0	
Premise Liability	0	
Product Liability	0	
Slander/Libel/Defamation	0	
Other	0	
MASS TORT	0	
Asbestos	0	
Tobacco	0	
Toxic Tort - DES	0	
Toxic Tort - Implant	0	
Toxic Waste	0	
Other	0	
PROFESSIONAL LIABILITY	0	
Dental	0	
Legal	0	
Medical Malpractice	0	
Other	0	
CONTRACT	41	78.8%
<i>(does not include judgments)</i>		
Buyer Plaintiff	0	
Debt Collection: Credit Card	16	
Debt Collection: Other	24	
Employment Dispute: Discrimination	0	
Employment Dispute: Other	0	
Other	1	

REAL PROPERTY	7	13.5%
Ejectment*	0	
Eminent Domain/Condemnation*	1	
Ground Rent	0	
Landlord/Tenant Dispute	0	
Mortgage Foreclosure:		
Residential*	5	
Commercial*	0	
Partition of Real Property*	0	
Quiet Title*	1	
Other*	0	
CIVIL APPEALS	0	
<i>- Administrative Agencies</i>		
Board of Assessment*	0	
Board of Elections*	0	
Dept. of Transportation*	0	
Zoning Board*	0	
Statutory Appeal - Other*	0	
Other*	0	
MISCELLANEOUS	2	3.8%
Common Law/		
Statutory Arbitration*	0	
Declaratory Judgment*	0	
Mandamus*	0	
Non-Domestic Relations		
Restraining Order*	0	
Quo Warranto*	0	
Replevin*	2	
Other*	0	
TOTAL DOCKETED CASES:	52	100.0%

Of the Docketed Cases:

Pro Se Filings: 0 Class Action Suits: 0 MDJ Appeals: 0

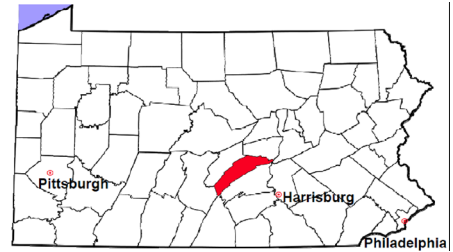
*Civil Other

Juniata County

2022 Population estimate: 23,339

Class of County: 7th

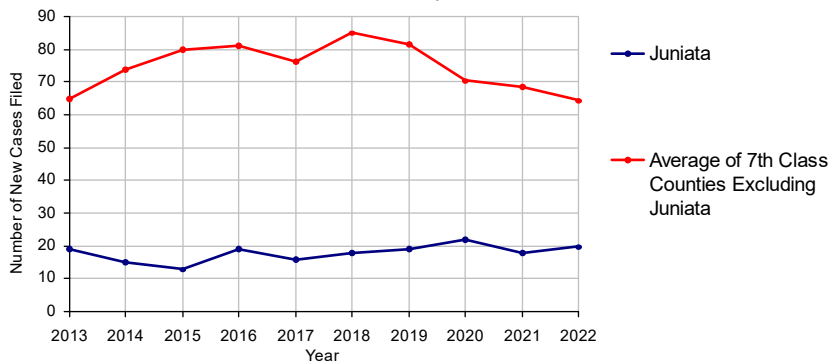
No. of Common Pleas Court Judgeships: 2
(Juniata and Perry Combined)



2022 Protection From Abuse

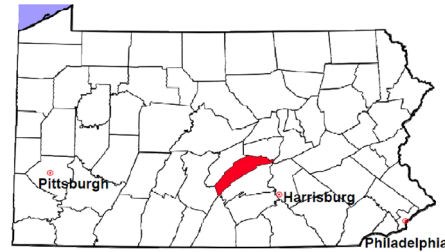
	No. of Petitions
Cases Pending 1/1/2022	7
New Cases Filed in 2022	20
<i>Of these, Petitions Requesting Temporary Orders: 20 (100.0%)</i>	
<i>Temporary Orders DENIED: 2 (10.0%), Temporary Orders GRANTED: 18 (90.0%)</i>	
Cases Available for Processing	27
Processed By:	
Temporary Order DENIED After Ex Parte Hearing and No Evidentiary Hearing Scheduled	0
Temporary Order DISMISSED After Evidentiary Hearing and No Final Order Entered	2 9.1%
Final Order DENIED After Evidentiary Hearing Before a Judge or a Judicial Officer	0
Final Order GRANTED After Evidentiary Hearing Before a Judge or a Judicial Officer	3 13.6%
Plaintiff Did Not Appear For Evidentiary Hearing	1 4.5%
Final Order by STIPULATION OR AGREEMENT Between the Parties	11 50.0%
Petition WITHDRAWN by Plaintiff	5 22.7%
TRANSFERRED to Another Jurisdiction	0
Other	0
Cases Processed	22 100.0%
Cases Pending 12/31/2022	5

PFA New Cases Filed, 2013-2022



Juniata County

2022 Population estimate: 23,339
 Class of County: 7th
 No. of Common Pleas Court Judgeships: 2
 (Juniata and Perry Combined)



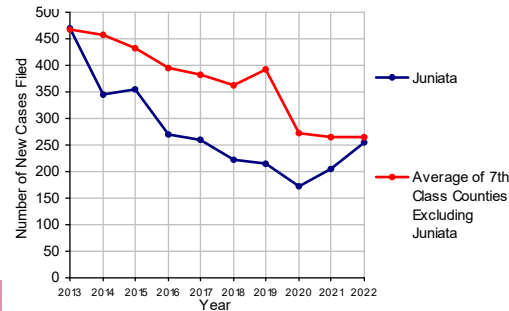
2022 Spousal & Child Support	No. of Petitions
Cases Pending 1/1/2022	30
New Cases Filed in 2022	254
Dockets Transferred In (+)	2
Dockets Transferred Out (-)	6
Cases Available for Processing	280
Processed By:	
Judge	6 2.5%
Intake Officer	237 97.5%
Hearing Officer	0
Other	0
Cases Processed	243 100.0%
Cases Pending 12/31/2022	37

Data provided by PACSES

2022 Paternity	No. of Cases
Acknowledgements Filed:	
Non-Domestic Relations Section	24 92.3%
During Conference	1 3.8%
Non-Stipulated (post genetic test)	0
Pre-Trial Conference	1 3.8%
Total	26 100.0%
Established:	
Stipulated by Genetic Tests	3 50.0%
Default - Father Failed to Appear	0
Adjudication by Court Proceeding	0
Out of State	3 50.0%
Total	6 100.0%
Cases Pending 12/31/2022	5

Data provided by PACSES

Spousal & Child Support New Cases Filed, 2013-2022



DEFINITIONS:

ACKNOWLEDGEMENTS FILED:

NON-DOMESTIC RELATIONS SECTION: The voluntary Acknowledgement of Paternity by the alleged father.
DURING CONFERENCE: The alleged father signed the Acknowledgement of Paternity-Waiver of Trial (PE-010) at the initial child support conference.
NON-STIPULATED (POST GENETIC TEST): The alleged father signed the Acknowledgement of Paternity-Waiver of Trial after genetic tests were conducted and resulted in the alleged father being determined to be the biological father.
PRE-TRIAL CONFERENCE: The alleged father signed the Acknowledgement of Paternity-Waiver of Trial at the pre-trial conference.

ESTABLISHED:

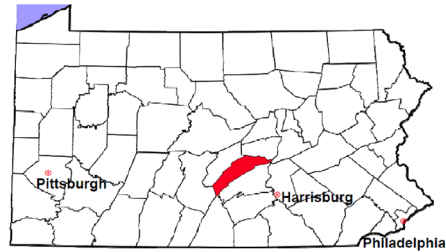
STIPULATED BY GENETIC TESTS: The alleged father requested genetic tests and signed a stipulation that if the test results had a 99% or higher probability of paternity then the alleged father would be stipulated as the biological father of the child.
DEFAULT - FATHER FAILED TO APPEAR: The alleged father failed to appear after being served for either a support conference, hearing, or genetic test and a default paternity order was entered by the court.
ADJUDICATION BY COURT PROCEEDING: The alleged father was determined to be the biological father of the child through a court proceeding.
OUT OF STATE: Paternity was established in another state, "Out of state only".

Juniata County

2022 Population Estimate: 23,339

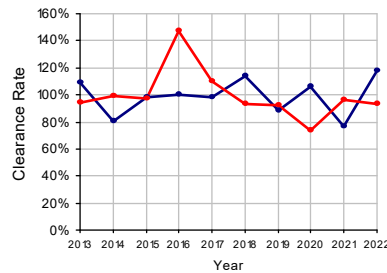
Class of County: 7th

No. of Common Pleas Court Judgeships: 2
(Juniata and Perry Combined)



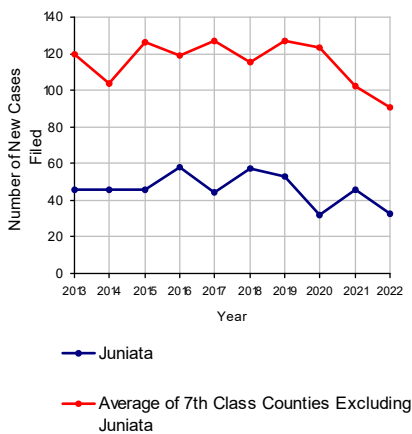
2022 Custody/Partial Custody/Visitation	No. of Petitions	
Cases Pending 1/1/2022	97	
New Cases Filed in 2022	33	
Cases Available for Processing	130	
Processed By:		
Judge	28	71.8%
Non-Judicial Officer	0	
Administrative Review/Purge	9	23.1%
Other	2	5.1%
Cases Processed	39	100.0%
Cases Pending 12/31/2022	91	

Clearance Rate, 2013-2022

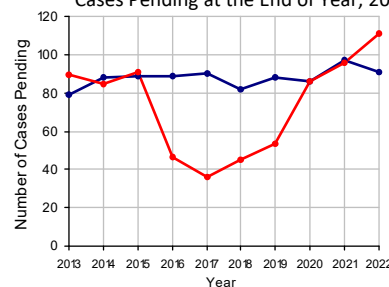


Note: Clearance Rate = Cases Processed / New Cases Filed

C Custody/Partial Custody/Visitation New Cases Filed, 2013-2022



C₁ Cases Pending at the End of Year, 2013-2022

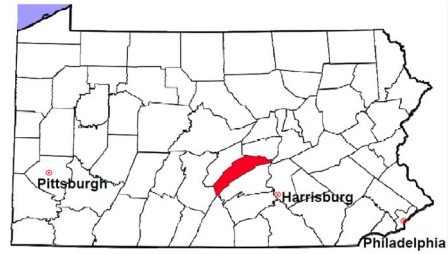


Juniata County

2022 Population estimate: 23,339

Class of County: 7th

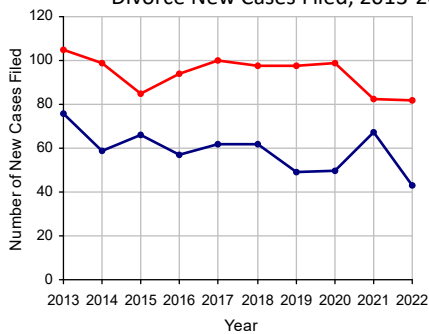
No. of Common Pleas Court Judgeships: 2
(Juniata and Perry Combined)



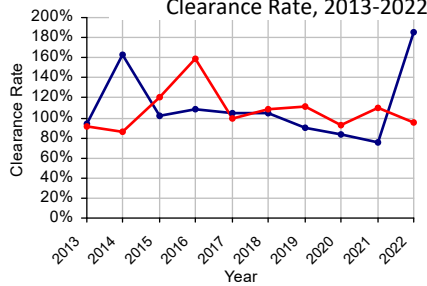
2022 Divorce

	No. of Petitions	
Cases Pending 1/1/2022	99	
New Cases Filed in 2022	43	
Cases Available for Processing	142	
Processed By:		
Contested Before a Judge	2	2.5%
Contested Before a Non-Judicial Officer	6	7.5%
Uncontested	42	52.5%
Administrative Review/Purge	29	36.3%
Other	1	1.3%
Cases Processed	80	100.0%
Cases Pending 12/31/2022	62	

l Divorce New Cases Filed, 2013-2022

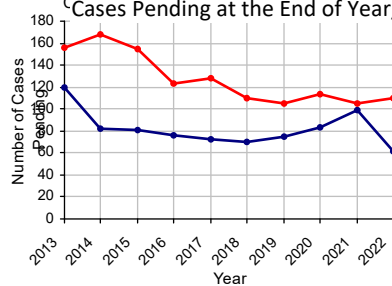


Clearance Rate, 2013-2022



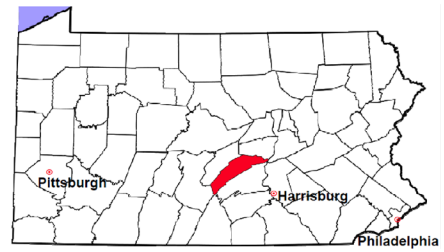
Note: Clearance Rate = Cases Processed / New Cases Filed

C Cases Pending at the End of Year, 2013-2022



Juniata County

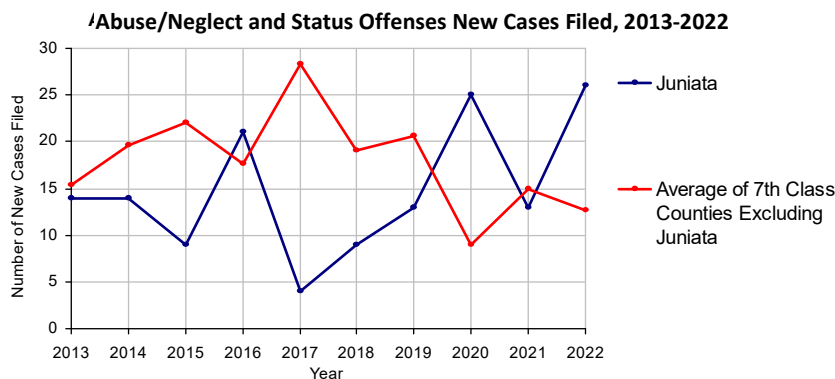
2022 Population estimate: 23,339
 Class of County: 7th
 No. of Common Pleas Court Judgeships: 2
 (Juniata and Perry Combined)



2022 Juvenile Dependency - Petitions Pending Adjudication

	Abuse/ Neglect	Status Offenses	Total
Cases Pending 1/1/2022	2	1	3
New Petitions Filed in 2022	25	1	26
Other	2	0	2
Total Petitions Available for Processing	29	2	31
Processed by:			
Adjudicated Dependent			
Judge	23	1	24
Juvenile Court Hearing Officer	0	0	0
Adjudicated NOT Dependent			
Judge	3	0	3
Juvenile Court Hearing Officer	0	0	0
Withdrawn/Dismissed/Transferred	0	0	0
Other	3	1	4
Total Petitions Processed	29	2	31
Cases Pending 12/31/2022	0	0	0

Data provided by CPCMS

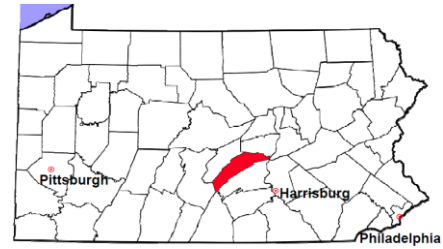


Juniata County

2022 Population estimate: 23,339

Class of County: 7th

No. of Common Pleas Court Judgeships: 2
(Juniata and Perry Combined)



2022 Juvenile Dependency - Adjudicated Dependent Inventory

	Abuse/ Neglect	Status Offenses	Total
Cases Pending 1/1/2022	13	3	16
New Adjudicated Dependent Cases	23	1	24
Other	0	1	1
Total Adjudicated Dependent Cases	36	5	41
<u>Court Supervision Terminated:</u>			
Family Reunification	4 28.6%	1 20.0%	5 26.3%
Adoption	6 42.9%	4 80.0%	10 52.6%
Placement with a Relative/Guardian	2 14.3%	0	2 10.5%
Aged Out	1 7.1%	0	1 5.3%
Other Permanency Outcomes*	1 7.1%	0	1 5.3%
Other**	0	0	0
Total Adjudicated Dependent Cases Terminated	14 100.0%	5 100.0%	19 100.0%
Cases Pending 12/31/2022	22	0	22

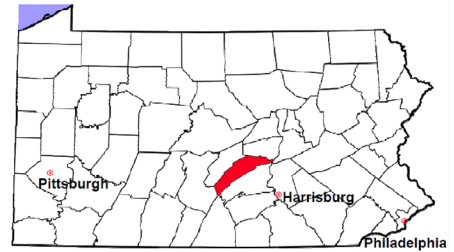
Data provided by CPCMS

* Other Permanency Outcomes include: adjudicated delinquent, death due to natural causes, emancipation, permanent living arrangement, and parent has come forward.

** Other includes cases where court supervision is terminated due to transfer out of jurisdiction, withdrawal and administrative closure.

Juniata County

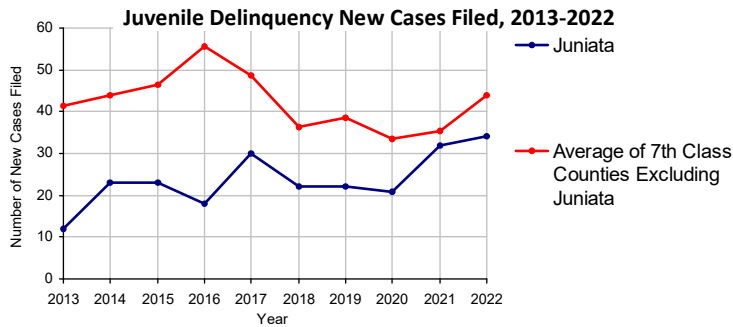
2022 Population estimate: 23,339
 Class of County: 7th
 No. of Common Pleas Court Judgeships: 2
 (Juniata and Perry Combined)



2022 Juvenile Delinquency - Cases Pending Disposition

Begin Pending	57
New Cases	34
Consent Decree Revoked	0
Informal Adjustment Program Revoked	0
Alternative Program Revoked	0
Warrant Returned	0
Other	6
Total Cases Available for Disposition	97
Warrant Issued	0
Disposed by:	
Adjudicated Delinquent by a Judge	17
Adjudicated Delinquent by a Juvenile Court Hearing Officer	0
Consent Decree Entered	17
Informal Adjustment Program Entered	0
Warned and Counseled (Pre-Petition)	0
Dismissed/Withdrawn/Transferred	0
Transferred to Criminal Court	0
Other	9
Total Cases Disposed	43
End Pending	54

Data provided by CPCMS



Juniata County

2022 Population: 23,339
 Class of County: 7th
 No. of Common Pleas Judgeships: 2
 (Juniata and Perry Combined)

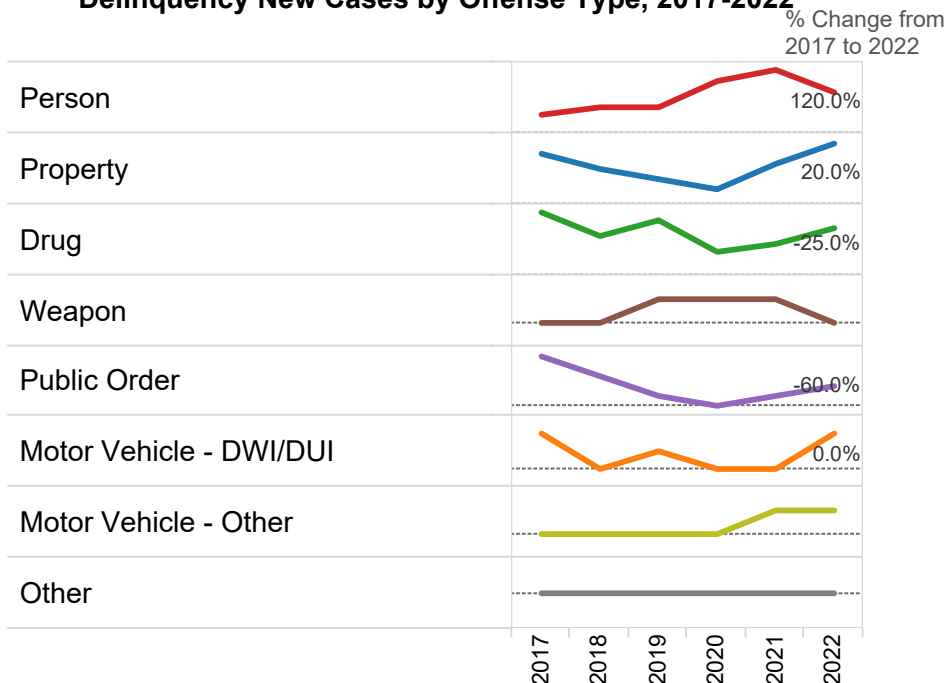


2022 Delinquency - New Cases by Offense Type

Case Type	Felony	Misdemeanor	Summary	Total	
Person	6	5	0	11	32.4%
Property	9	3	0	12	35.3%
Drug	0	6	0	6	17.6%
Weapon	0	0	0	0	0.0%
Public Order	0	2	0	2	5.9%
Motor Vehicle - DWI/DUI	0	2	0	2	5.9%
Motor Vehicle - Other	0	1	0	1	2.9%
Other	0	0	0	0	0.0%
Total	15	19	0	34	100.0%
	44.1%	55.9%	0.0%	100.0%	

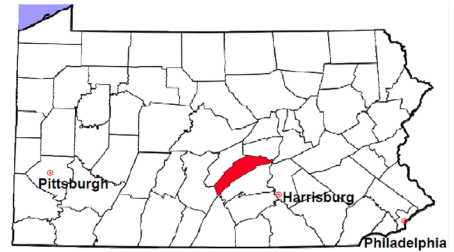
Data provided by CPCMS

Delinquency New Cases by Offense Type, 2017-2022



Juniata County

2022 Population estimate: 23,339
Class of County: 7th
No. of Common Pleas Court Judgeships: 2
(Juniata and Perry Combined)



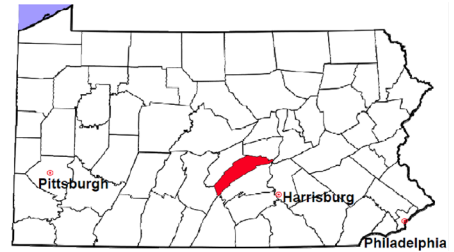
2022 Juvenile Delinquency - Formal Dispositions

Begin Pending	35
Adjudicated Delinquent by a Judge	17
Adjudicated Delinquent by a Juvenile Court Hearing Officer	0
Warrant Returned	0
Other	0
Total Adjudicated Delinquent Cases	52
Warrant Issued	0
Court Supervision Terminated:	
Conditions Satisfied	5
Compelling Reasons	0
Reached Age 21	0
Transferred to Another Juvenile Court	0
Other	1
Total Adjudicated Delinquent Cases Terminated	6
End Pending	46

(R) - Revised
Data provided by CPCMS

Juniata County

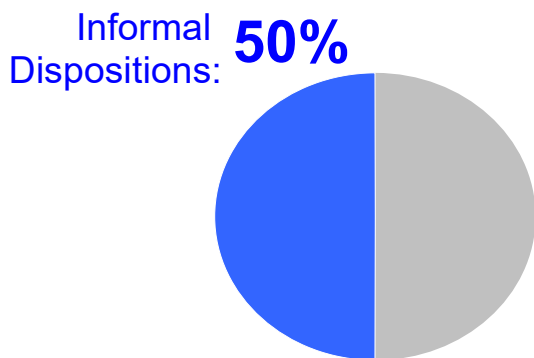
2022 Population estimate: 23,339
 Class of County: 7th
 No. of Common Pleas Court Judgeships: 2
 (Juniata and Perry Combined)



2022 Juvenile Delinquency - Informal Dispositions

Pending Consent Decrees	9
Pending Informal Adjustments	0
New Consent Decrees	17
New Informal Adjustments	0
Warrant Returned	0
Other	0
Cases Informally Disposed	26
Warrant Issued	0
Terminated by:	
Consent Decree Completed	14
Informal Adjustment Completed	0
Consent Decree Revoked	0
Informal Adjustment Program Revoked	0
Other	5
Total Informally Disposed Cases Terminated	19
End Pending	7

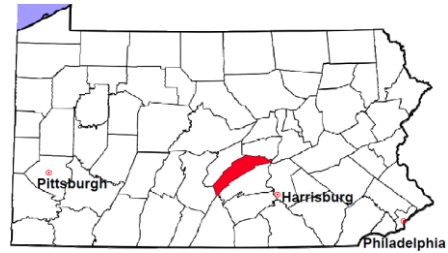
(R) - Revised
 Data provided by CPCMS



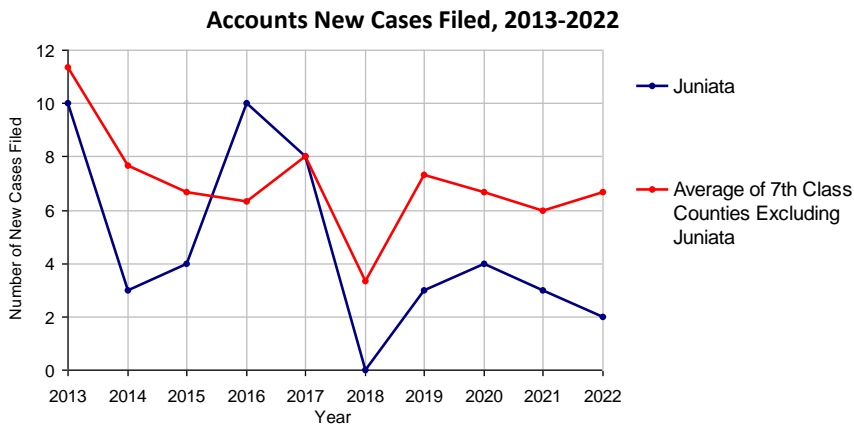
Delinquency Cases are disposed either formally, at a proceeding held before a judge or hearing officer, or informally without a proceeding. Informal dispositions include informal adjustments supervised by a juvenile probation officer; consent decrees agreed upon with the District Attorney after a petition is filed; or other pre-petition process by the juvenile probation department.

Juniata County

2022 Population estimate: 23,339
 Class of County: 7th
 No. of Common Pleas Court Judgeships: 2
 (Juniata and Perry Combined)

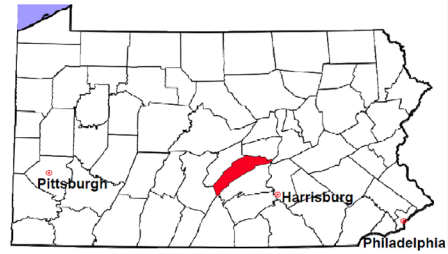


2022 Accounts	No. of Cases
Cases Pending 1/1/2022	0
New Cases Filed in 2022	2
Cases Available for Processing	2
Processed By:	
Contested before a Judge	0
Contested before a Non-Judicial Officer	0
Uncontested	2 100.0%
Other	0
Cases Processed	2 100.0%
Cases Pending 12/31/2022	0



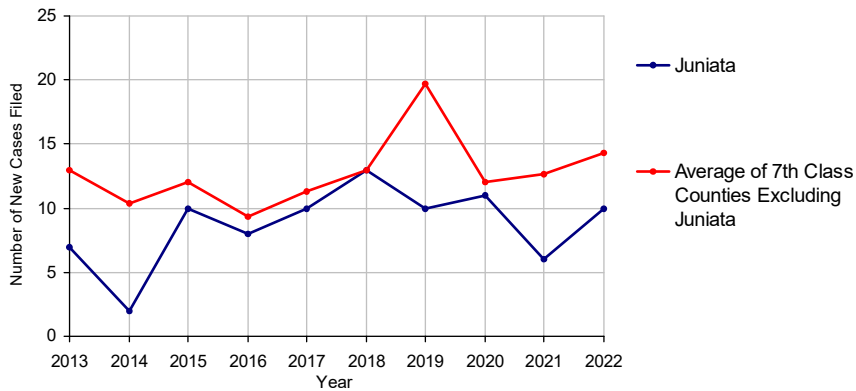
Juniata County

2022 Population estimate: 23,339
 Class of County: 7th
 No. of Common Pleas Court Judgeships: 2
 (Juniata and Perry Combined)



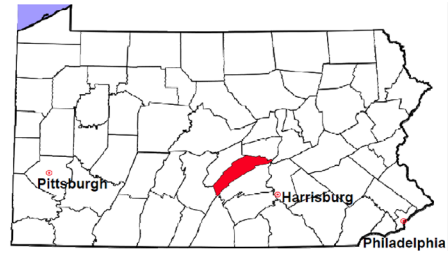
2022 Adoptions		No. of Cases	
Cases Pending 1/1/2022		1	
New Cases Filed in 2022		10	
Cases Available for Processing		11	
Processed By:			
Contested before a Judge	Granted	0	
	Denied	0	
Uncontested	Granted	11	100.0%
	Denied	0	
Other		0	
Cases Processed		11	100.0%
Cases Pending 12/31/2022		0	

Adoptions New Cases Filed, 2013-2022



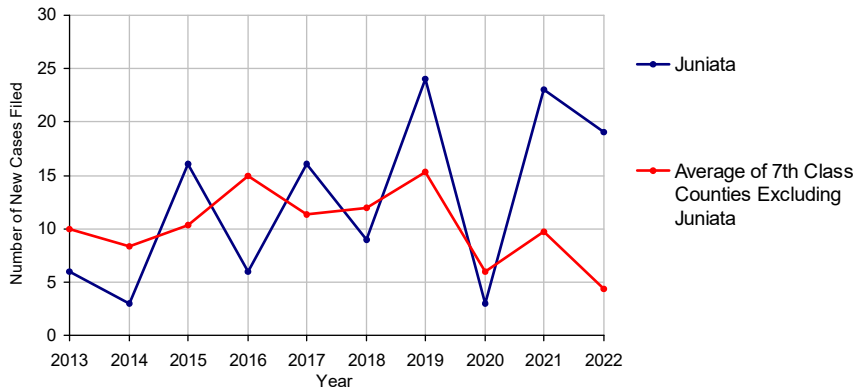
Juniata County

2022 Population estimate: 23,339
 Class of County: 7th
 No. of Common Pleas Court Judgeships: 2
 (Juniata and Perry Combined)



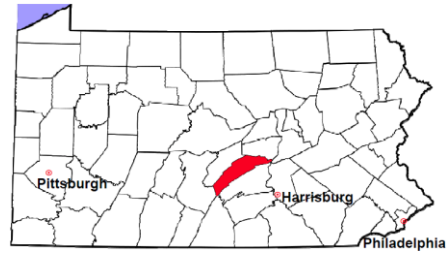
2022 Relinquishments/Terminations	No. of Cases	
Cases Pending 1/1/2022	10	
New Cases Filed in 2022	19	
Cases Available for Processing	29	
Processed By:		
Contested before a Judge	0	
Uncontested	28	100.0%
Other	0	
Cases Processed	28	100.0%
Cases Pending 12/31/2022	1	

Relinquishments/Terminations New Cases Filed, 2013-2022

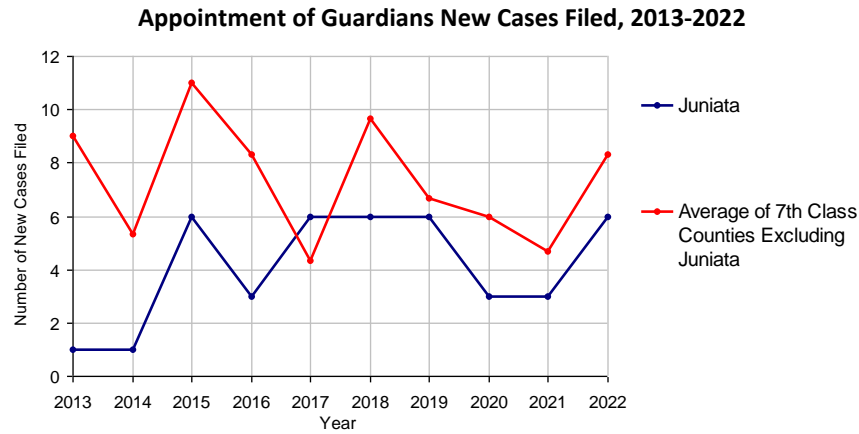


Juniata County

2022 Population estimate: 23,339
 Class of County: 7th
 No. of Common Pleas Court Judgeships: 2
 (Juniata and Perry Combined)

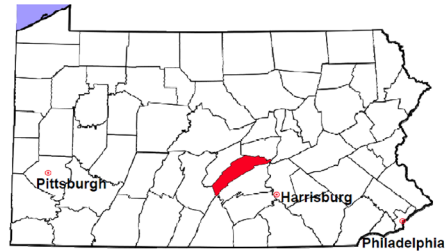


2022 Appointment of Guardians	No. of Cases	
Cases Pending 1/1/2022	1	
New Cases Filed in 2022	6	
Cases Available for Processing	7	
Processed By:		
Contested before a Judge	0	
Uncontested	4	66.7%
Other	2	33.3%
Cases Processed	6	100.0%
Cases Pending 12/31/2022	1	



Juniata County

2022 Population estimate: 23,339
 Class of County: 7th
 No. of Common Pleas Court Judgeships: 2
 (Juniata and Perry Combined)



2022 Jury Yield and Utilization

Jury Yield

Qualification Questionnaires/Summonses Mailed:	1,080	A		
Returned Undeliverable:	0*	B		Of Qualification Questionnaires/ Summonses Mailed
Not Responded to:	0*	C		
the Number of Prospective Jurors:				
Disqualified:	0*	D		
Exempted:	0*	E		
Excused:	524	F	48.5%	
Deferred to New Term:	0*	G		
Deferred from Previous Term:	0*	H		
Total Number of Qualified Jurors Available for Service:	556	I	51.5%	

$I = A - B - C - D - E - F - G + H$

Jury Utilization

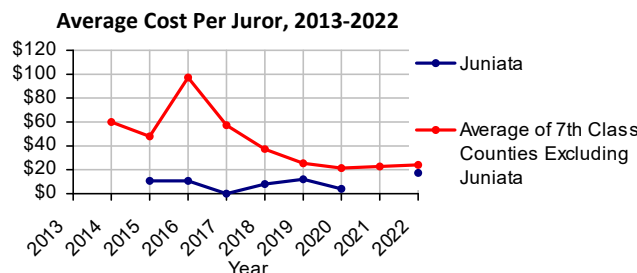
the Number of Jurors:			
Reporting for Service:	640	115.1%	Of Jurors Qualified and Available
Told Not to Report for Service:	524	94.2%	
Sent to Courtroom for Jury Selection (Voir Dire):	0		Of Jurors Reporting for Service
Impaneled or Sworn (jurors/alternates):	84	13.1%	
Removed for Cause/Hardship:	0		
Removed by Peremptory Challenge:	0		
Number of Jury Trials Started:	6		
Pool Days:	12		
Zero Panel Days:	0		(Of Pool Days)

Jury Costs

Total Annual Budget for Juror Operations:	\$18,696.00	J
Average Cost Per Juror:	\$17.31	K

$K = J/A$

* Statistics not reported to AOPC.



DEPARTMENT OF RESEARCH & STATISTICS

KIM NIEVES, PH.D.

DIRECTOR

ANDREW GINDER, MPA

ASSISTANT DIRECTOR

YAN LIU, M.S.

SENIOR STATISTICAL ANALYST

SASANKA ADIKARI, PH.D

DATA SCIENTIST

AMANDA PEREIRA

RESEARCH ASSISTANT