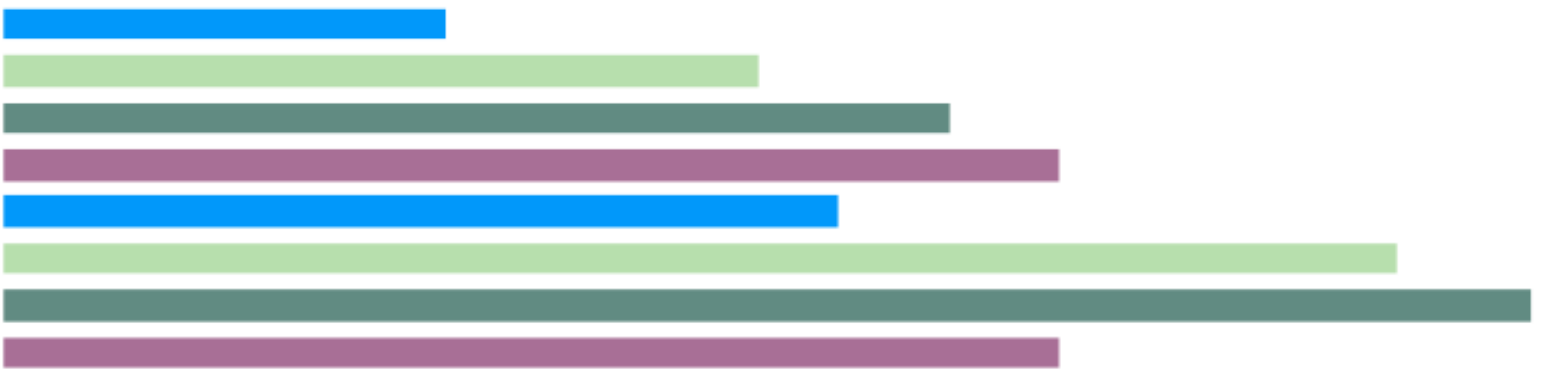
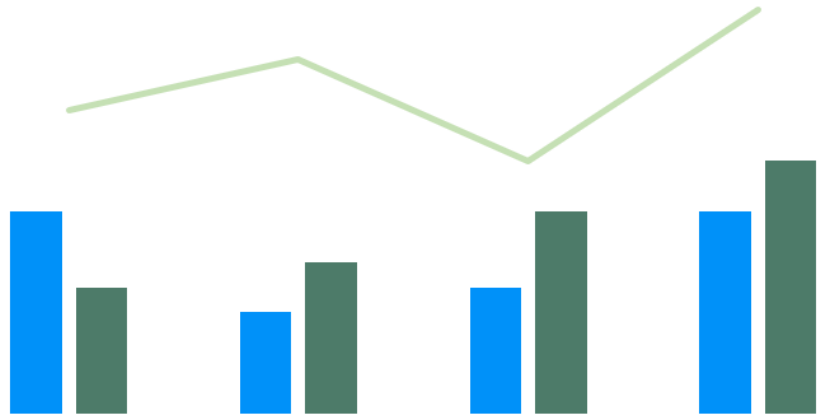
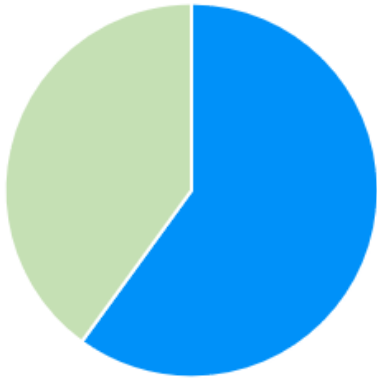


2022

Court of Common Pleas
Caseload Statistics for

Carbon County



We are pleased to provide you with a copy of the 2022 County Caseload Display pages. They can also be viewed on the AOPC webpage at www.pacourts.us in the *News & Statistics* section under *Research & Statistics*.

Should you have any questions or comments, please do not hesitate to contact me at 717.231.3300.

Sincerely,

A handwritten signature in black ink, appearing to read 'Sasanka', is written over a horizontal line. The signature is fluid and cursive.

Sasanka Adikari, Ph.D.
Data Scientist
Department of Research and Statistics

Table of Contents

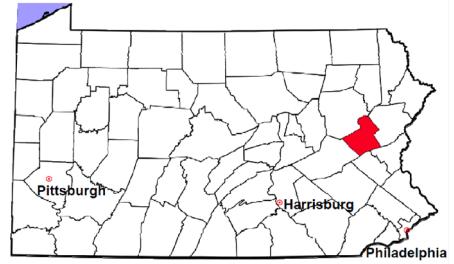
CPCMS Criminal	Page 1
CPCMS Criminal - New Cases by Case Type.....	Page 2
Civil.....	Page 3
Civil - Docketed Cases Listed by Case Type.....	Page 4
Protection From Abuse	Page 5
Spousal & Child Support and Paternity	Page 6
Custody/Partial Custody/Visitation.....	Page 7
Divorce	Page 8
Juvenile Dependency - Active Dependent Inventory	Page 9
Juvenile Dependency - Adjudicated Dependent Inventory	Page 10
Juvenile Delinquency - Cases Pending Disposition.....	Page 11
Juvenile Delinquency - New Cases by Case Type	Page 12
Juvenile Delinquency - Formal Dispositions	Page 13
Juvenile Delinquency - Informal Dispositions	Page 14
Accounts.....	Page 15
Adoptions.....	Page 16
Relinquishments/Terminations	Page 17
Appointment of Guardians	Page 18
Jury Yield and Utilization	Page 19
Problem Solving Courts.....	Pages 20-21

Carbon County

2022 Population estimate: 65,460

Class of County: 6th

No. of Common Pleas Court Judgeships: 3



2022 Criminal No. of Cases

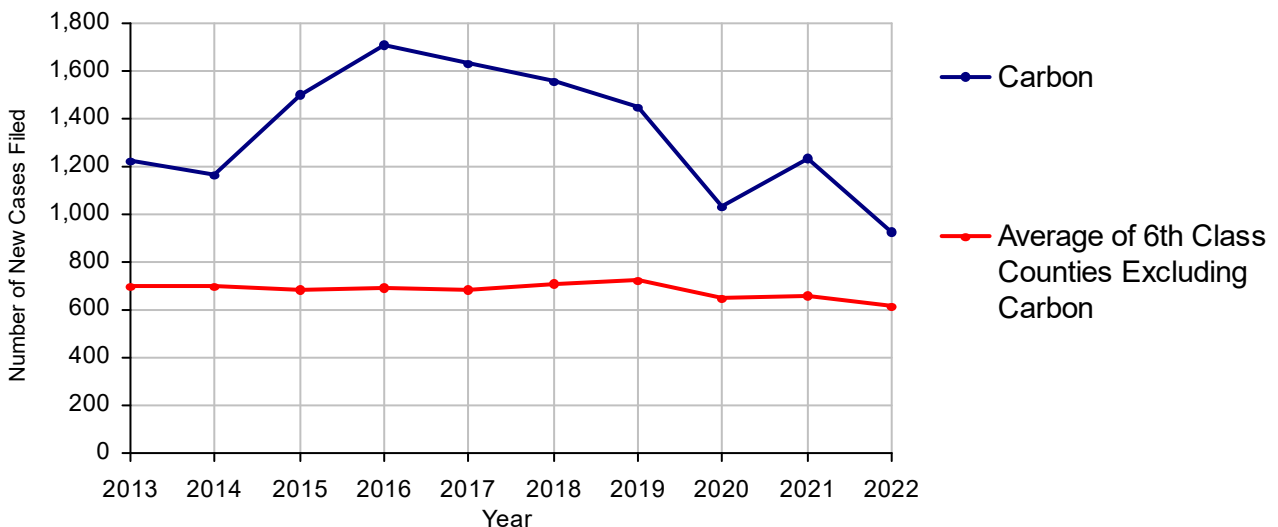
Cases Pending 1/1/2022	832
New Cases Filed in 2022	927
Reopened Cases	216
Cases Available for Processing	1,975
Processed by:	
Withdrawn/Dismissed	99 8.4%
Diversionsary Disposition*	206 17.5%
Guilty Plea	739 62.7%
Non-Jury Trial	4 0.3%
Jury Trial	6 0.5%
Inactive	93 7.9%
Other	31 2.6%
Total Cases Processed	1,178 100.0%
Cases Pending 12/31/2022	797
Cases Awaiting Sentencing	200

Age of Pending Cases as of 12/31/2022		
0-60 Days	159	19.9%
61-120 Days	145	18.2%
121-180 Days	87	10.9%
181-240 Days	61	7.7%
241-300 Days	64	8.0%
301-360 Days	42	5.3%
Over 360 Days	239	30.0%
Total	797	100.0%

Data provided by CPCMS

* Includes other diversionsary programs such as Veterans Court.

Criminal New Cases, 2013-2022



Carbon County

2022 Population: 65,460
 Class of County: 6th
 No. of Common Pleas Judgeships: 3

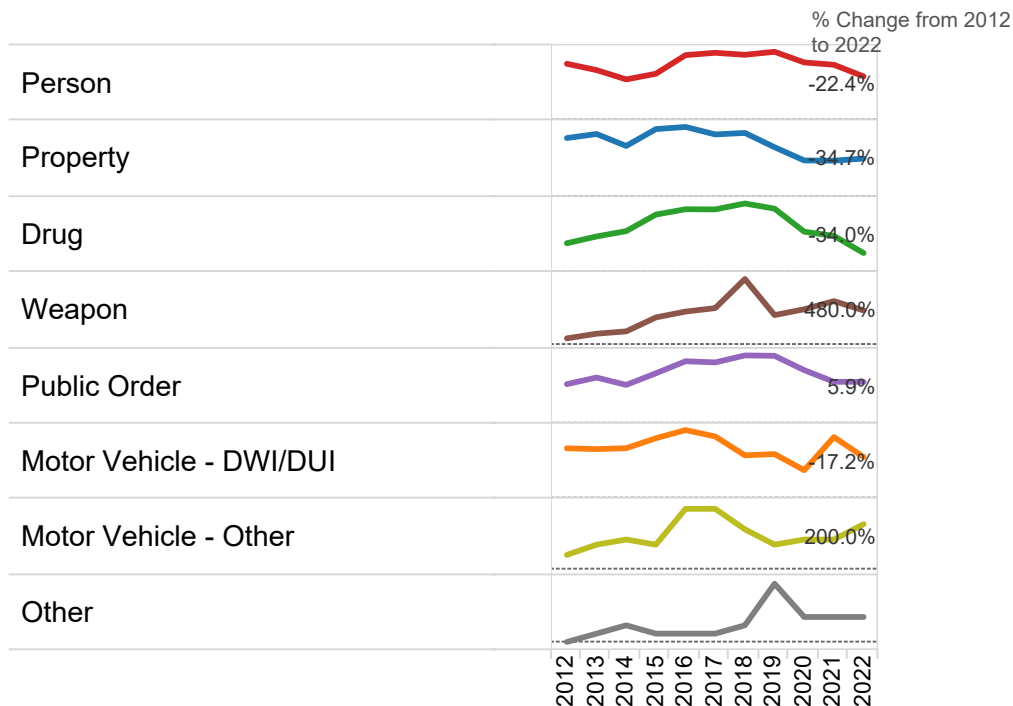


2022 Criminal - New Cases by Offense Type

Case Type	Felony	Misdemeanor	Summary	Total	
Person	65	67	0	132	14.2%
Property	93	88	0	181	19.5%
Drug	21	111	0	132	14.2%
Weapon	18	11	0	29	3.1%
Public Order	36	72	0	108	11.7%
Motor Vehicle - DWI/DUI	20	313	0	333	35.9%
Motor Vehicle - Other	1	8	0	9	1.0%
Other	3	0	0	3	0.3%
Total	257	670	0	927	100.0%
	27.7%	72.3%	0.0%	100.0%	

Data provided by CPCMS

Criminal New Cases by Offense Type, 2012-2022

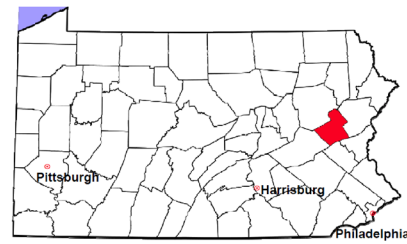


Carbon County

2022 Population estimate: 65,460

Class of County: 6th

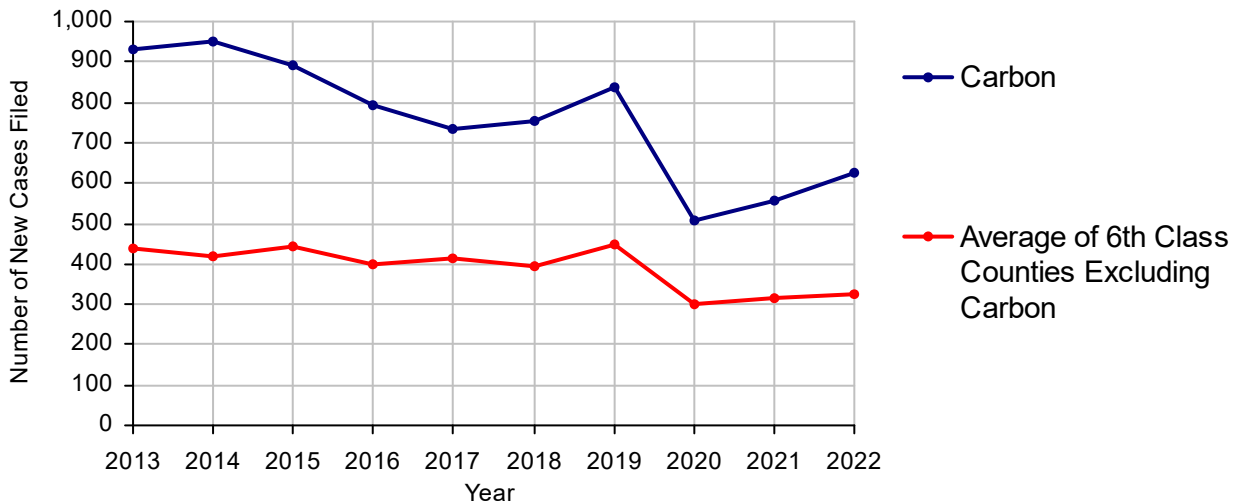
No. of Common Pleas Court Judgeships: 3



2022 Civil	Civil Action	Other	Total
Cases Pending 1/1/2022	312	144	456
Docketed Cases	350	277	627
Arbitration Appeals	4	0	4
Transferred In	0	0	0
Returned to Active	1	0	1
Cases Available for Processing	667	421	1,088
Processed By:			
Default Judgments	109	54	163
Cases Decided by Arbitration Board	19	0	19
Dispositive Motions	3	3	6
Settlements	85	23	108
Moved to Inactive Status	3	2	5
Transferred/Withdrawn	5	18	23
Dismissed/Discontinued	62	30	92
Administrative Purge	0	0	0
Other	8	12	20
Jury Trial	1	0	1
Non-Jury Trial	17	83	100
Total Cases Processed	312	225	537
Cases Pending 12/31/2022	355	196	551

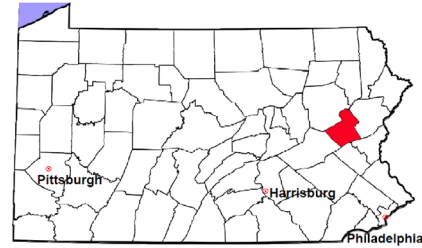
Age of Pending Cases as of 12/31/2022 (Civil Action Only)		
0-6 months	149	42.0%
7-12 months	69	19.4%
13-18 months	39	11.0%
19-24 months	42	11.8%
25-30 months	22	6.2%
31-36 months	8	2.3%
37-42 months	9	2.5%
43-48 months	1	0.3%
49-54 months	2	0.6%
55-60 months	6	1.7%
61-66 months	4	1.1%
67-72 months	2	0.6%
Over 72 months	2	0.6%
Total	355	100.0%

Docketed Cases, 2013-2022



Carbon County

2022 Population estimate: 65,460
 Class of County: 6th
 No. of Common Pleas Court Judgeships: 3



2022 Civil - Docketed Cases Listed by Case Type

TORT	60	9.6%	REAL PROPERTY	185	29.5%
<i>(does not include mass tort)</i>			Ejectment*	19	
Intentional	1		Eminent Domain/Condemnation*	1	
Malicious Prosecution	0		Ground Rent	1	
Motor Vehicle	20		Landlord/Tenant Dispute	26	
Nuisance	3		Mortgage Foreclosure:		
Premise Liability	22		Residential*	107	
Product Liability	0		Commercial*	1	
Slander/Libel/Defamation	1		Partition of Real Property*	5	
Other	13		Quiet Title*	25	
MASS TORT	0		Other*	0	
Asbestos	0		CIVIL APPEALS	36	5.7%
Tobacco	0		<i>- Administrative Agencies</i>		
Toxic Tort - DES	0		Board of Assessment*	8	
Toxic Tort - Implant	0		Board of Elections*	0	
Toxic Waste	0		Dept. of Transportation*	24	
Other	0		Zoning Board*	3	
PROFESSIONAL LIABILITY	3	0.5%	Statutory Appeal - Other*	1	
Dental	0		Other*	0	
Legal	0		MISCELLANEOUS	83	13.2%
Medical Malpractice	1		Common Law/		
Other	2		Statutory Arbitration*	0	
CONTRACT	260	41.5%	Declaratory Judgment*	6	
<i>(does not include judgments)</i>			Mandamus*	1	
Buyer Plaintiff	6		Non-Domestic Relations		
Debt Collection: Credit Card	115		Restraining Order*	21	
Debt Collection: Other	119		Quo Warranto*	0	
Employment Dispute: Discrimination	1		Replevin*	5	
Employment Dispute: Other	1		Other*	50	
Other	18		TOTAL DOCKETED CASES:	627	100.0%

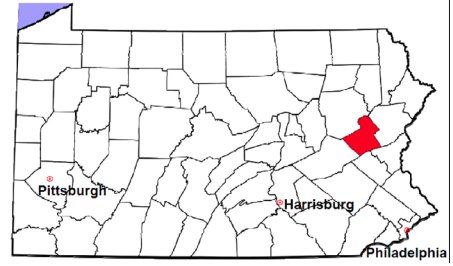
Of the Docketed Cases:

Pro Se Filings: 86 13.7% Class Action Suits: 0 MDJ Appeals: 62 9.9%

*Civil Other

Carbon County

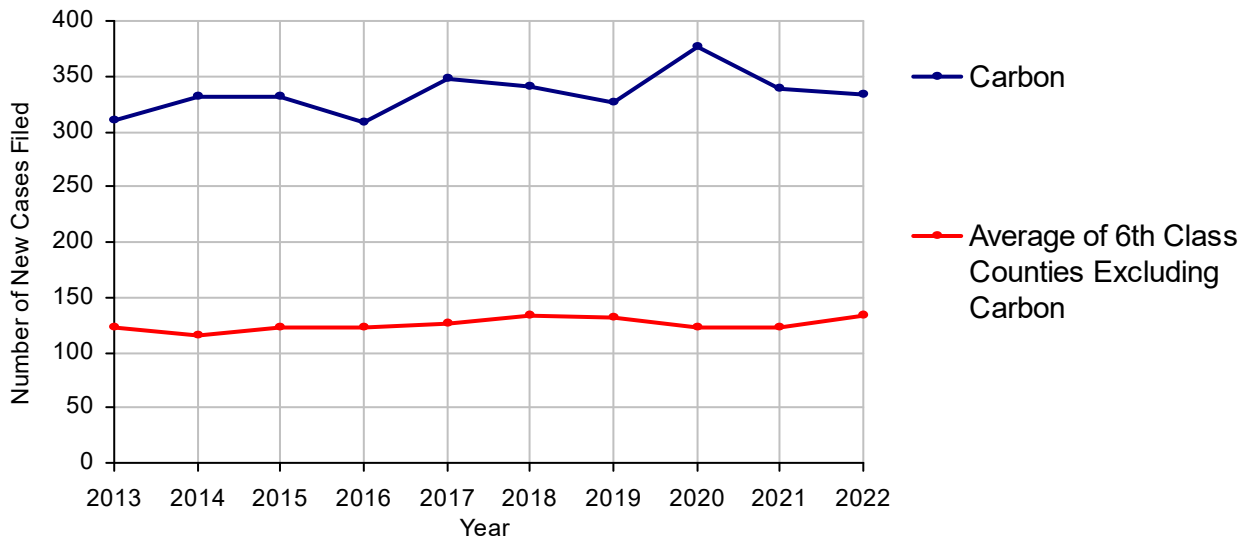
2022 Population estimate: 65,460
 Class of County: 6th
 No. of Common Pleas Court Judgeships: 3



2022 Protection From Abuse

	No. of Petitions	
Cases Pending 1/1/2022	35	
New Cases Filed in 2022	334	
<i>Of these, Petitions Requesting Temporary Orders: 334 (100.0%)</i>		
<i>Temporary Orders DENIED: 45 (13.5%), Temporary Orders GRANTED: 289 (86.5%)</i>		
Cases Available for Processing	369	
Processed By:		
Temporary Order DENIED After Ex Parte Hearing and No Evidentiary Hearing Scheduled	0	
Temporary Order DISMISSED After Evidentiary Hearing and No Final Order Entered	0	
Final Order DENIED After Evidentiary Hearing Before a Judge or a Judicial Officer	41	11.9%
Final Order GRANTED After Evidentiary Hearing Before a Judge or a Judicial Officer	67	19.4%
Plaintiff Did Not Appear For Evidentiary Hearing	87	25.2%
Final Order by STIPULATION OR AGREEMENT Between the Parties	51	14.8%
Petition WITHDRAWN by Plaintiff	99	28.7%
TRANSFERRED to Another Jurisdiction	0	
Other	0	
Cases Processed	345	100.0%
Cases Pending 12/31/2022	24	

PFA New Cases Filed, 2013-2022

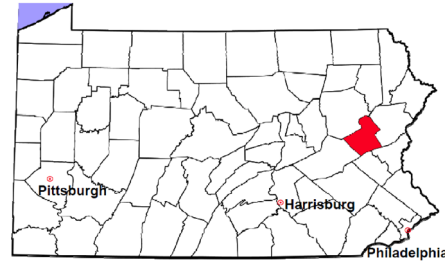


Carbon County

2022 Population estimate: 65,460

Class of County: 6th

No. of Common Pleas Court Judgeships: 3



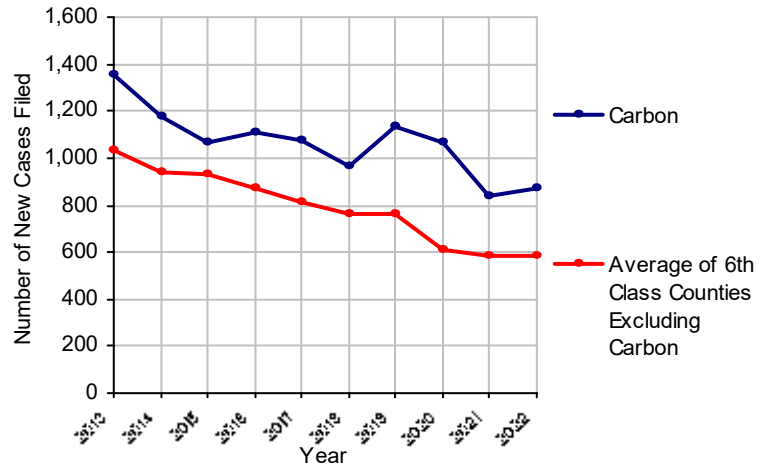
2022 Spousal & Child Support	No. of Petitions
Cases Pending 1/1/2022	144
New Cases Filed in 2022	870
Dockets Transferred In (+)	42
Dockets Transferred Out (-)	23
Cases Available for Processing	1,033
Processed By:	
Judge	9 1.0%
Intake Officer	834 93.4%
Hearing Officer	50 5.6%
Other	0
Cases Processed	893 100.0%
Cases Pending 12/31/2022	140

Data provided by PACSES

2022 Paternity	No. of Cases
Acknowledgements Filed:	
Non-Domestic Relations Section	93 91.2%
During Conference	4 3.9%
Non-Stipulated (post genetic test)	1 1.0%
Pre-Trial Conference	4 3.9%
Total	102 100.0%
Established:	
Stipulated by Genetic Tests	10 76.9%
Default - Father Failed to Appear	0
Adjudication by Court Proceeding	0
Out of State	3 23.1%
Total	13 100.0%
Cases Pending 12/31/2022	23

Data provided by PACSES

Spousal & Child Support New Cases Filed, 2013-2022



DEFINITIONS:

ACKNOWLEDGEMENTS FILED:

NON-DOMESTIC RELATIONS SECTION: The voluntary Acknowledgement of Paternity by the alleged father.
DURING CONFERENCE: The alleged father signed the Acknowledgement of Paternity-Waiver of Trial (PE-010) at the initial child support conference.
NON-STIPULATED (POST GENETIC TEST): The alleged father signed the Acknowledgement of Paternity-Waiver of Trial after genetic tests were conducted and resulted in the alleged father being determined to be the biological father.
PRE-TRIAL CONFERENCE: The alleged father signed the Acknowledgement of Paternity-Waiver of Trial at the pre-trial conference.

ESTABLISHED:

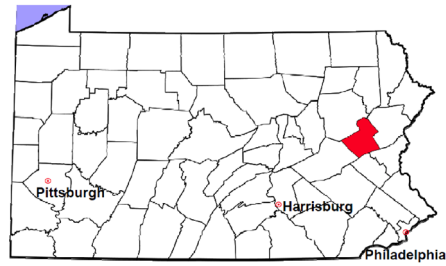
STIPULATED BY GENETIC TESTS: The alleged father requested genetic tests and signed a stipulation that if the test results had a 99% or higher probability of paternity then the alleged father would be stipulated as the biological father of the child.
DEFAULT - FATHER FAILED TO APPEAR: The alleged father failed to appear after being served for either a support conference, hearing, or genetic test and a default paternity order was entered by the court.
ADJUDICATION BY COURT PROCEEDING: The alleged father was determined to be the biological father of the child through a court proceeding.
OUT OF STATE: Paternity was established in another state, "Out of state only".

Carbon County

2022 Population Estimate: 65,460

Class of County: 6th

No. of Common Pleas Court Judgeships: 3

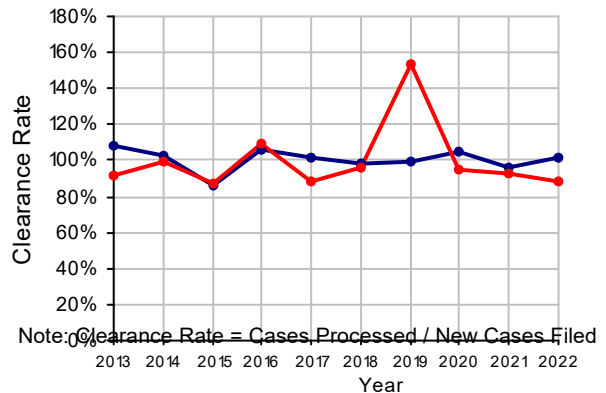


2022 Custody/Partial Custody/Visitation

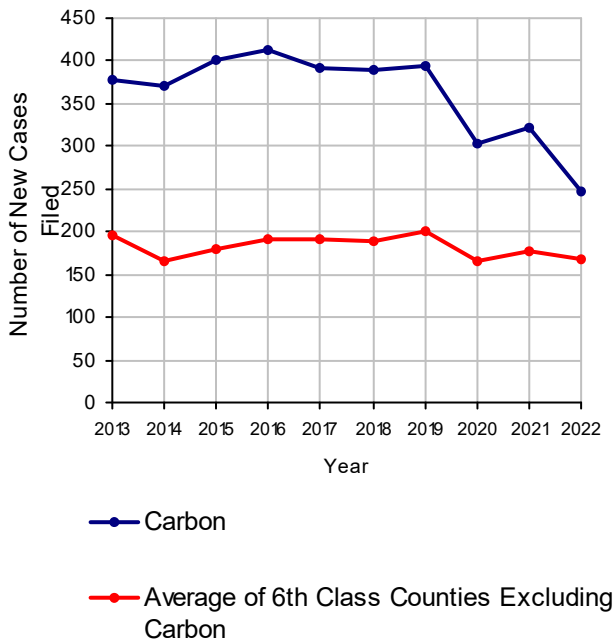
**No. of
Petitions**

Cases Pending 1/1/2022	107
New Cases Filed in 2022	246
Cases Available for Processing	353
Processed By:	
Judge	95 38.0%
Non-Judicial Officer	139 55.6%
Administrative Review/Purge	0
Other	16 6.4%
Cases Processed	250 100.0%
Cases Pending 12/31/2022	103

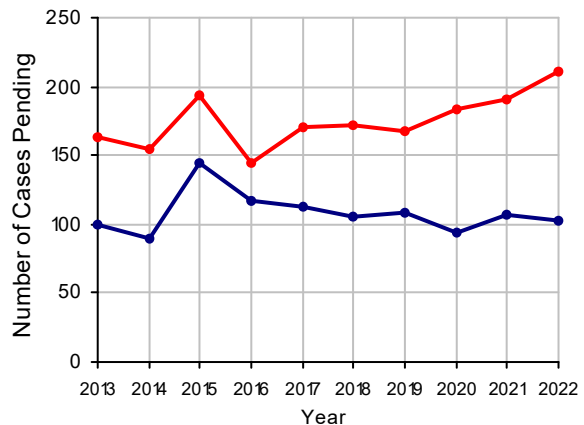
Clearance Rate, 2013-2022



Custody/Partial Custody/Visitation New Cases Filed, 2013-2022



Cases Pending at the End of Year, 2013-2022

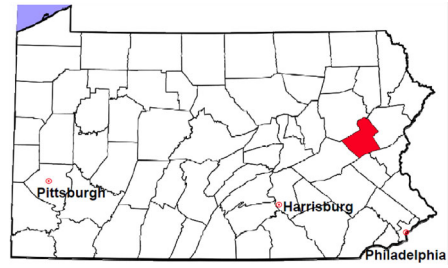


Carbon County

2022 Population estimate: 65,460

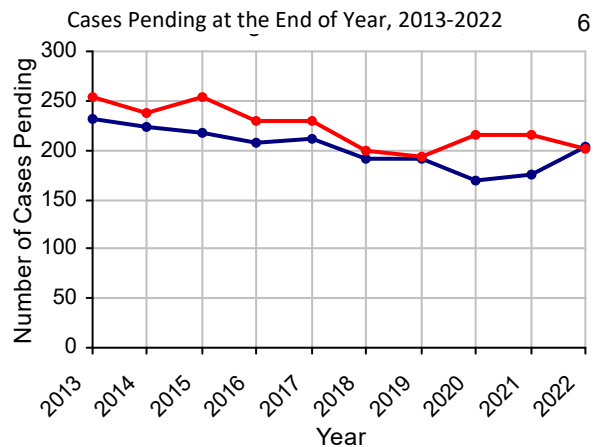
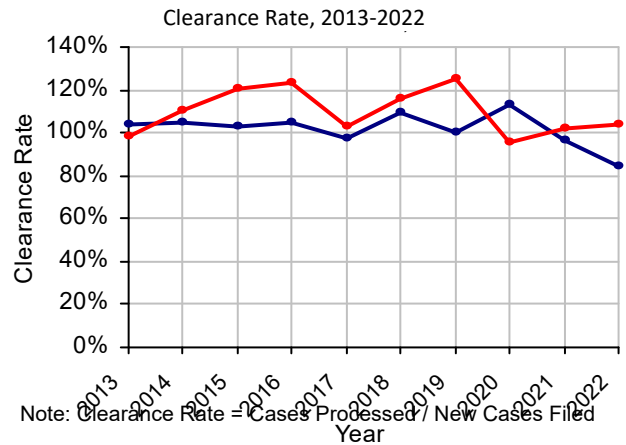
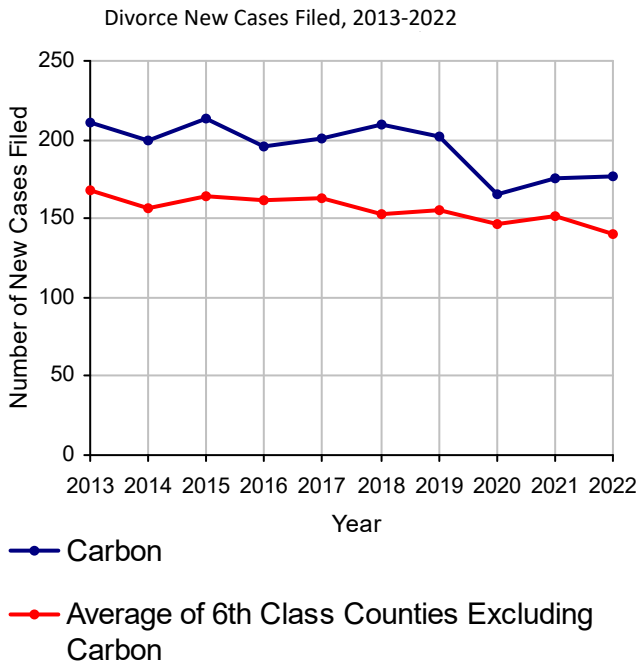
Class of County: 6th

No. of Common Pleas Court Judgeships: 3



2022 Divorce

	No. of Petitions	
Cases Pending 1/1/2022	176	
New Cases Filed in 2022	177	
Cases Available for Processing	353	
Processed By:		
Contested Before a Judge	0	
Contested Before a Non-Judicial Officer	10	6.7%
Uncontested	120	80.0%
Administrative Review/Purge	0	
Other	20	13.3%
Cases Processed	150	100.0%
Cases Pending 12/31/2022	203	

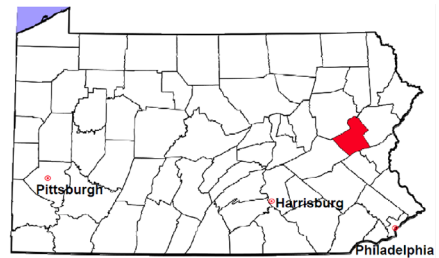


Carbon County

2022 Population estimate: 65,460

Class of County: 6th

No. of Common Pleas Court Judgeships: 3

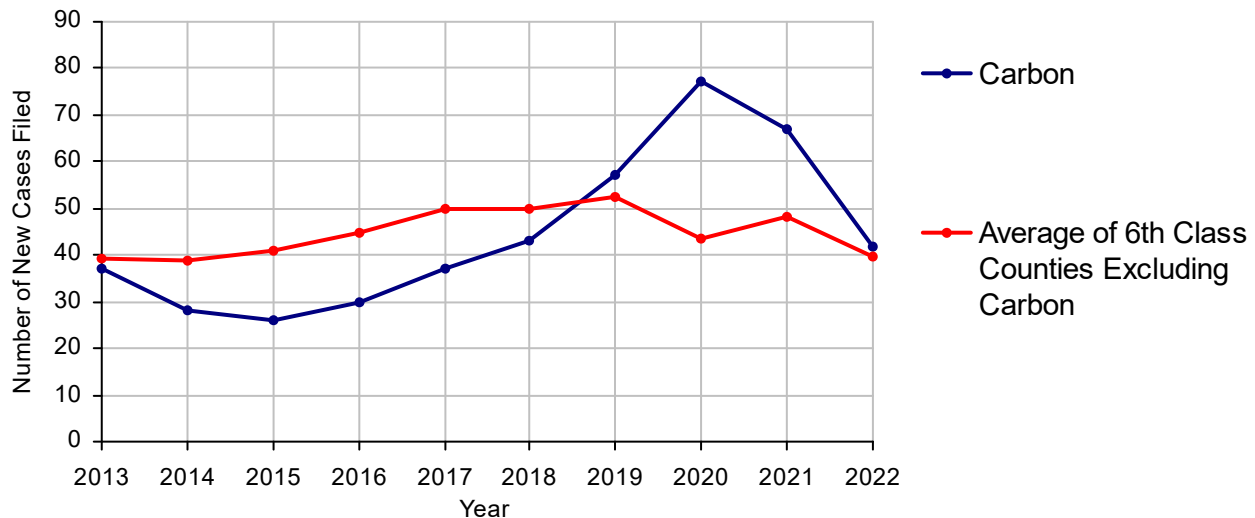


2022 Juvenile Dependency - Petitions Pending Adjudication

	Abuse/ Neglect	Status Offenses	Total
Cases Pending 1/1/2022	1	0	1
New Petitions Filed in 2022	42	0	42
Other	5	0	5
Total Petitions Available for Processing	48	0	48
Processed by:			
Adjudicated Dependent			
Judge	13	0	13
Juvenile Court Hearing Officer	34	0	34
Adjudicated NOT Dependent			
Judge	0	0	0
Juvenile Court Hearing Officer	0	0	0
Withdrawn/Dismissed/Transferred	1	0	1
Other	0	0	0
Total Petitions Processed	48	0	48
Cases Pending 12/31/2022	0	0	0

Data provided by CPCMS

Abuse/Neglect and Status Offenses New Cases Filed, 2013-2022

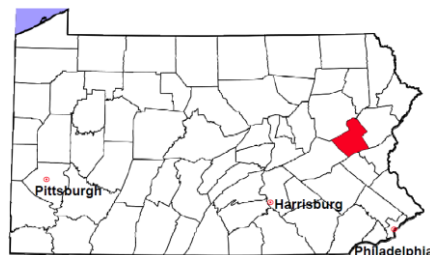


Carbon County

2022 Population estimate: 65,460

Class of County: 6th

No. of Common Pleas Court Judgeships: 3



2022 Juvenile Dependency - Adjudicated Dependent Inventory

	Abuse/ Neglect		Status Offenses		Total
Cases Pending 1/1/2022	132		1		133
New Adjudicated Dependent Cases	47		0		47
Other	1		0		1
Total Adjudicated Dependent Cases	180		1		181
<u>Court Supervision Terminated:</u>					
Family Reunification	26	38.2%	0		26 37.7%
Adoption	4	5.9%	0		4 5.8%
Placement with a Relative/Guardian	21	30.9%	1	100.0%	22 31.9%
Aged Out	12	17.6%	0		12 17.4%
Other Permanency Outcomes*	4	5.9%	0		4 5.8%
Other**	1	1.5%	0		1 1.4%
Total Adjudicated Dependent Cases Terminated	68	100.0%	1	100.0%	69 100.0%
Cases Pending 12/31/2022	112		0		112

Data provided by CPCMS

* Other Permanency Outcomes include: adjudicated delinquent, death due to natural causes, emancipation, permanent living arrangement, and parent has come forward.

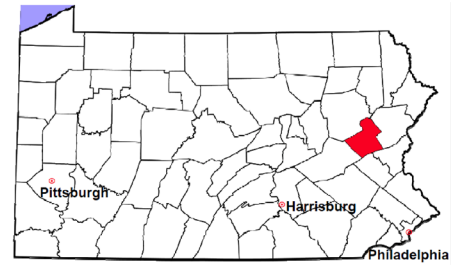
** Other includes cases where court supervision is terminated due to transfer out of jurisdiction, withdrawal and administrative closure.

Carbon County

2022 Population estimate: 65,460

Class of County: 6th

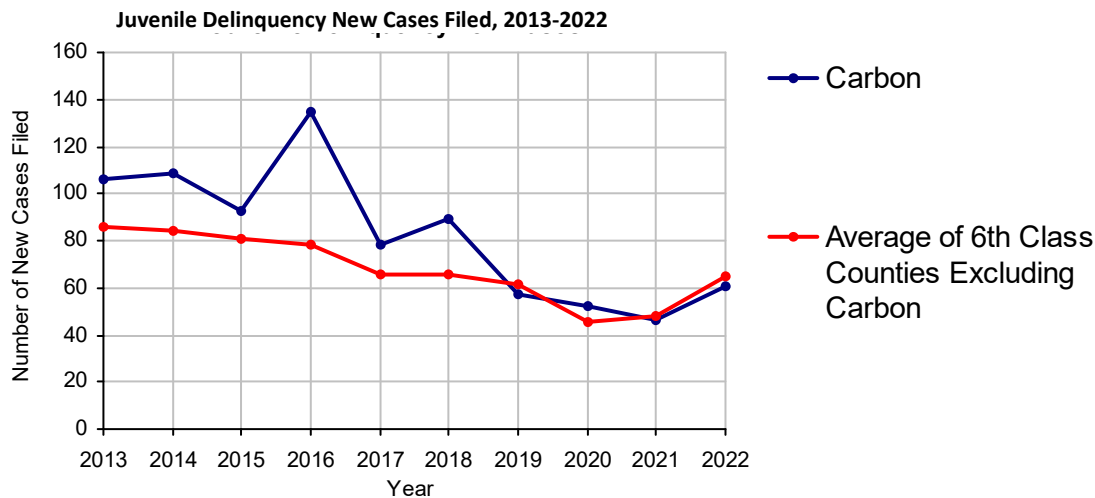
No. of Common Pleas Court Judgeships: 3



2022 Juvenile Delinquency - Cases Pending Disposition

Begin Pending	28
New Cases	61
Consent Decree Revoked	0
Informal Adjustment Program Revoked	0
Alternative Program Revoked	0
Warrant Returned	0
Other	14
Total Cases Available for Disposition	103
Warrant Issued	3
Disposed by:	
Adjudicated Delinquent by a Judge	10
Adjudicated Delinquent by a Juvenile Court Hearing Officer	0
Consent Decree Entered	22
Informal Adjustment Program Entered	0
Warned and Counseled (Pre-Petition)	15
Dismissed/Withdrawn/Transferred	16
Transferred to Criminal Court	0
Other	3
Total Cases Disposed	66
End Pending	34

Data provided by CPCMS



Carbon County

2022 Population: 65,460
 Class of County: 6th
 No. of Common Pleas Judgeships: 3

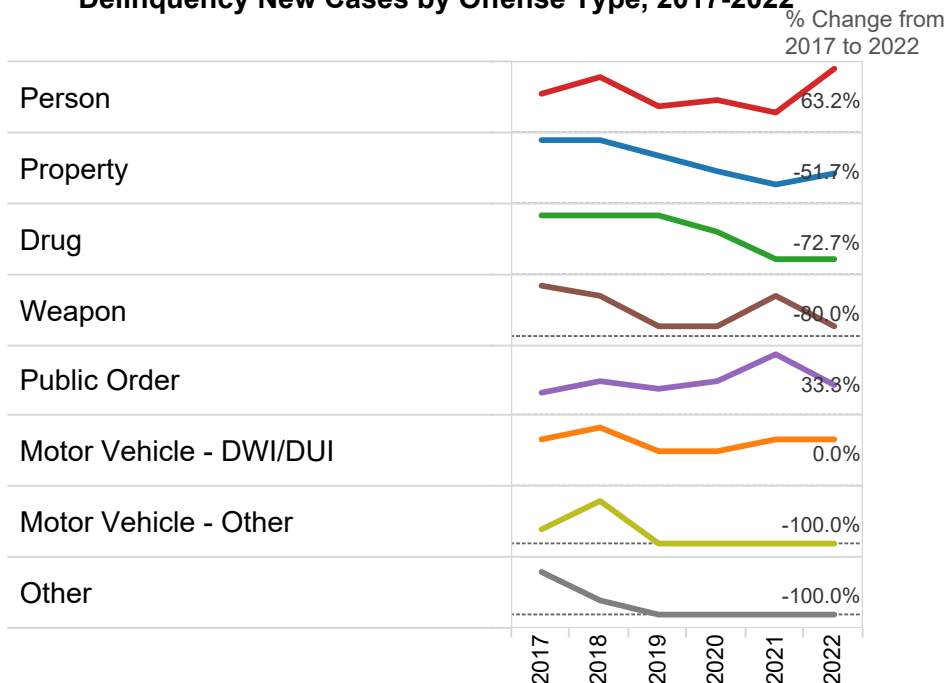


2022 Delinquency - New Cases by Offense Type

Case Type	Felony	Misdemeanor	Summary	Total	
Person	10	21	0	31	50.8%
Property	5	9	0	14	23.0%
Drug	0	3	0	3	4.9%
Weapon	0	1	0	1	1.6%
Public Order	1	1	6	8	13.1%
Motor Vehicle - DWI/DUI	0	4	0	4	6.6%
Motor Vehicle - Other	0	0	0	0	0.0%
Other	0	0	0	0	0.0%
Total	16	39	6	61	100.0%
	26.2%	63.9%	9.8%	100.0%	

Data provided by CPCMS

Delinquency New Cases by Offense Type, 2017-2022

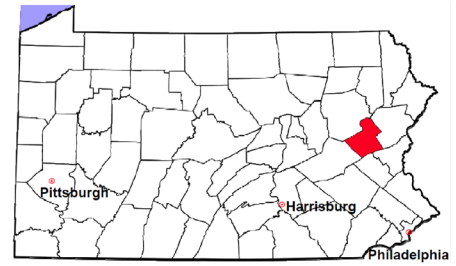


Carbon County

2022 Population estimate: 65,460

Class of County: 6th

No. of Common Pleas Court Judgeships: 3



2022 Juvenile Delinquency - Formal Dispositions

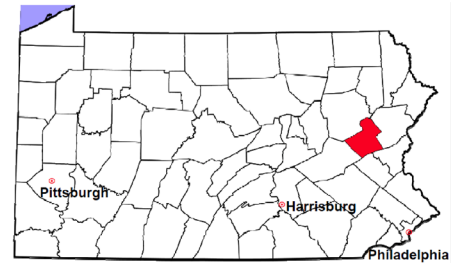
Begin Pending	13
Adjudicated Delinquent by a Judge	10
Adjudicated Delinquent by a Juvenile Court Hearing Officer	0
Warrant Returned	0
Other	5
Total Adjudicated Delinquent Cases	28
Warrant Issued	4
Court Supervision Terminated:	
Conditions Satisfied	6
Compelling Reasons	0
Reached Age 21	0
Transferred to Another Juvenile Court	0
Other	1
Total Adjudicated Delinquent Cases Terminated	7
End Pending	17

(R) - Revised

Data provided by CPCMS

Carbon County

2022 Population estimate: 65,460
 Class of County: 6th
 No. of Common Pleas Court Judgeships: 3

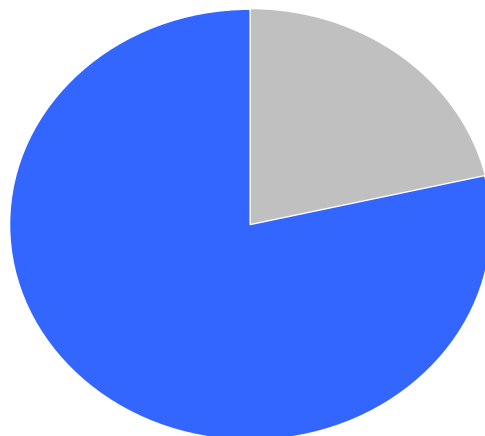


2022 Juvenile Delinquency - Informal Dispositions

Pending Consent Decrees	11
Pending Informal Adjustments	1
New Consent Decrees	22
New Informal Adjustments	0
Warrant Returned	0
Other	0
Cases Informally Disposed	34
Warrant Issued	0
Terminated by:	
Consent Decree Completed	11
Informal Adjustment Completed	0
Consent Decree Revoked	0
Informal Adjustment Program Revoked	0
Other	4
Total Informally Disposed Cases Terminated	15
End Pending	19

(R) - Revised
 Data provided by CPCMS

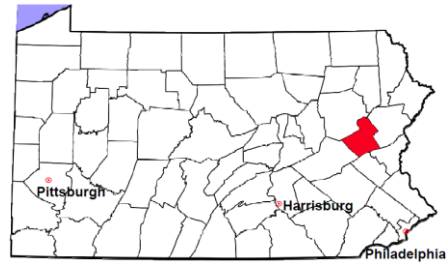
Informal Dispositions: **79%**



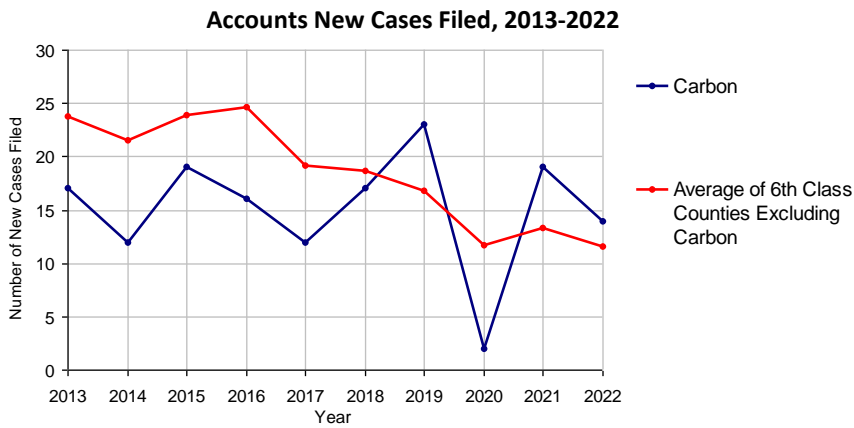
Delinquency Cases are disposed either formally, at a proceeding held before a judge or hearing officer, or informally without a proceeding. Informal dispositions include informal adjustments supervised by a juvenile probation officer; consent decrees agreed upon with the District Attorney after a petition is filed; or other pre-petition process by the juvenile probation department.

Carbon County

2022 Population estimate: 65,460
 Class of County: 6th
 No. of Common Pleas Court Judgeships: 3



2022 Accounts	No. of Cases	
Cases Pending 1/1/2022	8	
New Cases Filed in 2022	14	
Cases Available for Processing	22	
Processed By:		
Contested before a Judge	0	
Contested before a Non-Judicial Officer	0	
Uncontested	8	100.0%
Other	0	
Cases Processed	8	100.0%
Cases Pending 12/31/2022	14	

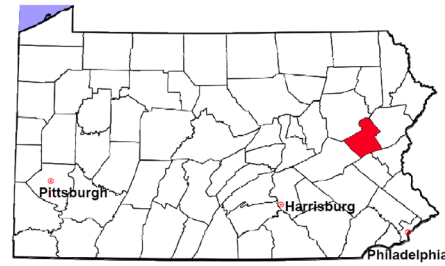


Carbon County

2022 Population estimate: 65,460

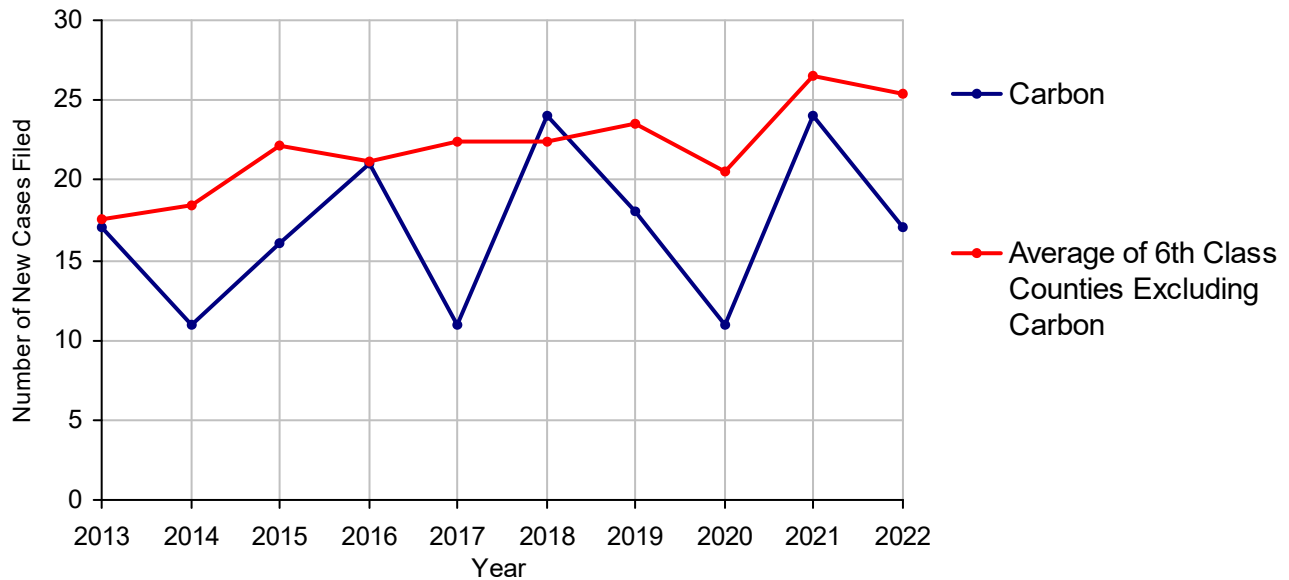
Class of County: 6th

No. of Common Pleas Court Judgeships: 3



2022 Adoptions		No. of Cases	
Cases Pending 1/1/2022		9	
New Cases Filed in 2022		17	
Cases Available for Processing		26	
Processed By:			
Contested before a Judge	Granted	0	
	Denied	0	
Uncontested	Granted	22	95.7%
	Denied	0	
Other		1	4.3%
Cases Processed		23	100.0%
Cases Pending 12/31/2022		3	

Adoptions New Cases Filed, 2013-2022

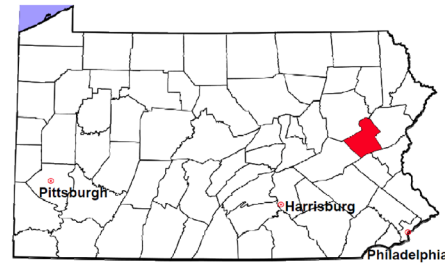


Carbon County

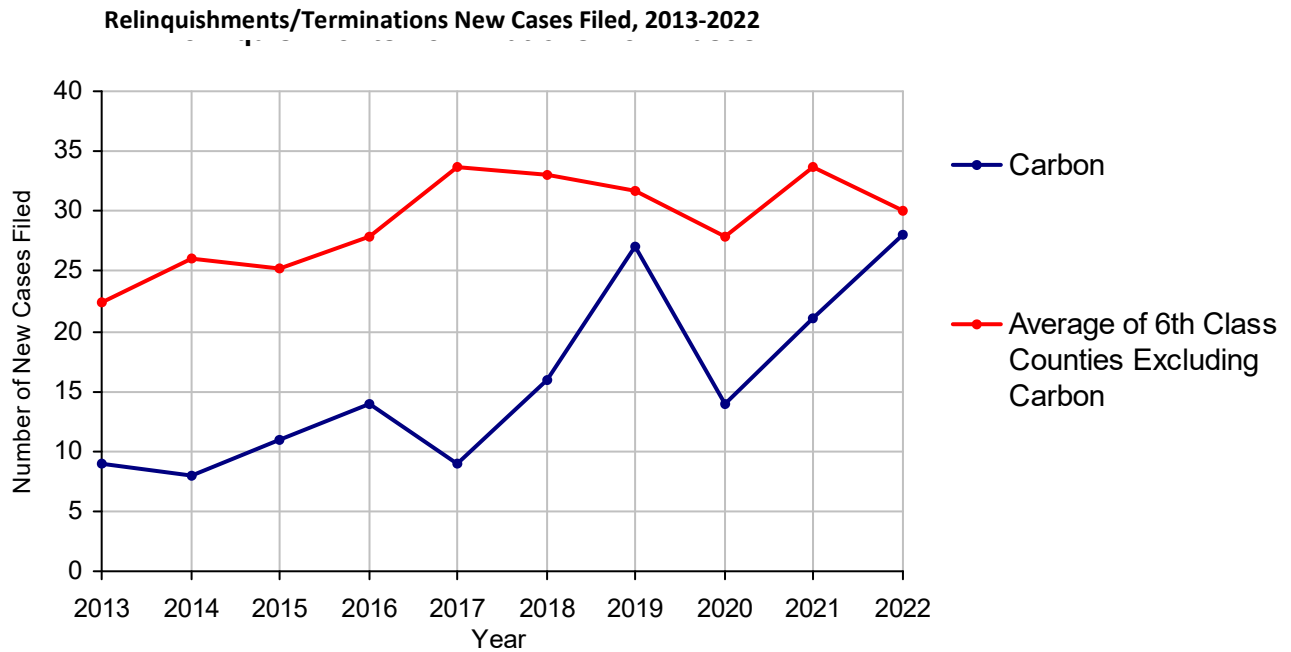
2022 Population estimate: 65,460

Class of County: 6th

No. of Common Pleas Court Judgeships: 3

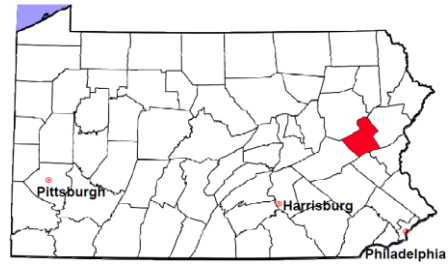


2022 Relinquishments/Terminations	No. of Cases	
Cases Pending 1/1/2022	8	
New Cases Filed in 2022	28	
Cases Available for Processing	36	
Processed By:		
Contested before a Judge	3	12.5%
Uncontested	20	83.3%
Other	1	4.2%
Cases Processed	24	100.0%
Cases Pending 12/31/2022	12	

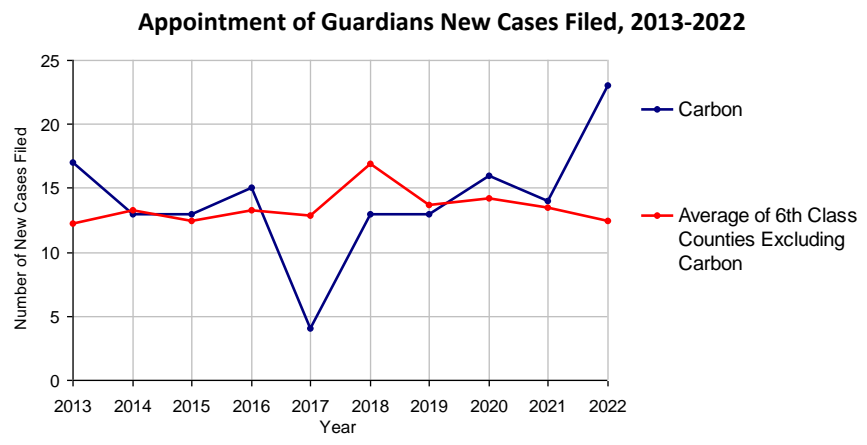


Carbon County

2022 Population estimate: 65,460
 Class of County: 6th
 No. of Common Pleas Court Judgeships: 3

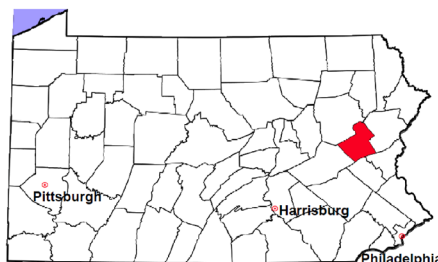


2022 Appointment of Guardians	No. of Cases	
Cases Pending 1/1/2022	5	
New Cases Filed in 2022	23	
Cases Available for Processing	28	
Processed By:		
Contested before a Judge	0	
Uncontested	26	92.9%
Other	2	7.1%
Cases Processed	28	100.0%
Cases Pending 12/31/2022	0	



Carbon County

2022 Population estimate: 65,460
 Class of County: 6th
 No. of Common Pleas Court Judgeships: 3



2022 Jury Yield and Utilization

Jury Yield

Qualification Questionnaires/Summonses Mailed:	4,600	A		
Returned Undeliverable:	226	B	4.9%	Of Qualification Questionnaires/ Summonses Mailed
Not Responded to:	321	C	7.0%	
the Number of Prospective Jurors:				
Disqualified:	687	D	14.9%	
Exempted:	219	E	4.8%	
Excused:	1,500	F	32.6%	
Deferred to New Term:	0	G		
Deferred from Previous Term:	0	H		
Total Number of Qualified Jurors Available for Service:	1,647	I	35.8%	

$I = A - B - C - D - E - F - G + H$

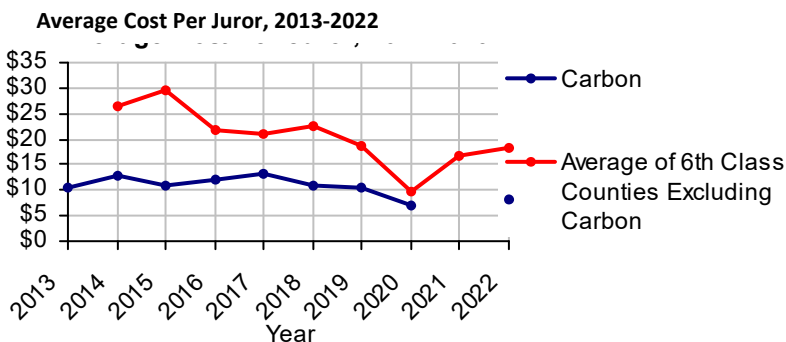
Jury Utilization

the Number of Jurors:			
Reporting for Service:	811	49.2%	Of Jurors Qualified and Available
Told Not to Report for Service:	344	20.9%	
Sent to Courtroom for Jury Selection (Voir Dire):	686	84.6%	Of Jurors Reporting for Service
Impaneled or Sworn (jurors/alternates):	98	12.1%	
Removed for Cause/Hardship:	141		
Removed by Peremptory Challenge:	65		
Number of Jury Trials Started:	11		
Pool Days:	10		
Zero Panel Days	1	10.0%	(Of Pool Days)

Jury Costs

Total Annual Budget for Juror Operations:	\$37,380.00	J
Average Cost Per Juror:	\$8.13	K

$K = J/A$



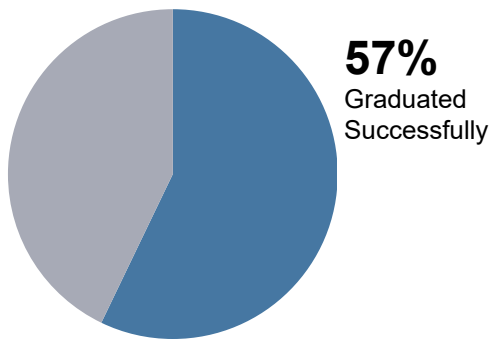
Carbon County

2022 Problem Solving Courts

21 Discharges

15 Admissions

Of All Court Participants Discharged:



Adult Drug Court

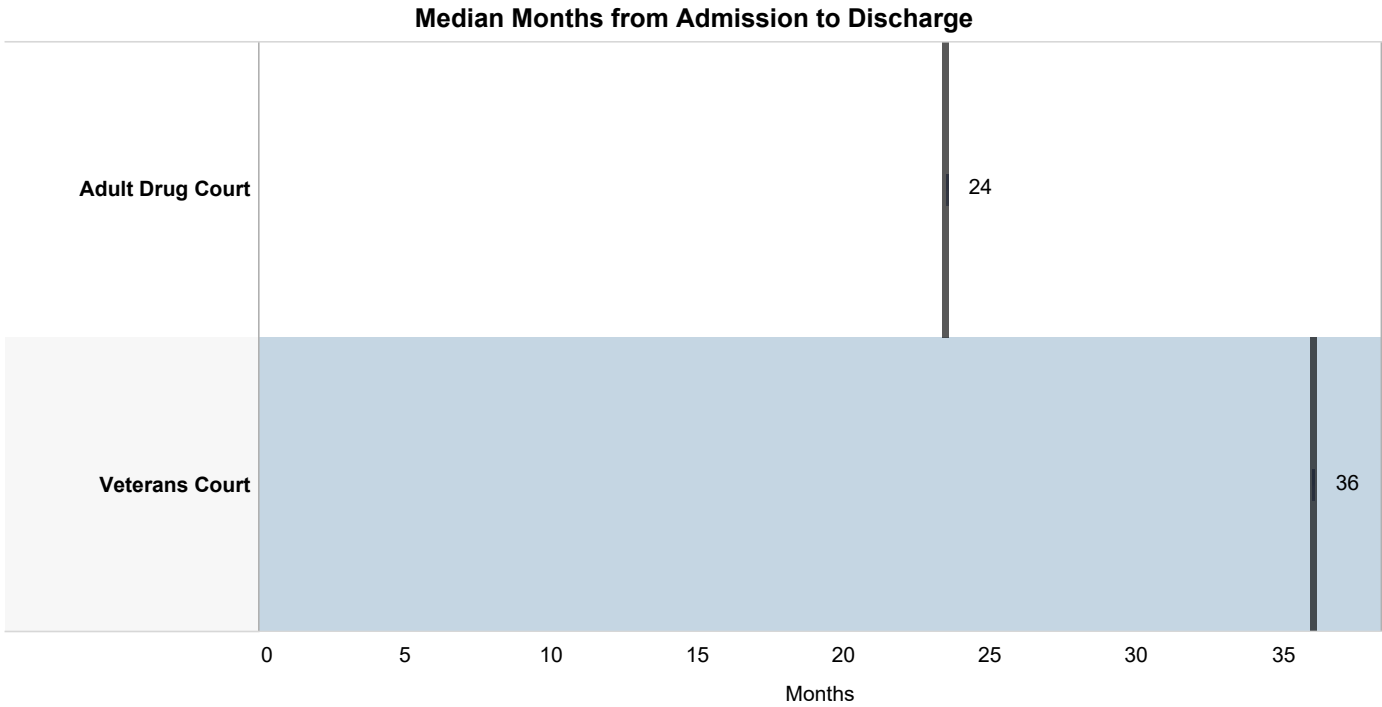
15

Discharge Reason

	Successfully Completed	Unsuccessful /Non-Compliant	Voluntarily Withdrew	Unsuccessful /Absconded	Total Discharges
Adult Drug Court	11 (55.0%)	5 (25.0%)	1 (5.0%)	3 (15.0%)	20 (100.0%)
Veterans Court	1 (100.0%)				1 (100.0%)

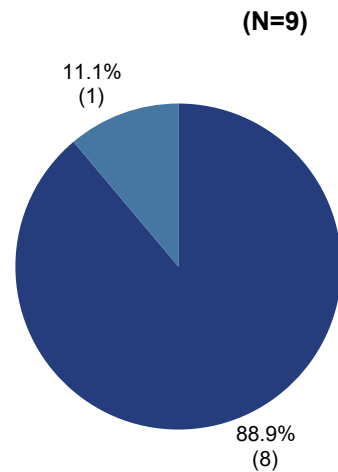
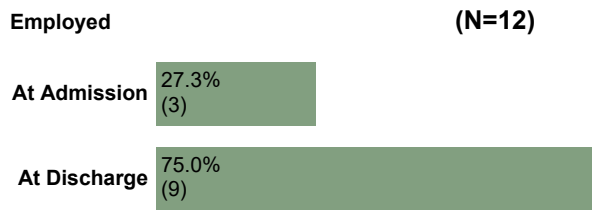
Carbon County

2022 Problem Solving Courts



Among successful graduates, there was a 200% increase in employment.

89% of the employed successful graduates were employed full time:



10% (2) of all participants have improved in **education level** at discharge.

■ Employed Full Time
■ Employed Part Time

DEPARTMENT OF RESEARCH & STATISTICS

KIM NIEVES, PH.D.

DIRECTOR

ANDREW GINDER, MPA

ASSISTANT DIRECTOR

YAN LIU, M.S.

SENIOR STATISTICAL ANALYST

SASANKA ADIKARI, PH.D

DATA SCIENTIST

AMANDA PEREIRA

RESEARCH ASSISTANT