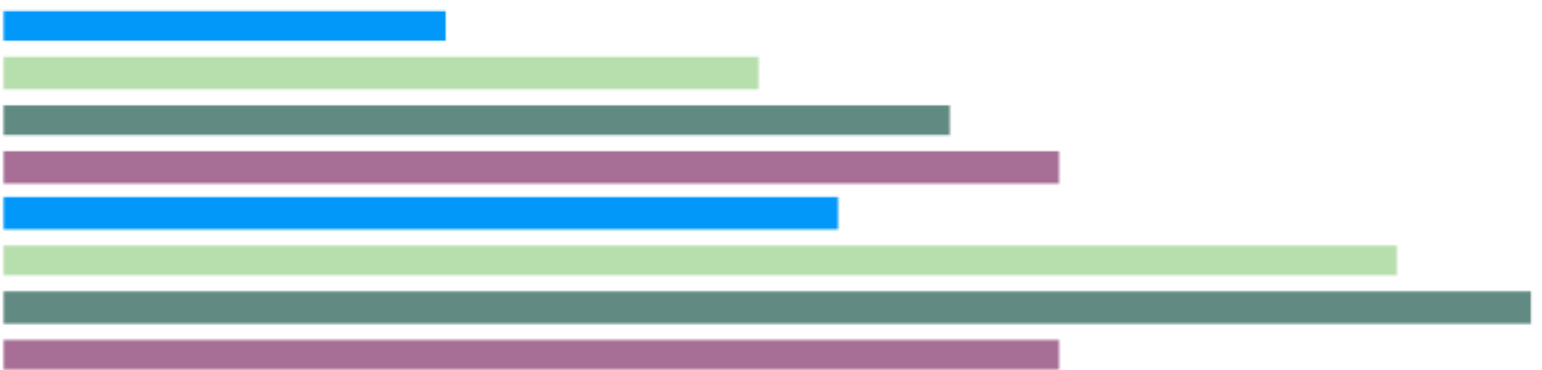
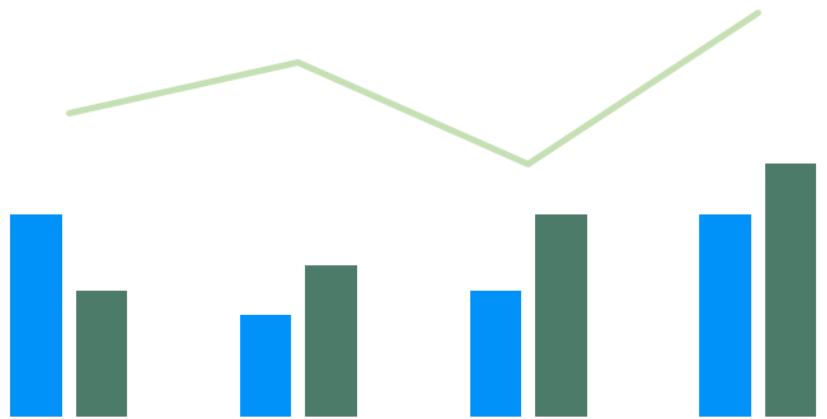
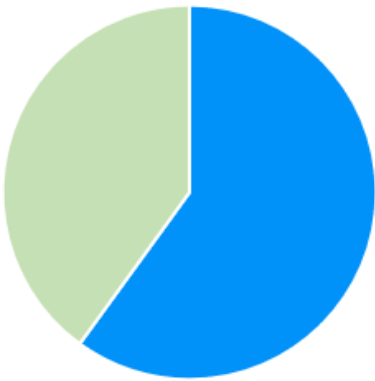


2022

Court of Common Pleas
Caseload Statistics for

Bradford County



We are pleased to provide you with a copy of the 2022 County Caseload Display pages. They can also be viewed on the AOPC webpage at www.pacourts.us in the *News & Statistics* section under *Research & Statistics*.

Should you have any questions or comments, please do not hesitate to contact me at 717.231.3300.

Sincerely,

A handwritten signature in black ink, appearing to read "Sasanka", is written over a horizontal line. The signature is fluid and cursive.

Sasanka Adikari, Ph.D.
Data Scientist
Department of Research and Statistics

Table of Contents

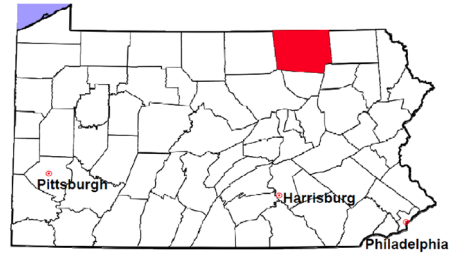
CPCMS Criminal	Page 1
CPCMS Criminal - New Cases by Case Type.....	Page 2
Civil.....	Page 3
Civil - Docketed Cases Listed by Case Type.....	Page 4
Protection From Abuse	Page 5
Spousal & Child Support and Paternity	Page 6
Custody/Partial Custody/Visitation.....	Page 7
Divorce	Page 8
Juvenile Dependency - Active Dependent Inventory	Page 9
Juvenile Dependency - Adjudicated Dependent Inventory	Page 10
Juvenile Delinquency - Cases Pending Disposition.....	Page 11
Juvenile Delinquency - New Cases by Case Type	Page 12
Juvenile Delinquency - Formal Dispositions	Page 13
Juvenile Delinquency - Informal Dispositions	Page 14
Accounts.....	Page 15
Adoptions.....	Page 16
Relinquishments/Terminations	Page 17
Appointment of Guardians	Page 18
Jury Yield and Utilization	Page 19
Problem Solving Courts.....	Pages 20-21

Bradford County

2022 Population estimate: 59,866

Class of County: 6th

No. of Common Pleas Court Judgeships: 2



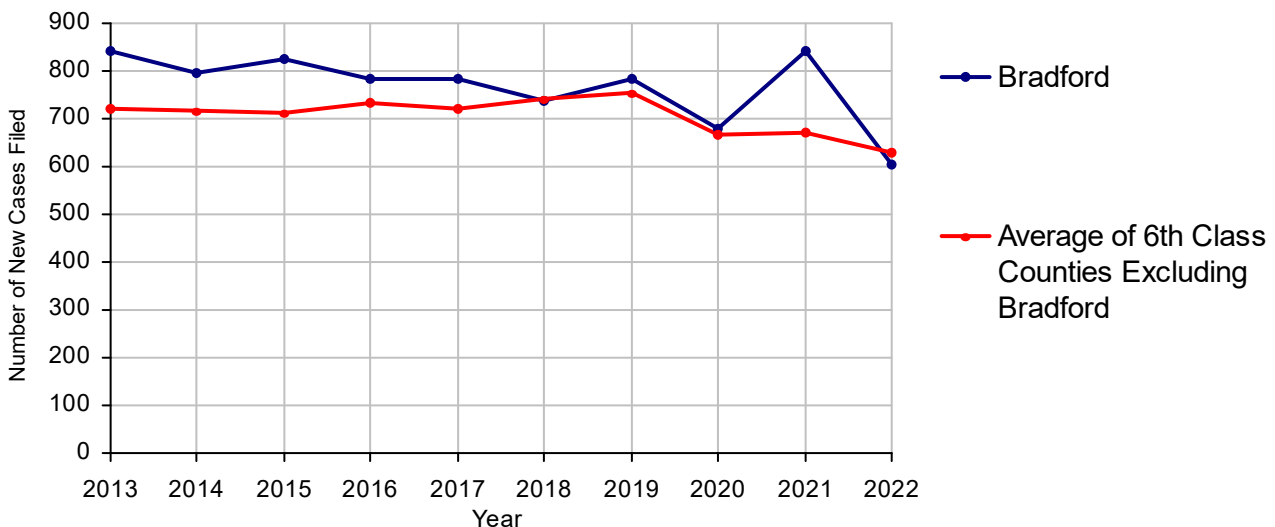
2022 Criminal	No. of Cases	
Cases Pending 1/1/2022	288	
New Cases Filed in 2022	606	
Reopened Cases	37	
Cases Available for Processing	931	
Processed by:		
Withdrawn/Dismissed	35	5.2%
Diversionsary Disposition*	90	13.3%
Guilty Plea	503	74.2%
Non-Jury Trial	7	1.0%
Jury Trial	5	0.7%
Inactive	28	4.1%
Other	10	1.5%
Total Cases Processed	678	100.0%
Cases Pending 12/31/2022	253	
Cases Awaiting Sentencing	154	

Age of Pending Cases as of 12/31/2022		
0-60 Days	83	32.8%
61-120 Days	88	34.8%
121-180 Days	35	13.8%
181-240 Days	12	4.7%
241-300 Days	12	4.7%
301-360 Days	10	4.0%
Over 360 Days	13	5.1%
Total	253	100.0%

Data provided by CPCMS

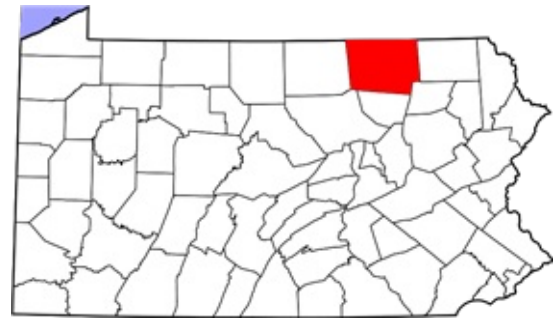
* Includes other diversionsary programs such as Veterans Court.

Criminal New Cases, 2013-2022



Bradford County

2022 Population: 59,866
 Class of County: 6th
 No. of Common Pleas Judgeships: 2

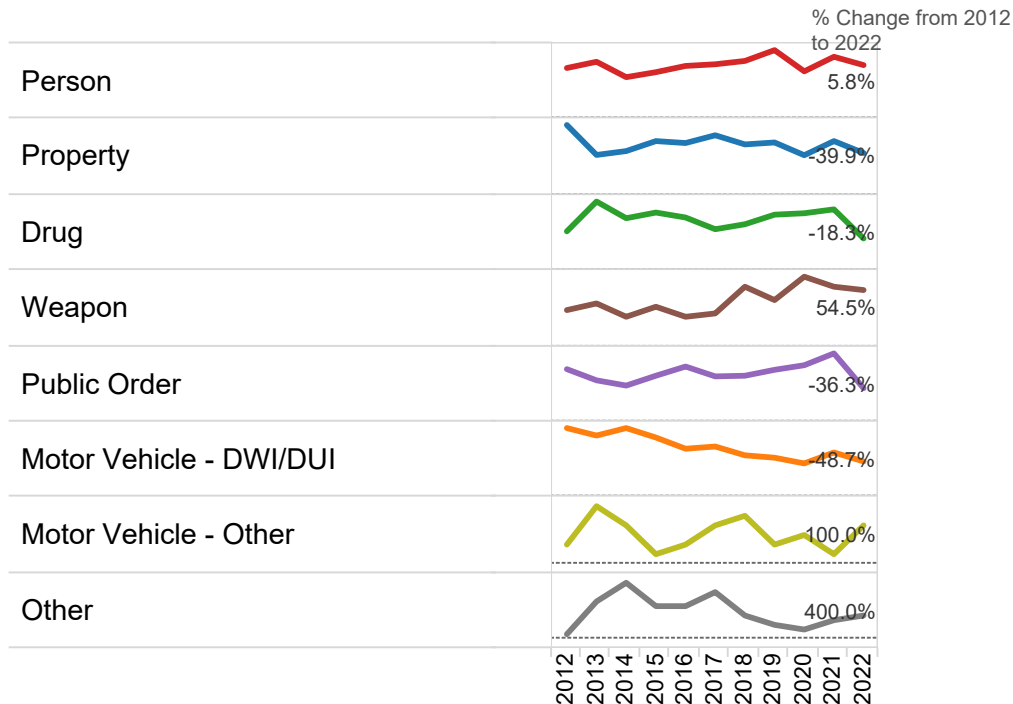


2022 Criminal - New Cases by Offense Type

Case Type	Felony	Misdemeanor	Summary	Total	
Person	63	65	0	128	21.1%
Property	77	75	0	152	25.1%
Drug	41	48	0	89	14.7%
Weapon	11	6	0	17	2.8%
Public Order	25	26	0	51	8.4%
Motor Vehicle - DWI/DUI	11	149	0	160	26.4%
Motor Vehicle - Other	0	4	0	4	0.7%
Other	5	0	0	5	0.8%
Total	233	373	0	606	100.0%
	38.4%	61.6%	0.0%	100.0%	

Data provided by CPCMS

Criminal New Cases by Offense Type, 2012-2022

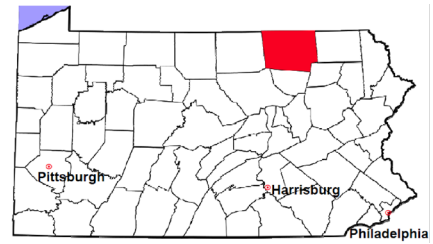


Bradford County

2022 Population estimate: 59,866

Class of County: 6th

No. of Common Pleas Court Judgeships: 2

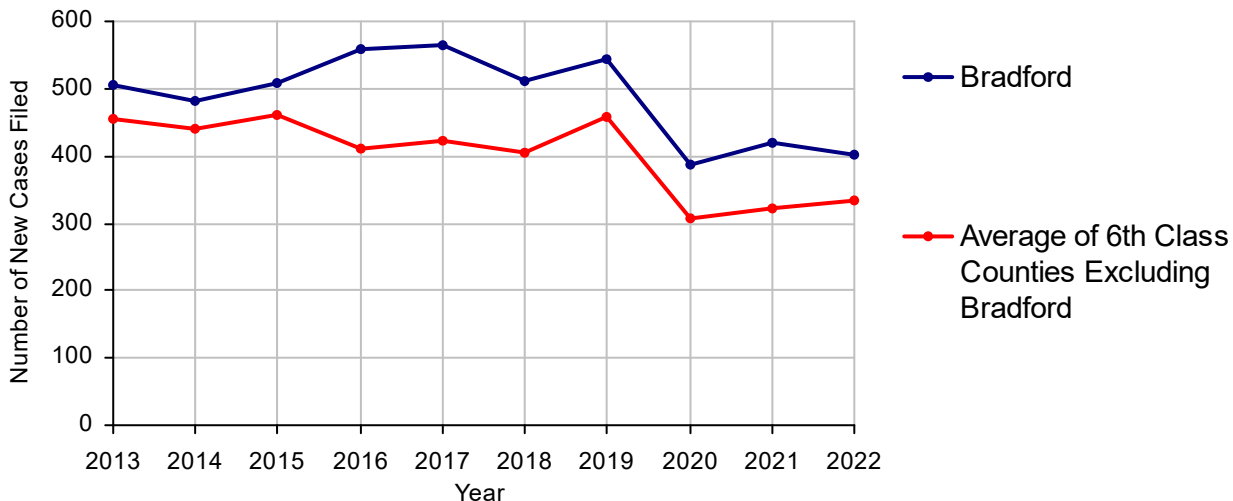


2022 Civil	Civil Action	Other	Total
Cases Pending 1/1/2022	609	1,029	1,638 (R)
Docketed Cases	187	214	401
Arbitration Appeals	5	1	6
Transferred In	0	0	0
Returned to Active	0	0	0
Cases Available for Processing	801	1,244	2,045
Processed By:			
Default Judgments	67	43	110
Cases Decided by Arbitration Board	12	12	24
Dispositive Motions	18	23	41
Settlements	272	60	332
Moved to Inactive Status	0	0	0
Transferred/Withdrawn	26	7	33
Dismissed/Discontinued	0	0	0
Administrative Purge	17	17	34
Other	1	0	1
Jury Trial	0	0	0
Non-Jury Trial	0	0	0
Total Cases Processed	413	162	575
Cases Pending 12/31/2022	388	1,082	1,470

Age of Pending Cases as of 12/31/2022 (Civil Action Only)		
0-6 months	88	22.7%
7-12 months	28	7.2%
13-18 months	35	9.0%
19-24 months	38	9.8%
25-30 months	30	7.7%
31-36 months	23	5.9%
37-42 months	25	6.4%
43-48 months	21	5.4%
49-54 months	15	3.9%
55-60 months	10	2.6%
61-66 months	18	4.6%
67-72 months	12	3.1%
Over 72 months	45	11.6%
Total	388	100.0%

(R) - Revised

Docketed Cases, 2013-2022

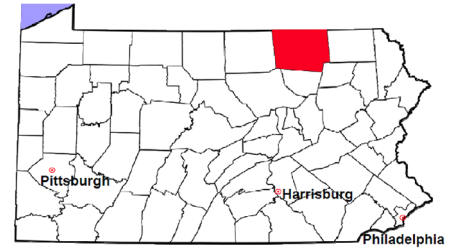


Bradford County

2022 Population estimate: 59,866

Class of County: 6th

No. of Common Pleas Court Judgeships: 2



2022 Civil - Docketed Cases Listed by Case Type

TORT	31	7.7%	REAL PROPERTY	80	20.0%
<i>(does not include mass tort)</i>			Ejectment*	9	
Intentional	0		Eminent Domain/Condemnation*	6	
Malicious Prosecution	1		Ground Rent	0	
Motor Vehicle	17		Landlord/Tenant Dispute	0	
Nuisance	0		Mortgage Foreclosure:		
Premise Liability	3		Residential*	54	
Product Liability	2		Commercial*	2	
Slander/Libel/Defamation	0		Partition of Real Property*	2	
Other	8		Quiet Title*	3	
MASS TORT	0		Other*	4	
Asbestos	0		CIVIL APPEALS	45	11.2%
Tobacco	0		<i>- Administrative Agencies</i>		
Toxic Tort - DES	0		Board of Assessment*	0	
Toxic Tort - Implant	0		Board of Elections*	2	
Toxic Waste	0		Dept. of Transportation*	11	
Other	0		Zoning Board*	0	
PROFESSIONAL LIABILITY	4	1.0%	Statutory Appeal - Other*	2	
Dental	0		Other*	30	
Legal	0		MISCELLANEOUS	89	22.2%
Medical Malpractice	3		Common Law/		
Other	1		Statutory Arbitration*	0	
CONTRACT	152	37.9%	Declaratory Judgment*	2	
<i>(does not include judgments)</i>			Mandamus*	1	
Buyer Plaintiff	3		Non-Domestic Relations		
Debt Collection: Credit Card	69		Restraining Order*	12	
Debt Collection: Other	71		Quo Warranto*	0	
Employment Dispute: Discrimination	0		Replevin*	6	
Employment Dispute: Other	2		Other*	68	
Other	7		TOTAL DOCKETED CASES:	401	100.0%

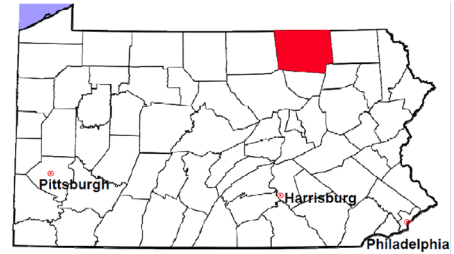
Of the Docketed Cases:

Pro Se Filings: 57 14.2% Class Action Suits 0 MDJ Appeals: 31 7.7%

*Civil Other

Bradford County

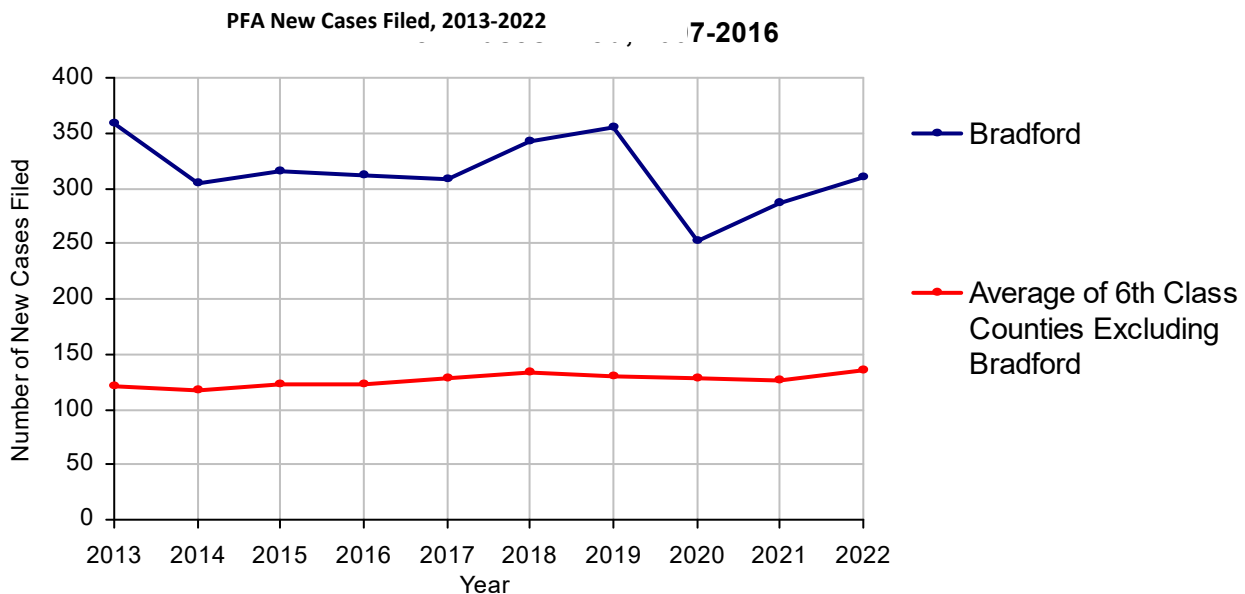
2022 Population estimate: 59,866
 Class of County: 6th
 No. of Common Pleas Court Judgeships: 2



2022 Protection From Abuse

	No. of Petitions
Cases Pending 1/1/2022	17 (R)
New Cases Filed in 2022	310
<i>Of these, Petitions Requesting Temporary Orders: 310 (100.0%)</i>	
<i>Temporary Orders DENIED: 94 (30.3%), Temporary Orders GRANTED: 216 (69.7%)</i>	
Cases Available for Processing	327
Processed By:	
Temporary Order DENIED After Ex Parte Hearing and No Evidentiary Hearing Scheduled	87 29.0%
Temporary Order DISMISSED After Evidentiary Hearing and No Final Order Entered	46 15.3%
Final Order DENIED After Evidentiary Hearing Before a Judge or a Judicial Officer	1 0.3%
Final Order GRANTED After Evidentiary Hearing Before a Judge or a Judicial Officer	54 18.0%
Plaintiff Did Not Appear For Evidentiary Hearing	58 19.3%
Final Order by STIPULATION OR AGREEMENT Between the Parties	15 5.0%
Petition WITHDRAWN by Plaintiff	39 13.0%
TRANSFERRED to Another Jurisdiction	0
Other	0
Cases Processed	300 100.0%
Cases Pending 12/31/2022	27

(R) - Revised

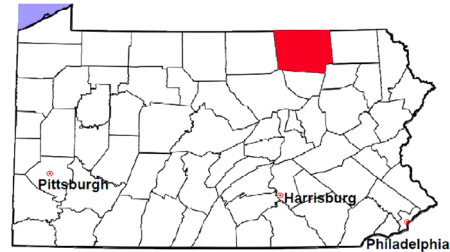


Bradford County

2022 Population estimate: 59,866

Class of County: 6th

No. of Common Pleas Court Judgeships: 2



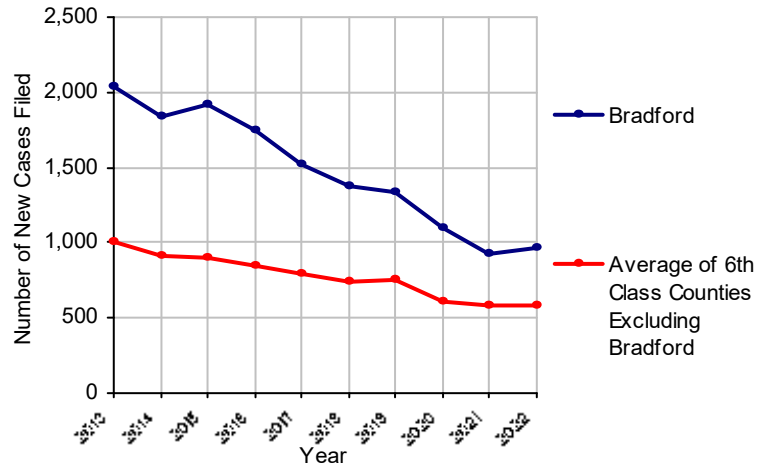
2022 Spousal & Child Support	No. of Petitions
Cases Pending 1/1/2022	130
New Cases Filed in 2022	970
Dockets Transferred In (+)	6
Dockets Transferred Out (-)	10
Cases Available for Processing	1,096
Processed By:	
Judge	121 12.7%
Intake Officer	534 56.1%
Hearing Officer	297 31.2%
Other	0
Cases Processed	952 100.0%
Cases Pending 12/31/2022	144

Data provided by PACSES

2022 Paternity	No. of Cases
Acknowledgements Filed:	
Non-Domestic Relations Section	61 70.9%
During Conference	14 16.3%
Non-Stipulated (post genetic test)	10 11.6%
Pre-Trial Conference	1 1.2%
Total	86 100.0%
Established:	
Stipulated by Genetic Tests	7 9.5%
Default - Father Failed to Appear	1 1.4%
Adjudication by Court Proceeding	1 1.4%
Out of State	65 87.8%
Total	74 100.0%
Cases Pending 12/31/2022	16

Data provided by PACSES

Spousal & Child Support New Cases Filed, 2013-2022



DEFINITIONS:

ACKNOWLEDGEMENTS FILED:

NON-DOMESTIC RELATIONS SECTION: The voluntary Acknowledgement of Paternity by the alleged father.
DURING CONFERENCE: The alleged father signed the Acknowledgement of Paternity-Waiver of Trial (PE-010) at the initial child support conference.
NON-STIPULATED (POST GENETIC TEST): The alleged father signed the Acknowledgement of Paternity-Waiver of Trial after genetic tests were conducted and resulted in the alleged father being determined to be the biological father.
PRE-TRIAL CONFERENCE: The alleged father signed the Acknowledgement of Paternity-Waiver of Trial at the pre-trial conference.

ESTABLISHED:

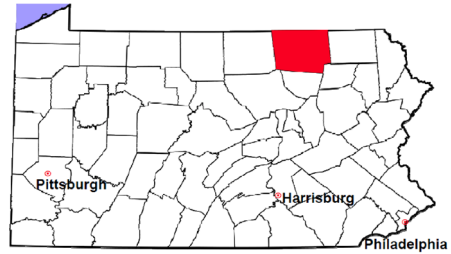
STIPULATED BY GENETIC TESTS: The alleged father requested genetic tests and signed a stipulation that if the test results had a 99% or higher probability of paternity then the alleged father would be stipulated as the biological father of the child.
DEFAULT - FATHER FAILED TO APPEAR: The alleged father failed to appear after being served for either a support conference, hearing, or genetic test and a default paternity order was entered by the court.
ADJUDICATION BY COURT PROCEEDING: The alleged father was determined to be the biological father of the child through a court proceeding.
OUT OF STATE: Paternity was established in another state, "Out of state only".

Bradford County

2022 Population Estimate: 59,866

Class of County: 6th

No. of Common Pleas Court Judgeships: 2

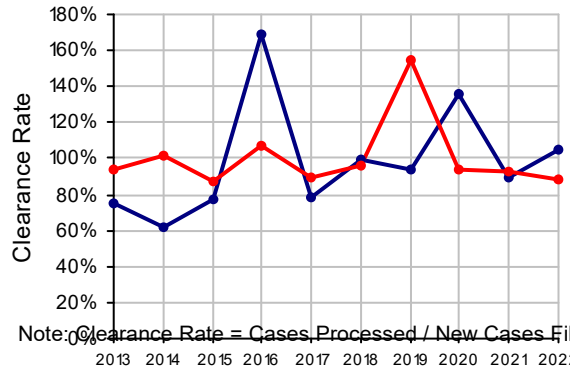


2022 Custody/Partial Custody/Visitation

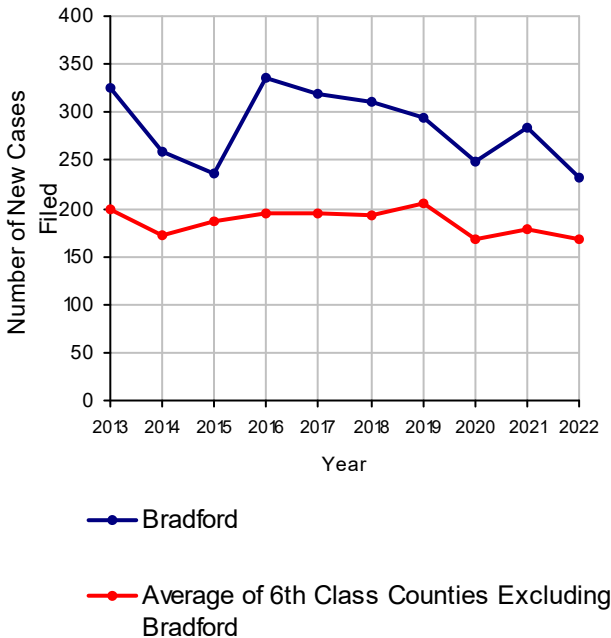
No. of Petitions

Cases Pending 1/1/2022	204
New Cases Filed in 2022	232
Cases Available for Processing	436
Processed By:	
Judge	54 22.2%
Non-Judicial Officer	65 26.7%
Administrative Review/Purge	0
Other	124 51.0%
Cases Processed	243 100.0%
Cases Pending 12/31/2022	193

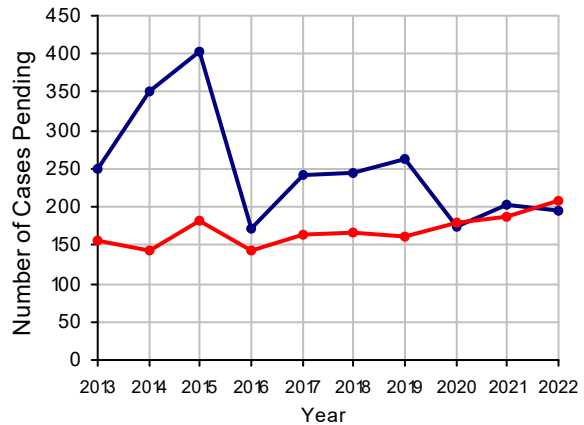
Clearance Rate, 2013-2022



Custody/Partial Custody/Visitation New Cases Filed, 2013-2022



Cases Pending at the End of Year, 2013-2022

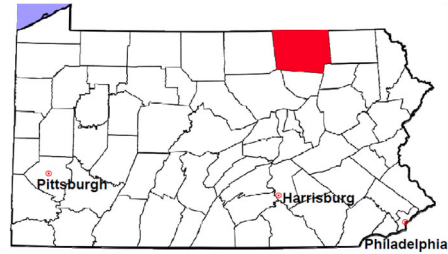


Bradford County

2022 Population estimate: 59,866

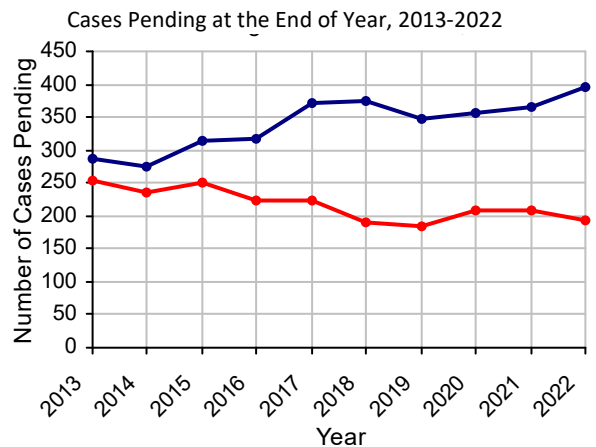
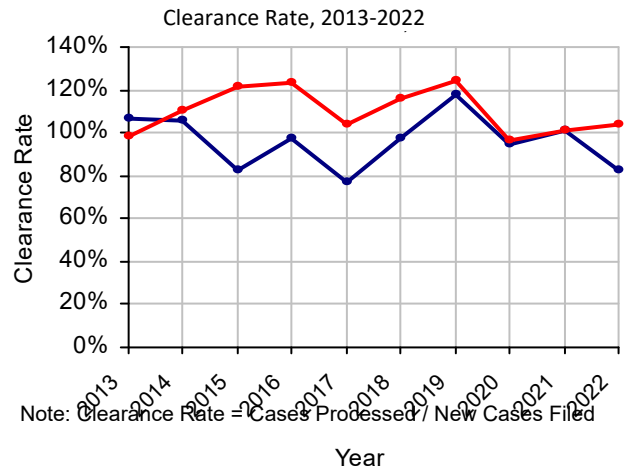
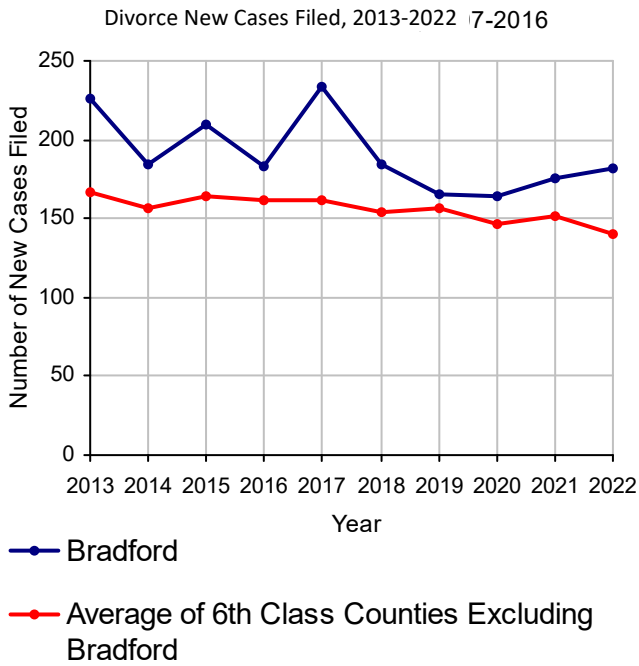
Class of County: 6th

No. of Common Pleas Court Judgeships: 2



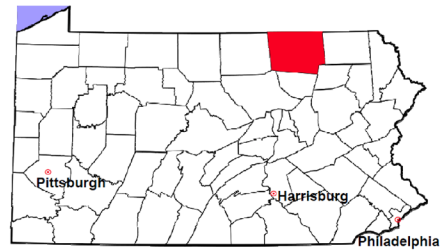
2022 Divorce

	No. of Petitions	
Cases Pending 1/1/2022	364	
New Cases Filed in 2022	182	
Cases Available for Processing	546	
Processed By:		
Contested Before a Judge	0	
Contested Before a Non-Judicial Officer	0	
Uncontested	142	94.7%
Administrative Review/Purge	0	
Other	8	5.3%
Cases Processed	150	100.0%
Cases Pending 12/31/2022	396	



Bradford County

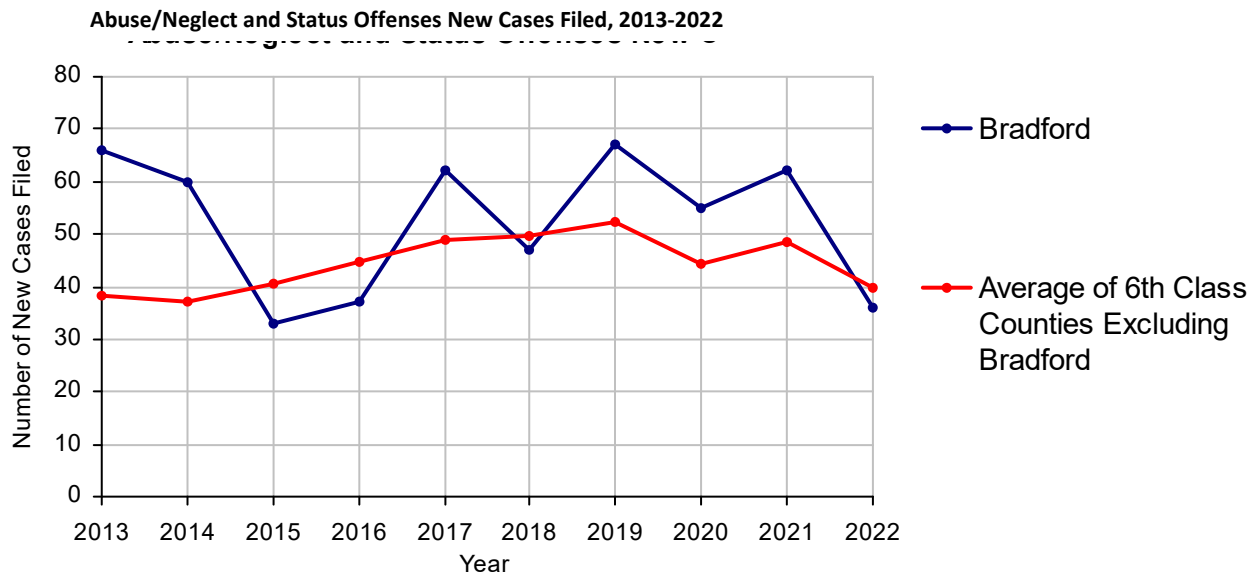
2022 Population estimate: 59,866
 Class of County: 6th
 No. of Common Pleas Court Judgeships: 2



2022 Juvenile Dependency - Petitions Pending Adjudication

	Abuse/ Neglect	Status Offenses	Total
Cases Pending 1/1/2022	12	0	12
New Petitions Filed in 2022	35	1	36
Other	16	0	16
Total Petitions Available for Processing	63	1	64
Processed by:			
Adjudicated Dependent			
Judge	8	0	8
Juvenile Court Hearing Officer	37	1	38
Adjudicated NOT Dependent			
Judge	3	0	3
Juvenile Court Hearing Officer	0	0	0
Withdrawn/Dismissed/Transferred	12	0	12
Other	0	0	0
Total Petitions Processed	60	1	61
Cases Pending 12/31/2022	3	0	3

Data provided by CPCMS

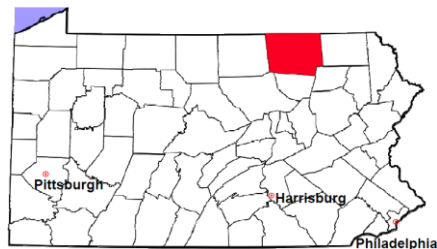


Bradford County

2022 Population estimate: 59,866

Class of County: 6th

No. of Common Pleas Court Judgeships: 2



2022 Juvenile Dependency - Adjudicated Dependent Inventory

	Abuse/ Neglect	Status Offenses	Total
Cases Pending 1/1/2022	79	7	86
New Adjudicated Dependent Cases	45	1	46
Other	0	0	0
Total Adjudicated Dependent Cases	124	8	132

Court Supervision Terminated:

Family Reunification	26	44.8%	4	66.7%	30	46.9%
Adoption	19	32.8%	0		19	29.7%
Placement with a Relative/Guardian	6	10.3%	1	16.7%	7	10.9%
Aged Out	5	8.6%	1	16.7%	6	9.4%
Other Permanency Outcomes*	1	1.7%	0		1	1.6%
Other**	1	1.7%	0		1	1.6%
Total Adjudicated Dependent Cases Terminated	58	100.0%	6	100.0%	64	100.0%
Cases Pending 12/31/2022	66		2		68	

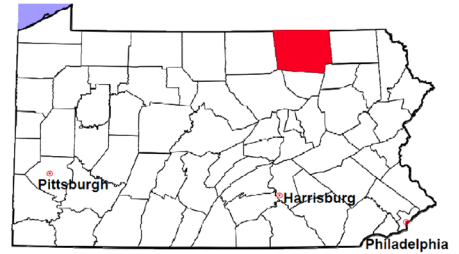
Data provided by CPCMS

* Other Permanency Outcomes include: adjudicated delinquent, death due to natural causes, emancipation, permanent living arrangement, and parent has come forward.

** Other includes cases where court supervision is terminated due to transfer out of jurisdiction, withdrawal and administrative closure.

Bradford County

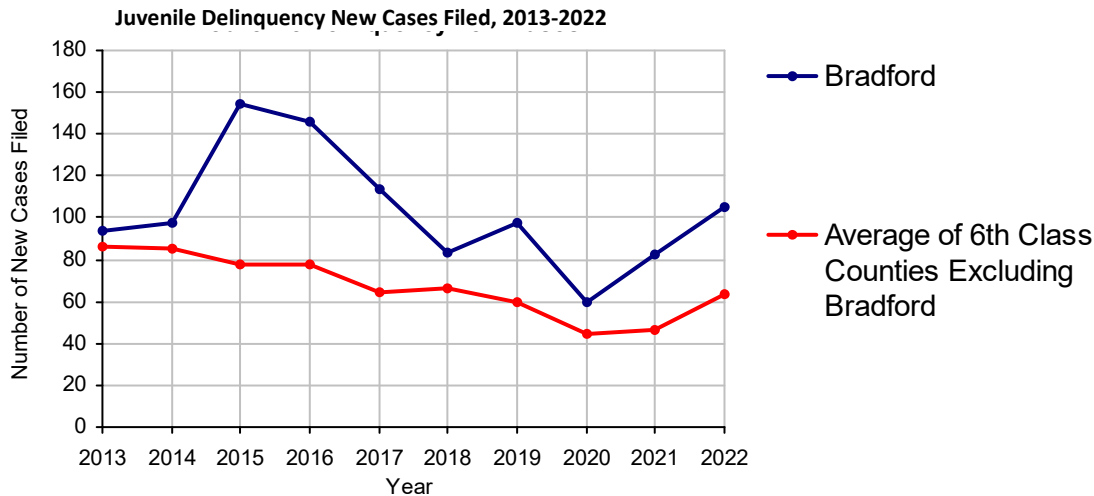
2022 Population estimate: 59,866
 Class of County: 6th
 No. of Common Pleas Court Judgeships: 2



2022 Juvenile Delinquency - Cases Pending Disposition

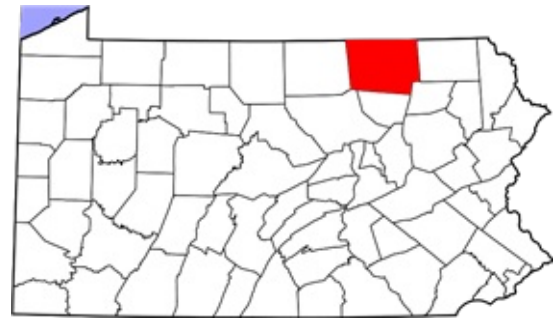
Begin Pending	57
New Cases	105
Consent Decree Revoked	1
Informal Adjustment Program Revoked	0
Alternative Program Revoked	0
Warrant Returned	0
Other	3
Total Cases Available for Disposition	166
Warrant Issued	0
Disposed by:	
Adjudicated Delinquent by a Judge	19
Adjudicated Delinquent by a Juvenile Court Hearing Officer	2
Consent Decree Entered	45
Informal Adjustment Program Entered	20
Warned and Counseled (Pre-Petition)	0
Dismissed/Withdrawn/Transferred	16
Transferred to Criminal Court	2
Other	2
Total Cases Disposed	106
End Pending	60

Data provided by CPCMS



Bradford County

2022 Population: 59,866
 Class of County: 6th
 No. of Common Pleas Judgeships: 2

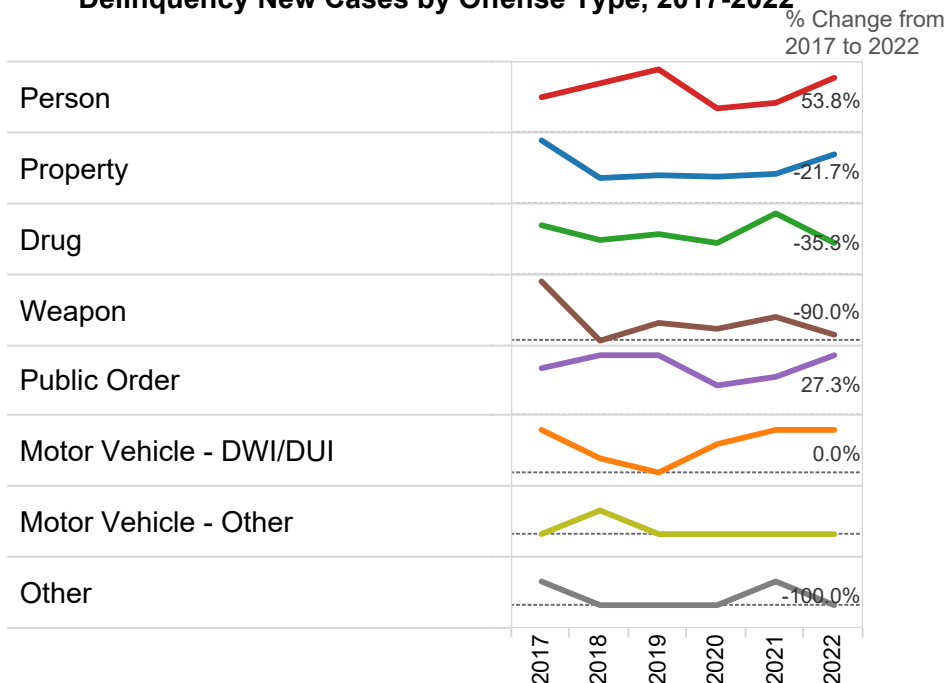


2022 Delinquency - New Cases by Offense Type

Case Type	Felony	Misdemeanor	Summary	Total	
Person	11	28	1	40	38.1%
Property	19	17	0	36	34.3%
Drug	2	9	0	11	10.5%
Weapon	0	1	0	1	1.0%
Public Order	0	13	1	14	13.3%
Motor Vehicle - DWI/DUI	0	3	0	3	2.9%
Motor Vehicle - Other	0	0	0	0	0.0%
Other	0	0	0	0	0.0%
Total	32	71	2	105	100.0%
	30.5%	67.6%	1.9%	100.0%	

Data provided by CPCMS

Delinquency New Cases by Offense Type, 2017-2022

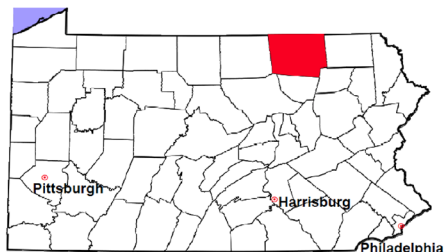


Bradford County

2022 Population estimate: 59,866

Class of County: 6th

No. of Common Pleas Court Judgeships: 2



2022 Juvenile Delinquency - Formal Dispositions

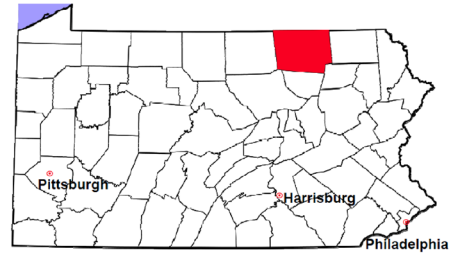
Begin Pending	31
Adjudicated Delinquent by a Judge	19
Adjudicated Delinquent by a Juvenile Court Hearing Officer	2
Warrant Returned	0
Other	0
Total Adjudicated Delinquent Cases	52
Warrant Issued	1
Court Supervision Terminated:	
Conditions Satisfied	7
Compelling Reasons	11
Reached Age 21	0
Transferred to Another Juvenile Court	0
Other	1
Total Adjudicated Delinquent Cases Terminated	19
End Pending	32

(R) - Revised

Data provided by CPCMS

Bradford County

2022 Population estimate: 59,866
 Class of County: 6th
 No. of Common Pleas Court Judgeships: 2

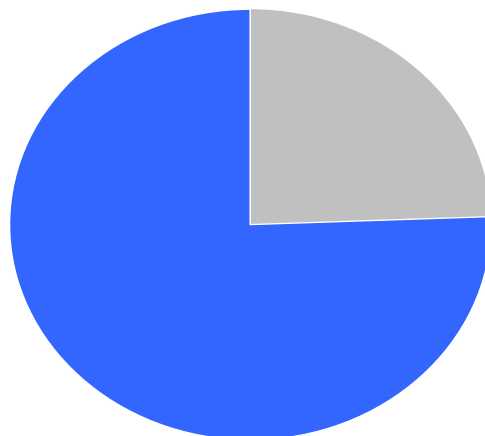


2022 Juvenile Delinquency - Informal Dispositions

Pending Consent Decrees	21
Pending Informal Adjustments	30
New Consent Decrees	45
New Informal Adjustments	20
Warrant Returned	0
Other	3
Cases Informally Disposed	119
Warrant Issued	0
Terminated by:	
Consent Decree Completed	33
Informal Adjustment Completed	22
Consent Decree Revoked	1
Informal Adjustment Program Revoked	0
Other	0
Total Informally Disposed Cases Terminated	56
End Pending	63

(R) - Revised
 Data provided by CPCMS

Informal Dispositions: **76%**



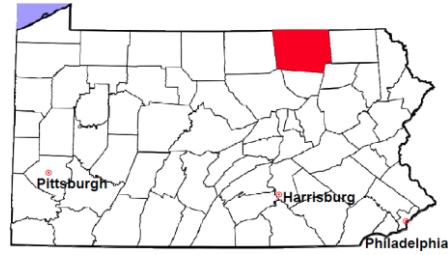
Delinquency Cases are disposed either formally, at a proceeding held before a judge or hearing officer, or informally without a proceeding. Informal dispositions include informal adjustments supervised by a juvenile probation officer; consent decrees agreed upon with the District Attorney after a petition is filed; or other pre-petition process by the juvenile probation department.

Bradford County

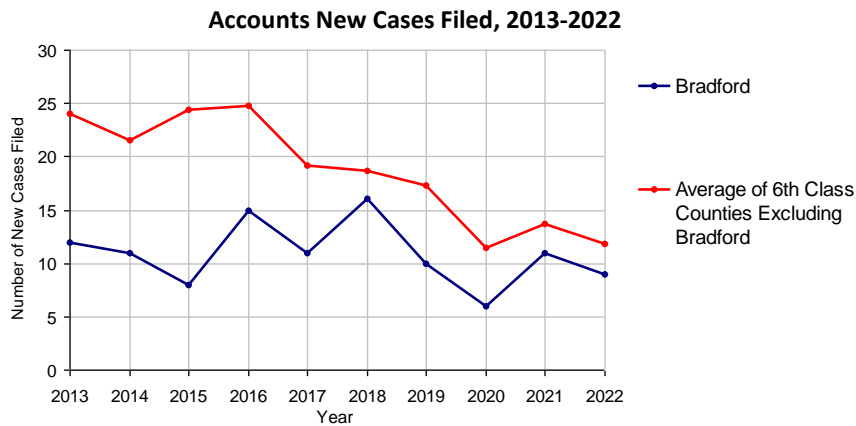
2022 Population estimate: 59,866

Class of County: 6th

No. of Common Pleas Court Judgeships: 2

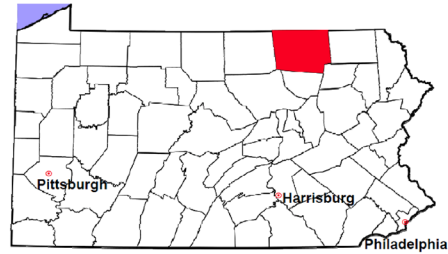


2022 Accounts	No. of Cases	
Cases Pending 1/1/2022	5	
New Cases Filed in 2022	9	
Cases Available for Processing	14	
Processed By:		
Contested before a Judge	0	
Contested before a Non-Judicial Officer	0	
Uncontested	12	100.0%
Other	0	
Cases Processed	12	100.0%
Cases Pending 12/31/2022	2	



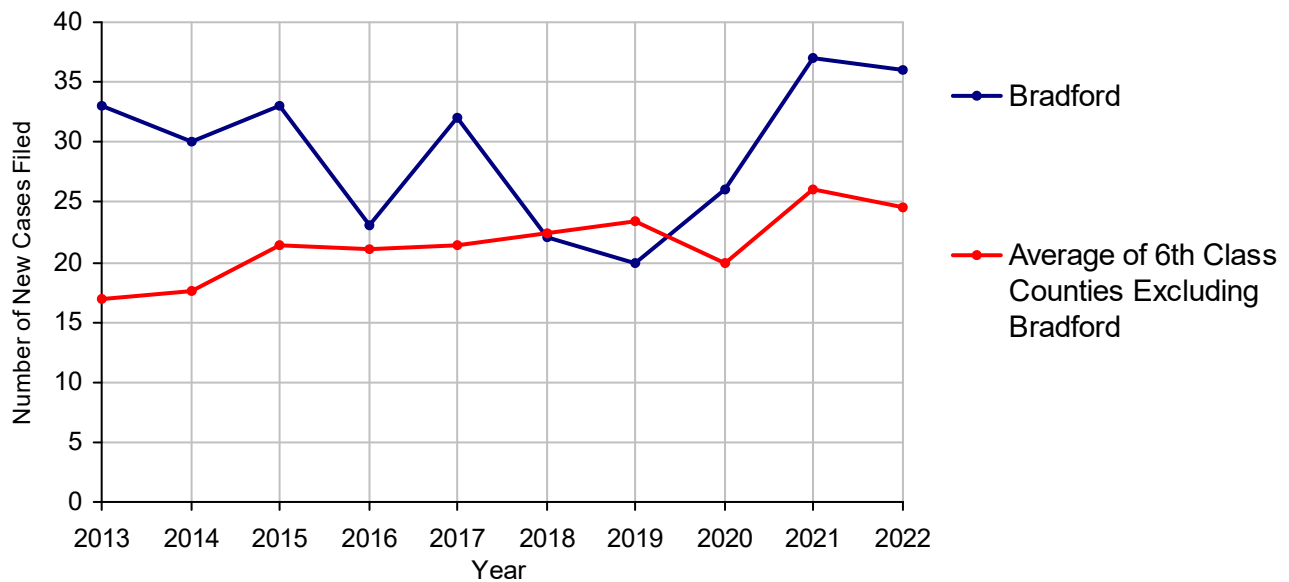
Bradford County

2022 Population estimate: 59,866
 Class of County: 6th
 No. of Common Pleas Court Judgeships: 2



2022 Adoptions		No. of Cases	
Cases Pending 1/1/2022		10	
New Cases Filed in 2022		36	
Cases Available for Processing		46	
Processed By:			
Contested before a Judge	Granted	0	
	Denied	0	
Uncontested	Granted	40	100.0%
	Denied	0	
Other		0	
Cases Processed		40	100.0%
Cases Pending 12/31/2022		6	

Adoptions New Cases Filed, 2013-2022

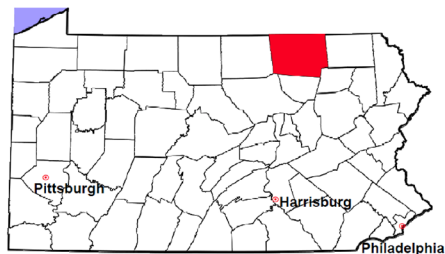


Bradford County

2022 Population estimate: 59,866

Class of County: 6th

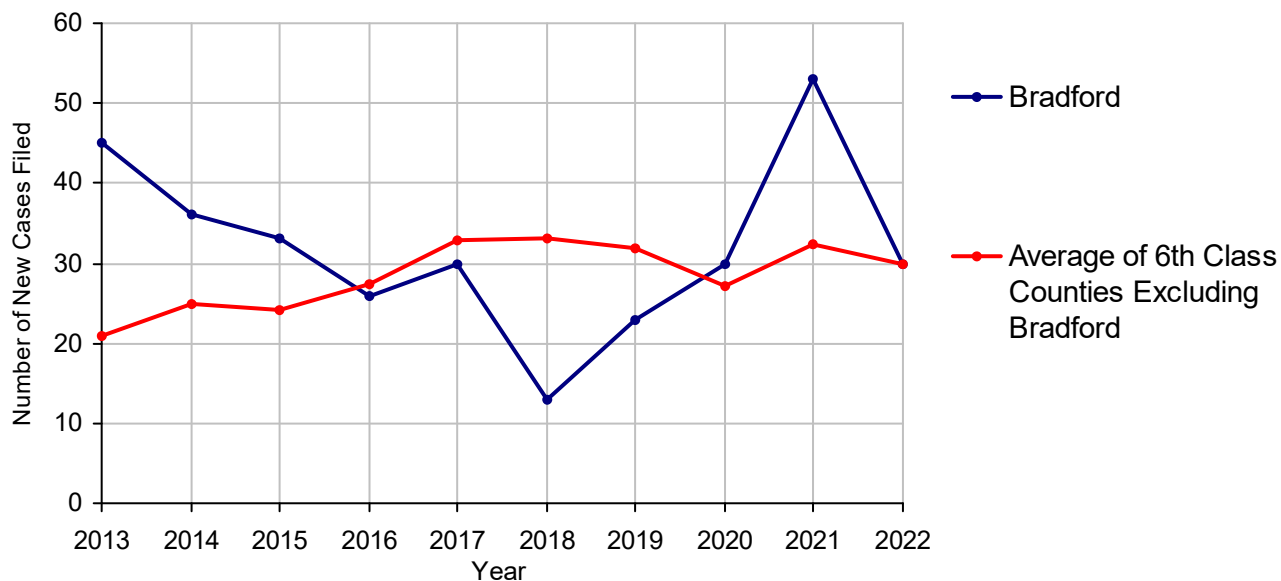
No. of Common Pleas Court Judgeships: 2



2022 Relinquishments/Terminations

	No. of Cases
Cases Pending 1/1/2022	8
New Cases Filed in 2022	30
Cases Available for Processing	38
Processed By:	
Contested before a Judge	9 30.0%
Uncontested	21 70.0%
Other	0
Cases Processed	30 100.0%
Cases Pending 12/31/2022	8

Relinquishments/Terminations New Cases Filed, 2013-2022

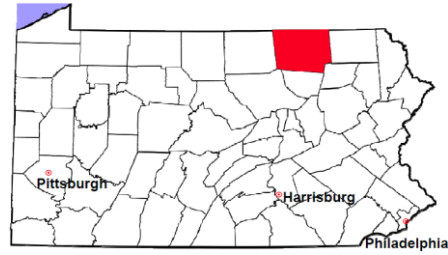


Bradford County

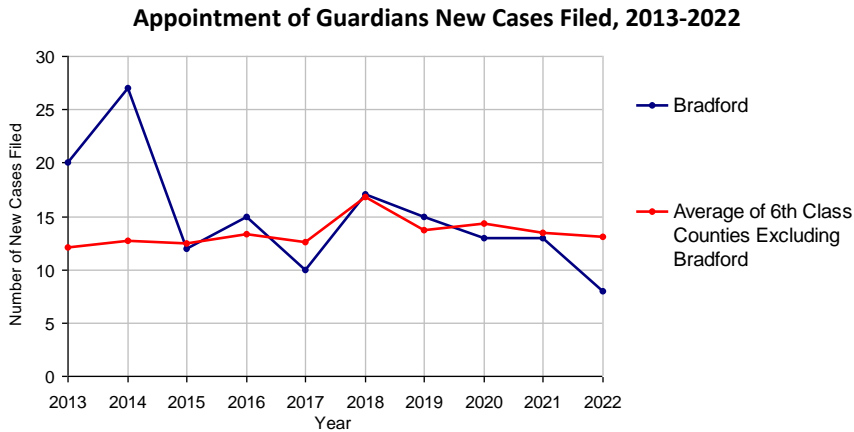
2022 Population estimate: 59,866

Class of County: 6th

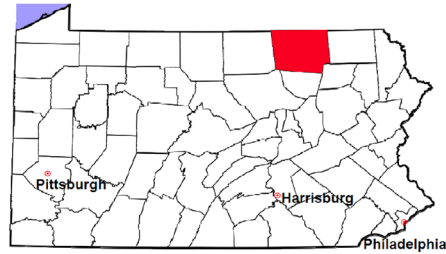
No. of Common Pleas Court Judgeships: 2



2022 Appointment of Guardians	No. of Cases	
Cases Pending 1/1/2022	3	
New Cases Filed in 2022	8	
Cases Available for Processing	11	
Processed By:		
Contested before a Judge	0	
Uncontested	5	71.4%
Other	2	28.6%
Cases Processed	7	100.0%
Cases Pending 12/31/2022	4	



Bradford County



2022 Population estimate: 59,866

Class of County: 6th

No. of Common Pleas Court Judgeships: 2

2022 Jury Yield and Utilization

Jury Yield

Qualification Questionnaires/Summonses Mailed:	2,400	A		
Returned Undeliverable:	269	B	11.2%	Of Qualification Questionnaires/ Summonses Mailed
Not Responded to:	84	C	3.5%	
the Number of Prospective Jurors:				
Disqualified:	496	D	20.7%	
Exempted:	23	E	1.0%	
Excused:	304	F	12.7%	
Deferred to New Term:	333	G	13.9%	
Deferred from Previous Term:	436	H	18.2%	
Total Number of Qualified Jurors Available for Service:	1,327	I	55.3%	

$I = A - B - C - D - E - F - G + H$

Jury Utilization

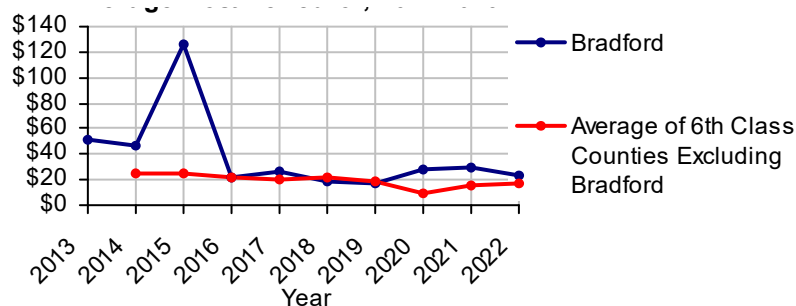
the Number of Jurors:			
Reporting for Service:	613	46.2%	Of Jurors Qualified and Available
Told Not to Report for Service:	300	22.6%	
Sent to Courtroom for Jury Selection (Voir Dire):	518	84.5%	Of Jurors Reporting for Service
Impaneled or Sworn (jurors/alternates):	153	25.0%	
Removed for Cause/Hardship:	80		
Removed by Peremptory Challenge:	170		
Number of Jury Trials Started:	8		
Pool Days:	9		
Zero Panel Days	2	22.2%	(Of Pool Days)

Jury Costs

Total Annual Budget for Juror Operations:	\$57,065.00	J
Average Cost Per Juror:	\$23.78	K

$K = J/A$

Average Cost Per Juror, 2013-2022



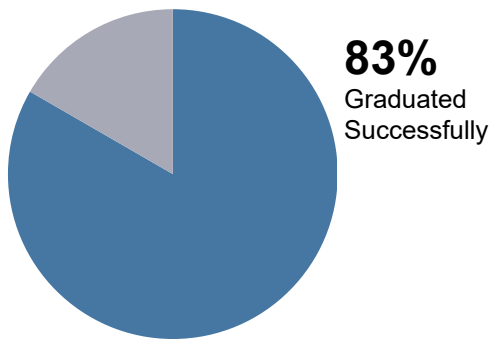
Bradford County

2022 Problem Solving Courts

12 Discharges

12 Admissions

Of All Court Participants Discharged:



Adult Drug Court

12

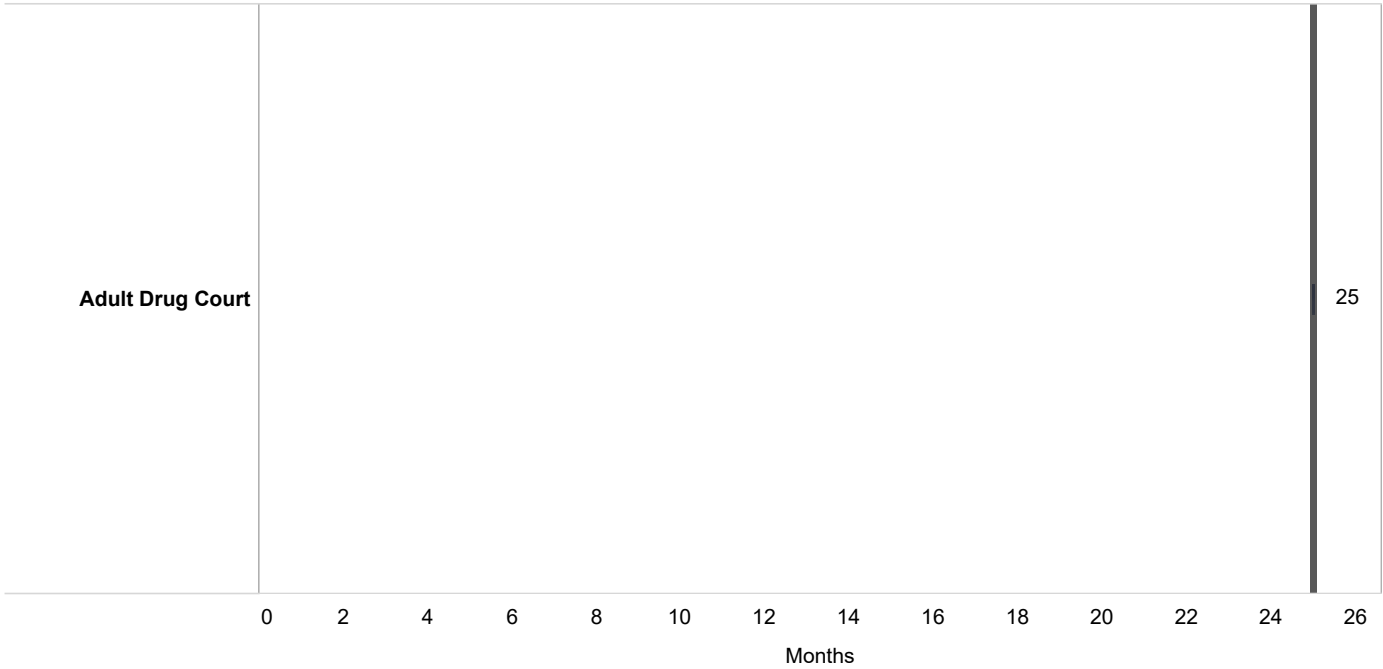
Discharge Reason

	Successfully Completed	Unsuccessful /Non-Compliant	Other	Total Discharges
Adult Drug Court	10 (83.3%)	1 (8.3%)	1 (8.3%)	12 (100.0%)

Bradford County

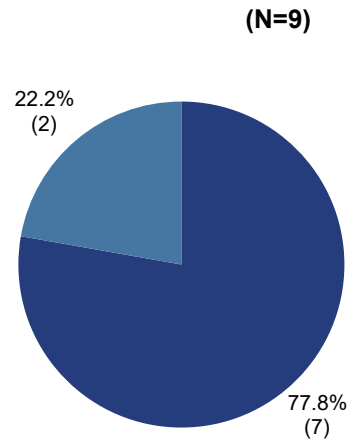
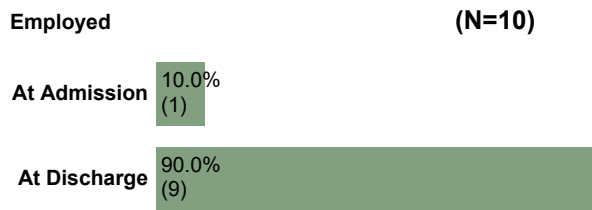
2022 Problem Solving Courts

Median Months from Admission to Discharge



Among successful graduates, there was a 800% increase in employment.

78% of the employed successful graduates were employed full time:



8% (1) of all participants have improved in **education level** at discharge.

■ Employed Full Time
■ Employed Part Time

DEPARTMENT OF RESEARCH & STATISTICS

KIM NIEVES, PH.D.

DIRECTOR

ANDREW GINDER, MPA

ASSISTANT DIRECTOR

YAN LIU, M.S.

SENIOR STATISTICAL ANALYST

SASANKA ADIKARI, PH.D

DATA SCIENTIST

AMANDA PEREIRA

RESEARCH ASSISTANT