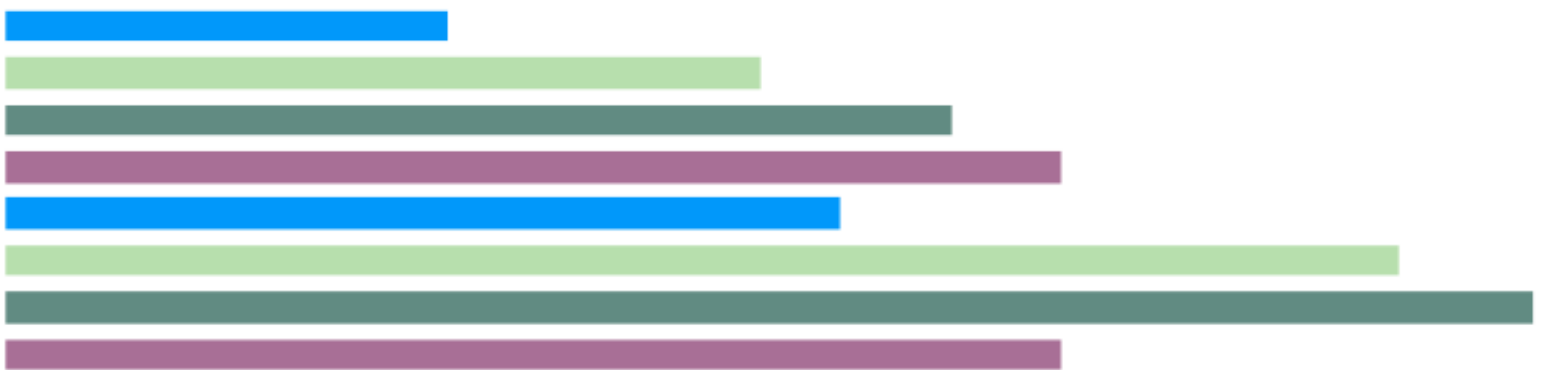
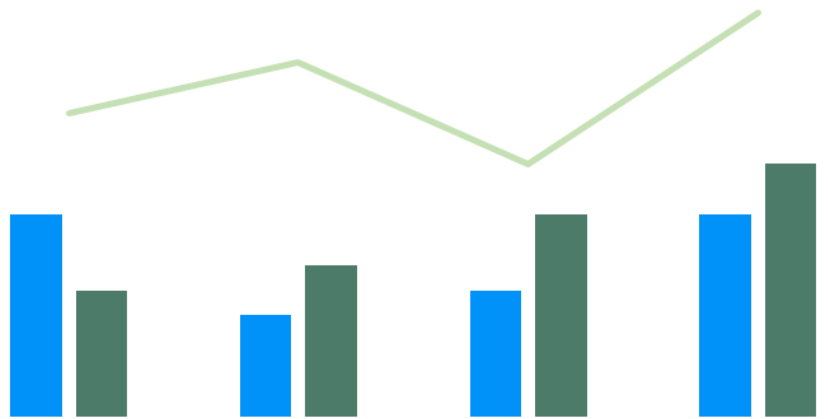


2022 Pennsylvania Caseload Statistics


Court of Common Pleas
Caseload Statistics for



We are pleased to provide you with a copy of the 2022 Statewide Caseload Display pages. They can also be viewed on the AOPC webpage at www.pacourts.us in the *News & Statistics* section under *Research & Statistics*.

Should you have any questions or comments, please do not hesitate to contact me at 717.231.3300 .

Sincerely,

A handwritten signature in black ink, appearing to read "Sasanka", is written over a horizontal line. The signature is fluid and cursive.

Sasanka Adikari, Ph.D.
Data Scientist
Department of Research and Statistics

Table of Contents

CPCMS Criminal	Page 1
CPCMS Criminal - New Cases by Case Type.....	Page 2
Civil.....	Page 3
Civil - Docketed Cases Listed by Case Type.....	Page 4
Protection From Abuse	Page 5
Spousal & Child Support and Paternity	Page 6
Custody/Partial Custody/Visitation.....	Page 7
Divorce	Page 8
Juvenile Dependency - Active Dependent Inventory	Page 9
Juvenile Dependency - Adjudicated Dependent Inventory	Page 10
Juvenile Delinquency - Cases Pending Disposition.....	Page 11
Juvenile Delinquency - New Cases by Case Type	Page 12
Juvenile Delinquency - Formal Dispositions	Page 13
Juvenile Delinquency - Informal Dispositions	Page 14
Accounts.....	Page 15
Adoptions.....	Page 16
Relinquishments/Terminations	Page 17
Appointment of Guardians	Page 18
Jury Yield and Utilization	Page 19
Problem Solving Courts.....	Pages 20-21

Pennsylvania Statewide Common Pleas Caseload Statistics

2022 Population estimate: 12,972,008

No. of Common Pleas Court Judgeships: 459

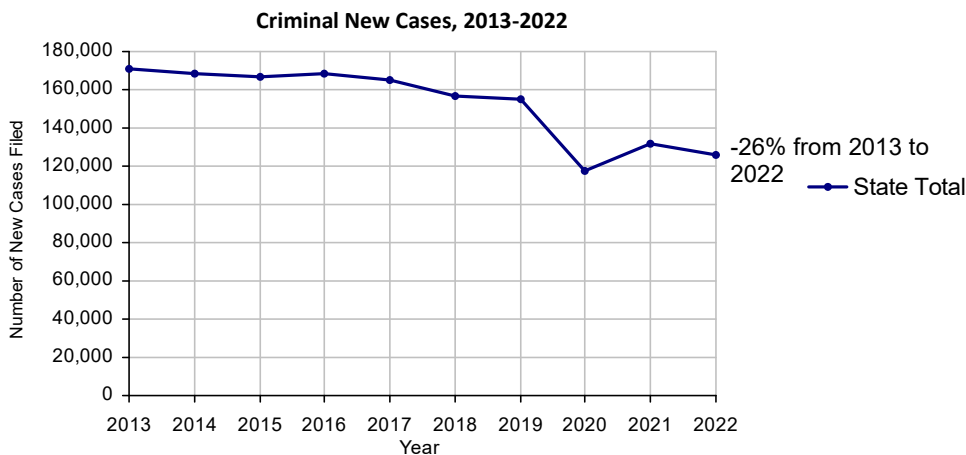
2022 Criminal	No. of Cases
Cases Pending 1/1/2022	91,029 ^(R)
New Cases Filed in 2022	126,230
Reopened Cases	12,576
Cases Available for Processing	229,835
Processed by:	
Withdrawn/Dismissed	11,869 8.0%
Diversionsary Disposition*	23,535 15.8%
Guilty Plea	96,674 64.8%
Non-Jury Trial	2,218 1.5%
Jury Trial	1,530 1.0%
Inactive	12,114 8.1%
Other	1,273 0.9%
Total Cases Processed	149,213 100.0%
Cases Pending 12/31/2022	80,622
Cases Awaiting Sentencing	12,608

Age of Pending Cases as of 12/31/2022		
0-60 Days	19,730	24.5%
61-120 Days	15,687	19.5%
121-180 Days	10,516	13.0%
181-240 Days	7,467	9.3%
241-300 Days	6,054	7.5%
301-360 Days	4,240	5.3%
Over 360 Days	16,928	21.0%
Total	80,622	100.0%

(R) - Revised

Data provided by CPCMS

* Includes other diversionary programs such as Veterans Court.



Pennsylvania Statewide Common Pleas Caseload Statistics

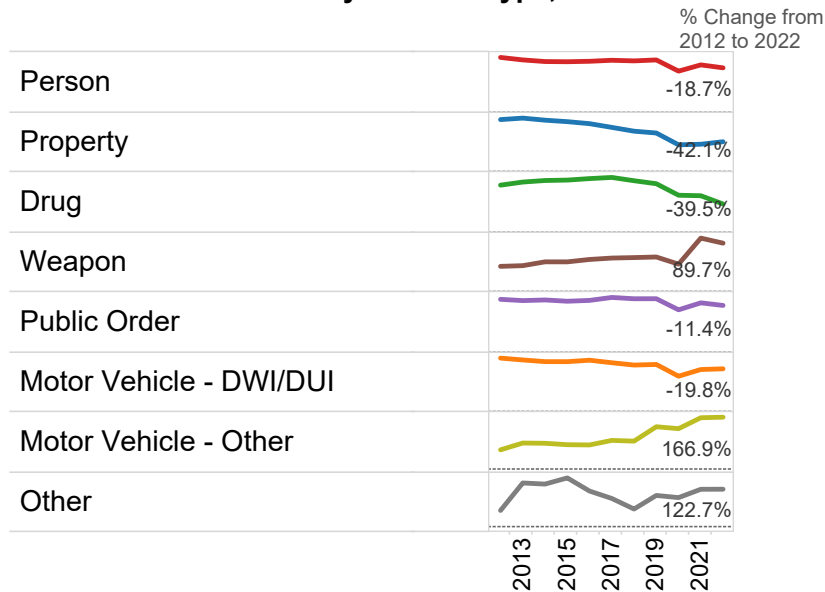
2022 Population Estimate: 12,972,008
 No. of Common Pleas Judgeships: 459

2022 Criminal - New Cases by Offense Type

Case Type	Felony	Misdemeanor	Summary	Total	
Person	12,386	9,756	23	22,165	17.6%
Property	15,786	11,185	88	27,059	21.4%
Drug	7,830	12,079	8	19,917	15.8%
Weapon	5,872	1,078	8	6,958	5.5%
Public Order	3,760	7,496	58	11,314	9.0%
Motor Vehicle - DWI/DUI	1,771	34,564	7	36,342	28.8%
Motor Vehicle - Other	177	1,633	77	1,887	1.5%
Other	568	13	7	588	0.5%
Total	48,150	77,804	276	126,230	100.0%
	38.1%	61.6%	0.2%	100.0%	

Data provided by CPCMS

Criminal New Cases by Offense Type, 2012-2022



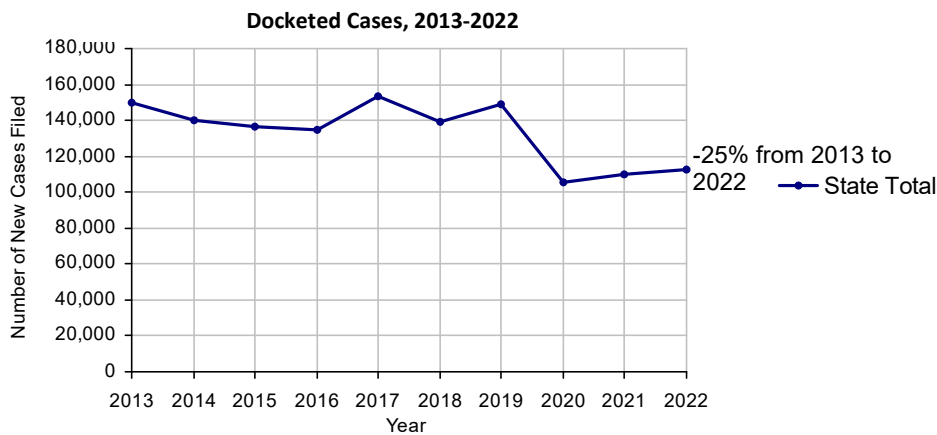
Pennsylvania Statewide Common Pleas Caseload Statistics

2022 Population estimate: 12,972,008

No. of Common Pleas Court Judgeships: 459

2022 Civil	Civil Action	Other	Total	
Cases Pending 1/1/2022	126,971 ^(R)	80,023 ^(R)	206,994 ^(R)	
Docketed Cases	73,305	39,035	112,340	
Arbitration Appeals	1,751	107	1,858	
Transferred In	514	155	669	
Returned to Active	4,689	2,669	7,358	
Cases Available for Processing	207,230	121,989	329,219	
Processed By:				Age of Pending Cases as of 12/31/2022 (Civil Action Only)
Default Judgments	15,056	7,322	22,378	0-6 months 34,191 30.7%
Cases Decided by Arbitration Board	6,767	596	7,363	7-12 months 18,275 16.4%
Dispositive Motions	3,018	3,391	6,409	13-18 months 13,931 12.5%
Settlements	29,616	7,695	37,311	19-24 months 10,922 9.8%
Moved to Inactive Status	851	377	1,228	25-30 months 8,483 7.6%
Transferred/Withdrawn	5,525	1,585	7,110	31-36 months 5,485 4.9%
Dismissed/Discontinued	20,187	6,509	26,696	37-42 months 4,519 4.1%
Administrative Purge	4,166	2,626	6,792	43-48 months 3,278 2.9%
Other	9,682	6,419	16,101	49-54 months 2,220 2.0%
Jury Trial	441	17	458	55-60 months 1,844 1.7%
Non-Jury Trial	651	601	1,252	61-66 months 1,566 1.4%
Total Cases Processed	95,960	37,138	133,098	67-72 months 1,237 1.1%
Cases Pending 12/31/2022	111,270	84,851	196,121	Over 72 months 5,319 4.8%
				Total 111,270 * 100.0%

(R) - Revised



Pennsylvania Statewide Common Pleas Caseload Statistics

2022 Population estimate: 12,972,008

No. of Common Pleas Court Judgeships: 459

2022 Civil - Docketed Cases Listed by Case Type

TORT	26,723	23.8%	REAL PROPERTY	25,216	22.4%
<i>(does not include mass tort)</i>			Ejectment*	2,485	
Intentional	669		Eminent Domain/Condemnation*	520	
Malicious Prosecution	81		Ground Rent	8	
Motor Vehicle	15,749		Landlord/Tenant Dispute	4,470	
Nuisance	70		Mortgage Foreclosure:		
Premise Liability	4,855		Residential*	13,344	
Product Liability	582		Commercial*	548	
Slander/Libel/Defamation	217		Partition of Real Property*	481	
Other	4,500		Quiet Title*	1,875	
MASS TORT	1,313	1.2%	Other*	1,485	
Asbestos	362		CIVIL APPEALS	8,816	7.8%
Tobacco	0		<i>- Administrative Agencies</i>		
Toxic Tort - DES	1		Board of Assessment*	2,377	
Toxic Tort - Implant	0		Board of Elections*	335	
Toxic Waste	2		Dept. of Transportation*	3,697	
Other	948		Zoning Board*	312	
PROFESSIONAL LIABILITY	1,840	1.6%	Statutory Appeal - Other*	339	
Dental	50		Other*	1,756	
Legal	120		MISCELLANEOUS	9,481	8.4%
Medical Malpractice	1,332		Common Law/		
Other	338		Statutory Arbitration*	195	
CONTRACT	38,951	34.7%	Declaratory Judgment*	598	
<i>(does not include judgments)</i>			Mandamus*	94	
Buyer Plaintiff	958		Non-Domestic Relations		
Debt Collection: Credit Card	16,593		Restraining Order*	435	
Debt Collection: Other	12,419		Quo Warranto*	8	
Employment Dispute: Discrimination	152		Replevin*	528	
Employment Dispute: Other	352		Other*	7,623	
Other	8,477		TOTAL DOCKETED CASES:	112,340	100.0%
Of the Docketed Cases:			Pro Se Filings:	9,676	8.6%
			Class Action Suits	181	0.2%
			MDJ Appeals:	7,737	6.9%

*Civil Other

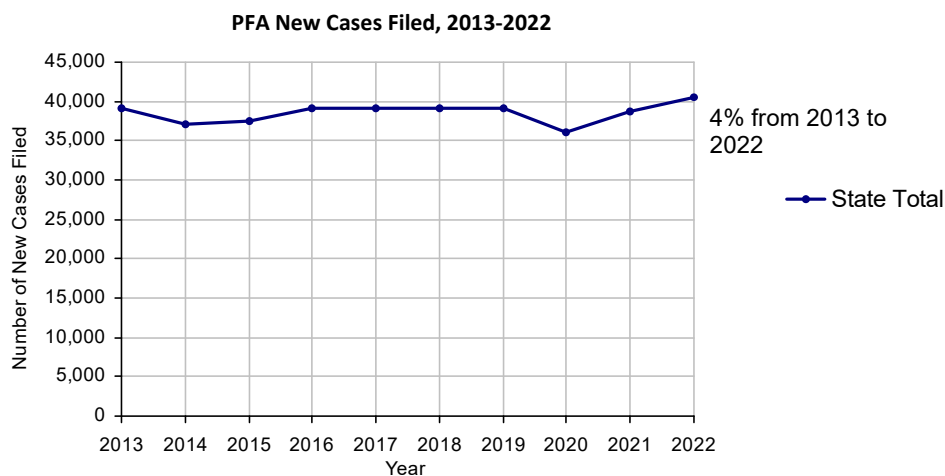
Pennsylvania Statewide Common Pleas Caseload Statistics

2022 Population estimate: 12,972,008

No. of Common Pleas Court Judgeships: 459

2022 Protection From Abuse	No. of Petitions	
Cases Pending 1/1/2022	11,834 (R)	
New Cases Filed in 2022	40,623	
<i>Of these, Petitions Requesting Temporary Orders: 40,377 (99.4%)</i>		
<i>Temporary Orders DENIED: 4,701 (11.6%), Temporary Orders GRANTED: 35,676 (88.4%)</i>		
Cases Available for Processing	52,457	
Processed By:		
Temporary Order DENIED After Ex Parte Hearing and No Evidentiary Hearing Scheduled	2,402	5.9%
Temporary Order DISMISSED After Evidentiary Hearing and No Final Order Entered	2,800	6.9%
Final Order DENIED After Evidentiary Hearing Before a Judge or a Judicial Officer	1,864	4.6%
Final Order GRANTED After Evidentiary Hearing Before a Judge or a Judicial Officer	7,355	18.1%
Plaintiff Did Not Appear For Evidentiary Hearing	10,626	26.2%
Final Order by STIPULATION OR AGREEMENT Between the Parties	6,855	16.9%
Petition WITHDRAWN by Plaintiff	8,494	20.9%
TRANSFERRED to Another Jurisdiction	12	<0.1%
Other	207	0.5%
Cases Processed	40,615	100.0%
Cases Pending 12/31/2022	11,842	

(R) - Revised



Pennsylvania Statewide Common Pleas Caseload Statistics

2022 Population estimate: 12,972,008

No. of Common Pleas Court Judgeships: 459

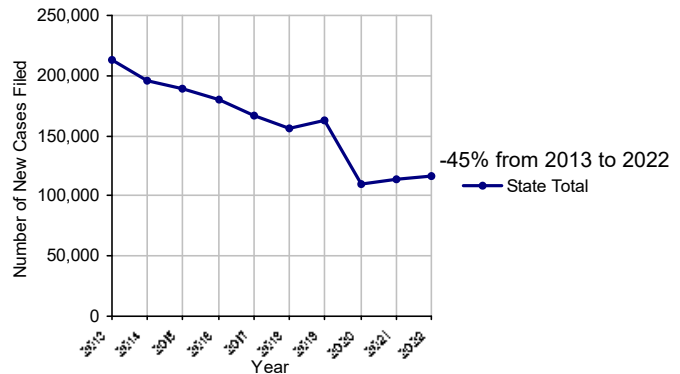
2022 Spousal & Child Support	No. of Petitions
Cases Pending 1/1/2022	46,067
New Cases Filed in 2022	116,716
Dockets Transferred In (+)	2,096
Dockets Transferred Out (-)	1,833
Cases Available for Processing	163,046
Processed By:	
Judge	3,986 3.4%
Intake Officer	99,514 86.1%
Hearing Officer	12,000 10.4%
Other	75 0.1%
Cases Processed	115,575 100.0%
Cases Pending 12/31/2022	47,471

Data provided by PACSES

2022 Paternity	No. of Cases
Acknowledgements Filed:	
Non-Domestic Relations Section	14,839 83.8%
During Conference	1,829 10.3%
Non-Stipulated (post genetic test)	161 0.9%
Pre-Trial Conference	882 5.0%
Total	17,711 100.0%
Established:	
Stipulated by Genetic Tests	1,704 26.3%
Default - Father Failed to Appear	1,236 19.1%
Adjudication by Court Proceeding	90 1.4%
Out of State	3,437 53.1%
Total	6,467 100.0%
Cases Pending 12/31/2022	11,019

Data provided by PACSES

Spousal & Child Support New Cases Filed, 2013-2022



DEFINITIONS:

ACKNOWLEDGEMENTS FILED:

NON-DOMESTIC RELATIONS SECTION: The voluntary Acknowledgement of Paternity by the alleged father.
DURING CONFERENCE: The alleged father signed the Acknowledgement of Paternity-Waiver of Trial (PE-010) at the initial child support conference.
NON-STIPULATED (POST GENETIC TEST): The alleged father signed the Acknowledgement of Paternity-Waiver of Trial after genetic tests were conducted and resulted in the alleged father being determined to be the biological father.
PRE-TRIAL CONFERENCE: The alleged father signed the Acknowledgement of Paternity-Waiver of Trial at the pre-trial conference.

ESTABLISHED:

STIPULATED BY GENETIC TESTS: The alleged father requested genetic tests and signed a stipulation that if the test results had a 99% or higher probability of paternity then the alleged father would be stipulated as the biological father of the child.
DEFAULT - FATHER FAILED TO APPEAR: The alleged father failed to appear after being served for either a support conference, hearing, or genetic test and a default paternity order was entered by the court.
ADJUDICATION BY COURT PROCEEDING: The alleged father was determined to be the biological father of the child through a court proceeding.
OUT OF STATE: Paternity was established in another state, "Out of state only".

Pennsylvania Statewide Common Pleas Caseload Statistics

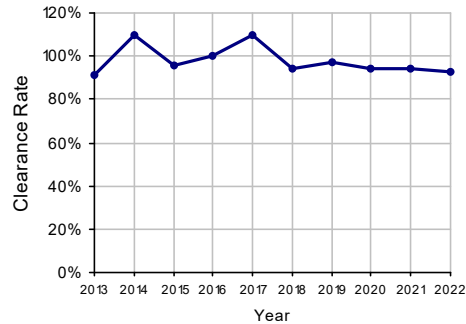
2022 Population Estimate: 12,972,008

No. of Common Pleas Court Judgeships: 459

2022 Custody/Partial Custody/Visitation	No. of Petitions	
Cases Pending 1/1/2022	42,543 (R)	
New Cases Filed in 2022	41,380	
Cases Available for Processing	83,923	
Processed By:		
Judge	14,198	36.9%
Non-Judicial Officer	17,909	46.5%
Administrative Review/Purge	513	1.3%
Other	5,865	15.2%
Cases Processed	38,485	100.0%
Cases Pending 12/31/2022	45,438	

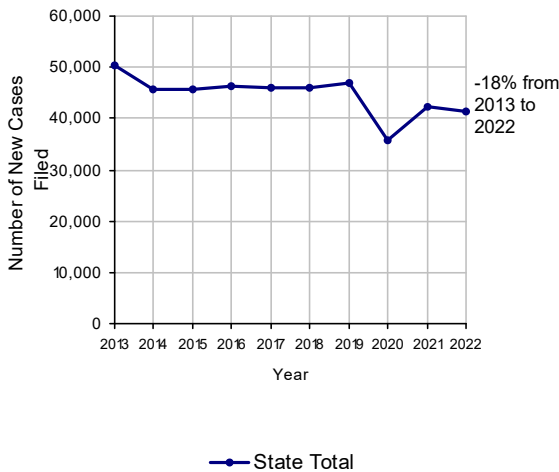
(R) - Revised

Clearance Rate, 2013-2022

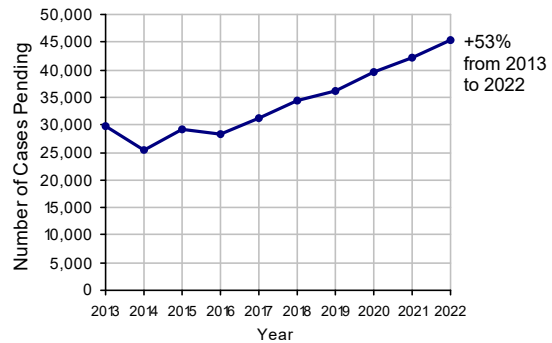


Note: Clearance Rate = Cases Processed / New Cases Filed

Custody/Partial Custody/Visitation New Cases Filed, 2013-2022



Cases Pending at the End of Year, 2013-2022



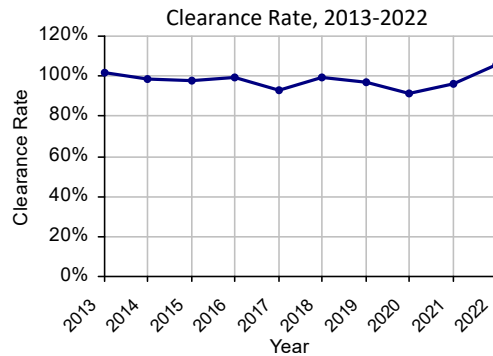
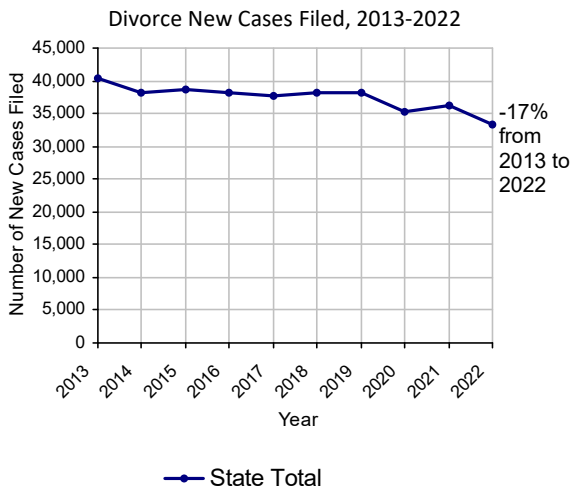
Pennsylvania Statewide Common Pleas Caseload Statistics

2022 Population estimate: 12,972,008

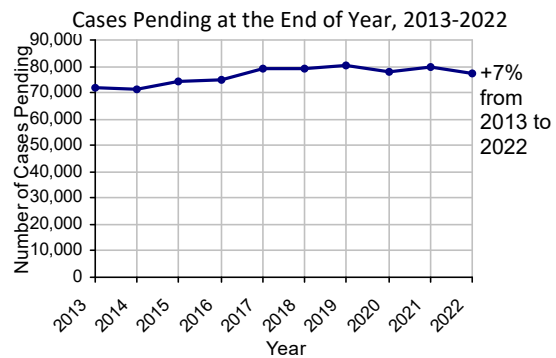
No. of Common Pleas Court Judgeships: 459

2022 Divorce	No. of Petitions	
Cases Pending 1/1/2022	79,307 ^(R)	
New Cases Filed in 2022	33,396	
Cases Available for Processing	112,703	
Processed By:		
Contested Before a Judge	2,493	7.0%
Contested Before a Non-Judicial Officer	1,036	2.9%
Uncontested	27,883	78.8%
Administrative Review/Purge	3,252	9.2%
Other	719	2.0%
Cases Processed	35,383	100.0%
Cases Pending 12/31/2022	77,320	

(R) - Revised



Note: Clearance Rate = Cases Processed / New Cases Filed



Pennsylvania Statewide Common Pleas Caseload Statistics

2022 Population estimate: 12,972,008

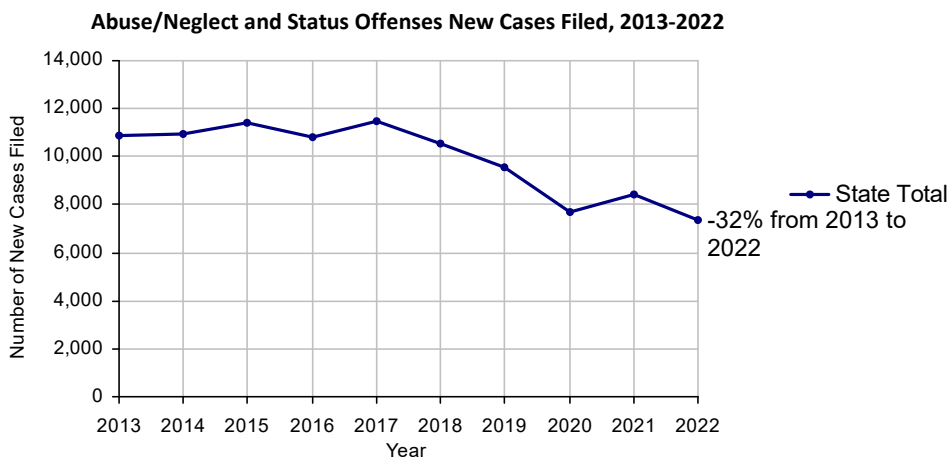
No. of Common Pleas Court Judgeships: 459

2022 Juvenile Dependency - Petitions Pending Adjudication

	Abuse/ Neglect	Status Offenses	Total
Cases Pending 1/1/2022	1,335	112	1,447 ^(R)
New Petitions Filed in 2022	6,995	398	7,393
Other	1,475	72	1,547
Total Petitions Available for Processing	9,805	582	10,387
Processed by:			
Adjudicated Dependent			
Judge	4,596	213	4,809
Juvenile Court Hearing Officer	1,998	116	2,114
Adjudicated NOT Dependent			
Judge	390	24	414
Juvenile Court Hearing Officer	84	11	95
Withdrawn/Dismissed/Inactive	1,025	99	1,124
Other	410	24	434
Total Petitions Processed	8,503	487	8,990
Cases Pending 12/31/2022	1,302	95	1,397

(R) - Revised

Data provided by CPCMS



Pennsylvania Statewide Common Pleas Caseload Statistics

2022 Population estimate: 12,972,008

No. of Common Pleas Court Judgeships: 459

2022 Juvenile Dependency - Adjudicated Dependent Inventory

	Abuse/ Neglect	Status Offenses	Total
Cases Pending 1/1/2022	16,364	393	16,757 ^(R)
New Adjudicated Dependent Cases	6,594	329	6,923
Other	135	9	144
Total Adjudicated Dependent Cases	23,093	731	23,824

Court Supervision Terminated:

Family Reunification	2,459	29.1%	78	25.1%	2,537	29.0%
Adoption	2,203	26.1%	12	3.9%	2,215	25.3%
Placement with a Relative/Guardian	2,523	29.9%	142	45.7%	2,665	30.5%
Aged Out	846	10.0%	58	18.6%	904	10.3%
Other Permanency Outcomes*	139	1.6%	2	0.6%	141	1.6%
Other**	270	3.2%	19	6.1%	289	3.3%
Total Adjudicated Dependent Cases Terminated	8,440	100.0%	311	100.0%	8,751	100.0%
Cases Pending 12/31/2022	14,653		420		15,073	

(R) - Revised

Data provided by CPCMS

* Other Permanency Outcomes include: adjudicated delinquent, death due to natural causes, emancipation, permanent living arrangement, and parent has come forward.

** Other includes cases where court supervision is terminated due to transfer out of jurisdiction, withdrawal and administrative closure.

Pennsylvania Statewide Common Pleas Caseload Statistics

2022 Population estimate: 12,972,008

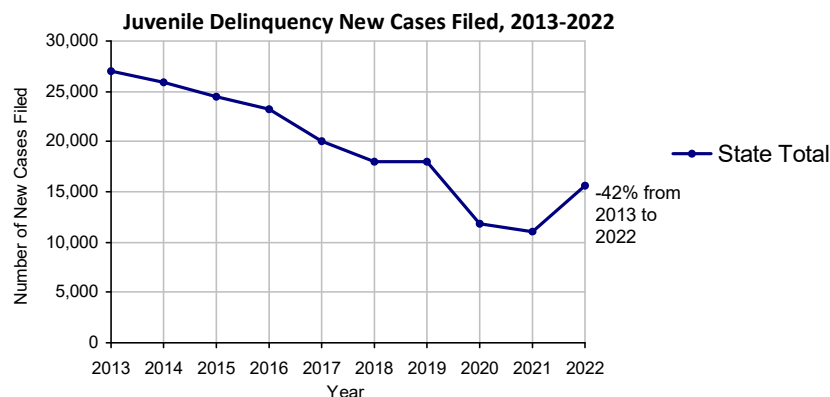
No. of Common Pleas Court Judgeships: 459

2022 Juvenile Delinquency - Cases Pending Disposition

Begin Pending	5,686^(R)
New Cases	15,596
Consent Decree Revoked	281
Informal Adjustment Program Revoked	83
Alternative Program Revoked	0
Warrant Returned	678
Other	1,549
Total Cases Available for Disposition	23,873
Warrant Issued	803
Disposed by:	
Adjudicated Delinquent by a Judge	4,438
Adjudicated Delinquent by a Juvenile Court Hearing Officer	582
Consent Decree Entered	3,452
Informal Adjustment Program Entered*	2,697
Warned and Counseled (Pre-Petition)	572
Dismissed/Withdrawn/Transferred	3,411
Transferred to Criminal Court	39
Other	816
Total Cases Disposed*	16,007
End Pending	7,063

Data provided by CPCMS (R) - Revised

*Includes cases disposed pre-petition due to juveniles' participation in Alternative Programs, including Youth Aid Panels.



Pennsylvania Statewide Common Pleas Caseload Statistics

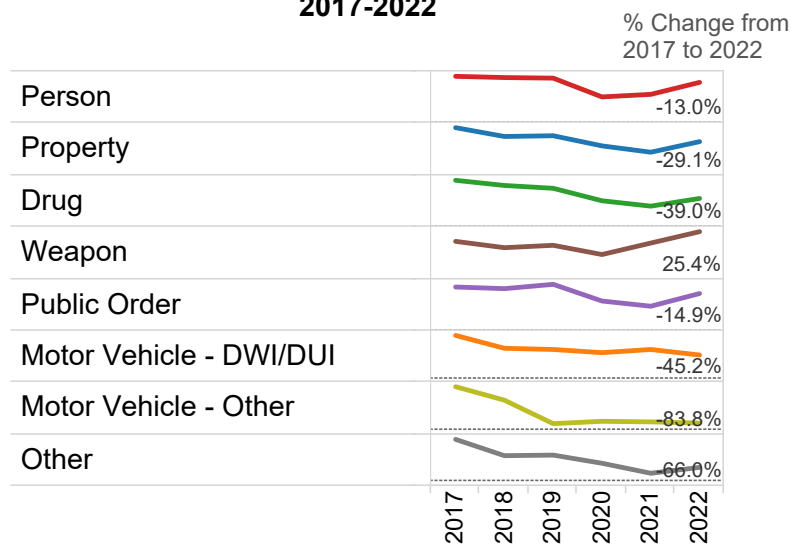
2022 Population: 12,972,008
 No. of Common Pleas Judgeships: 459

2022 Delinquency - New Cases by Offense Type

Case Type	Felony	Misdemeanor	Summary	Total	
Person	2,250	3,901	3	6,154	39.5%
Property	2,280	1,789	3	4,072	26.1%
Drug	229	1,957	2	2,188	14.0%
Weapon	471	640	0	1,111	7.1%
Public Order	299	1,297	161	1,757	11.3%
Motor Vehicle - DWI/DUI	0	201	0	201	1.3%
Motor Vehicle - Other	3	9	0	12	0.1%
Other	85	16	0	101	0.6%
Total	5,617	9,810	169	15,596	100.0%
	36.0%	62.9%	1.1%	100.0%	

Data provided by CPCMS

Delinquency New Cases by Offense Type, 2017-2022



Pennsylvania Statewide Common Pleas Caseload Statistics

2022 Population estimate: 12,972,008

No. of Common Pleas Court Judgeships: 459

2022 Juvenile Delinquency - Formal Dispositions

Begin Pending	8,598 ^(R)
Adjudicated Delinquent by a Judge	4,438
Adjudicated Delinquent by a Juvenile Court Hearing Officer	582
Warrant Returned	920
Other	230
Total Adjudicated Delinquent Cases	14,768
Warrant Issued	948
Court Supervision Terminated:	
Conditions Satisfied	3,383
Compelling Reasons	792
Reached Age 21	487
Transferred to Another Juvenile Court	21
Other	346
Total Adjudicated Delinquent Cases Terminated	5,029
End Pending	8,791

(R) - Revised

Data provided by CPCMS

Pennsylvania Statewide Common Pleas Caseload Statistics

2022 Population estimate: 12,972,008

No. of Common Pleas Court Judgeships: 459

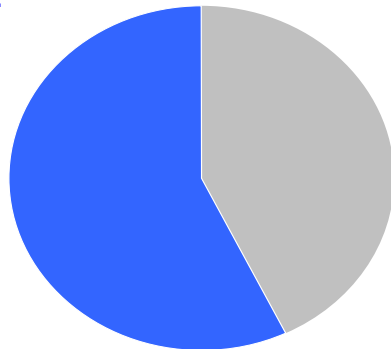
2022 Juvenile Delinquency - Informal Dispositions

Pending Consent Decrees	1,797 ^(R)
Pending Informal Adjustments	1,085 ^(R)
New Consent Decrees	3,452
New Informal Adjustments	2,350
Warrant Returned	25
Other	253
Cases Informally Disposed	8,962
Warrant Issued	83
Terminated by:	
Consent Decree Completed	2,256
Informal Adjustment Completed	1,698
Consent Decree Revoked	281
Informal Adjustment Program Revoked	83
Other	574
Total Informally Disposed Cases Terminated	4,892
End Pending	3,987

(R) - Revised

Data provided by CPCMS

Informal Dispositions: **57%**



Delinquency Cases are disposed either formally, at a proceeding held before a judge or hearing officer, or informally without a proceeding. Informal dispositions include informal adjustments supervised by a juvenile probation officer; consent decrees agreed upon with the District Attorney after a petition is filed; or other pre-petition process by the juvenile probation department.

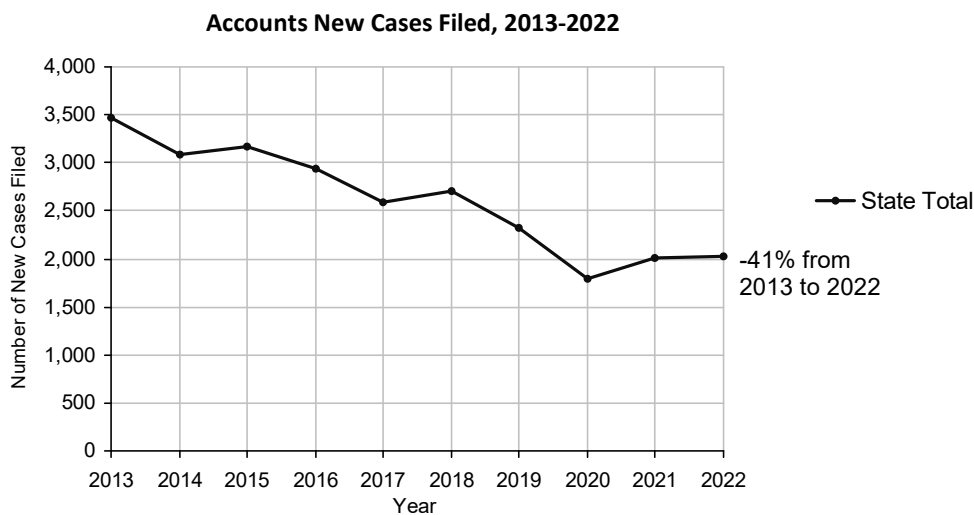
Pennsylvania Statewide Common Pleas Caseload Statistics

2022 Population estimate: 12,972,008

No. of Common Pleas Court Judgeships: 459

2022 Accounts	No. of Cases	
Cases Pending 1/1/2022	1,206 ^(R)	
New Cases Filed in 2022	2,032	
Cases Available for Processing	3,238	
Processed By:		
Contested before a Judge	191	9.3%
Contested before a Non-Judicial Officer	8	0.4%
Uncontested	1,765	86.3%
Other	81	4.0%
Cases Processed	2,045	100.0%
Cases Pending 12/31/2022	1,193	

(R) - Revised



Pennsylvania Statewide Common Pleas Caseload Statistics

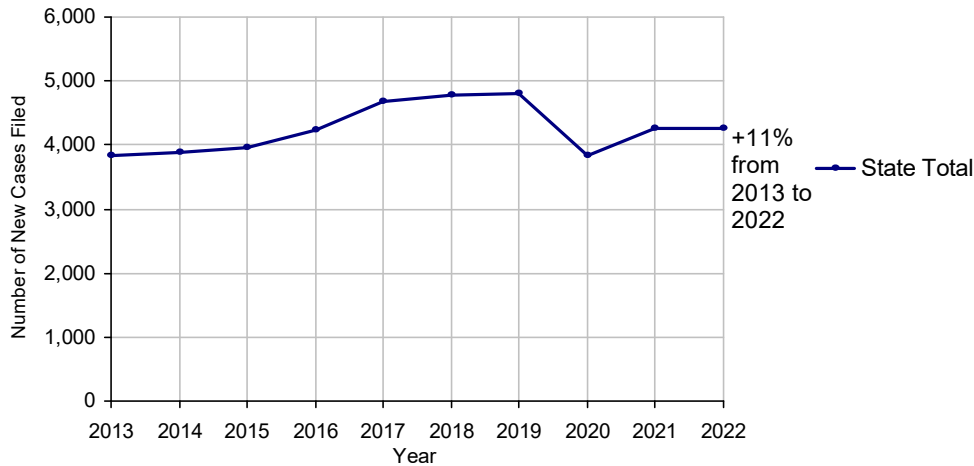
2022 Population estimate: 12,972,008

No. of Common Pleas Court Judgeships: 459

2022 Adoptions		No. of Cases	
Cases Pending 1/1/2022		1,311 (R)	
New Cases Filed in 2022		4,267	
Cases Available for Processing		5,578	
Processed By:			
Contested before a Judge	Granted	77	1.8%
	Denied	3	0.1%
Uncontested	Granted	4,095	94.9%
	Denied	7	0.2%
Other		133	3.1%
Cases Processed		4,315	100.0%
Cases Pending 12/31/2022		1,263	

(R) - Revised

Adoptions New Cases Filed, 2013-2022



Pennsylvania Statewide Common Pleas Caseload Statistics

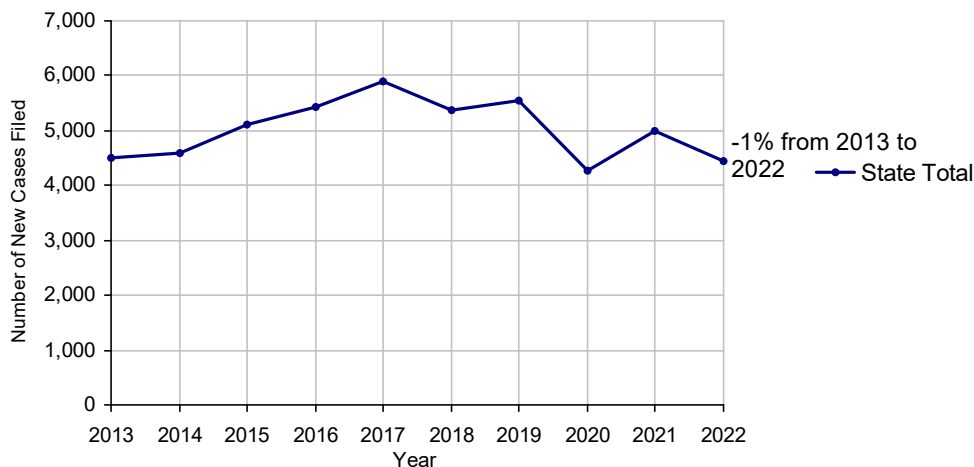
2022 Population estimate: 12,972,008

No. of Common Pleas Court Judgeships: 459

2022 Relinquishments/Terminations	No. of Cases	
Cases Pending 1/1/2022	3,651 ^(R)	
New Cases Filed in 2022	4,442	
Cases Available for Processing	8,093	
Processed By:		
Contested before a Judge	1,333	29.0%
Uncontested	2,869	62.5%
Other	389	8.5%
Cases Processed	4,591	100.0%
Cases Pending 12/31/2022	3,502	

(R) - Revised

Relinquishments/Terminations New Cases Filed, 2013-2022



Pennsylvania Statewide Common Pleas Caseload Statistics

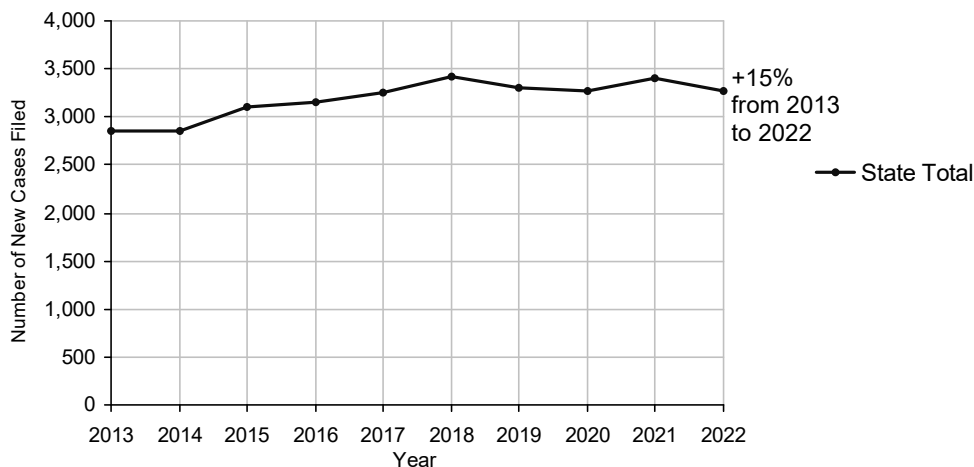
2022 Population estimate: 12,972,008

No. of Common Pleas Court Judgeships: 459

2022 Appointment of Guardians	No. of Cases	
Cases Pending 1/1/2022	1,385 (R)	
New Cases Filed in 2022	3,273	
Cases Available for Processing	4,658	
Processed By:		
Contested before a Judge	667	19.9%
Uncontested	2,224	66.4%
Other	459	13.7%
Cases Processed	3,350	100.0%
Cases Pending 12/31/2022	1,308	

(R) - Revised

Appointment of Guardians New Cases Filed, 2013-2022



Pennsylvania Statewide Common Pleas Caseload Statistics

2022 Population estimate: 12,972,008

No. of Common Pleas Court Judgeships: 459

2022 Jury Yield and Utilization

Jury Yield

Qualification Questionnaires/Summonses Mailed:	1,440,623	A		
Returned Undeliverable:	85,886	B	6.0%	Of Qualification Questionnaires/ Summonses Mailed
Not Responded to:	399,937	C	27.8%	
the Number of Prospective Jurors:				
Disqualified:	158,123	D	11.0%	
Exempted:	82,033	E	5.7%	
Excused:	119,668	F	8.3%	
Deferred to New Term:	137,559	G	9.5%	
Deferred from Previous Term:	103,741	H	7.2%	
Total Number of Qualified Jurors Available for Service:	561,158	I	39.0%	

$I=A-B-C-D-E-F-G+H$

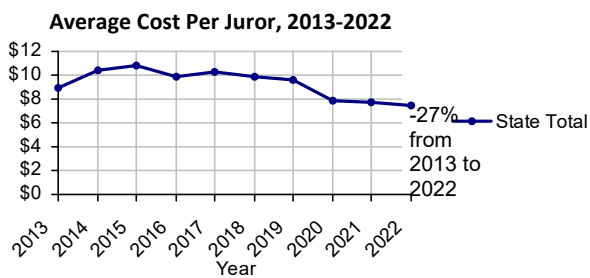
Jury Utilization

the Number of Jurors:				
Reporting for Service:	208,893		37.2%	Of Jurors Qualified and Available
Told Not to Report for Service:	421,989		75.2%	
Sent to Courtroom for Jury Selection (Voir Dire):	148,446		71.1%	Of Jurors Reporting for Service
Impaneled or Sworn (jurors/alternates):	34,846		16.7%	
Removed for Cause/Hardship:	28,741			
Removed by Peremptory Challenge:	27,518			
Number of Jury Trials Started:	2,550			
Pool Days:	1,941			
Zero Panel Days	331		17.1%	(Of Pool Days)

Jury Costs


Total Annual Budget for Juror Operations:	\$10,823,625.00	J
Average Cost Per Juror:	\$7.51	K

$K=J/A$



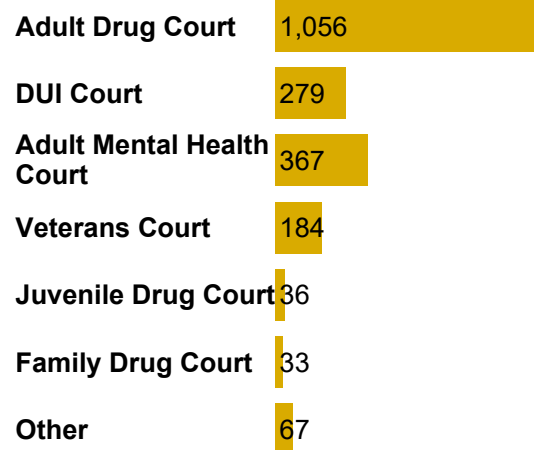
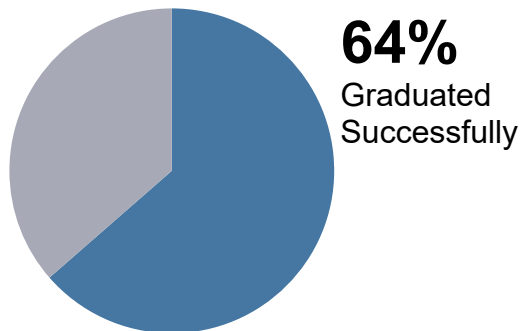
Pennsylvania Statewide Common Pleas Caseload Statistics

2022 Problem Solving Courts

1,807 Discharges 

 2,022 Admissions

Of All Court Participants Discharged:



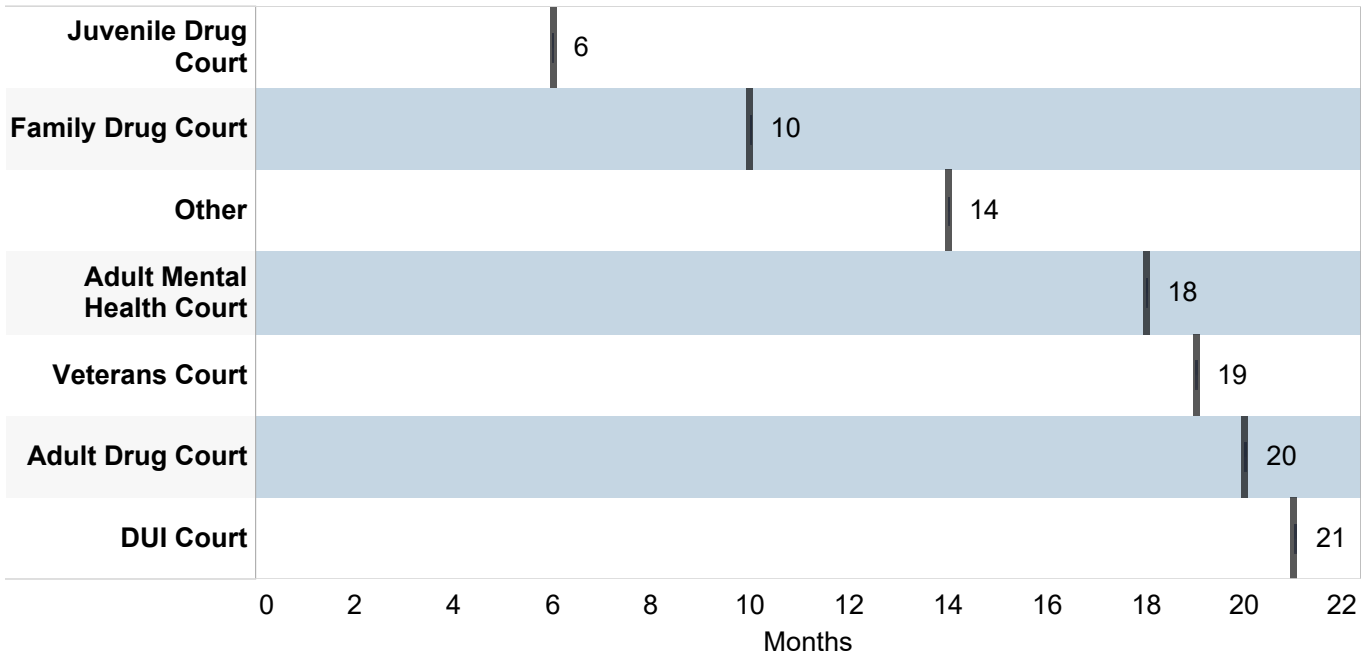
Discharge Reason

	Successfully Completed	Unsuccessful /New Offense	Unsuccessful /Non-Compliant	Voluntarily Withdrew	Unsuccessful /Absconded	Other	Total Discharges
Adult Drug Court	542 (56.9%)	45 (4.7%)	181 (19.0%)	53 (5.6%)	62 (6.5%)	70 (7.3%)	953 (100.0%)
DUI Court	204 (77.3%)	2 (0.8%)	36 (13.6%)	1 (0.4%)	5 (1.9%)	16 (6.1%)	264 (100.0%)
Adult Mental Health Court	187 (63.8%)	7 (2.4%)	53 (18.1%)	10 (3.4%)	11 (3.8%)	25 (8.5%)	293 (100.0%)
Veterans Court	167 (81.5%)		19 (9.3%)	9 (4.4%)	2 (1.0%)	8 (3.9%)	205 (100.0%)
Juvenile Drug Court	18 (60.0%)		6 (20.0%)		2 (6.7%)	4 (13.3%)	30 (100.0%)
Family Drug Court	14 (56.0%)		3 (12.0%)	4 (16.0%)		4 (16.0%)	25 (100.0%)
Other	17 (45.9%)	4 (10.8%)	5 (13.5%)	1 (2.7%)	5 (13.5%)	5 (13.5%)	37 (100.0%)

Pennsylvania Statewide Common Pleas Caseload Statistics

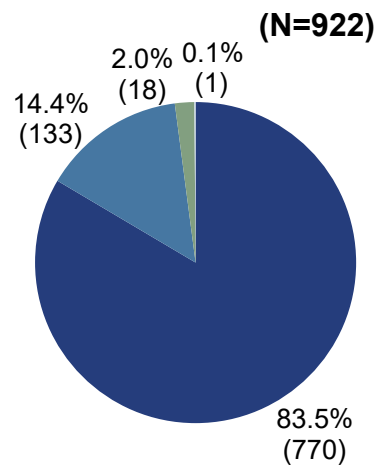
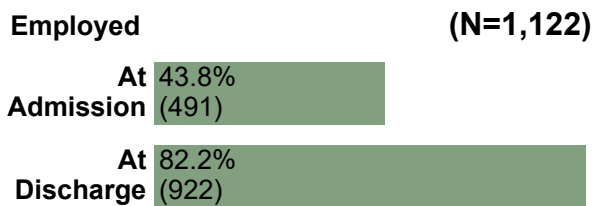
2022 Problem Solving Courts

Median Months from Admission to Discharge



Among successful graduates, there was a 88% increase in employment.

84% of the employed successful graduates were employed full time:



11% (195) of all participants have improved in **education level** at discharge.

■ Employed Full Time ■ Student Full Time
■ Employed Part Time ■ Volunteer

DEPARTMENT OF RESEARCH & STATISTICS

KIM NIEVES, PH.D.

DIRECTOR

ANDREW GINDER, MPA

ASSISTANT DIRECTOR

YAN LIU, M.S.

SENIOR STATISTICAL ANALYST

SASANKA ADIKARI, PH.D

DATA SCIENTIST

AMANDA PEREIRA

RESEARCH ASSISTANT