

2015 Annual Report of Statistics
Superior Court of Pennsylvania
April 15, 2016





Superior Court of Pennsylvania 2015



Judges of the Superior Court

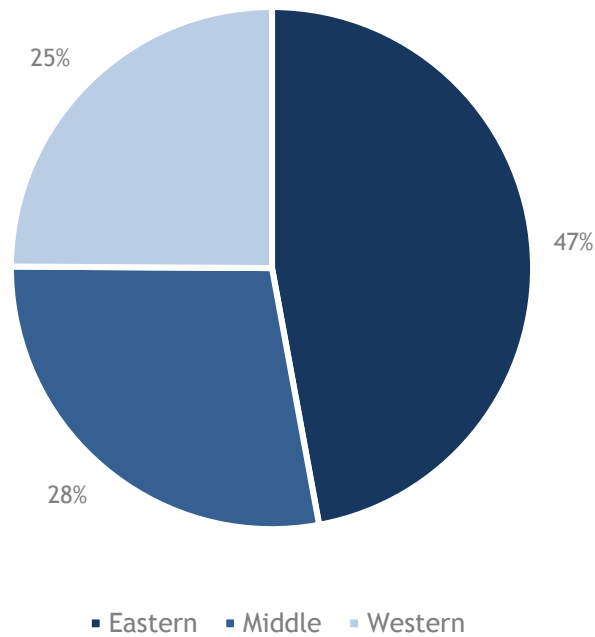
President Judge Susan Peikes Gantman
President Judge Emeritus Kate Ford Elliott
President Judge Emeritus John T. Bender
Judge Mary Jane Bowes
Judge Jack A. Panella
Judge Christine L. Donohue
Judge Jacqueline O. Shogan
Judge Cheryl Lynn Allen
Judge Anne E. Lazarus
Judge Sallie Updyke Mundy
Judge Judith Ference Olson
Judge Paula Francisco Ott
Judge David N. Wecht
Judge Victor P. Stabile
Judge Patricia H. Jenkins
Judge John L. Musmanno
Judge James J. Fitzgerald, III
Judge William H. Platt
Judge Eugene B. Strassburger, III

Department Heads

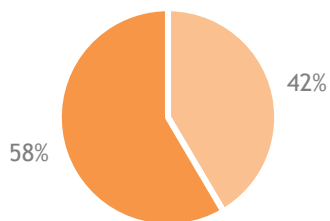
David A. Szewczak, Esquire
Executive Administrator
Joseph D. Seletyn, Esquire
Prothonotary
Philip H. Yoon, Esquire
Chief Staff Attorney
Robert M. Levine, Esquire
Reporter
Peter F. Johnson, Esquire
Legal Systems Coordinator



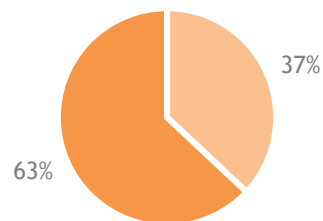
Appeals by District in 2015



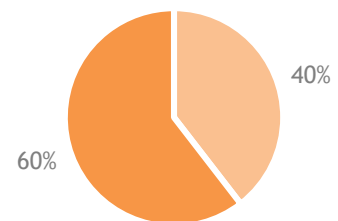
Western District



Middle District



Eastern District

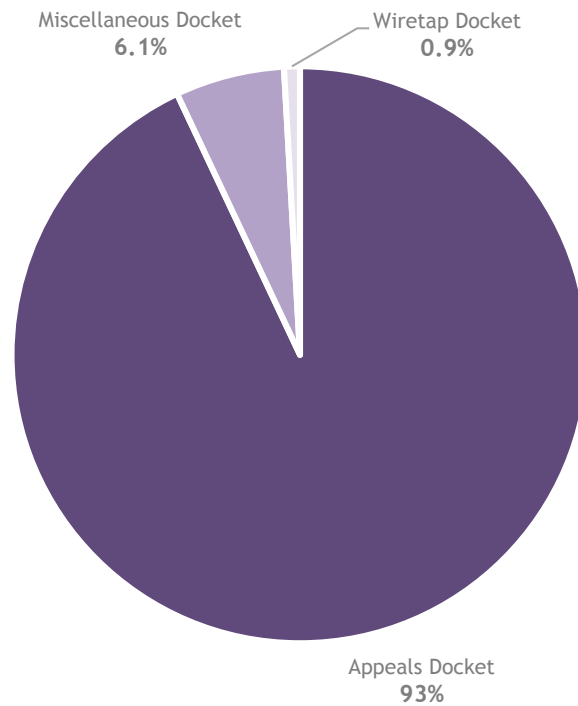


● Civil ● Criminal

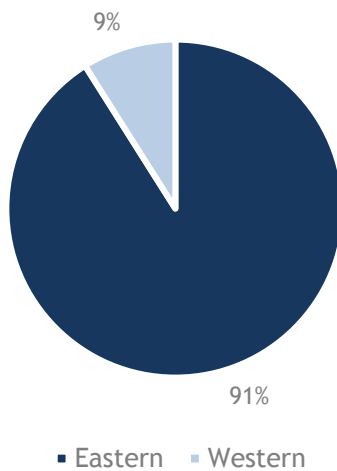
	Civil	Criminal	Total
Eastern	1,520	2,325	3,845
Middle	845	1,439	2,284
Western	844	1,189	2,033
Total	3,209	4,953	8,162



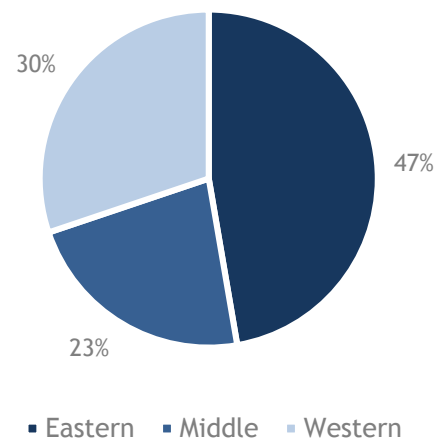
Cases by Docket Type in 2015



Wiretap Docket by Docketing District in 2015



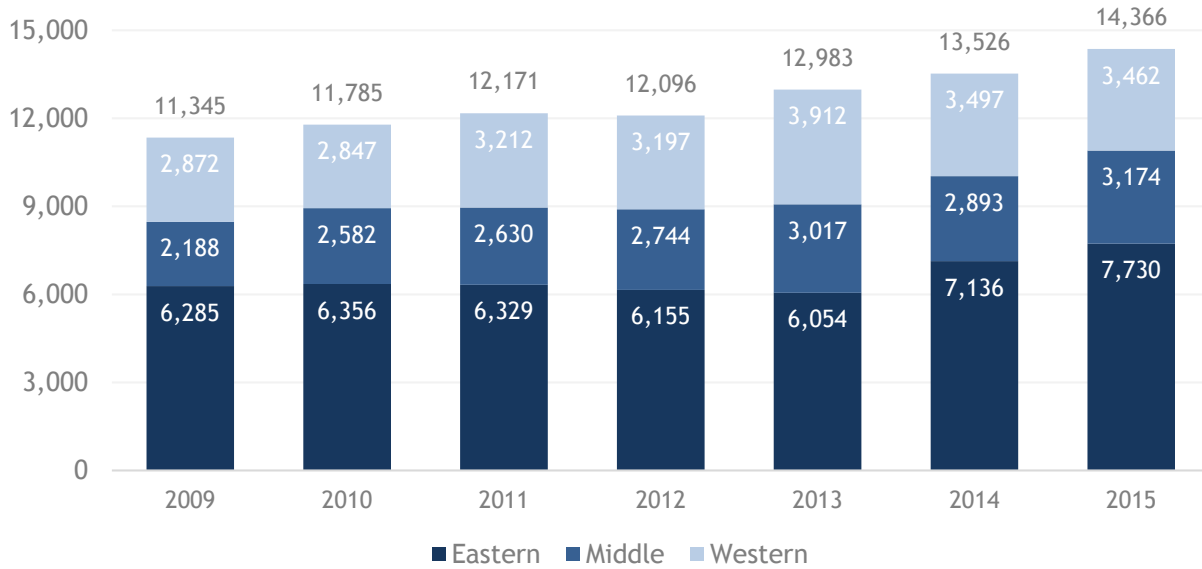
Miscellaneous Docket by District in 2015



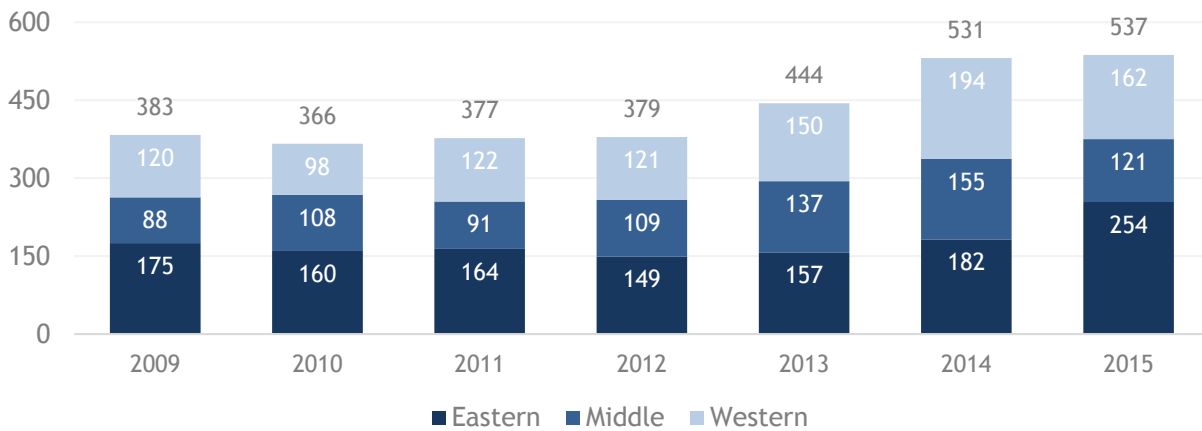
	Miscellaneous Docket	Wiretap Docket	Appeals Docket	Total
Eastern	254	71	3,845	4,169
Middle	121	0	2,284	2,406
Western	162	7	2,033	2,202
Total	537	78	8,162	8,777



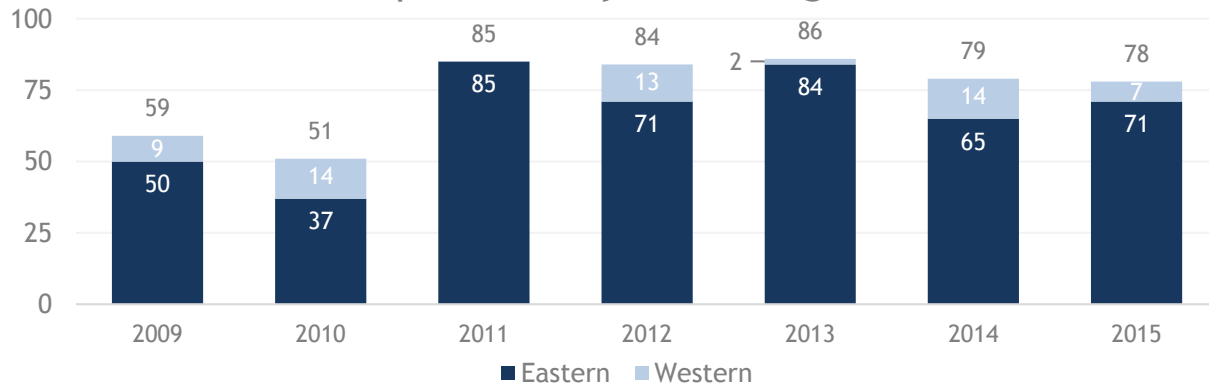
Appeals Docket Applications for Relief



Miscellaneous Docket



Wiretap Docket by Docketing District





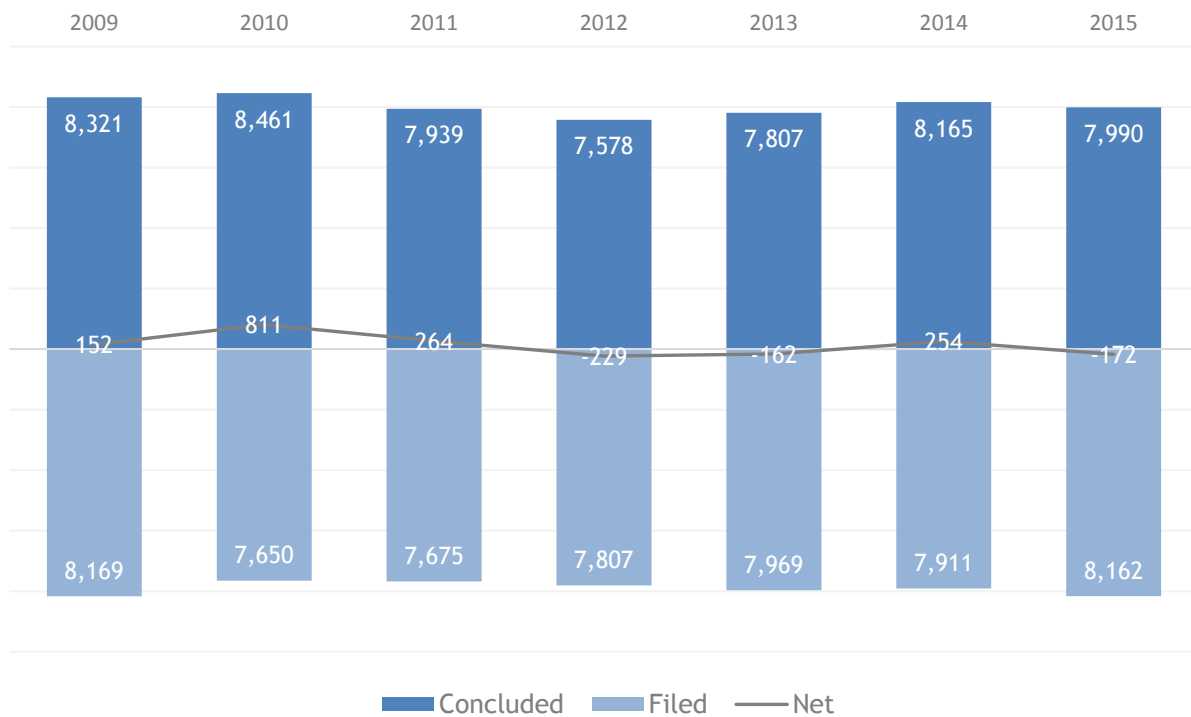
Appeals Pending as of January 1



	2009	2010	2011	2012	2013	2014	2015
Civil Appeals Pending 1/1	2,352	2,251	1,883	1,746	1,795	1,844	1,778
Criminal Appeals Pending 1/1	4,461	4,410	3,967	3,840	4,020	4,133	3,945
Total	6,813	6,661	5,850	5,586	5,815	5,977	5,723
Civil Appeals Pending 12/31	2,251	1,883	1,746	1,795	1,844	1,778	1,841
Criminal Appeals Pending 12/31	4,410	3,967	3,840	4,020	4,133	3,945	4,054
Total	6,661	5,850	5,586	5,815	5,977	5,723	5,895



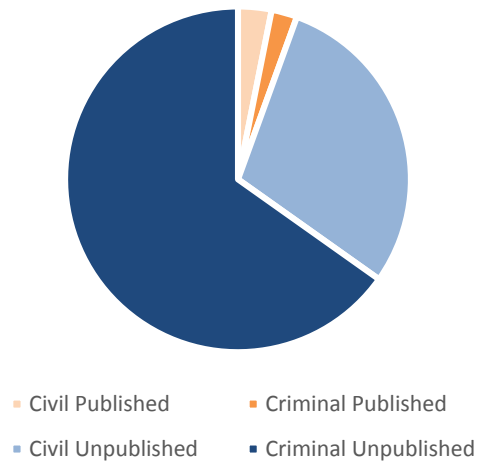
Appeals Filed and Concluded



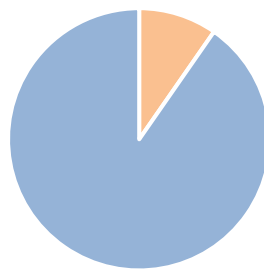
	2009	2010	2011	2012	2013	2014	2015
Civil Appeals Filed	3,302	3,100	3,133	3,063	3,118	3,036	3,209
Criminal Appeals Filed	4,867	4,550	4,542	4,744	4,851	4,875	4,953
Total	8,169	7,650	7,675	7,807	7,969	7,911	8,162
Civil Appeals Concluded	3,403	3,468	3,270	3,014	3,069	3,102	3,146
Criminal Appeals Concluded	4,918	4,993	4,669	4,564	4,738	5,063	4,844
Total	8,321	8,461	7,939	7,578	7,807	8,165	7,990
Net	152	811	264	-229	-162	254	-172



Publication in 2015

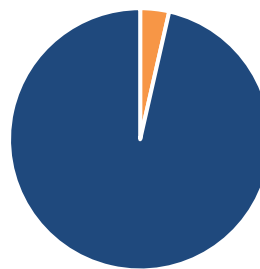


Civil Publication in 2015



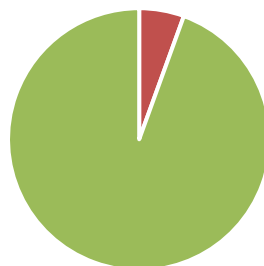
Published - 10%
Unpublished - 90%

Criminal Publication in 2015



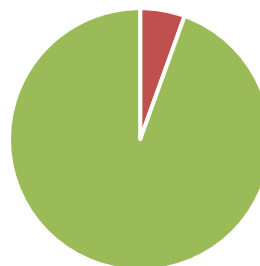
Published - 4%
Unpublished - 96%

Total Publication in 2015



Total Published - 6%
Total Unpublished - 94%

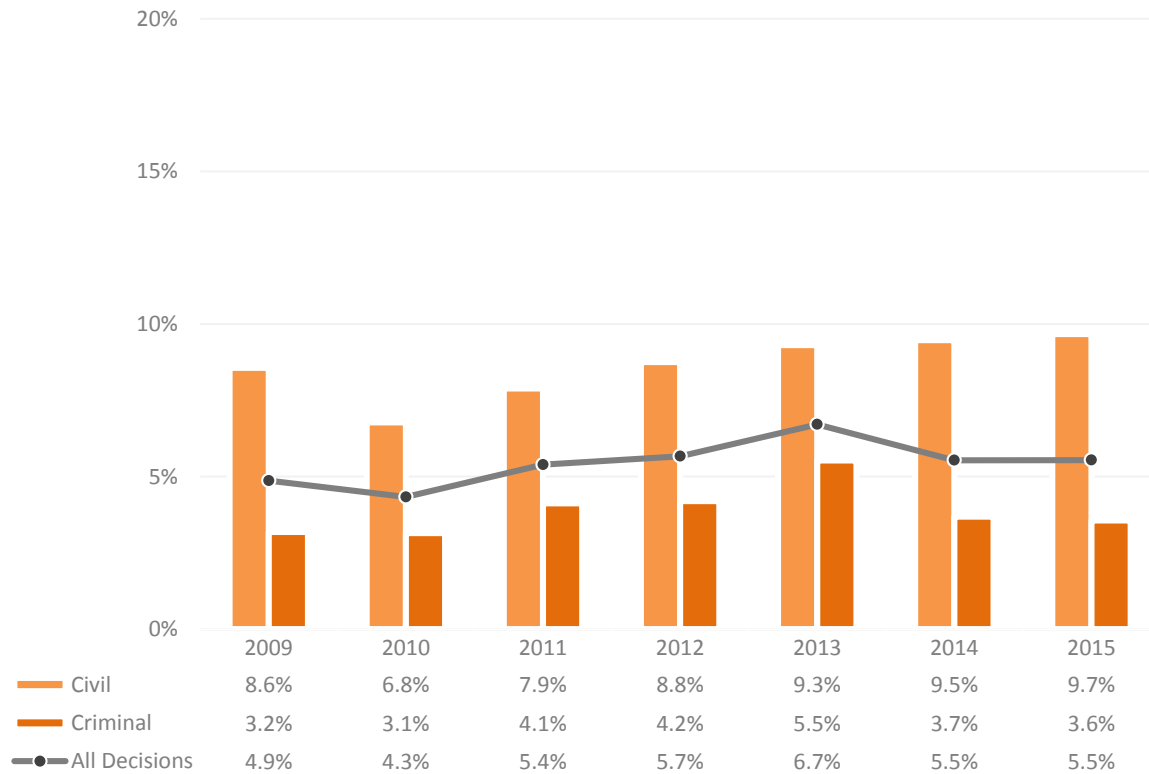
Average Since 2010



Average Published - 6%
Average Unpublished - 94%



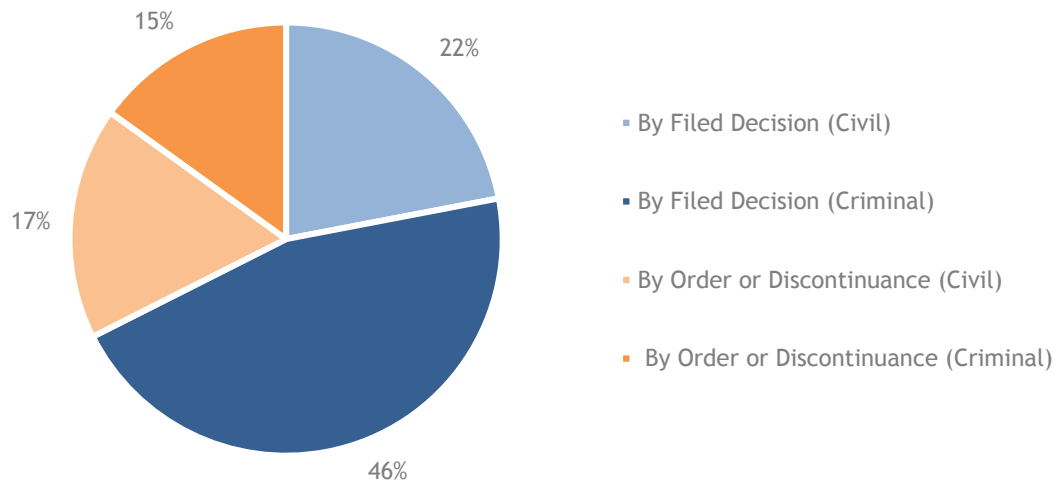
Share of Published Decisions among Filed Decisions



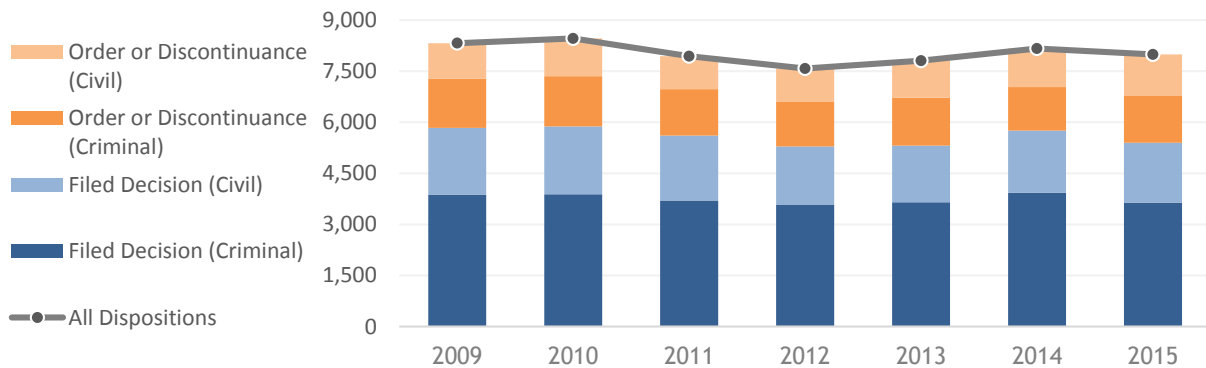
	2009	2010	2011	2012	2013	2014	2015
Civil Published	144	122	137	138	141	159	155
Criminal Published	118	117	141	139	185	132	119
Total Published	262	239	278	277	326	291	274
Civil Unpublished	1,537	1,678	1,600	1,439	1,374	1,520	1,448
Criminal Unpublished	3,585	3,600	3,279	3,173	3,160	3,446	3,224
Total Unpublished	5,122	5,278	4,879	4,612	4,534	4,966	4,672
Total Filed	5,384	5,517	5,157	4,889	4,860	5,257	4,946



Dispositions by Type in 2015



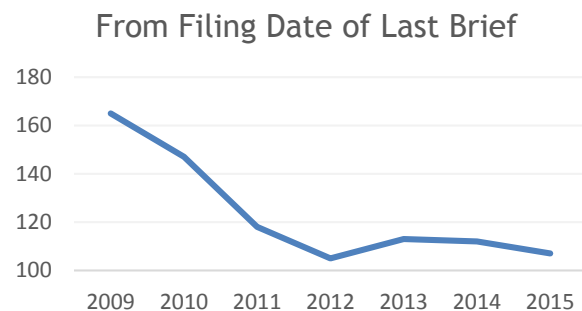
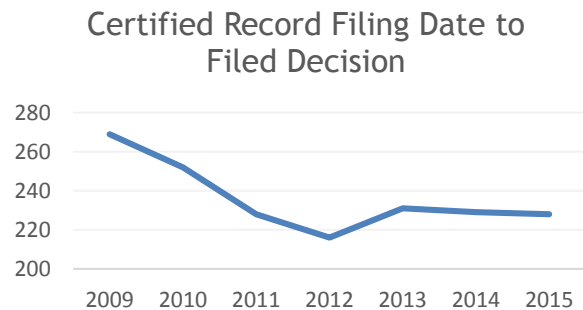
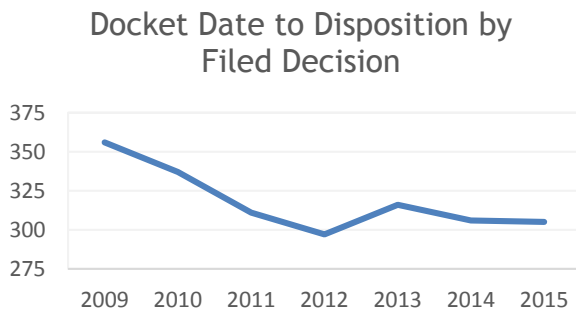
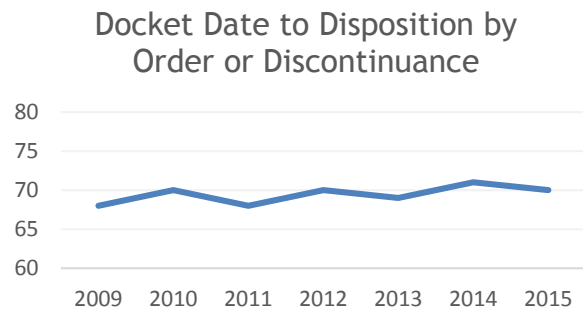
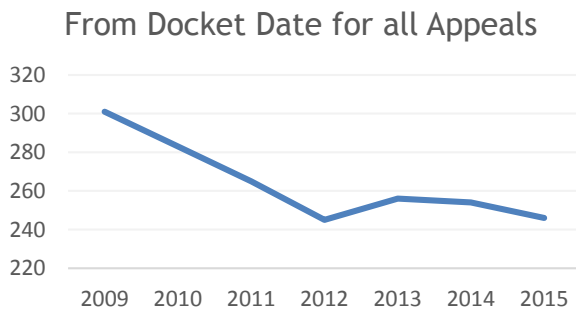
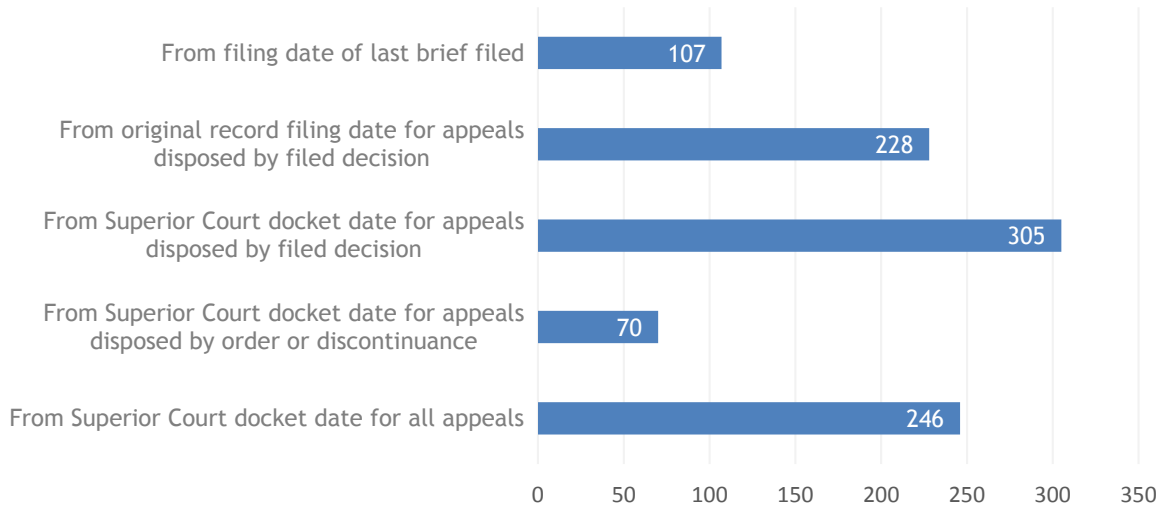
Number of Dispositions by Year



Filed Decision (Civil)	1,956	1,992	1,908	1,707	1,667	1,823	1,757
Filed Decision (Criminal)	3,877	3,884	3,701	3,584	3,648	3,931	3,641
Filed Decision Total	5,833	5,876	5,609	5,291	5,315	5,754	5,398
Order or Discontinuance (Civil)	1,447	1,476	1,362	1,307	1,402	1,279	1,389
Order or Discontinuance (Crim.)	1,041	1,109	968	980	1,090	1,132	1,203
Order or Discontinuance Total	2,488	2,585	2,330	2,287	2,492	2,411	2,592
All Dispositions	8,321	8,461	7,939	7,578	7,807	8,165	7,990

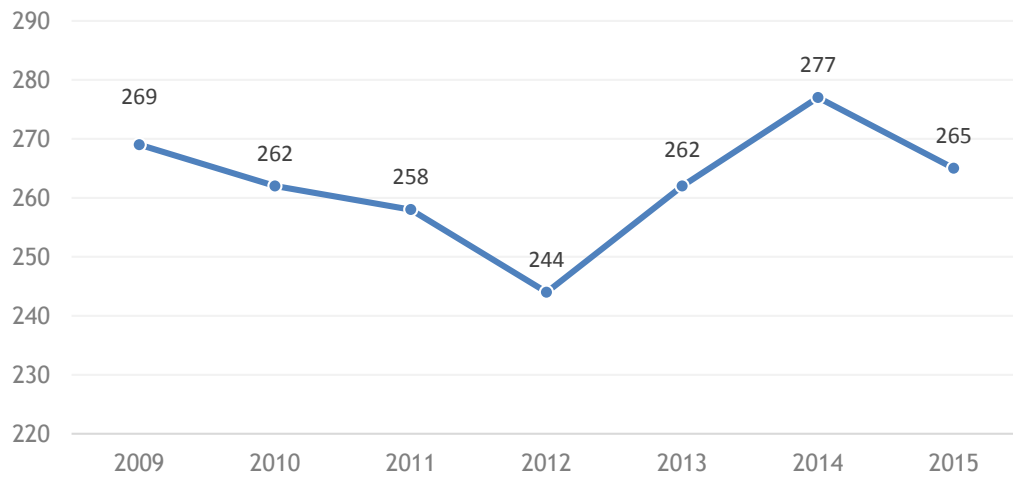


Median Number of Days to Disposition for Appeals Concluded in 2015





Filed Decisions per Judge per Year

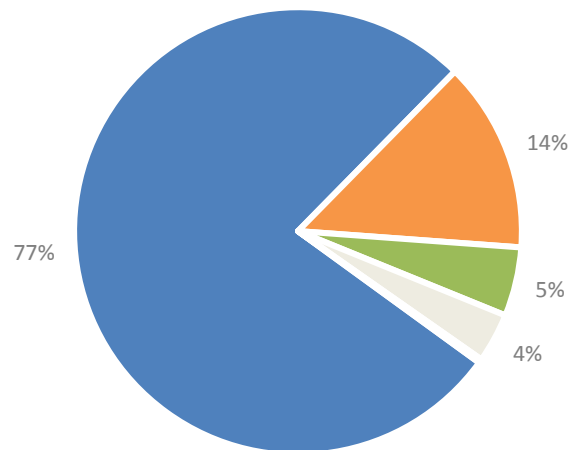


Number of Appeals by County

Adams	30	Clinton	27	Lackawanna	141	Pike	43
Allegheny	769	Columbia	25	Lancaster	230	Potter	21
Armstrong	17	Crawford	34	Lawrence	50	Schuylkill	66
Beaver	44	Cumberland	122	Lebanon	93	Snyder	14
Bedford	17	Dauphin	283	Lehigh	223	Somerset	29
Berks	211	Delaware	371	Luzerne	199	Sullivan	3
Blair	64	Elk	16	Lycoming	113	Susquehanna	24
Bradford	47	Erie	218	McKean	21	Tioga	4
Bucks	211	Fayette	120	Mercer	48	Union	19
Butler	74	Forest	4	Mifflin	11	Venango	29
Cambria	79	Franklin	104	Monroe	121	Warren	16
Cameron	0	Fulton	11	Montgomery	400	Washington	79
Carbon	19	Greene	39	Montour	9	Wayne	34
Centre	154	Huntingdon	36	Northampton	138	Westmoreland	117
Chester	244	Indiana	20	Northumberland	23	Wyoming	16
Clarion	16	Jefferson	45	Perry	21	York	242
Clearfield	47	Juniata	6	Philadelphia	2,041	TOTAL	8,162



Superior Court Treatment in Filed Decisions in 2015

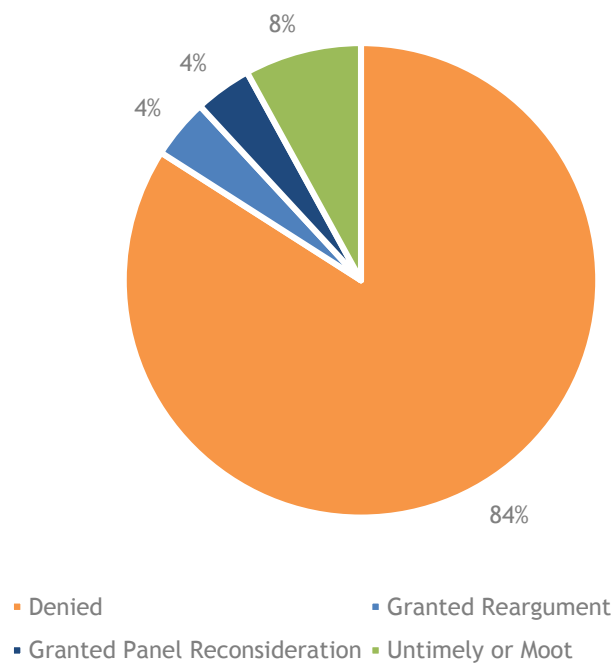


■ Affirm
 ■ Reverse
 ■ Affirm in Part Reverse in Part
 ■ Quash Dismiss or Transfer

	2009	2010	2011	2012	2013	2014	2015
Affirmed (Published)	156	136	183	180	254	175	153
Affirmed (Unpublished)	4,402	4,507	4,259	4,030	3,978	4,419	4,023
Affirm Total	4,558	4,643	4,442	4,210	4,232	4,594	4,176
Reversed (Published)	120	98	98	102	103	119	113
Reversed (Unpublished)	673	646	629	523	521	629	632
Reverse Total	793	744	727	625	624	748	745
Affirmed in Part, Reversed in Part (Published)	22	22	26	23	32	26	40
Affirmed in Part, Reversed in Part (Unpublished)	204	198	189	160	162	159	229
Affirmed in Part, Reversed in Part Total	226	220	215	183	194	185	269
Quashed, Dismissed, Transferred (Published)	4	4	12	4	9	10	11
Quashed, Dismissed, Transferred (Unpublished)	238	257	212	264	249	210	182
Quashed, Dismissed, Transferred Total	242	261	224	268	258	220	193
Other (Published)	0	0	0	2	0	0	2
Other (Unpublished)	14	8	1	3	7	7	13
Other Total	14	8	1	5	7	7	15



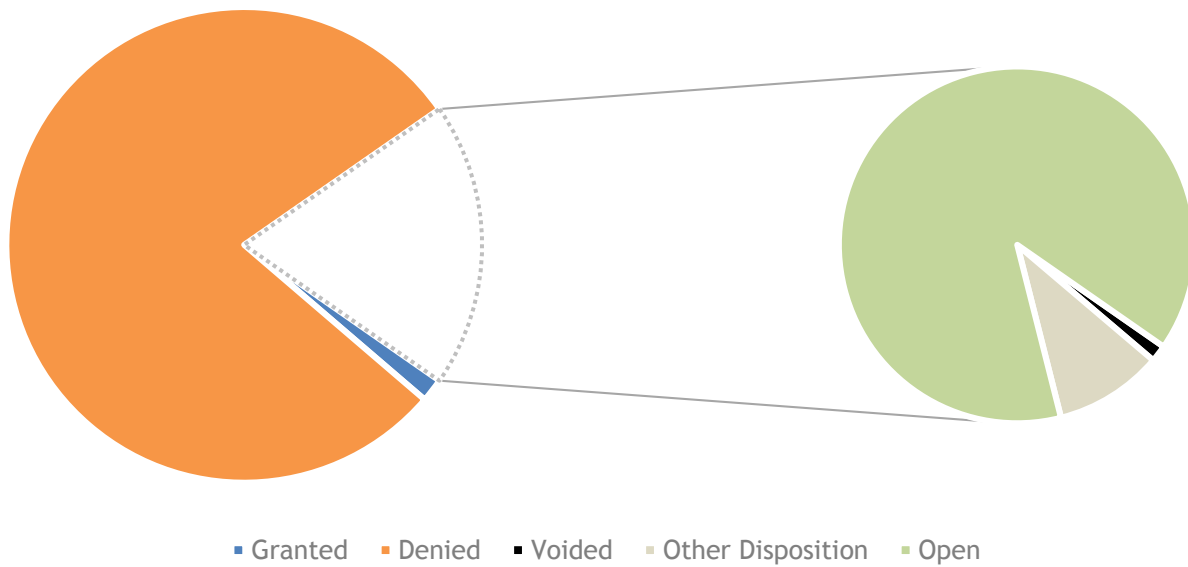
Applications for Reconsideration or Reargument in 2015



Treatment	Number	Percent
Denied	432	84%
Untimely or Moot	41	8%
Granted Reargument	21	4%
Granted Panel Reconsideration	20	4%
Withdrawn	2	0%
Total	516	100%



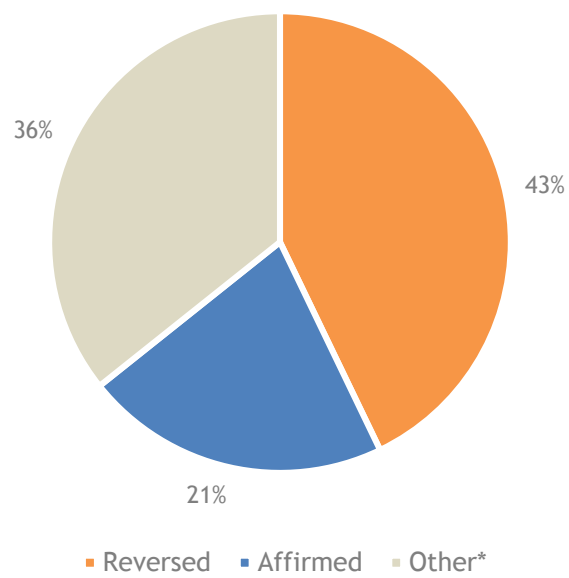
Supreme Court Treatment of Petitions for Allowance of Appeal in 2015



Petitions for Allowance of Appeal	2009	2010	2011	2012	2013	2014	2015
Total	2,078	2,097	2,078	1,947	2,026	1,923	1,895
Granted	51	48	53	42	59	39	38
Denied	1,727	1,932	2,136	1,741	1,999	1,954	1,867
Voided	5	9	6	5	6	5	7
Other Disposition	55	89	103	55	54	93	45
Open	1,003	1,187	908	1,013	892	632	405



Supreme Court Disposition of Allowed Appeals in 2015

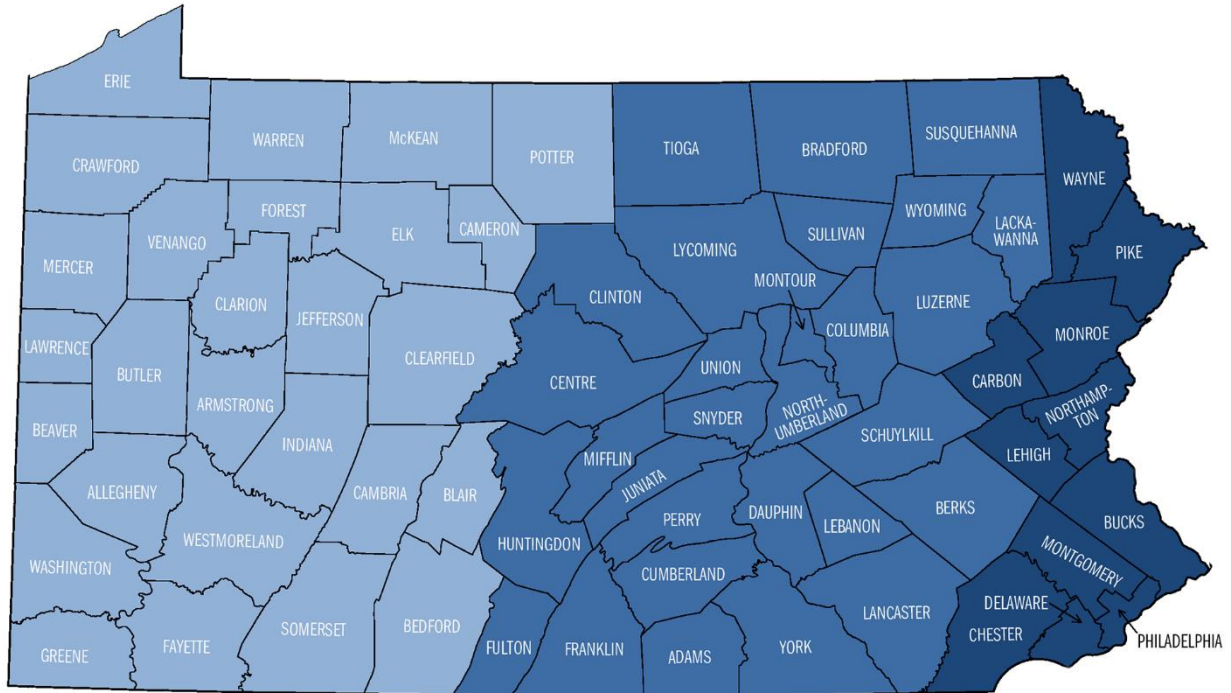


Disposition	2009	2010	2011	2012	2013	2014	2015
Reversed	28	20	21	23	28	25	36
Affirmed	35	18	18	27	26	28	18
Other*	14	10	25	25	22	26	30
Total	77	48	64	75	76	79	84

*Includes affirmed/reversed, dismissed, improvidently granted, vacated and withdrawn.



Composition of Districts



Western District ● Pittsburgh

Allegheny, Armstrong, Beaver, Bedford, Blair, Butler, Cambria, Cameron, Clarion, Clearfield, Crawford, Elk, Erie, Fayette, Forest, Greene, Indiana, Jefferson, Lawrence, McKean, Mercer, Potter, Somerset, Venango, Warren, Washington, Westmoreland

Middle District ● Harrisburg

Adams, Berks, Bradford, Centre, Clinton, Columbia, Cumberland, Dauphin, Franklin, Fulton, Huntingdon, Juniata, Lackawanna, Lancaster, Lebanon, Luzerne, Lycoming, Mifflin, Montour, Northumberland, Perry, Schuylkill, Snyder, Sullivan, Susquehanna, Tioga, Union, Wyoming, York

Eastern District ● Philadelphia

Bucks, Carbon, Chester, Delaware, Lehigh, Monroe, Montgomery, Northampton, Philadelphia, Pike, Wayne

