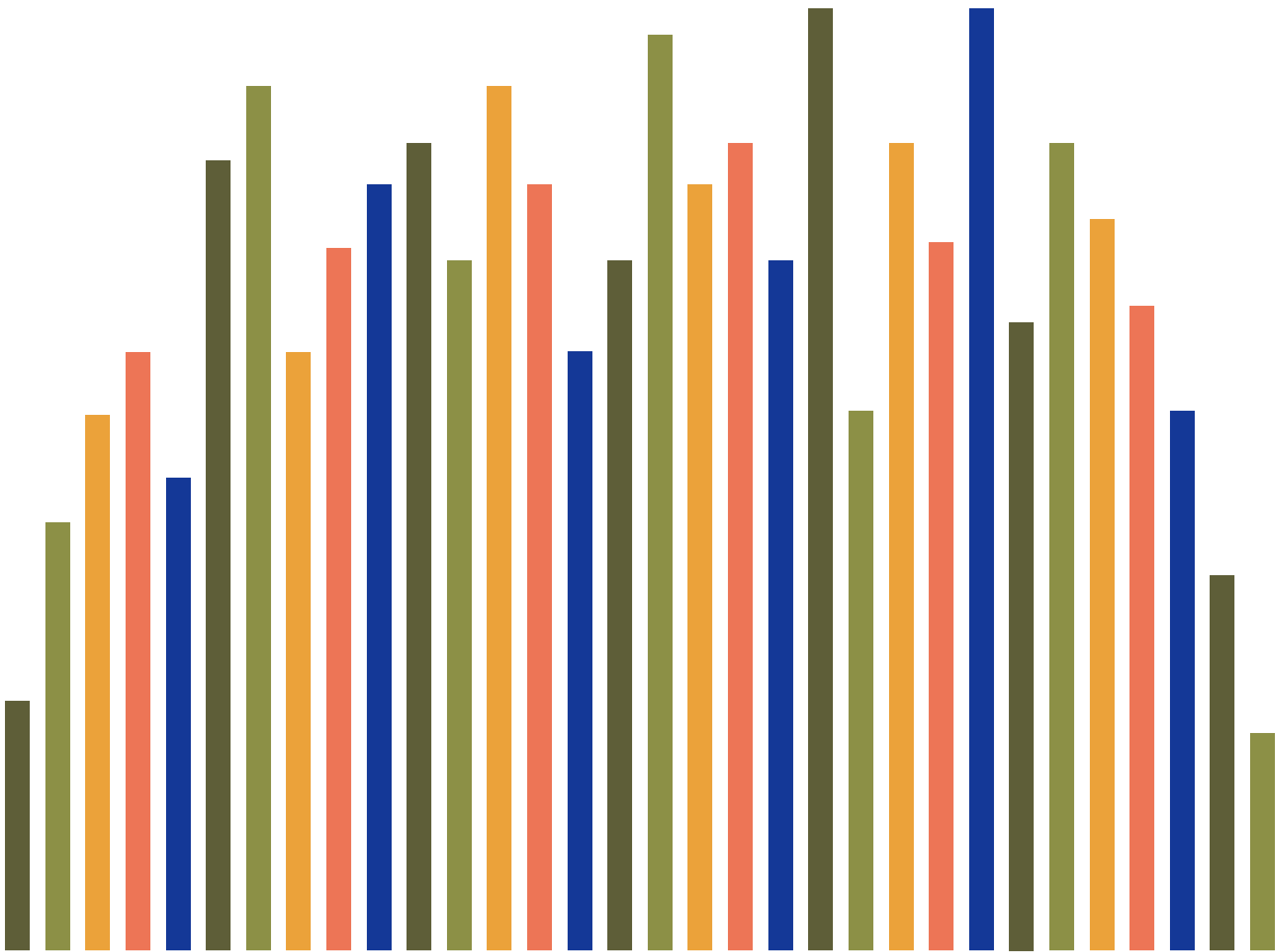


2018 Caseload Statistics of the Unified Judicial System of Pennsylvania



Department of Research & Statistics

Kim E. Nieves, Ph.D.
Director

Laurie A. Sacerdote, DPA
Assistant Director

Andrew Ginder, MPA
Caseload Statistics Analyst

Yan Liu, M.S.
Statistical Analyst

Rose Mary Figazzotto
Research Assistant

Amanda Pereira
Research Assistant

Please visit the AOPC website for data updates,
data corrections, and data from prior years
(1993 - 2017).

www.pacourts.us

Appellate Courts

Supreme Court2
Supreme Court Glossary4
Superior Court5
Commonwealth Court.....6

County Classifications & Judgeships8

Common Pleas Courts

Criminal Caseload (CPCMS)

Criminal State Totals 10

Available for Processing 11
New Cases by Offense Type 13
Processed 15
Age of Pending Cases 19
Criminal Glossary 21

Civil Caseload - Civil Action & Civil Other

Civil State Totals 24

Filings 26
Docketed Cases by Case Type 28
 Breakdown of Case Types
 Processed 32
 Age of Pending Civil Actions 36
 Civil Glossary 40

Domestic Relations Section

PFA State Totals 46

Filings 47
Processed 49
PFA Glossary 53

Support & Paternity State Totals 54

PACSES Note 55
Spousal & Child Support 56
Support Glossary 58

Paternity Acknowledgements Filed 59
Paternity Established/Pending 61
Paternity Glossary 63

Custody & Divorce State Totals 64

Custody/Partial Custody/Visitation 65
Custody Glossary 67

Divorce 68
Divorce Glossary 70

Juvenile Delinquency (CPCMS)

Delinquency State Totals 71

Cases Pending Disposition
 Available for Disposition 73
 New Cases by Offense Type 77
 Disposed 79

Formal Dispositions

Adjudicated Delinquent Cases 83
Court Supervision Terminated 85

Informal Dispositions

Informally Disposed Cases 87
Informally Disposed
Cases Terminated 91

Delinquency Glossary 95

Juvenile Dependency (CPCMS)

Dependency State Totals 99

Pending Adjudication

Abuse/Neglect
 Available for Processing 100
 Processed 102

Status Offenses

Available for Processing 104
Processed 106

Adjudicated Dependent

Abuse/Neglect
 Available for Processing 108
 Court Supervision Terminated 110

Status Offenses

Available for Processing 112
Court Supervision Terminated 114

Dependency Glossary 116

Orphans' Court Caseload

Orphans' Court State Totals 120

Accounts 121

Accounts Glossary 123

Adoptions 124

Adoptions Glossary 126

Relinquishments/Terminations 127

Relinquishments Glossary 129

Appointment of Guardians 130

Guardianship Glossary 132

Jury

Jury State Totals 134

Jury Yield 135

Jury Utilization 139

Jury Costs 140

Jury Glossary 143

Limited Jurisdiction Courts

Magisterial District Judge

Criminal

State Totals 146

Available for Processing 147

New Criminal Cases by Offense Type 149

Processed and Inactive 153

Age of Pending Cases 157

Private Summary Complaints

State Totals 159

Available for Processing 160

Processed and Inactive 162

Age of Pending Cases 166

Private Criminal Complaints

State Totals 168

Available for Processing 169

Processed and Inactive 171

Age of Pending Cases 175

Traffic

State Totals 177

Available for Processing 178

Processed and Inactive 180

Age of Pending Cases 184

Non-Traffic

State Totals 186

Available for Processing 187

Processed and Inactive 189

Age of Pending Cases 193

Arrest Warrants

State Totals 195

Criminal

Pre-Dispositional 196

Post-Dispositional 198

Private Summary Complaints

Pre-Dispositional 200

Post-Dispositional 202

Private Criminal Complaints

Pre-Dispositional 204

Post-Dispositional 206

Traffic

Pre-Dispositional 208

Post-Dispositional 210

Non-Traffic

Pre-Dispositional 212

Post-Dispositional 214

Civil

State Totals 216

Available for Processing 217

Processed and Inactive 219

Age of Pending Cases 223

Landlord/Tenant

State Totals 225

Available for Processing 226

Processed and Inactive 228

Age of Pending Cases 232

Orders of Execution & Possession 234

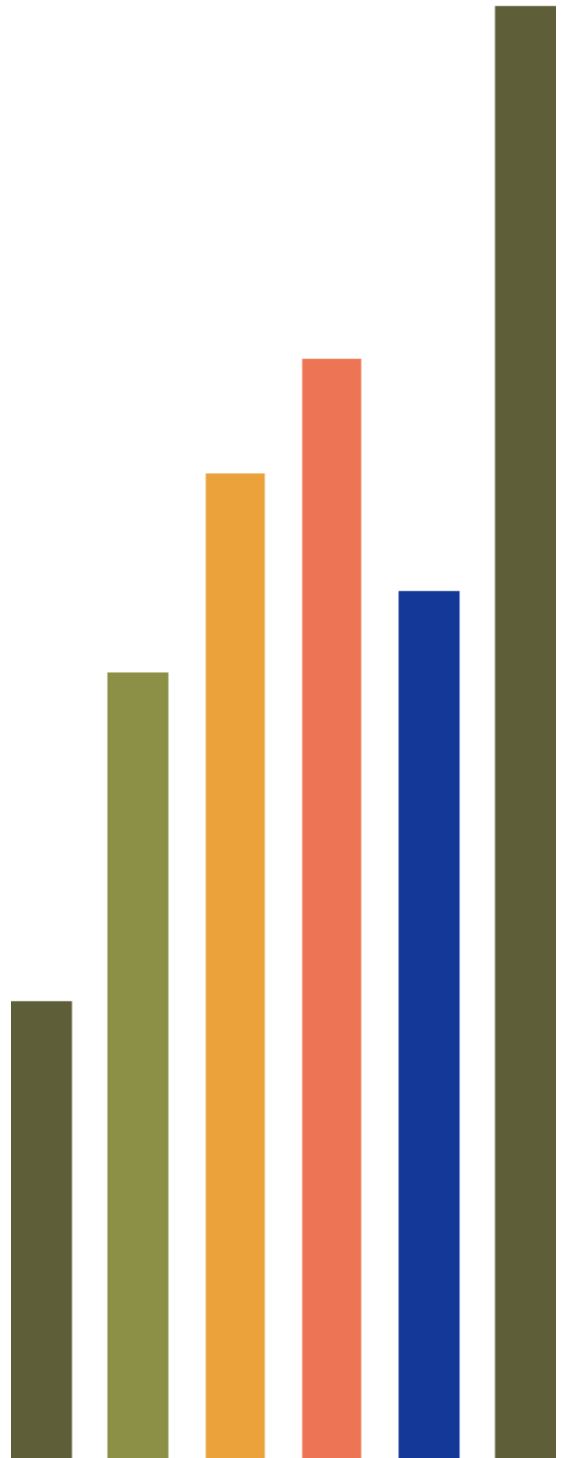
Emergency Protection From Abuse 235

Magisterial District Judge Glossary 237

Philadelphia Municipal Court 240

Philadelphia Municipal Court -
Traffic Division 241

The Appellate Courts



SUPREME COURT OF PENNSYLVANIA

APPEALS, ALLOCATURS AND PETITIONS

NUMBER FILED AND PENDING: JANUARY 1, 2018 THROUGH DECEMBER 31, 2018

APPEAL DOCKET

Direct Appeals	
Capital Cases	11
Number from Commonwealth Court	49
Number from Common Pleas Court	11
Other - Disciplinary Board	1
Total Direct	72
Certification Granted	4
Appeals by Granted Allocatur	94
Appeals by Granted Fast Track Allocatur	2
Total All Appeals	172
Appeals Pending as of 12/31/18 (includes prior years)	190

ALLOCATUR DOCKET

Petitions for Allowance of Appeal	1,973
Petitions Pending as of 12/31/18 (includes prior years)	883

MISCELLANEOUS DOCKET

Petitions for Review	266
Original Jurisdiction (Mandamus, Habeas, Prohibition, Quo Warranto)	195
Petitions for King's Bench Review or Extraordinary Relief	58
Petitions for Certification of Questions of Law	4
Total All Miscellaneous	523
Miscellaneous Pending as of 12/31/18 (includes prior years)	99

ANCILLARY FILINGS

Capital	173
Appeal	497
Allocatur	1,459
Miscellaneous	951
Disciplinary Docket No. 3	59
Total All Ancillaries	3,139
Ancillary Pending as of 12/31/18 (includes prior years)	173

SUPREME COURT OF PENNSYLVANIA
APPEALS, ALLOCATURS AND PETITIONS
ADJUDICATIONS: JANUARY 1, 2018 THROUGH DECEMBER 31, 2018

	<u>Per Curiam</u>	<u>Full Opinion</u>	<u>Summary</u>	<u>Single Justice</u>	<u>Discontinued/ Withdrawn</u>	<u>Prothonotry Order</u>	<u>Total</u>
CAPITAL DOCKET	8	8	0	0	5	0	21
APPEAL DOCKET (EXCLUDING CAPITAL)	57	91	0	0	6	0	154
Direct Appeals:							
From Commonwealth Court	48	14	0	0	5	0	67
From The Court of Common Pleas	0	0	0	0	1	0	1
From The Court of Judicial Discipline	1	0	0	0	0	0	1
Disciplinary Board	1	0	0	0	0	0	1
Other Types of Appeals:							
Where Certification was Granted	0	1	0	0	0	0	1
Appeals from Allocatur Grants	7	71	0	0	0	0	78
Appeals from Fast Track Allocatur Grants	0	5	0	0	0	0	5
ALLOCATUR DOCKET	1,851	0	20	0	25	0	1,896
MISCELLANEOUS DOCKET	463	13	0	9	21	1	507
Petitions for Review	234	12	0	9	14	0	269
Original Jurisdiction	169	0	0	0	5	0	174
King's Bench Matters	56	1	0	0	2	0	59
Certification-Questions of Law	4	0	0	0	0	0	4
Board of Law Examiners	0	0	0	0	0	1	1

Note: In regards to opinions, 113 cases were disposed of by 80 opinions (including Disciplinary Matters).

DISCIPLINARY MATTERS (DD3 - DISCIPLINARY DOCKET 3)

Per Curiam	121
Full Opinion	1
Other - Administrative Closures	11
Total	133

DISCIPLINARY MATTERS BY TYPE:

Disbarments	15
Disbarments on Consent	17
Reinstatements on DD3 Docket	13
Suspensions	30
Inactive	10
Order Denying Petition for Review	1
Order Granting, Rule 213	4
Order	3
Reinstatements Denied	3
Temporary Suspension	15
Withdrawn/Discontinued	1
Probation	8
Orders Denying Joint Petition	3
Administrative Closures	10

ATTORNEY REINSTATEMENT DOCKET 88

TOTAL DISCIPLINARY 221

ANCILLARY FILINGS

Disposed by Docket Type:

Capital	181
Appeal	493
Allocatur	1,471
Miscellaneous	922
Disciplinary Docket No. 3	52
Total	3,119

SUPREME COURT

Allocatur Docket	The docket for petitions seeking discretionary review of decisions by the intermediate appellate courts (i.e. the Commonwealth Court in its appellate capacity or Superior Court).
Ancillary Petition	A petition filed on an open docket seeking relief apart from the requested relief on the merits (e.g., a petition for an extension of time to file a response).
Capital Case	A case wherein a capital sentence has been imposed by a court of common pleas.
Direct Appeal	An appeal directly to the Supreme Court from the trial court that is authorized by the constitution or statute.
Disciplinary Matter	A matter that involves attorney disciplinary cases as prosecuted by the Office of Disciplinary Counsel.
King's Bench Review	A discretionary review undertaken by the Supreme Court of a matter pending in a lower tribunal. Such review can be by way of petition or by the Court's own initiative.
Opinion	The Court's disposition of a case containing a written explanation of its rationale.
Petition for Allowance of Appeal (PAA)	An appeal which seeks to invoke the Court's discretionary jurisdiction to appeal.
Per Curiam	Translate as "By the Court" and refers to an action of the whole court as opposed to an opinion or order by an individual Justice or Justices.
Petition for Review	Petitions filed seeking review of a government agency or lower court. They are filed under Rule 123 or under Chapter 15 of the Pennsylvania Rules of Appellate Procedure.
Rule 213 Order	Refers to the Rule of Disciplinary Enforcement 213 governing the Supreme Court's enforcement of a subpoena in a disciplinary proceeding.
Single Justice	One justice, typically the Chief Justice, enters an order or will direct that an order be issued for certain types of cases such as changes of venue.
Summary Disposition	The Court's disposition of a case without seeking brief or argument; occurs when the right of the applicant is clear and the Court's decision needs little or no explanation.
Supreme Court Original Jurisdiction	The limited jurisdiction described in the Judicial Code at 42 Pa.C.S. § 721, which includes habeas corpus, action in mandamus and prohibition directed to courts of inferior jurisdiction, and actions in quo warranto.

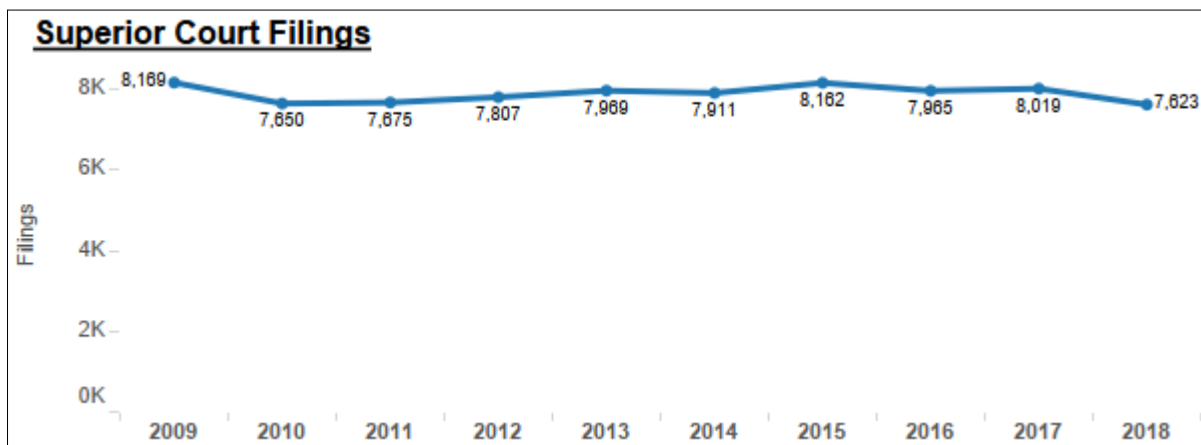
2018 SUPERIOR COURT OF PENNSYLVANIA

Appeals Pending, Filed & Concluded

	<u>Total</u>	<u>Civil</u>	<u>Criminal</u>
Appeals Pending 1/1/18	5,935	1,743	4,192
New Appeals Filed in 2018	7,623	2,909	4,714
Appeals Concluded in 2018	7,824	3,042	4,782
By Filed Decision	5,275	1,729	3,546
By Order or Discontinuance	2,549	1,313	1,236
Appeals Pending 12/31/18	5,734	1,610	4,124

Opinions Filed

Published Opinions 2018	361	159	202
Non-Published Opinions 2018	4,442	1,213	3,229
Total	4,803	1,372	3,431



2018 COMMONWEALTH COURT OF PENNSYLVANIA

CASES PENDING 1/1/18 **4,526**

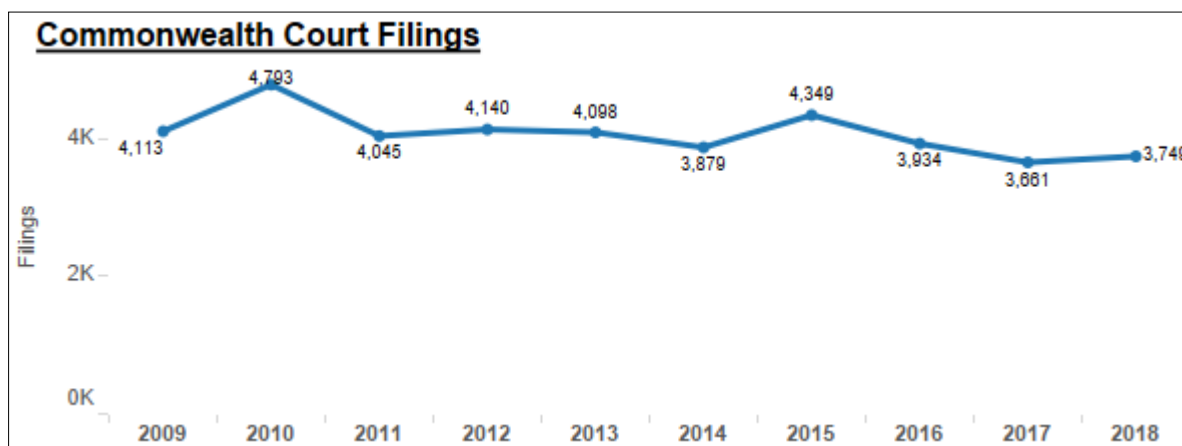
CASES FILED IN 2018 **3,749 ***

Original Jurisdiction	778
Appeals from Common Pleas Court	690
Appeals from Administrative Agencies	1,060
Appeals under Fiscal Code	1,160
Discretionary Appeals	21
Combined Original/Appellate Matters	4
Miscellaneous	30
Insurance Insolvency Actions	6

CASES DISPOSED IN 2018 **3,708**

Majority Opinions	837
Consolidated Cases	62
Stipulation for Judgment	954
Withdrawn/Dismissed/Remanded	1,516
Transferred	71
Other	38
Single Judge Dispositive Orders/Opinions	230

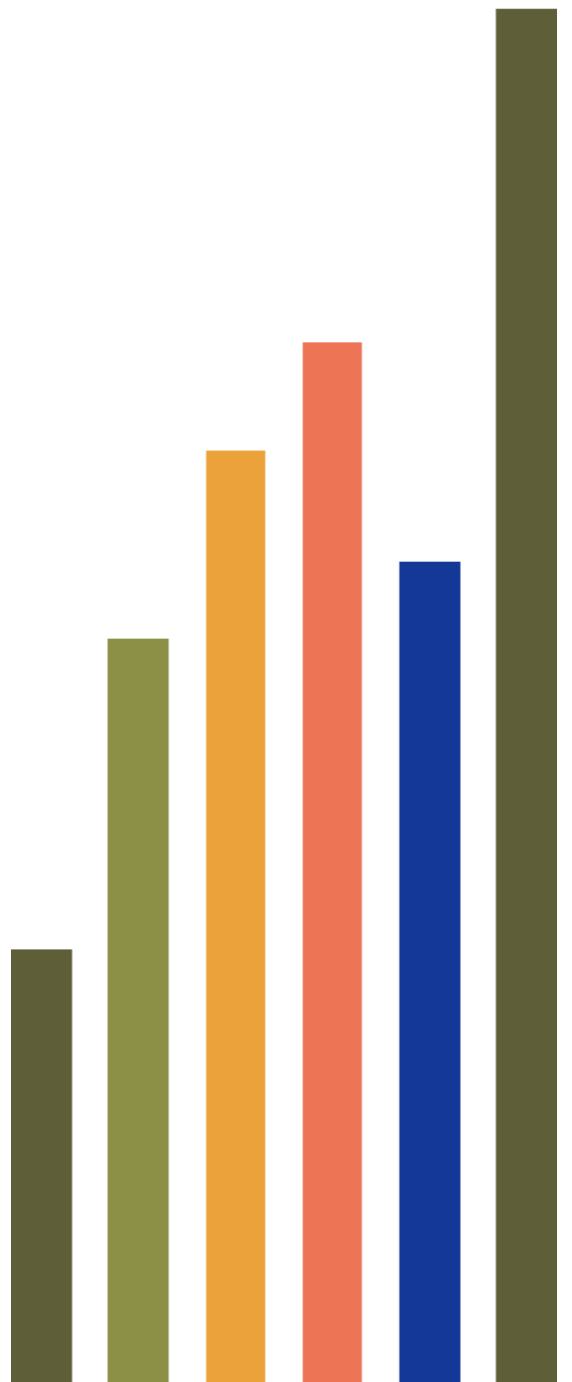
CASES PENDING 12/31/18 **4,567**



(R) - Revised

* Certain miscellaneous and dual jurisdiction cases are excluded.

County Classifications & Judgeships



COUNTY CLASS, COUNTY POPULATION, TRIAL COURT & MAGISTERIAL DISTRICT JUDGE COMPLEMENTS

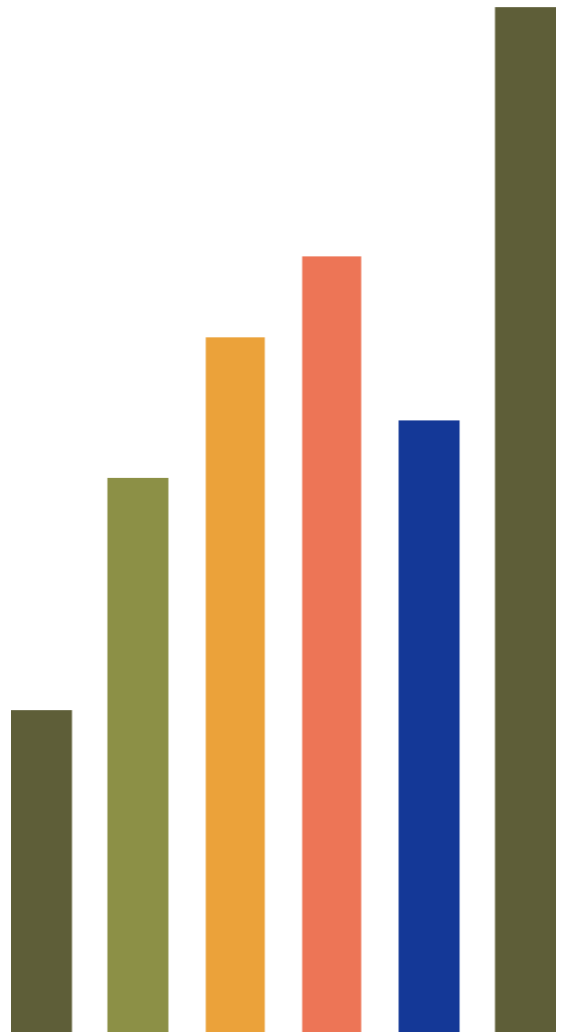
County	County Class	2010 Population (a)	Authorized Trial Court Judgeships (b)	Authorized Limited Jurisdiction Positions (b)	County	County Class	2010 Population (a)	Authorized Trial Court Judgeships (b)	Authorized Limited Jurisdiction Positions (b)
Adams	5	101,407	4	4	Lackawanna	3	214,437	9	10
Allegheny	2	1,223,348	43	46	Lancaster	3	519,445	15	19
Armstrong	6	68,941	2	4	Lawrence	5	91,108	4	4
Beaver	4	170,539	7	8	Lebanon	5	133,568	4	6
Bedford	6	49,762	2	4	Lehigh	3	349,497	10	14
Berks	3	411,442	13	17	Luzerne	3	320,918	10	16
Blair	5	127,089	5	6	Lycoming	5	116,111	5	6
Bradford	6	62,622	2	4	McKean	6	43,450	2	4
Bucks	2A	625,249	15	18	Mercer	5	116,638	4	5
Butler	4	183,862	6	7	Mifflin	6	46,682	2	3
Cambria	4	143,679	5	8	Monroe	4	169,842	7	9
Cameron	8	5,085	1	3	Montgomery	2A	799,874	24	30
Carbon	6	65,249	3	4	Montour	8	18,267	See Columbia	
Centre	4	153,990	4	6	Northampton	3	297,735	9	14
Chester	3	498,886	14	17	Northumberland	5	94,528	3	4
Clarion	6	39,988	1	4	Perry	6	45,969	See Juniata	
Clearfield	6	81,642	2	4	Philadelphia	1	1,526,006	93	0
Clinton	6	39,238	2	3	Pike	6	57,369	2	4
Columbia	6	67,295	2	5	Potter	8	17,457	1	3
Crawford	6	88,765	3	4	Schuylkill	4	148,289	6	7
Cumberland	3	235,406	6	10	Snyder	7	39,702	2	4
Dauphin	3	268,100	10	15	Somerset	6	77,742	3	5
Delaware	2A	558,979	21	30	Sullivan	8	6,428	1	3
Elk	6	31,946	See Cameron		Susquehanna	6	43,356	1	3
Erie	3	280,566	9	13	Tioga	6	41,981	1	3
Fayette	4	136,606	5	7	Union	7	44,947	See Snyder	
Forest	8	7,716	2	4	Venango	6	54,984	2	3
Franklin	4	149,618	5	10	Warren	6	41,815	See Forest	
Fulton	8	14,845	See Franklin		Washington	4	207,820	7	11
Greene	6	38,686	2	3	Wayne	6	52,822	1	3
Huntingdon	6	45,913	1	3	Westmoreland	3	365,169	11	17
Indiana	6	88,880	3	4	Wyoming	7	28,276	See Sullivan	
Jefferson	6	45,200	1	3	York	3	434,972	15	19
Juniata	7	24,636	2	5	Total		12,702,379	457	512

(a) Source: U.S. Census Bureau.

(b) Authorized Trial Court Judgeships and Magisterial District Judge positions as of December 2018.

Common Pleas Case Management System (CPCMS)

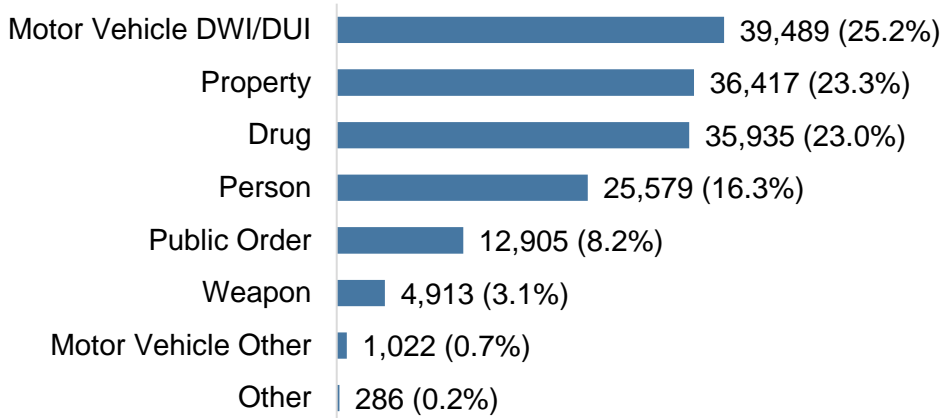
Criminal
Caseload



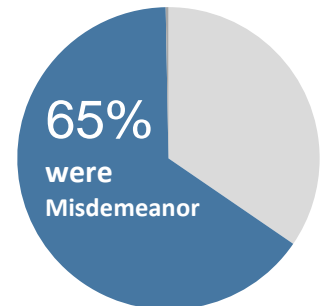
2018 Common Pleas State Totals Criminal Caseload

Cases Pending 1/1/18	79,801^(R)	<u>Age of Pending Cases</u>
New Cases Filed	156,546	0-60 Days 23,451 30.7%
Refiled/Reopened Cases	11,608	61-120 Days 18,266 24.0%
		121-180 Days 10,932 14.3%
Cases Available for Processing	247,955	181-240 Days 6,545 8.6%
		241-300 Days 4,584 6.0%
Cases Processed	171,690	301-360 Days 3,210 4.2%
		Over 360 Days 9,277 12.2%
Cases Pending 12/31/18	76,265	
		Total 76,265
Cases Awaiting Sentence	6,598	

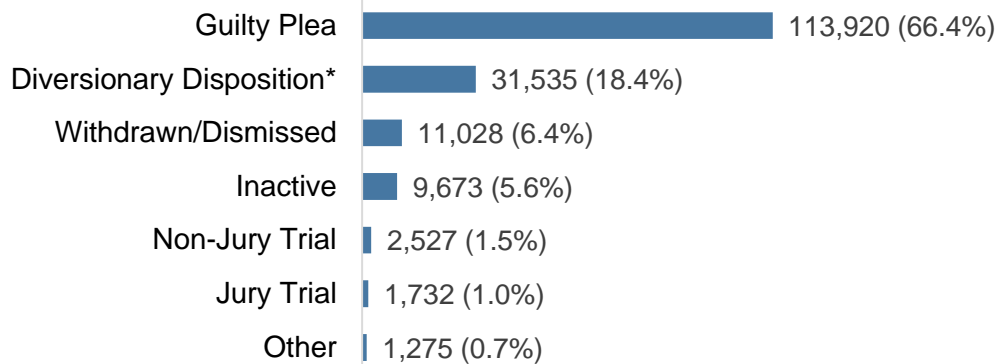
New Cases Filed By Offense Type:



Of all new cases filed:



Processed By:



* Includes other diversionsary programs such as Veterans Court.

(R) - Revised

Common Pleas Criminal - 2018 Available for Processing

	Begin Pending	New Cases Filed	Refiled/ Reopened Cases	Cases Available for Processing	Cases Processed	End Pending	Cases Awaiting Sentence
<u>1st Class County</u>							
Philadelphia	8,038	9,036	854	17,928	12,150	5,778	623
<u>2nd Class County</u>							
Allegheny	8,731	15,581	1,339	25,651	17,458	8,193	260
<u>2A Class Counties</u>							
Bucks	2,919	7,444	869	11,232	8,271	2,961	166
Delaware	2,592	7,667	549	10,808	7,968	2,840	81
Montgomery	4,725	8,411	666	13,802	9,114	4,688	240
<u>3rd Class Counties</u>							
Berks	2,612	5,675	486	8,773	6,093	2,680	32
Chester	1,676	4,486	271	6,433	4,734	1,699	79
Cumberland	1,843	3,077	202	5,122	3,500	1,622	247
Dauphin	4,858	6,239	425	11,522	6,107	5,415	156
Erie	1,803	3,269	174	5,246	3,842	1,404	199
Lackawanna	701	2,056	205	2,962	2,201	761	405
Lancaster	2,398	5,504	271	8,173	5,274	2,899	41
Lehigh	1,595	4,626	251	6,472	5,186	1,286	81
Luzerne	2,769	4,136	424	7,329	5,325	2,004	311
Northampton	1,382	4,175	276	5,833	4,454	1,379	90
Westmoreland	2,783	5,314	371	8,468	5,815	2,653	79
York	3,221	6,924	584	10,729	7,653	3,076	105
<u>4th Class Counties</u>							
Beaver	765	2,299	201	3,265	2,455	810	18
Butler	1,255	2,051	187	3,493	2,480	1,013	139
Cambria	1,188	1,808	148	3,144	2,241	903	119
Centre	674	1,973	204	2,851	2,285	566	60
Fayette	1,030	2,701	231	3,962	2,764	1,198	62
Franklin	482	2,356	95	2,933	2,352	581	52
Monroe	972	2,621	205	3,798	2,680	1,118	275
Schuylkill	2,068	2,347	270	4,685	3,032	1,653	30
Washington	1,378	2,896	192	4,466	3,436	1,030	35
<u>5th Class Counties</u>							
Adams	489	1,409	64	1,962	1,582	380	53
Blair	1,268	2,180	57	3,505	2,258	1,247	52
Lawrence	526	945	143	1,614	1,102	512	109
Lebanon	1,219	2,059	112	3,390	2,288	1,102	323
Lycoming	869	1,884	20	2,773	1,905	868	105
Mercer	808	1,770	147	2,725	1,875	850	175
Northumberland	573	1,359	150	2,082	1,341	741	107

Common Pleas Criminal - 2018 Available for Processing

	Begin Pending	New Cases Filed	Refiled/ Reopened Cases	Cases Available for Processing	Cases Processed	End Pending	Cases Awaiting Sentence
<u>6th Class Counties</u>							
Armstrong	542	1,000	33	1,575	997	578	123
Bedford	324	730	14	1,068	745	323	16
Bradford	266	736	39	1,041	834	207	128
Carbon	1,221	1,562	159	2,942	1,221	1,721	364
Clarion	249	599	13	861	640	221	37
Clearfield	428	1,081	33	1,542	1,070	472	56
Clinton	167	641	26	834	657	177	10
Columbia	681	980	91	1,752	1,013	739	75
Crawford	479	1,091	34	1,604	1,132	472	128
Elk	277	538	5	820	501	319	9
Greene	153	336	24	513	372	141	13
Huntingdon	312	883	16	1,211	808	403	33
Indiana	460	1,157	90	1,707	1,273	434	39
Jefferson	289	620	38	947	701	246	9
McKean	188	563	18	769	572	197	34
Mifflin	198	622	18	838	641	197	6
Perry	284	562	26	872	609	263	38
Pike	267	493	42	802	547	255	48
Somerset	489	1,033	32	1,554	1,048	506	191
Susquehanna	226	415	12	653	412	241	19
Tioga	198	447	17	662	418	244	39
Venango	274	811	38	1,123	864	259	77
Warren	167	441	15	623	402	221	11
Wayne	166	423	4	593	445	148	3
<u>7th Class Counties</u>							
Juniata	115	242	17	374	257	117	14
Snyder	344	464	26	834	529	305	40
Union	208	393	31	632	419	213	29
Wyoming	224	434	23	681	431	250	47
<u>8th Class Counties</u>							
Cameron	49	76	1	126	76	50	2
Forest	47	109	0	156	104	52	2
Fulton	53	265	12	330	229	101	6
Montour	103	179	5	287	158	129	8
Potter	133	289	10	432	295	137	30
Sullivan	10	53	3	66	49	17	5

Common Pleas Criminal - 2018 New Cases by Offense Type

	Motor Vehicle DWI/DUI	Property	Drug	Person	Public		Motor Vehicle		Total	% of Total		
					Order	Weapon	Other	Other		Felony	Misdemeanor	Summary/ Ungraded
<u>1st Class County</u>												
Philadelphia*	112	2,020	2,624	2,689	300	1,229	12	50	9,036	94.1	5.7	0.2
<u>2nd Class County</u>												
Allegheny	4,018	3,390	3,199	2,724	1,390	723	93	44	15,581	36.8	62.9	0.3
<u>2A Class Counties</u>												
Bucks	2,048	1,762	2,094	849	555	96	39	1	7,444	20.5	79.4	0.1
Delaware	1,462	1,750	2,247	1,280	643	218	60	7	7,667	30.9	68.9	0.2
Montgomery	2,251	2,493	1,818	994	640	155	53	7	8,411	30.2	69.8	<0.1
<u>3rd Class Counties</u>												
Berks	1,096	1,354	1,701	789	540	154	38	3	5,675	27.7	72.2	0.1
Chester	1,684	1,039	623	717	293	101	27	2	4,486	34.0	65.7	0.3
Cumberland	1,119	770	412	502	212	41	17	4	3,077	28.8	71.1	0.1
Dauphin	1,423	1,303	1,368	1,247	609	254	25	10	6,239	39.3	60.6	<0.1
Erie	996	838	530	503	296	84	13	9	3,269	35.8	64.2	<0.1
Lackawanna	551	367	444	469	184	27	9	5	2,056	38.6	60.3	1.2
Lancaster	1,373	1,532	1,093	893	420	141	37	15	5,504	41.3	58.6	0.1
Lehigh	1,483	1,016	1,199	436	332	97	60	3	4,626	22.2	77.5	0.3
Luzerne	1,144	930	869	636	463	72	19	3	4,136	25.8	73.9	0.3
Northampton	1,046	816	1,218	660	325	80	27	3	4,175	21.9	78.0	<0.1
Westmoreland	1,252	1,385	1,151	899	468	116	37	6	5,314	28.1	71.7	0.3
York	1,732	1,755	1,658	977	552	160	74	16	6,924	31.0	68.4	0.6
<u>4th Class Counties</u>												
Beaver	690	588	397	346	214	47	13	4	2,299	33.1	66.6	0.2
Butler	641	503	418	290	132	55	9	3	2,051	32.1	67.9	<0.1
Cambria	468	443	335	345	158	44	12	3	1,808	38.7	60.9	0.4
Centre	487	348	660	261	182	21	10	4	1,973	21.4	78.6	0.1
Fayette	628	713	684	358	245	56	11	6	2,701	30.0	69.9	0.1
Franklin	705	569	472	376	180	38	13	3	2,356	28.8	71.1	0.2
Monroe	988	447	475	422	204	65	18	2	2,621	29.0	70.9	0.2
Schuylkill	382	614	689	348	251	51	10	2	2,347	28.8	70.9	0.3
Washington	906	669	499	453	243	97	27	2	2,896	29.3	70.3	0.4
<u>5th Class Counties</u>												
Adams	632	171	271	176	121	27	10	1	1,409	18.5	81.5	--
Blair	485	484	590	349	216	41	10	5	2,180	37.1	62.8	0.1
Lawrence	281	292	117	131	75	45	3	1	945	39.5	60.3	0.2
Lebanon	311	482	655	379	183	37	7	5	2,059	27.8	71.9	0.2
Lycoming	453	386	569	238	189	35	12	2	1,884	32.9	66.8	0.4
Mercer	617	440	192	328	117	67	8	1	1,770	36.6	63.4	--
Northumberland	289	315	354	211	145	26	14	5	1,359	37.5	62.5	--

* In Philadelphia County, Municipal Court processes the majority of misdemeanor cases.

Common Pleas Criminal - 2018 New Cases by Offense Type

	Motor Vehicle DWI/DUI	Property	Drug	Person	Public		Motor Vehicle		Total	% of Total		
					Order	Weapon	Other	Other		Felony	Misdemeanor	Summary/ Ungraded
<u>6th Class Counties</u>												
Armstrong	313	211	244	146	66	13	5	2	1,000	33.6	66.3	0.1
Bedford	194	120	209	140	57	8	1	1	730	22.9	76.7	0.4
Bradford	188	183	129	138	70	18	5	5	736	37.9	62.0	0.1
Carbon	346	301	476	197	176	56	8	2	1,562	27.0	73.0	--
Clarion	165	114	155	99	53	7	5	1	599	30.2	69.8	--
Clearfield	328	269	184	176	86	19	19	0	1,081	24.3	74.0	1.7
Clinton	148	121	176	92	90	9	3	2	641	20.7	75.4	3.9
Columbia	301	181	233	155	86	16	2	6	980	26.9	73.0	0.1
Crawford	274	263	183	188	96	22	62	3	1,091	30.5	63.3	6.1
Elk	144	135	145	65	38	8	1	2	538	30.1	69.5	0.4
Greene	112	82	33	57	33	15	3	1	336	35.7	63.1	1.2
Huntingdon	176	218	248	119	100	18	4	0	883	40.3	59.3	0.3
Indiana	404	256	242	130	99	19	6	1	1,157	20.1	79.8	0.2
Jefferson	151	142	138	113	64	8	3	1	620	34.0	65.6	0.3
McKean	216	120	76	103	40	2	6	0	563	27.4	71.8	0.9
Mifflin	154	147	91	141	66	17	3	3	622	36.2	63.7	0.2
Perry	167	117	98	117	38	8	13	4	562	26.7	71.4	2.0
Pike	143	127	79	77	52	10	5	0	493	27.6	71.8	0.6
Somerset	327	203	201	189	86	20	5	2	1,033	27.0	73.0	--
Susquehanna	138	72	70	70	49	14	1	1	415	34.7	65.1	0.2
Tioga	153	108	66	79	36	1	3	1	447	24.4	75.6	--
Venango	230	155	122	174	92	31	3	4	811	33.3	66.6	0.1
Warren	141	118	68	83	23	6	1	1	441	41.7	58.3	--
Wayne	122	86	102	68	24	19	2	0	423	30.5	69.5	--
<u>7th Class Counties</u>												
Juniata	43	41	86	48	17	2	3	2	242	27.3	71.1	1.7
Snyder	143	122	67	78	37	13	4	0	464	27.6	72.4	--
Union	111	135	57	51	32	4	2	1	393	31.8	68.2	--
Wyoming	142	99	84	60	40	7	0	2	434	30.2	69.8	--
<u>8th Class Counties</u>												
Cameron	17	11	29	10	4	4	1	0	76	40.8	59.2	--
Forest	30	5	35	20	12	7	0	0	109	32.1	67.9	--
Fulton	84	67	56	30	22	4	2	0	265	30.6	69.1	0.4
Montour	46	44	57	22	6	3	1	0	179	43.6	56.4	--
Potter	69	49	59	63	31	4	13	1	289	30.4	65.1	4.5
Sullivan	16	11	12	6	7	1	0	0	53	20.8	79.2	--

Common Pleas Criminal - 2018 Processed

	Guilty Plea	%	Diversionsary Disposition*	%	Withdrawn/Dismissed	%	Inactive	%
<u>1st Class County</u>								
Philadelphia	7,362	60.6	455	3.7	2,546	21.0	402	3.3
<u>2nd Class County</u>								
Allegheny	11,692	67.0	2,441	14.0	1,390	8.0	1,152	6.6
<u>2A Class Counties</u>								
Bucks	5,530	66.9	1,620	19.6	320	3.9	653	7.9
Delaware	5,859	73.5	1,175	14.7	156	2.0	391	4.9
Montgomery	6,318	69.3	1,458	16.0	302	3.3	796	8.7
<u>3rd Class Counties</u>								
Berks	3,666	60.2	1,728	28.4	256	4.2	254	4.2
Chester	3,370	71.2	926	19.6	135	2.9	203	4.3
Cumberland	2,199	62.8	899	25.7	205	5.9	142	4.1
Dauphin	4,024	65.9	910	14.9	332	5.4	664	10.9
Erie	2,530	65.9	882	23.0	142	3.7	176	4.6
Lackawanna	1,449	65.8	492	22.4	152	6.9	73	3.3
Lancaster	3,557	67.4	1,117	21.2	300	5.7	203	3.8
Lehigh	3,199	61.7	1,642	31.7	114	2.2	202	3.9
Luzerne	3,441	64.6	995	18.7	287	5.4	491	9.2
Northampton	2,850	64.0	1,196	26.9	170	3.8	202	4.5
Westmoreland	3,995	68.7	1,074	18.5	378	6.5	281	4.8
York	5,799	75.8	848	11.1	355	4.6	466	6.1
<u>4th Class Counties</u>								
Beaver	1,606	65.4	591	24.1	138	5.6	78	3.2
Butler	1,551	62.5	545	22.0	198	8.0	171	6.9
Cambria	1,508	67.3	396	17.7	195	8.7	86	3.8
Centre	983	43.0	1,100	48.1	89	3.9	85	3.7
Fayette	1,831	66.2	591	21.4	140	5.1	137	5.0
Franklin	1,657	70.5	456	19.4	130	5.5	35	1.5
Monroe	1,510	56.3	811	30.3	175	6.5	117	4.4
Schuylkill	1,953	64.4	273	9.0	320	10.6	439	14.5
Washington	2,326	67.7	676	19.7	161	4.7	234	6.8
<u>5th Class Counties</u>								
Adams	1,067	67.4	300	19.0	105	6.6	71	4.5
Blair	1,563	69.2	501	22.2	65	2.9	84	3.7
Lawrence	641	58.2	226	20.5	151	13.7	66	6.0
Lebanon	1,612	70.5	342	14.9	98	4.3	146	6.4
Lycoming	1,537	80.7	179	9.4	90	4.7	40	2.1
Mercer	1,165	62.1	359	19.1	215	11.5	107	5.7
Northumberland	834	62.2	213	15.9	82	6.1	202	15.1

* includes other diversionary programs such as Veterans Court.

Common Pleas Criminal - 2018 Processed

	Non-Jury Trial	%	Jury Trial	%	Other	%	Cases Processed
<u>1st Class County</u>							
Philadelphia	933	7.7	339	2.8	113	0.9	12,150
<u>2nd Class County</u>							
Allegheny	621	3.6	115	0.7	47	0.3	17,458
<u>2A Class Counties</u>							
Bucks	50	0.6	40	0.5	58	0.7	8,271
Delaware	131	1.6	74	0.9	182	2.3	7,968
Montgomery	101	1.1	74	0.8	65	0.7	9,114
<u>3rd Class Counties</u>							
Berks	64	1.1	75	1.2	50	0.8	6,093
Chester	46	1.0	37	0.8	17	0.4	4,734
Cumberland	24	0.7	24	0.7	7	0.2	3,500
Dauphin	50	0.8	85	1.4	42	0.7	6,107
Erie	27	0.7	69	1.8	16	0.4	3,842
Lackawanna	7	0.3	14	0.6	14	0.6	2,201
Lancaster	26	0.5	46	0.9	25	0.5	5,274
Lehigh	13	0.3	15	0.3	1	<0.1	5,186
Luzerne	17	0.3	31	0.6	63	1.2	5,325
Northampton	6	0.1	24	0.5	6	0.1	4,454
Westmoreland	44	0.8	25	0.4	18	0.3	5,815
York	47	0.6	84	1.1	54	0.7	7,653
<u>4th Class Counties</u>							
Beaver	19	0.8	17	0.7	6	0.2	2,455
Butler	5	0.2	4	0.2	6	0.2	2,480
Cambria	22	1.0	11	0.5	23	1.0	2,241
Centre	9	0.4	18	0.8	1	<0.1	2,285
Fayette	8	0.3	46	1.7	11	0.4	2,764
Franklin	7	0.3	52	2.2	15	0.6	2,352
Monroe	14	0.5	30	1.1	23	0.9	2,680
Schuylkill	8	0.3	29	1.0	10	0.3	3,032
Washington	11	0.3	8	0.2	20	0.6	3,436
<u>5th Class Counties</u>							
Adams	15	0.9	10	0.6	14	0.9	1,582
Blair	2	0.1	23	1.0	20	0.9	2,258
Lawrence	4	0.4	5	0.5	9	0.8	1,102
Lebanon	13	0.6	74	3.2	3	0.1	2,288
Lycoming	26	1.4	13	0.7	20	1.0	1,905
Mercer	6	0.3	16	0.9	7	0.4	1,875
Northumberland	2	0.1	2	0.1	6	0.4	1,341

Common Pleas Criminal - 2018 Processed

	Guilty Plea	%	Diversionsary Disposition*	%	% Withdrawn/Dismissed	%	Inactive	%
<u>6th Class Counties</u>								
Armstrong	639	64.1	209	21.0	93	9.3	35	3.5
Bedford	575	77.2	125	16.8	17	2.3	16	2.1
Bradford	604	72.4	143	17.1	49	5.9	16	1.9
Carbon	609	49.9	211	17.3	25	2.0	215	17.6
Clarion	388	60.6	172	26.9	55	8.6	9	1.4
Clearfield	772	72.1	183	17.1	31	2.9	59	5.5
Clinton	476	72.5	129	19.6	13	2.0	7	1.1
Columbia	550	54.3	260	25.7	118	11.6	81	8.0
Crawford	930	82.2	121	10.7	44	3.9	24	2.1
Elk	323	64.5	120	24.0	38	7.6	7	1.4
Greene	219	58.9	74	19.9	21	5.6	18	4.8
Huntingdon	523	64.7	192	23.8	57	7.1	17	2.1
Indiana	835	65.6	282	22.2	68	5.3	73	5.7
Jefferson	483	68.9	157	22.4	37	5.3	12	1.7
McKean	342	59.8	124	21.7	36	6.3	7	1.2
Mifflin	491	76.6	93	14.5	33	5.1	7	1.1
Perry	440	72.2	119	19.5	17	2.8	10	1.6
Pike	392	71.7	84	15.4	13	2.4	49	9.0
Somerset	662	63.2	234	22.3	122	11.6	26	2.5
Susquehanna	260	63.1	111	26.9	20	4.9	12	2.9
Tioga	242	57.9	126	30.1	24	5.7	17	4.1
Venango	634	73.4	145	16.8	40	4.6	24	2.8
Warren	296	73.6	79	19.7	17	4.2	5	1.2
Wayne	332	74.6	70	15.7	28	6.3	8	1.8
<u>7th Class Counties</u>								
Juniata	188	73.2	57	22.2	3	1.2	1	0.4
Snyder	371	70.1	83	15.7	40	7.6	27	5.1
Union	293	69.9	85	20.3	19	4.5	9	2.1
Wyoming	300	69.6	84	19.5	24	5.6	14	3.2
<u>8th Class Counties</u>								
Cameron	40	52.6	26	34.2	5	6.6	0	--
Forest	58	55.8	43	41.3	2	1.9	0	--
Fulton	139	60.7	64	27.9	9	3.9	2	0.9
Montour	99	62.7	31	19.6	8	5.1	11	7.0
Potter	201	68.1	71	24.1	5	1.7	5	1.7
Sullivan	30	61.2	11	22.4	5	10.2	1	2.0

* includes other diversionary programs such as Veterans Court.

Common Pleas Criminal - 2018 Processed

	Non-Jury Trial	%	Jury Trial	%	Other	%	Cases Processed
<u>6th Class Counties</u>							
Armstrong	4	0.4	16	1.6	1	0.1	997
Bedford	3	0.4	2	0.3	7	0.9	745
Bradford	8	1.0	10	1.2	4	0.5	834
Carbon	13	1.1	9	0.7	139	11.4	1,221
Clarion	2	0.3	9	1.4	5	0.8	640
Clearfield	0	--	6	0.6	19	1.8	1,070
Clinton	14	2.1	3	0.5	15	2.3	657
Columbia	1	0.1	2	0.2	1	0.1	1,013
Crawford	3	0.3	9	0.8	1	0.1	1,132
Elk	3	0.6	6	1.2	4	0.8	501
Greene	14	3.8	22	5.9	4	1.1	372
Huntingdon	4	0.5	4	0.5	11	1.4	808
Indiana	7	0.5	6	0.5	2	0.2	1,273
Jefferson	1	0.1	6	0.9	5	0.7	701
McKean	24	4.2	23	4.0	16	2.8	572
Mifflin	6	0.9	11	1.7	0	--	641
Perry	3	0.5	5	0.8	15	2.5	609
Pike	2	0.4	1	0.2	6	1.1	547
Somerset	0	--	2	0.2	2	0.2	1,048
Susquehanna	3	0.7	1	0.2	5	1.2	412
Tioga	4	1.0	4	1.0	1	0.2	418
Venango	10	1.2	11	1.3	0	--	864
Warren	0	--	3	0.7	2	0.5	402
Wayne	3	0.7	3	0.7	1	0.2	445
<u>7th Class Counties</u>							
Juniata	4	1.6	2	0.8	2	0.8	257
Snyder	1	0.2	5	0.9	2	0.4	529
Union	0	--	0	--	13	3.1	419
Wyoming	1	0.2	4	0.9	4	0.9	431
<u>8th Class Counties</u>							
Cameron	3	3.9	2	2.6	0	--	76
Forest	0	--	1	1.0	0	--	104
Fulton	4	1.7	9	3.9	2	0.9	229
Montour	0	--	1	0.6	8	5.1	158
Potter	4	1.4	4	1.4	5	1.7	295
Sullivan	0	--	1	2.0	1	2.0	49

Common Pleas Criminal - 2018 Age of Pending Cases

	0-60 Days	%	61-120 Days	%	121-180 Days	%	181-240 Days	%	241-300 Days	%	301-360 Days	%	Over 360 Days	%
<u>1st Class County</u>														
Philadelphia	1,169	20.2	1,244	21.5	794	13.7	589	10.2	458	7.9	359	6.2	1,165	20.2
<u>2nd Class County</u>														
Allegheny	2,229	27.2	2,056	25.1	1,351	16.5	759	9.3	491	6.0	364	4.4	943	11.5
<u>2A Class Counties</u>														
Bucks	1,083	36.6	1,011	34.1	607	20.5	134	4.5	45	1.5	20	0.7	61	2.1
Delaware	1,188	41.8	633	22.3	317	11.2	191	6.7	139	4.9	85	3.0	287	10.1
Montgomery	1,326	28.3	1,285	27.4	690	14.7	426	9.1	322	6.9	202	4.3	437	9.3
<u>3rd Class Counties</u>														
Berks	869	32.4	604	22.5	318	11.9	219	8.2	174	6.5	129	4.8	367	13.7
Chester	688	40.5	516	30.4	201	11.8	116	6.8	55	3.2	37	2.2	86	5.1
Cumberland	496	30.6	424	26.1	201	12.4	139	8.6	108	6.7	75	4.6	179	11.0
Dauphin	1,079	19.9	879	16.2	873	16.1	584	10.8	426	7.9	385	7.1	1,189	22.0
Erie	519	37.0	376	26.8	208	14.8	111	7.9	58	4.1	43	3.1	89	6.3
Lackawanna	322	42.3	199	26.1	100	13.1	48	6.3	33	4.3	14	1.8	45	5.9
Lancaster	918	31.7	844	29.1	414	14.3	267	9.2	169	5.8	87	3.0	200	6.9
Lehigh	688	53.5	337	26.2	110	8.6	60	4.7	29	2.3	23	1.8	39	3.0
Luzerne	652	32.5	415	20.7	280	14.0	167	8.3	108	5.4	74	3.7	308	15.4
Northampton	614	44.5	432	31.3	149	10.8	69	5.0	41	3.0	17	1.2	57	4.1
Westmoreland	852	32.1	489	18.4	308	11.6	225	8.5	156	5.9	143	5.4	480	18.1
York	1,051	34.2	820	26.7	417	13.6	264	8.6	168	5.5	114	3.7	242	7.9
<u>4th Class Counties</u>														
Beaver	317	39.1	175	21.6	139	17.2	67	8.3	46	5.7	17	2.1	49	6.0
Butler	327	32.3	199	19.6	135	13.3	100	9.9	74	7.3	67	6.6	111	11.0
Cambria	302	33.4	173	19.2	165	18.3	96	10.6	43	4.8	38	4.2	86	9.5
Centre	215	38.0	96	17.0	82	14.5	65	11.5	42	7.4	22	3.9	44	7.8
Fayette	337	28.1	259	21.6	202	16.9	137	11.4	124	10.4	74	6.2	65	5.4
Franklin	206	35.5	116	20.0	54	9.3	39	6.7	44	7.6	24	4.1	98	16.9
Monroe	425	38.0	264	23.6	135	12.1	91	8.1	66	5.9	47	4.2	90	8.1
Schuylkill	343	20.8	345	20.9	276	16.7	204	12.3	135	8.2	73	4.4	277	16.8
Washington	386	37.5	227	22.0	130	12.6	91	8.8	62	6.0	40	3.9	94	9.1
<u>5th Class Counties</u>														
Adams	198	52.1	128	33.7	22	5.8	13	3.4	10	2.6	1	0.3	8	2.1
Blair	300	24.1	330	26.5	116	9.3	94	7.5	62	5.0	37	3.0	308	24.7
Lawrence	132	25.8	128	25.0	79	15.4	51	10.0	25	4.9	26	5.1	71	13.9
Lebanon	335	30.4	319	28.9	192	17.4	129	11.7	57	5.2	28	2.5	42	3.8
Lycoming	237	27.3	150	17.3	111	12.8	74	8.5	68	7.8	59	6.8	169	19.5
Mercer	324	38.1	242	28.5	132	15.5	67	7.9	30	3.5	18	2.1	37	4.4
Northumberland	247	33.3	141	19.0	80	10.8	49	6.6	70	9.4	40	5.4	114	15.4

Common Pleas Criminal - 2018 Age of Pending Cases

	0-60		61-120		121-180		181-240		241-300		301-360		Over 360	
	Days	%	Days	%	Days	%	Days	%	Days	%	Days	%	Days	%
<u>6th Class Counties</u>														
Armstrong	149	25.8	180	31.1	115	19.9	54	9.3	32	5.5	18	3.1	30	5.2
Bedford	65	20.1	107	33.1	63	19.5	31	9.6	27	8.4	12	3.7	18	5.6
Bradford	90	43.5	77	37.2	21	10.1	9	4.3	2	1.0	3	1.4	5	2.4
Carbon	275	16.0	215	12.5	175	10.2	105	6.1	147	8.5	140	8.1	664	38.6
Clarion	75	33.9	71	32.1	32	14.5	25	11.3	12	5.4	4	1.8	2	0.9
Clearfield	140	29.7	109	23.1	100	21.2	56	11.9	35	7.4	12	2.5	20	4.2
Clinton	59	33.3	56	31.6	27	15.3	13	7.3	9	5.1	5	2.8	8	4.5
Columbia	176	23.8	115	15.6	124	16.8	61	8.3	65	8.8	46	6.2	152	20.6
Crawford	193	40.9	124	26.3	67	14.2	31	6.6	10	2.1	6	1.3	41	8.7
Elk	89	27.9	85	26.6	44	13.8	45	14.1	29	9.1	12	3.8	15	4.7
Greene	59	41.8	41	29.1	17	12.1	12	8.5	4	2.8	4	2.8	4	2.8
Huntingdon	189	46.9	60	14.9	47	11.7	20	5.0	23	5.7	14	3.5	50	12.4
Indiana	205	47.2	123	28.3	67	15.4	10	2.3	10	2.3	8	1.8	11	2.5
Jefferson	97	39.4	87	35.4	36	14.6	15	6.1	3	1.2	0	--	8	3.3
McKean	66	33.5	38	19.3	30	15.2	14	7.1	15	7.6	12	6.1	22	11.2
Mifflin	66	33.5	43	21.8	28	14.2	17	8.6	25	12.7	5	2.5	13	6.6
Perry	83	31.6	79	30.0	36	13.7	11	4.2	12	4.6	6	2.3	36	13.7
Pike	65	25.5	46	18.0	27	10.6	22	8.6	20	7.8	18	7.1	57	22.4
Somerset	158	31.2	142	28.1	70	13.8	44	8.7	30	5.9	19	3.8	43	8.5
Susquehanna	55	22.8	56	23.2	43	17.8	33	13.7	16	6.6	13	5.4	25	10.4
Tioga	72	29.5	79	32.4	45	18.4	14	5.7	13	5.3	12	4.9	9	3.7
Venango	107	41.3	76	29.3	42	16.2	10	3.9	7	2.7	3	1.2	14	5.4
Warren	83	37.6	68	30.8	32	14.5	16	7.2	8	3.6	7	3.2	7	3.2
Wayne	51	34.5	32	21.6	22	14.9	11	7.4	12	8.1	4	2.7	16	10.8
<u>7th Class Counties</u>														
Juniata	25	21.4	29	24.8	9	7.7	11	9.4	13	11.1	4	3.4	26	22.2
Snyder	72	23.6	80	26.2	65	21.3	33	10.8	17	5.6	14	4.6	24	7.9
Union	68	31.9	49	23.0	45	21.1	19	8.9	8	3.8	5	2.3	19	8.9
Wyoming	75	30.0	40	16.0	42	16.8	28	11.2	15	6.0	11	4.4	39	15.6
<u>8th Class Counties</u>														
Cameron	17	34.0	4	8.0	8	16.0	8	16.0	4	8.0	4	8.0	5	10.0
Forest	25	48.1	9	17.3	9	17.3	3	5.8	4	7.7	2	3.8	0	--
Fulton	40	39.6	33	32.7	14	13.9	2	2.0	1	1.0	0	--	11	10.9
Montour	22	17.1	22	17.1	17	13.2	17	13.2	10	7.8	3	2.3	38	29.5
Potter	57	41.6	29	21.2	25	18.2	8	5.8	8	5.8	2	1.5	8	5.8
Sullivan	9	52.9	6	35.3	0	--	2	11.8	0	--	0	--	0	--

CRIMINAL

... cases in which a person is charged with having committed or omitted an act against the state.

Age of Pending Cases	A breakdown of the active criminal caseload by the interval of time elapsed from the date of first filing or refiling to the last day of the year. Age does not include lower court time elapsed from complaint or arrest until filing at the common pleas level.
Begin Pending	Active cases awaiting adjudication at the start of the reporting period, or the first day of the year.
Cases Available for Processing	The sum of Begin Pending plus New Cases Filed plus Reopened Cases for the calendar year.
Cases Awaiting Sentencing	Refers to those cases in which a guilty verdict has been rendered or a guilty plea accepted, but for which the penalty has not yet been imposed.
Cases Processed	<p>To count as processed; a case must have been Adjudicated or Closed during the reporting period. These cases are then categorized by disposition type and include:</p> <p>Diversionary Disposition: A disposition category for cases in which the defendant is accepted into a state or county ARD (Accelerated Rehabilitative Disposition) program, which is a pre-trial diversionary program similar to probation. Upon successful completion of all conditions of the program, the defendant may petition the court to dismiss the charges. If an ARD is unsuccessful the case will reappear in the active caseload as a Refiled/ Reopened Case.</p> <p>Guilty Plea: A disposition category for cases in which the defendant admits having committed an offense for which he is charged, or admits to a lesser felony, misdemeanor or summary offense.</p> <p>Inactive: A disposition category for cases in which the defendant is not available for processing, including defendants declared fugitive, those with a pre-adjudicatory warrant, and those in the custody of another jurisdiction.</p> <p>Jury Trial: A disposition category for cases adjudicated following the verdict of a jury.</p> <p>Non-Jury Trial: A disposition category for cases adjudicated by the verdict of a judge.</p> <p>Other: Includes cases that were processed with any disposition that is not counted in any other category. These can include specific dispositions such as <i>Defendant Deceased</i> or <i>Case Transferred</i>, but also cases that are <i>Uncategorized</i>, i.e. there is a change in status from Active to Adjudicated or Closed but there is no associated final disposition recorded on the case.</p>

Withdrawn/Dismissed (quashed, nolle prosequi, etc.):

Withdrawn: Cases in which the charges against the defendant have been retracted.

Dismissed: Cases in which the jurisdiction of the court is terminated by the court.

Nol Pros/Nolle Prosequi: A formal notice on the record that the prosecution will not proceed with the case that has been accepted by the court.

End Pending

The sum of Cases Available for Disposition less Cases Processed for the calendar year. This is the total number of cases awaiting disposition at the end of the year.

New Cases

A new criminal action is initiated with a Misdemeanor or Felony case held for or waived to common pleas court after a preliminary hearing. The unit of count is the OTN (Offense Tracking Number).

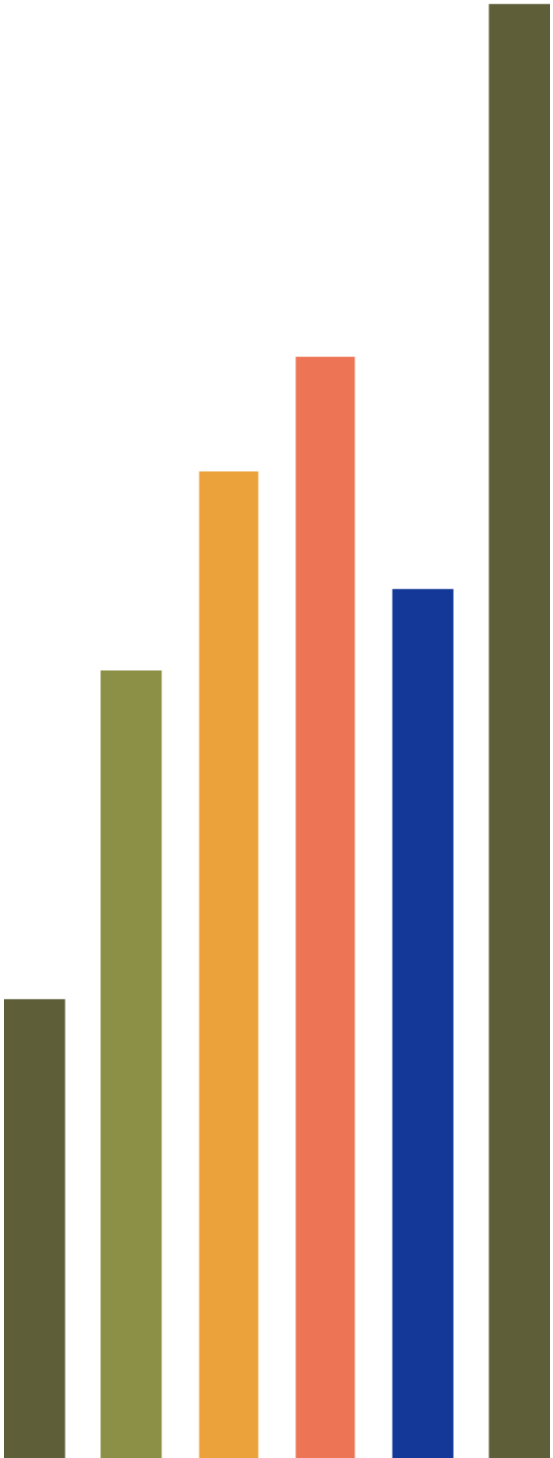
Misdemeanor: A statutory class of crime generally less serious than a felony offense and punishable by a fine, a jail term not to exceed five years, or both.

Felony: A crime, typically involving violence, regarded as more serious than a misdemeanor and punishable by imprisonment.

Refiled/Reopened Cases

Cases that were previously closed or inactive and became active during the reporting period. Included are cases that are re-filed, cases with a pre-adjudicatory warrant returned, cases previously disposed as a diversionary disposition but ARD was unsuccessful, or a guilty plea was withdrawn.

Civil Caseload



2018 Common Pleas State Totals

Civil Caseload

Civil Action & Civil Other

Cases Pending 1/1/18 **225,611^(R)**

Docketed Cases 138,778
 Arbitration Appeals 2,533
 Cases Transferred In 779
 Returned to Active 4,018

Cases Available for Processing **371,719**

Cases Processed **165,296**

End Pending 12/31/18 **206,423**

End Pending Breakdown:

Civil Action **118,427** **57.4%**
Civil Other **87,996** **42.6%**

Age of Pending Civil Actions

0-6 Months	34,371	30.4%
7-12 Months	20,341	18.0%
13-18 Months	14,270	12.6%
19-24 Months	13,349	11.8%
25-30 Months	6,969	6.2%
31-36 Months	4,604	4.1%
37-42 Months	3,360	3.0%
43-48 Months	2,608	2.3%
49-54 Months	2,114	1.9%
55-60 Months	1,456	1.3%
61-66 Months	1,222	1.1%
67-72 Months	984	0.9%
Over 72 Months	7,590	6.7%

Total **113,238**

Of the Docketed Cases:

Civil Action 79,656 57.4%
 Civil Other 59,122 42.6%

* Civil Other includes:

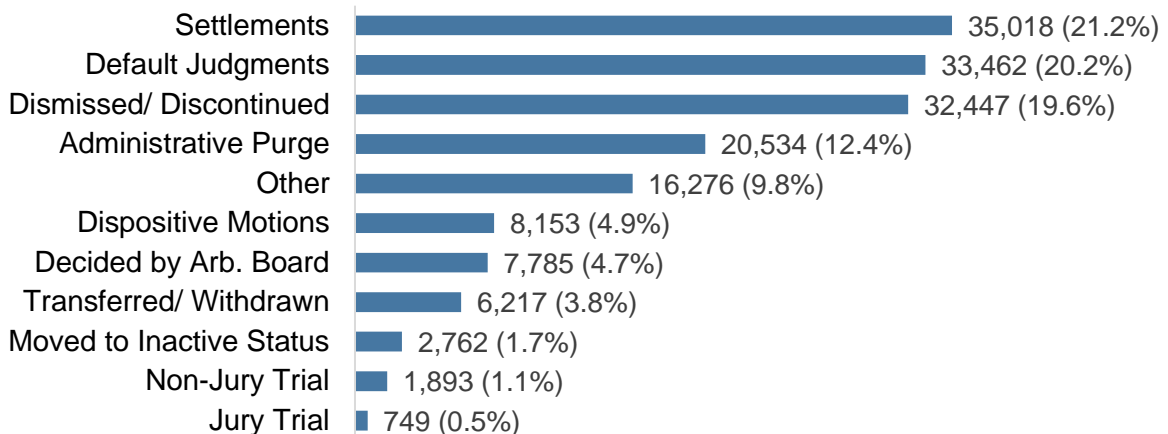
Real Property - Ejectment, Eminent Domain/Condemnation, Mortgage Foreclosure: Residential and Commercial, Partition, Quiet Title

Civil Appeals - Board of Assessment, Board of Election, Department of Transportation, Zoning Board, Statutory Appeals

Miscellaneous - Common Law/Statutory Arbitration, Declaratory Judgment, Mandamus, Non-Domestic Restraining Orders, Quo Warranto, Replevin

Pro Se Filings 9,353
 Class Action Suits 150
 MDJ Appeals 6,357

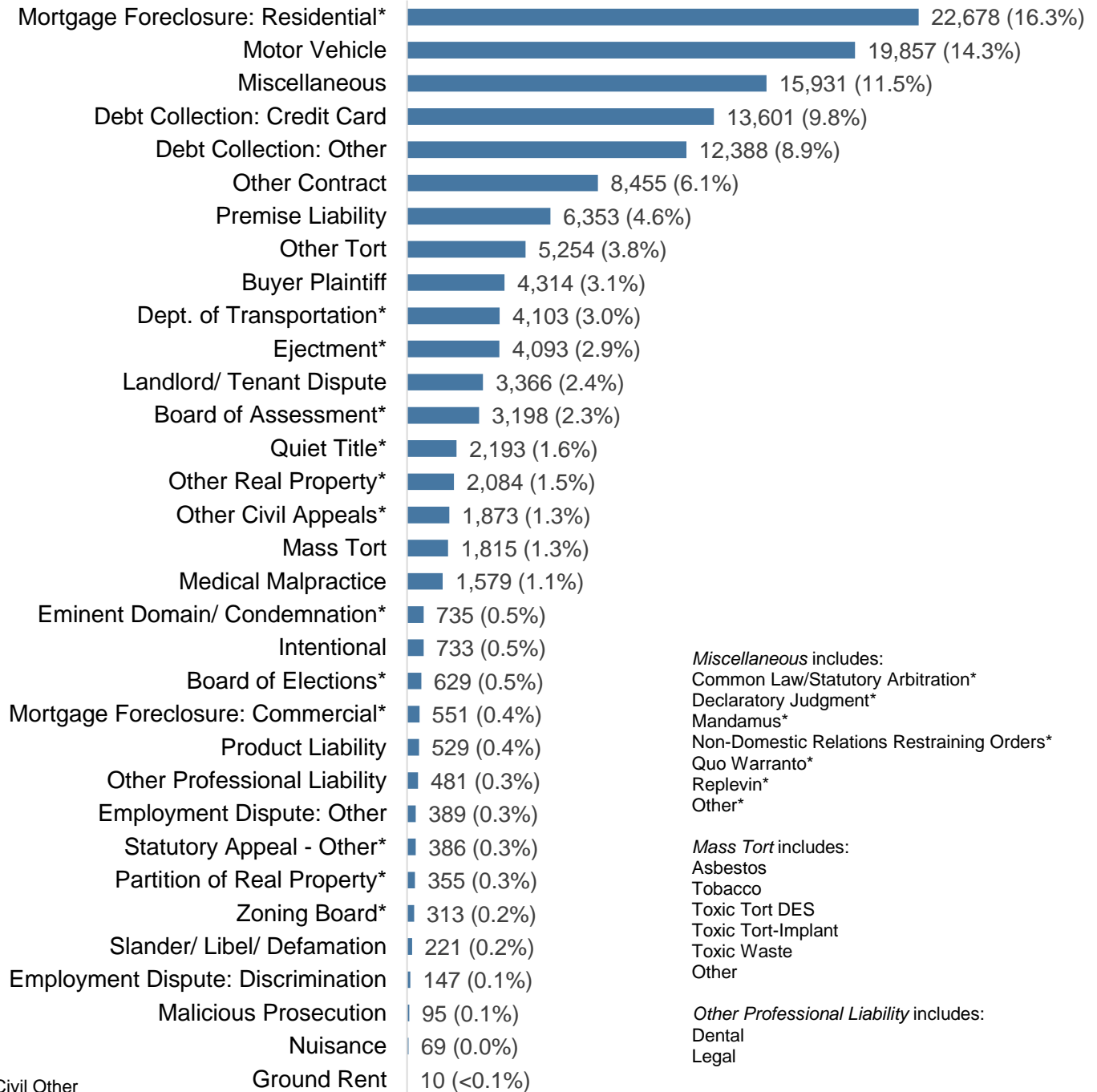
Processed By:



2018 Common Pleas State Totals

Civil Case Types

Civil Case Types:



Total Filings By Case Category

Contract (does not include judgments)	39,294	28.3%	Civil Appeals - Admin. Agencies	10,502	7.6%
Real Property	36,065	26.0%	Mass Tort	1,815	1.3%
Tort (does not include mass tort)	33,111	23.9%	Professional Liability	2,060	1.5%
Miscellaneous	15,931	11.5%	Total	138,778	

Common Pleas Civil Action & Civil Other - 2018 Filings

End Pending Breakdown

	Begin Pending	Docketed Cases	Arb. Appeals	Cases Transf'd In	Returned to Active	Cases Processed	End Pending	Civil Action	Civil Other
<u>1st Class County</u>									
Philadelphia	41,299	40,935	1,543	0	2,983	50,864	35,896	27,905	7,991
<u>2nd Class County</u>									
Allegheny	13,146 (R)	13,833	287	1	300	16,568	10,999	9,586	1,413
<u>2A Class Counties</u>									
Bucks	7,047	6,007	58	81	0	6,271	6,922	5,298	1,624
Delaware	5,917 (R)	6,197	171	79	10	5,831	6,543	4,259	2,284
Montgomery	18,282 (R)	7,507	135	144	55	9,347	16,776	8,530	8,246
<u>3rd Class Counties</u>									
Berks	4,130	3,085	10	19	56	3,332	3,968	2,212	1,756
Chester	3,627	3,935	28	40	93	3,608	4,115	2,312	1,803
Cumberland	5,254	1,666	14	0	0	2,061	4,873	2,551	2,322
Dauphin	2,203	2,472	9	11	14	2,829	1,880	1,818	62
Erie	4,146	2,205	9	0	0	2,884	3,476	1,930	1,546
Lackawanna	12,502	3,023	8	125	0	3,890	11,768	6,229	5,539
Lancaster	9,742	2,599	19	11	0	5,023	7,348	4,053	3,295
Lehigh	2,801	3,267	60	23	38	3,649	2,540	1,775	765
Luzerne	14,614 (R)	3,053	15	0	0	6,656	11,026	6,021	5,005
Northampton	10,836 (R)	2,744	34	177	63	2,707	11,147	2,912	8,235
Westmoreland	7,208	2,853	23	0	17	2,594	7,507	2,341	5,166
York	3,197	3,275	12	4	7	3,314	3,181	2,135	1,046
<u>4th Class Counties</u>									
Beaver	2,019 (R)	1,450	6	5	73	1,944	1,609	877	732
Butler	1,381 (R)	1,176	4	0	2	1,115	1,448	982	466
Cambria	2,822 (R)	1,083	2	0	19	1,106	2,820	1,291	1,529
Centre	853	844	8	0	10	760	955	478	477
Fayette	1,620	1,377	6	0	144	1,769	1,378	921	457
Franklin	1,110 (R)	1,144	0	0	31	1,084	1,201	680	521
Monroe	7,714 (R)	3,489	19	3	0	3,172	8,053	2,074	5,979
Schuylkill	2,351	1,376	0	0	10	1,775	1,962	1,353	609
Washington	4,445	1,414	10	0	0	2,978	2,891	86	2,805
<u>5th Class Counties</u>									
Adams	459 (R)	640	3	3	17	740	382	224	158
Blair	877	1,117	1	2	0	922	1,075	728	347
Lawrence	1,219 (R)	671	0	0	0	657	1,233	729	504
Lebanon	1,116	862	4	8	9	905	1,094	799	295
Lycoming	713 (R)	841	7	2	3	874	692	468	224
Mercer	1,002	980	0	0	1	967	1,016	493	523
Northumberland	1,174 (R)	640	0	2	0	476	1,340	865	475

(R) - Revised

Common Pleas Civil Action & Civil Other - 2018 Filings

End Pending Breakdown

	Begin Pending	Docketed Cases	Arb. Appeals	Cases Transf'd In	Returned to Active	Cases Processed	End Pending	Civil Action	Civil Other
<u>6th Class Counties</u>									
Armstrong	512	506	0	0	0	570	448	297	151
Bedford	635	303	0	0	1	288	651	329	322
Bradford	1,651	511	0	0	1	557	1,606	707	899
Carbon	479	755	8	2	3	765	482	301	181
Clarion	374 (R)	239	0	0	0	178	435	216	219
Clearfield	588	613	1	0	0	649	553	250	303
Clinton	182	321	0	0	0	320	183	111	72
Columbia	482	462	0	0	0	469	475	318	157
Crawford	659	578	3	2	0	576	666	398	268
Elk	356	191	0	0	0	198	349	220	129
Greene	276	284	3	3	1	306	261	119	142
Huntingdon	504	320	0	0	3	304	523	318	205
Indiana	1,587	581	0	31	0	615	1,584	544	1,040
Jefferson	288 (R)	359	0	0	0	385	262	177	85
McKean	260	233	0	0	0	194	299	167	132
Mifflin	326	266	0	1	4	456	141	131	10
Perry	385	218	0	0	0	155	448	264	184
Pike	1,001	745	0	0	0	922	824	451	373
Somerset	698	613	2	0	13	658	668	413	255
Susquehanna	1,017	335	0	0	0	217	1,135	627	508
Tioga	12,074 (R)	209	0	0	0	966	11,317	5,189	6,128
Venango	758	351	0	0	0	308	801	396	405
Warren	309 (R)	251	0	0	0	261	299	156	143
Wayne	395 (R)	548	6	0	32	586	395	237	158
<u>7th Class Counties</u>									
Juniata	590	95	0	0	0	135	550	273	277
Snyder	229	254	4	0	5	282	210	126	84
Union	215 (R)	175	1	0	0	266	125	92	33
Wyoming	903	233	0	0	0	748	388	134	254
<u>8th Class Counties</u>									
Cameron	46	44	0	0	0	34	56	26	30
Forest	61	49	0	0	0	49	61	28	33
Fulton	84	92	0	0	0	80	96	62	34
Montour	341 (R)	150	0	0	0	79	412	202	210
Potter	342	87	0	0	0	28	401	158	243
Sullivan	178	47	0	0	0	20	205	75	130

(R) - Revised

Common Pleas Civil Action Civil Other - 2018 Docketed Cases by Case Type

	Contract	%	Real Property	%	Tort	%	Miscellaneous	%	Civil Appeals (Administrative Agencies)	%
<u>1st Class County</u>										
Philadelphia	4,828	11.8	6,090	14.9	15,562	38.0	10,498*	25.6	1,836	4.5
<u>2nd Class County</u>										
Allegheny	3,830	27.7	4,130	29.9	2,780	20.1	113	0.8	2,580	18.7
<u>2A Class Counties</u>										
Bucks	2,120	35.3	1,605	26.7	1,231	20.5	530	8.8	402	6.7
Delaware	1,539	24.8	1,889	30.5	1,779	28.7	298	4.8	597	9.6
Montgomery	2,605	34.7	1,780	23.7	1,904	25.4	475	6.3	584	7.8
<u>3rd Class Counties</u>										
Berks	980	31.8	1,078	34.9	547	17.7	150	4.9	287	9.3
Chester	1,717	43.6	919	23.4	618	15.7	307	7.8	319	8.1
Cumberland	701	42.1	479	28.8	243	14.6	134	8.0	93	5.6
Dauphin	742	30.0	864	35.0	479	19.4	167	6.8	164	6.6
Erie	903	41.0	629	28.5	414	18.8	85	3.9	143	6.5
Lackawanna	1,004	33.2	989	32.7	568	18.8	197	6.5	223	7.4
Lancaster	1,051	40.4	717	27.6	472	18.2	104	4.0	200	7.7
Lehigh	1,028	31.5	805	24.6	796	24.4	76	2.3	438	13.4
Luzerne	893	29.2	948	31.1	678	22.2	278	9.1	184	6.0
Northampton	1,016	37.0	802	29.2	537	19.6	82	3.0	265	9.7
Westmoreland	943	33.1	974	34.1	426	14.9	185	6.5	297	10.4
York	1,240	37.9	1,249	38.1	464	14.2	100	3.1	177	5.4
<u>4th Class Counties</u>										
Beaver	361	24.9	601	41.4	171	11.8	209	14.4	87	6.0
Butler	503	42.8	328	27.9	214	18.2	61	5.2	59	5.0
Cambria	510	47.1	292	27.0	110	10.2	77	7.1	57	5.3
Centre	375	44.4	179	21.2	136	16.1	68	8.1	76	9.0
Fayette	654	47.5	414	30.1	136	9.9	76	5.5	79	5.7
Franklin	446	39.0	428	37.4	111	9.7	115	10.1	34	3.0
Monroe	1,113	31.9	1,668	47.8	419	12.0	141	4.0	139	4.0
Schuylkill	517	37.6	453	32.9	248	18.0	54	3.9	82	6.0
Washington	189	13.4	533	37.7	339	24.0	166	11.7	163	11.5
<u>5th Class Counties</u>										
Adams	225	35.2	243	38.0	69	10.8	50	7.8	47	7.3
Blair	587	52.6	279	25.0	130	11.6	58	5.2	42	3.8
Lawrence	300	44.7	216	32.2	90	13.4	47	7.0	8	1.2
Lebanon	361	41.9	278	32.3	89	10.3	65	7.5	52	6.0
Lycoming	367	43.6	273	32.5	108	12.8	28	3.3	51	6.1
Mercer	358	36.5	356	36.3	127	13.0	69	7.0	56	5.7
Northumberland	340	53.1	193	30.2	62	9.7	26	4.1	14	2.2

* See note on page 44

A breakdown of case types can be found at www.pacourts.us.

Common Pleas Civil Action Civil Other - 2018 Docketed Cases by Case Type

	Mass Tort	%	Professional Liability	%	Docketed Cases	Of the Docketed Cases:		
						Pro Se Filings	Class Action Suits	MDJ Appeals
<u>1st Class County</u>								
Philadelphia	1,594**	3.9	527	1.3	40,935	1,228	31	786
<u>2nd Class County</u>								
Allegheny	65	0.5	335	2.4	13,833	4,310	31	899
<u>2A Class Counties</u>								
Bucks	17	0.3	102	1.7	6,007	303	2	236
Delaware	0	--	95	1.5	6,197	71	4	234
Montgomery	7	0.1	152	2.0	7,507	247	5	207
<u>3rd Class Counties</u>								
Berks	1	<0.1	42	1.4	3,085	93	7	162
Chester	2	0.1	53	1.3	3,935	252	4	252
Cumberland	1	0.1	15	0.9	1,666	117	0	94
Dauphin	14	0.6	42	1.7	2,472	252	0	269
Erie	2	0.1	29	1.3	2,205	163	28	153
Lackawanna	3	0.1	39	1.3	3,023	158	0	196
Lancaster	1	<0.1	54	2.1	2,599	18	0	153
Lehigh	63	1.9	61	1.9	3,267	179	0	237
Luzerne	4	0.1	68	2.2	3,053	177	1	148
Northampton	0	--	42	1.5	2,744	170	3	171
Westmoreland	1	<0.1	27	0.9	2,853	291	0	242
York	1	<0.1	44	1.3	3,275	83	5	102
<u>4th Class Counties</u>								
Beaver	2	0.1	19	1.3	1,450	94	4	153
Butler	0	--	11	0.9	1,176	56	1	92
Cambria	24	2.2	13	1.2	1,083	228	1	110
Centre	0	--	10	1.2	844	85	1	51
Fayette	1	0.1	17	1.2	1,377	2	1	117
Franklin	0	--	10	0.9	1,144	66	3	15
Monroe	0	--	9	0.3	3,489	3	6	145
Schuylkill	7	0.5	15	1.1	1,376	30	0	98
Washington	0	--	24	1.7	1,414	0	0	252
<u>5th Class Counties</u>								
Adams	0	--	6	0.9	640	44	0	29
Blair	0	--	21	1.9	1,117	84	0	105
Lawrence	1	0.1	9	1.3	671	4	1	4
Lebanon	0	--	17	2.0	862	59	1	51
Lycoming	0	--	14	1.7	841	1	0	33
Mercer	0	--	14	1.4	980	16	1	39
Northumberland	0	--	5	0.8	640	2	0	5

** See note on page 44.

A breakdown of case types can be found at www.pacourts.us.

Common Pleas Civil Action Civil Other - 2018 Docketed Cases by Case Type

	Contract	%	Real Property	%	Tort	%	Miscellaneous	%	Civil Appeals (Administrative Agencies)	%
<u>6th Class Counties</u>										
Armstrong	244	48.2	161	31.8	37	7.3	27	5.3	33	6.5
Bedford	141	46.5	97	32.0	26	8.6	16	5.3	23	7.6
Bradford	221	43.2	102	20.0	44	8.6	89	17.4	49	9.6
Carbon	287	38.0	267	35.4	89	11.8	71	9.4	34	4.5
Clarion	89	37.2	70	29.3	22	9.2	32	13.4	22	9.2
Clearfield	256	41.8	194	31.6	62	10.1	58	9.5	34	5.5
Clinton	144	44.9	88	27.4	28	8.7	29	9.0	29	9.0
Columbia	211	45.7	138	29.9	60	13.0	23	5.0	25	5.4
Crawford	258	44.6	166	28.7	63	10.9	38	6.6	40	6.9
Elk	99	51.8	46	24.1	18	9.4	12	6.3	12	6.3
Greene	126	44.4	80	28.2	35	12.3	10	3.5	28	9.9
Huntingdon	135	42.2	94	29.4	33	10.3	30	9.4	26	8.1
Indiana	312	53.7	147	25.3	49	8.4	20	3.4	42	7.2
Jefferson	182	50.7	77	21.4	36	10.0	28	7.8	29	8.1
McKean	136	58.4	67	28.8	12	5.2	15	6.4	3	1.3
Mifflin	69	25.9	79	29.7	29	10.9	70	26.3	17	6.4
Perry	102	46.8	75	34.4	18	8.3	14	6.4	9	4.1
Pike	258	34.6	355	47.7	69	9.3	48	6.4	15	2.0
Somerset	302	49.3	161	26.3	55	9.0	28	4.6	55	9.0
Susquehanna	176	52.5	98	29.3	30	9.0	17	5.1	13	3.9
Tioga	97	46.4	58	27.8	16	7.7	26	12.4	9	4.3
Venango	174	49.6	108	30.8	27	7.7	19	5.4	19	5.4
Warren	104	41.4	98	39.0	20	8.0	15	6.0	13	5.2
Wayne	236	43.1	194	35.4	56	10.2	25	4.6	35	6.4
<u>7th Class Counties</u>										
Juniata	54	56.8	34	35.8	6	6.3	1	1.1	0	--
Snyder	135	53.1	65	25.6	30	11.8	14	5.5	9	3.5
Union	80	45.7	40	22.9	25	14.3	19	10.9	7	4.0
Wyoming	109	46.8	72	30.9	22	9.4	19	8.2	11	4.7
<u>8th Class Counties</u>										
Cameron	25	56.8	14	31.8	2	4.5	0	--	3	6.8
Forest	19	38.8	11	22.4	5	10.2	11	22.4	2	4.1
Fulton	53	57.6	29	31.5	5	5.4	1	1.1	4	4.3
Montour	53	35.3	48	32.0	18	12.0	10	6.7	9	6.0
Potter	44	50.6	31	35.6	3	3.4	3	3.4	6	6.9
Sullivan	17	36.2	20	42.6	4	8.5	4	8.5	2	4.3

A breakdown of case types can be found at www.pacourts.us.

Common Pleas Civil Action Civil Other - 2018 Docketed Cases by Case Type

	Mass Tort	%	Professional Liability		Docketed Cases	Of the Docketed Cases:		
				%		Pro Se Filings	Class Action Suits	MDJ Appeals
<u>6th Class Counties</u>								
Armstrong	0	--	4	0.8	506	28	0	37
Bedford	0	--	0	--	303	0	1	2
Bradford	0	--	6	1.2	511	37	0	36
Carbon	0	--	7	0.9	755	93	0	43
Clarion	0	--	4	1.7	239	23	0	20
Clearfield	0	--	9	1.5	613	2	0	24
Clinton	1	0.3	2	0.6	321	14	0	20
Columbia	0	--	5	1.1	462	16	0	42
Crawford	0	--	13	2.2	578	39	0	43
Elk	0	--	4	2.1	191	0	0	4
Greene	0	--	5	1.8	284	4	0	18
Huntingdon	0	--	2	0.6	320	43	0	24
Indiana	0	--	11	1.9	581	34	2	35
Jefferson	0	--	7	1.9	359	10	2	16
McKean	0	--	0	--	233	0	0	0
Mifflin	0	--	2	0.8	266	47	1	8
Perry	0	--	0	--	218	0	0	0
Pike	0	--	0	--	745	6	0	0
Somerset	0	--	12	2.0	613	5	0	53
Susquehanna	0	--	1	0.3	335	4	1	7
Tioga	2	1.0	1	0.5	209	2	0	11
Venango	0	--	4	1.1	351	1	0	9
Warren	0	--	1	0.4	251	1	0	0
Wayne	1	0.2	1	0.2	548	15	2	22
<u>7th Class Counties</u>								
Juniata	0	--	0	--	95	0	0	0
Snyder	0	--	1	0.4	254	12	0	16
Union	0	--	4	2.3	175	13	0	10
Wyoming	0	--	0	--	233	10	0	10
<u>8th Class Counties</u>								
Cameron	0	--	0	--	44	0	0	3
Forest	0	--	1	2.0	49	5	0	0
Fulton	0	--	0	--	92	0	0	1
Montour	0	--	12	8.0	150	0	0	1
Potter	0	--	0	--	87	2	0	2
Sullivan	0	--	0	--	47	1	0	0

A breakdown of case types can be found at www.pacourts.us.

Common Pleas Civil Action Civil Other - 2018 Processed

Non-Trial:											
	Settlements	%	Default Judgments	%	Dismissed/ Discontinued	%	Administrative Purge	%	Dispositive Motions	%	
<u>1st Class County</u>											
Philadelphia	14,752	29.0	3,545	7.0	11,947	23.5	859	1.7	2,150	4.2	
<u>2nd Class County</u>											
Allegheny	4,084	24.6	2,366	14.3	3,729	22.5	2,478	15.0	1,373	8.3	
<u>2A Class Counties</u>											
Bucks	157	2.5	1,601	25.5	2,159	34.4	501	8.0	2	<0.1	
Delaware	1,677	28.8	1,508	25.9	202	3.5	0	--	295	5.1	
Montgomery	3,843	41.1	1,717	18.4	0	--	3,003	32.1	0	--	
<u>3rd Class Counties</u>											
Berks	725	21.8	998	30.0	527	15.8	318	9.5	409	12.3	
Chester	987	27.4	1,327	36.8	0	--	--	--	757	21.0	
Cumberland	910	44.2	621	30.1	0	--	262	12.7	49	2.4	
Dauphin	422	14.9	764	27.0	401	14.2	331	11.7	47	1.7	
Erie	904	31.3	788	27.3	20	0.7	417	14.5	632	21.9	
Lackawanna	670	17.2	23	0.6	525	13.5	2,246	57.7	161	4.1	
Lancaster	53	1.1	1,147	22.8	58	1.2	347	6.9	195	3.9	
Lehigh	1,165	31.9	955	26.2	642	17.6	128	3.5	75	2.1	
Luzerne	52	0.8	811	12.2	1,192	17.9	4,369	65.6	0	--	
Northampton	74	2.7	844	31.2	1,333	49.2	0	--	77	2.8	
Westmoreland	602	23.2	1,061	40.9	335	12.9	174	6.7	179	6.9	
York	22	0.7	1,295	39.1	1,138	34.3	283	8.5	350	10.6	
<u>4th Class Counties</u>											
Beaver	334	17.2	417	21.5	218	11.2	485	24.9	9	0.5	
Butler	210	18.8	382	34.3	329	29.5	107	9.6	30	2.7	
Cambria	29	2.6	383	34.6	411	37.2	173	15.6	12	1.1	
Centre	47	6.2	214	28.2	319	42.0	9	1.2	48	6.3	
Fayette	59	3.3	539	30.5	667	37.7	210	11.9	225	12.7	
Franklin	65	6.0	414	38.2	433	39.9	92	8.5	2	0.2	
Monroe	36	1.1	1,705	53.8	1,256	39.6	0	--	2	0.1	
Schuylkill	521	29.4	514	29.0	60	3.4	211	11.9	252	14.2	
Washington	38	1.3	462	15.5	0	--	2,293	77.0	69	2.3	
<u>5th Class Counties</u>											
Adams	287	38.8	291	39.3	66	8.9	2	0.3	9	1.2	
Blair	269	29.2	295	32.0	224	24.3	5	0.5	16	1.7	
Lawrence	1	0.2	235	35.8	291	44.3	71	10.8	11	1.7	
Lebanon	205	22.7	375	41.4	109	12.0	54	6.0	47	5.2	
Lycoming	197	22.5	311	35.6	171	19.6	25	2.9	10	1.1	
Mercer	139	14.4	334	34.5	235	24.3	54	5.6	174	18.0	
Northumberland	0	--	150	31.5	295	62.0	30	6.3	0	--	

Common Pleas Civil Action Civil Other - 2018 Processed

	Decided by Arb. Board	%	Transf'd/ Withdrawn	%	Other	%	Moved to Inactive Status	%	Trial: Non-Jury Trial	%	Jury Trial	%	Cases Processed
<u>1st Class County</u>													
Philadelphia	3,823	7.5	1,669	3.3	9,635*	18.9	1,504	3.0	623	1.2	357	0.7	50,864
<u>2nd Class County</u>													
Allegheny	1,068	6.4	163	1.0	491	3.0	326	2.0	438	2.6	52	0.3	16,568
<u>2A Class Counties</u>													
Bucks	229	3.7	878	14.0	585	9.3	0	--	137	2.2	22	0.4	6,271
Delaware	422	7.2	1,441	24.7	72	1.2	40	0.7	124	2.1	50	0.9	5,831
Montgomery	455	4.9	204	2.2	35	0.4	0	--	43	0.5	47	0.5	9,347
<u>3rd Class Counties</u>													
Berks	74	2.2	187	5.6	36	1.1	44	1.3	5	0.2	9	0.3	3,332
Chester	233	6.5	147	4.1	47	1.3	68	1.9	11	0.3	31	0.9	3,608
Cumberland	47	2.3	131	6.4	4	0.2	30	1.5	3	0.1	4	0.2	2,061
Dauphin	27	1.0	36	1.3	541	19.1	182	6.4	69	2.4	9	0.3	2,829
Erie	35	1.2	57	2.0	1	<0.1	22	0.8	4	0.1	4	0.1	2,884
Lackawanna	58	1.5	79	2.0	102	2.6	0	--	9	0.2	17	0.4	3,890
Lancaster	76	1.5	22	0.4	3,032	60.4	81	1.6	1	<0.1	11	0.2	5,023
Lehigh	290	7.9	93	2.5	185	5.1	83	2.3	20	0.5	13	0.4	3,649
Luzerne	46	0.7	175	2.6	0	--	0	--	0	--	11	0.2	6,656
Northampton	97	3.6	119	4.4	100	3.7	28	1.0	29	1.1	6	0.2	2,707
Westmoreland	88	3.4	111	4.3	18	0.7	8	0.3	2	0.1	16	0.6	2,594
York	48	1.4	25	0.8	140	4.2	0	--	1	<0.1	12	0.4	3,314
<u>4th Class Counties</u>													
Beaver	25	1.3	19	1.0	394	20.3	33	1.7	6	0.3	4	0.2	1,944
Butler	25	2.2	8	0.7	11	1.0	10	0.9	1	0.1	2	0.2	1,115
Cambria	14	1.3	27	2.4	50	4.5	0	--	5	0.5	2	0.2	1,106
Centre	33	4.3	36	4.7	13	1.7	2	0.3	34	4.5	5	0.7	760
Fayette	14	0.8	6	0.3	0	--	36	2.0	9	0.5	4	0.2	1,769
Franklin	17	1.6	19	1.8	10	0.9	28	2.6	0	--	4	0.4	1,084
Monroe	103	3.2	45	1.4	0	--	0	--	17	0.5	8	0.3	3,172
Schuylkill	21	1.2	52	2.9	78	4.4	60	3.4	6	0.3	0	--	1,775
Washington	53	1.8	48	1.6	5	0.2	0	--	4	0.1	6	0.2	2,978
<u>5th Class Counties</u>													
Adams	10	1.4	13	1.8	46	6.2	12	1.6	4	0.5	0	--	740
Blair	8	0.9	11	1.2	71	7.7	5	0.5	17	1.8	1	0.1	922
Lawrence	9	1.4	27	4.1	6	0.9	2	0.3	2	0.3	2	0.3	657
Lebanon	19	2.1	48	5.3	17	1.9	6	0.7	22	2.4	3	0.3	905
Lycoming	37	4.2	41	4.7	36	4.1	14	1.6	30	3.4	2	0.2	874
Mercer	19	2.0	5	0.5	4	0.4	0	--	0	--	3	0.3	967
Northumberland	1	0.2	0	--	0	--	0	--	0	--	0	--	476

* Includes certain decrees entered in real estate tax lien petition cases. See note on page 44.

Common Pleas Civil Action Civil Other - 2018 Processed

Non-Trial:

	Settlements	%	Default Judgments	%	Dismissed/ Discontinued	%	Administrative Purge	%	Dispositive Motions	%
<u>6th Class Counties</u>										
Armstrong	28	4.9	237	41.6	186	32.6	40	7.0	44	7.7
Bedford	20	6.9	121	42.0	132	45.8	0	--	0	--
Bradford	170	30.5	176	31.6	0	--	210	37.7	0	--
Carbon	138	18.0	260	34.0	163	21.3	0	--	15	2.0
Clarion	10	5.6	73	41.0	79	44.4	0	--	1	0.6
Clearfield	83	12.8	292	45.0	26	4.0	0	--	203	31.3
Clinton	22	6.9	137	42.8	125	39.1	5	1.6	4	1.3
Columbia	21	4.5	211	45.0	149	31.8	50	10.7	17	3.6
Crawford	27	4.7	207	35.9	199	34.5	50	8.7	36	6.3
Elk	4	2.0	69	34.8	58	29.3	10	5.1	35	17.7
Greene	53	17.3	63	20.6	142	46.4	26	8.5	2	0.7
Huntingdon	1	0.3	104	34.2	119	39.1	0	--	14	4.6
Indiana	49	8.0	203	33.0	222	36.1	79	12.8	8	1.3
Jefferson	24	6.2	162	42.1	131	34.0	19	4.9	28	7.3
McKean	11	5.7	31	16.0	95	49.0	0	--	0	--
Mifflin	31	6.8	118	25.9	88	19.3	113	24.8	0	--
Perry	47	30.3	104	67.1	0	--	0	--	0	--
Pike	31	3.4	381	41.3	190	20.6	278	30.2	0	--
Somerset	221	33.6	201	30.5	35	5.3	56	8.5	30	4.6
Susquehanna	4	1.8	53	24.4	154	71.0	0	--	0	--
Tioga	139	14.4	740	76.6	50	5.2	0	--	0	--
Venango	21	6.8	131	42.5	79	25.6	6	1.9	0	--
Warren	98	37.5	122	46.7	5	1.9	0	--	3	1.1
Wayne	54	9.2	202	34.5	228	38.9	0	--	17	2.9
<u>7th Class Counties</u>										
Juniata	11	8.1	48	35.6	49	36.3	9	6.7	0	--
Snyder	0	--	115	40.8	102	36.2	0	--	4	1.4
Union	69	25.9	90	33.8	15	5.6	3	1.1	2	0.8
Wyoming	74	9.9	335	44.8	199	26.6	31	4.1	18	2.4
<u>8th Class Counties</u>										
Cameron	0	--	18	52.9	11	32.4	1	2.9	1	2.9
Forest	5	10.2	11	22.4	23	46.9	0	--	1	2.0
Fulton	0	--	36	45.0	31	38.8	0	--	0	--
Montour	11	13.9	2	2.5	49	62.0	11	13.9	3	3.8
Potter	4	14.3	17	60.7	3	10.7	0	--	0	--
Sullivan	1	5.0	0	--	18	90.0	0	--	0	--

Common Pleas Civil Action Civil Other - 2018 Processed

	Decided by Arb. Board	%	Transf'd/ Withdrawn	%	Other	%	Moved to Inactive Status	%	<u>Trial:</u> Non-Jury Trial	%	Jury Trial	%	Cases Processed
<u>6th Class Counties</u>													
Armstrong	8	1.4	14	2.5	10	1.8	1	0.2	1	0.2	1	0.2	570
Bedford	0	--	5	1.7	10	3.5	0	--	0	--	0	--	288
Bradford	0	--	0	--	0	--	0	--	1	0.2	0	--	557
Carbon	50	6.5	30	3.9	28	3.7	18	2.4	60	7.8	3	0.4	765
Clarion	1	0.6	10	5.6	1	0.6	0	--	1	0.6	2	1.1	178
Clearfield	11	1.7	9	1.4	14	2.2	0	--	8	1.2	3	0.5	649
Clinton	5	1.6	6	1.9	1	0.3	6	1.9	7	2.2	2	0.6	320
Columbia	5	1.1	10	2.1	4	0.9	0	--	1	0.2	1	0.2	469
Crawford	18	3.1	16	2.8	16	2.8	5	0.9	2	0.3	0	--	576
Elk	1	0.5	3	1.5	16	8.1	0	--	2	1.0	0	--	198
Greene	6	2.0	9	2.9	1	0.3	0	--	2	0.7	2	0.7	306
Huntingdon	5	1.6	3	1.0	57	18.8	0	--	0	--	1	0.3	304
Indiana	23	3.7	18	2.9	8	1.3	2	0.3	3	0.5	0	--	615
Jefferson	9	2.3	3	0.8	8	2.1	0	--	1	0.3	0	--	385
McKean	9	4.6	0	--	44	22.7	4	2.1	0	--	0	--	194
Mifflin	1	0.2	4	0.9	71	15.6	30	6.6	0	--	0	--	456
Perry	0	--	1	0.6	3	1.9	0	--	0	--	0	--	155
Pike	0	--	25	2.7	11	1.2	2	0.2	3	0.3	1	0.1	922
Somerset	23	3.5	19	2.9	40	6.1	24	3.6	7	1.1	2	0.3	658
Susquehanna	0	--	4	1.8	0	--	0	--	0	--	2	0.9	217
Tioga	0	--	2	0.2	0	--	35	3.6	0	--	0	--	966
Venango	7	2.3	13	4.2	50	16.2	0	--	0	--	1	0.3	308
Warren	0	--	1	0.4	31	11.9	0	--	0	--	1	0.4	261
Wayne	42	7.2	12	2.0	3	0.5	6	1.0	22	3.8	0	--	586
<u>7th Class Counties</u>													
Juniata	2	1.5	1	0.7	15	11.1	0	--	0	--	0	--	135
Snyder	12	4.3	18	6.4	20	7.1	2	0.7	7	2.5	2	0.7	282
Union	10	3.8	9	3.4	18	6.8	0	--	47	17.7	3	1.1	266
Wyoming	13	1.7	24	3.2	10	1.3	2	0.3	39	5.2	3	0.4	748
<u>8th Class Counties</u>													
Cameron	0	--	1	2.9	1	2.9	0	--	0	--	1	2.9	34
Forest	0	--	2	4.1	7	14.3	0	--	0	--	0	--	49
Fulton	0	--	0	--	13	16.3	0	--	0	--	0	--	80
Montour	0	--	1	1.3	0	--	1	1.3	0	--	1	1.3	79
Potter	0	--	1	3.6	0	--	0	--	3	10.7	0	--	28
Sullivan	0	--	1	5.0	0	--	0	--	0	--	0	--	20

Common Pleas Civil Action Civil Other - 2018 Age of Pending Cases

	0-6 months	%	7-12 months	%	13-18 months	%	19-24 months	%	25-30 months	%	31-36 months	%	37-42 months	%
<u>1st Class County</u>														
Philadelphia	9,194	32.9	6,692	24.0	3,545	12.7	4,984	17.9	1,084	3.9	506	1.8	498	1.8
<u>2nd Class County</u>														
Allegheny	2,830	29.5	1,816	18.9	1,445	15.1	1,245	13.0	660	6.9	377	3.9	293	3.1
<u>2A Class Counties</u>														
Bucks	1,687	31.8	988	18.6	775	14.6	692	13.1	447	8.4	226	4.3	137	2.6
Delaware	1,489	35.0	1,059	24.9	588	13.8	495	11.6	271	6.4	162	3.8	64	1.5
Montgomery	2,098	24.6	1,292	15.1	1,061	12.4	722	8.5	511	6.0	348	4.1	421	4.9
<u>3rd Class Counties</u>														
Berks	745	33.7	345	15.6	326	14.7	255	11.5	155	7.0	100	4.5	83	3.8
Chester	1,253	54.2	498	21.5	266	11.5	75	3.2	45	1.9	31	1.3	14	0.6
Cumberland	455	17.8	184	7.2	158	6.2	131	5.1	134	5.3	109	4.3	60	2.4
Dauphin	666	36.6	302	16.6	242	13.3	191	10.5	128	7.0	66	3.6	47	2.6
Erie	599	31.0	283	14.7	238	12.3	202	10.5	185	9.6	115	6.0	126	6.5
Lackawanna	1,465	23.5	1,189	19.1	960	15.4	606	9.7	505	8.1	470	7.5	272	4.4
Lancaster	769	19.0	567	14.0	568	14.0	558	13.8	533	13.2	545	13.4	101	2.5
Lehigh	951	53.6	341	19.2	188	10.6	116	6.5	64	3.6	33	1.9	12	0.7
Luzerne	829	13.8	443	7.4	398	6.6	334	5.5	319	5.3	149	2.5	102	1.7
Northampton	697	23.9	352	12.1	360	12.4	228	7.8	158	5.4	140	4.8	112	3.8
Westmoreland	674	28.8	436	18.6	336	14.4	348	14.9	186	7.9	92	3.9	54	2.3
York	767	35.9	313	14.7	312	14.6	217	10.2	184	8.6	88	4.1	60	2.8
<u>4th Class Counties</u>														
Beaver	308	35.1	153	17.4	137	15.6	118	13.5	90	10.3	36	4.1	14	1.6
Butler	325	33.1	191	19.5	139	14.2	110	11.2	84	8.6	46	4.7	27	2.7
Cambria	307	23.8	151	11.7	135	10.5	91	7.0	86	6.7	54	4.2	41	3.2
Centre	217	45.4	94	19.7	45	9.4	43	9.0	19	4.0	20	4.2	18	3.8
Fayette	356	38.7	147	16.0	141	15.3	92	10.0	47	5.1	46	5.0	22	2.4
Franklin	262	38.5	103	15.1	87	12.8	75	11.0	58	8.5	22	3.2	18	2.6
Monroe	712	34.3	301	14.5	200	9.6	127	6.1	87	4.2	142	6.8	147	7.1
Schuylkill	351	25.9	195	14.4	166	12.3	148	10.9	91	6.7	99	7.3	87	6.4
Washington	40	46.5	18	20.9	13	15.1	2	2.3	3	3.5	1	1.2	0	--
<u>5th Class Counties</u>														
Adams	108	48.2	67	29.9	38	17.0	6	2.7	3	1.3	0	--	0	--
Blair	369	50.7	153	21.0	86	11.8	42	5.8	28	3.8	17	2.3	10	1.4
Lawrence	174	23.9	95	13.0	79	10.8	85	11.7	75	10.3	52	7.1	34	4.7
Lebanon	316	39.5	98	12.3	78	9.8	62	7.8	30	3.8	32	4.0	27	3.4
Lycoming	192	41.0	97	20.7	55	11.8	46	9.8	29	6.2	26	5.6	11	2.4
Mercer	227	46.0	67	13.6	58	11.8	44	8.9	35	7.1	23	4.7	6	1.2
Northumberland	168	19.4	117	13.5	117	13.5	124	14.3	110	12.7	55	6.4	47	5.4

Common Pleas Civil Action Civil Other - 2018 Age of Pending Cases

	43-48 months	%	49-54 months	%	55-60 months	%	61-66 months	%	67-72 months	%	over 72 months	%	Total
<u>1st Class County</u>													
Philadelphia	405	1.5	469	1.7	228	0.8	161	0.6	27	0.1	112	0.4	27,905
<u>2nd Class County</u>													
Allegheny	220	2.3	169	1.8	104	1.1	103	1.1	63	0.7	261	2.7	9,586
<u>2A Class Counties</u>													
Bucks	105	2.0	67	1.3	35	0.7	22	0.4	27	0.5	90	1.7	5,298
Delaware	37	0.9	28	0.7	20	0.5	16	0.4	6	0.1	24	0.6	4,259
Montgomery	338	4.0	264	3.1	207	2.4	175	2.1	150	1.8	943	11.1	8,530
<u>3rd Class Counties</u>													
Berks	40	1.8	47	2.1	30	1.4	20	0.9	15	0.7	51	2.3	2,212
Chester	7	0.3	9	0.4	4	0.2	3	0.1	1	<0.1	106	4.6	2,312
Cumberland	54	2.1	80	3.1	29	1.1	53	2.1	57	2.2	1,047	41.0	2,551
Dauphin	36	2.0	19	1.0	25	1.4	19	1.0	5	0.3	72	4.0	1,818
Erie	33	1.7	30	1.6	24	1.2	23	1.2	16	0.8	56	2.9	1,930
Lackawanna	222	3.6	120	1.9	118	1.9	116	1.9	94	1.5	92	1.5	6,229
Lancaster	76	1.9	58	1.4	51	1.3	65	1.6	36	0.9	126	3.1	4,053
Lehigh	6	0.3	11	0.6	10	0.6	6	0.3	4	0.2	33	1.9	1,775
Luzerne	102	1.7	76	1.3	65	1.1	38	0.6	54	0.9	3,112	51.7	6,021
Northampton	106	3.6	93	3.2	95	3.3	73	2.5	90	3.1	408	14.0	2,912
Westmoreland	51	2.2	24	1.0	29	1.2	24	1.0	18	0.8	69	2.9	2,341
York	43	2.0	44	2.1	32	1.5	18	0.8	16	0.7	41	1.9	2,135
<u>4th Class Counties</u>													
Beaver	6	0.7	5	0.6	2	0.2	1	0.1	2	0.2	5	0.6	877
Butler	21	2.1	13	1.3	6	0.6	2	0.2	3	0.3	15	1.5	982
Cambria	58	4.5	46	3.6	43	3.3	30	2.3	107	8.3	142	11.0	1,291
Centre	7	1.5	5	1.0	1	0.2	3	0.6	1	0.2	5	1.0	478
Fayette	13	1.4	5	0.5	9	1.0	6	0.7	4	0.4	33	3.6	921
Franklin	11	1.6	5	0.7	14	2.1	9	1.3	1	0.1	15	2.2	680
Monroe	158	7.6	81	3.9	54	2.6	17	0.8	16	0.8	32	1.5	2,074
Schuylkill	51	3.8	29	2.1	11	0.8	11	0.8	13	1.0	101	7.5	1,353
Washington	3	3.5	1	1.2	1	1.2	0	--	3	3.5	1	1.2	86
<u>5th Class Counties</u>													
Adams	0	--	1	0.4	0	--	0	--	0	--	1	0.4	224
Blair	10	1.4	6	0.8	2	0.3	2	0.3	0	--	3	0.4	728
Lawrence	39	5.3	27	3.7	15	2.1	18	2.5	12	1.6	24	3.3	729
Lebanon	18	2.3	22	2.8	21	2.6	16	2.0	15	1.9	64	8.0	799
Lycoming	6	1.3	2	0.4	0	--	2	0.4	2	0.4	0	--	468
Mercer	8	1.6	7	1.4	2	0.4	2	0.4	2	0.4	12	2.4	493
Northumberland	51	5.9	17	2.0	9	1.0	15	1.7	8	0.9	27	3.1	865

Common Pleas Civil Action Civil Other - 2018 Age of Pending Cases

	0-6 months		7-12 months		13-18 months		19-24 months		25-30 months		31-36 months		37-42 months	
		%		%		%		%		%		%		%
<u>6th Class Counties</u>														
Armstrong	118	39.7	48	16.2	35	11.8	37	12.5	24	8.1	9	3.0	10	3.4
Bedford	66	20.1	28	8.5	29	8.8	26	7.9	26	7.9	17	5.2	17	5.2
Bradford	117	16.5	72	10.2	70	9.9	67	9.5	74	10.5	44	6.2	52	7.4
Carbon	151	50.2	66	21.9	34	11.3	20	6.6	7	2.3	7	2.3	5	1.7
Clarion	54	25.0	19	8.8	29	13.4	24	11.1	27	12.5	22	10.2	21	9.7
Clearfield	129	51.6	56	22.4	25	10.0	11	4.4	8	3.2	7	2.8	2	0.8
Clinton	66	59.5	20	18.0	13	11.7	5	4.5	3	2.7	1	0.9	0	--
Columbia	133	41.8	53	16.7	61	19.2	34	10.7	9	2.8	10	3.1	9	2.8
Crawford	150	37.7	54	13.6	52	13.1	45	11.3	38	9.5	24	6.0	10	2.5
Elk	48	21.8	35	15.9	21	9.5	30	13.6	15	6.8	5	2.3	11	5.0
Greene	39	32.8	20	16.8	19	16.0	11	9.2	9	7.6	5	4.2	8	6.7
Huntingdon	70	22.0	30	9.4	27	8.5	28	8.8	21	6.6	14	4.4	23	7.2
Indiana	188	34.6	99	18.2	58	10.7	52	9.6	36	6.6	30	5.5	12	2.2
Jefferson	78	44.1	44	24.9	19	10.7	17	9.6	10	5.6	2	1.1	5	2.8
McKean	120	71.9	29	17.4	7	4.2	6	3.6	1	0.6	2	1.2	0	--
Mifflin	42	32.1	16	12.2	30	22.9	22	16.8	7	5.3	2	1.5	7	5.3
Perry	50	18.9	28	10.6	26	9.8	31	11.7	12	4.5	15	5.7	24	9.1
Pike	149	33.0	76	16.9	62	13.7	53	11.8	34	7.5	38	8.4	21	4.7
Somerset	173	41.9	81	19.6	53	12.8	30	7.3	24	5.8	14	3.4	14	3.4
Susquehanna	95	15.2	77	12.3	60	9.6	34	5.4	33	5.3	26	4.1	54	8.6
Tioga*														
Venango	247	62.4	23	5.8	22	5.6	22	5.6	16	4.0	16	4.0	7	1.8
Warren	57	36.5	17	10.9	16	10.3	14	9.0	11	7.1	9	5.8	11	7.1
Wayne	128	54.0	34	14.3	37	15.6	16	6.8	13	5.5	5	2.1	4	1.7
<u>7th Class Counties</u>														
Juniata	30	11.0	14	5.1	10	3.7	5	1.8	8	2.9	11	4.0	24	8.8
Snyder	64	50.8	20	15.9	13	10.3	7	5.6	6	4.8	4	3.2	2	1.6
Union	38	41.3	28	30.4	11	12.0	6	6.5	4	4.3	3	3.3	0	--
Wyoming	48	35.8	18	13.4	20	14.9	18	13.4	15	11.2	4	3.0	3	2.2
<u>8th Class Counties</u>														
Cameron	8	30.8	8	30.8	5	19.2	2	7.7	0	--	0	--	1	3.8
Forest	8	28.6	8	28.6	3	10.7	4	14.3	0	--	0	--	2	7.1
Fulton	30	48.4	7	11.3	5	8.1	2	3.2	3	4.8	6	9.7	6	9.7
Montour	45	22.3	36	17.8	29	14.4	20	9.9	11	5.4	9	4.5	13	6.4
Potter	23	14.6	19	12.0	18	11.4	24	15.2	5	3.2	7	4.4	13	8.2
Sullivan	9	12.0	11	14.7	11	14.7	12	16.0	15	20.0	8	10.7	4	5.3

* Tioga County Age of Pending Civil Actions unavailable at time of publication.

Common Pleas Civil Action Civil Other - 2018 Age of Pending Cases

	43-48 months	%	49-54 months	%	55-60 months	%	61-66 months	%	67-72 months	%	over 72 months	%	Total
<u>6th Class Counties</u>													
Armstrong	5	1.7	5	1.7	2	0.7	1	0.3	1	0.3	2	0.7	297
Bedford	15	4.6	12	3.6	11	3.3	27	8.2	14	4.3	41	12.5	329
Bradford	42	5.9	45	6.4	35	5.0	15	2.1	8	1.1	66	9.3	707
Carbon	2	0.7	3	1.0	2	0.7	1	0.3	0	--	3	1.0	301
Clarion	8	3.7	5	2.3	2	0.9	1	0.5	0	--	4	1.9	216
Clearfield	3	1.2	1	0.4	2	0.8	0	--	3	1.2	3	1.2	250
Clinton	1	0.9	0	--	0	--	1	0.9	1	0.9	0	--	111
Columbia	1	0.3	0	--	2	0.6	3	0.9	3	0.9	0	--	318
Crawford	6	1.5	7	1.8	2	0.5	3	0.8	0	--	7	1.8	398
Elk	4	1.8	9	4.1	9	4.1	12	5.5	5	2.3	16	7.3	220
Greene	2	1.7	2	1.7	2	1.7	1	0.8	0	--	1	0.8	119
Huntingdon	24	7.5	22	6.9	14	4.4	17	5.3	6	1.9	22	6.9	318
Indiana	19	3.5	15	2.8	3	0.6	3	0.6	5	0.9	24	4.4	544
Jefferson	2	1.1	0	--	0	--	0	--	0	--	0	--	177
McKean	1	0.6	0	--	0	--	0	--	0	--	1	0.6	167
Mifflin	5	3.8	0	--	0	--	0	--	0	--	0	--	131
Perry	9	3.4	14	5.3	12	4.5	15	5.7	7	2.7	21	8.0	264
Pike	16	3.5	2	0.4	0	--	0	--	0	--	0	--	451
Somerset	5	1.2	2	0.5	7	1.7	4	1.0	1	0.2	5	1.2	413
Susquehanna	31	4.9	34	5.4	19	3.0	23	3.7	30	4.8	111	17.7	627
Tioga*													
Venango	10	2.5	10	2.5	7	1.8	0	--	11	2.8	5	1.3	396
Warren	8	5.1	9	5.8	2	1.3	0	--	0	--	2	1.3	156
Wayne	0	--	0	--	0	--	0	--	0	--	0	--	237
<u>7th Class Counties</u>													
Juniata	16	5.9	18	6.6	14	5.1	13	4.8	12	4.4	98	35.9	273
Snyder	2	1.6	2	1.6	1	0.8	1	0.8	1	0.8	3	2.4	126
Union	1	1.1	0	--	0	--	1	1.1	0	--	0	--	92
Wyoming	3	2.2	2	1.5	3	2.2	0	--	0	--	0	--	134
<u>8th Class Counties</u>													
Cameron	0	--	0	--	1	3.8	0	--	0	--	1	3.8	26
Forest	1	3.6	0	--	0	--	2	7.1	0	--	0	--	28
Fulton	1	1.6	0	--	0	--	1	1.6	0	--	1	1.6	62
Montour	12	5.9	6	3.0	4	2.0	3	1.5	4	2.0	10	5.0	202
Potter	7	4.4	9	5.7	4	2.5	5	3.2	4	2.5	20	12.7	158
Sullivan	5	6.7	0	--	0	--	0	--	0	--	0	--	75

* Tioga County Age of Pending Civil Actions unavailable at time of publication.

CIVIL

... cases in which the plaintiff requests enforcement or protection of a right or the remedy for, or prevention of a wrong done by the defendant.

Age of Pending Cases	A breakdown of the caseload by the interval of time elapsed from the date of first filing to year's end.
Arbitration Appeal	A category for civil cases appealed de novo from an arbitration award.
Cases Processed	Disposition categories include: Cases Decided by an Arbitration Board: Civil Actions decided by a Board of Arbitrators following an evidentiary hearing. Default Judgments: Judgments entered against a party who failed to defend against a claim that has been brought by another party. Dismissed/Discontinued: A disposition category for cases dismissed or discontinued. Dispositive Motions: Motions seeking a court order that entirely disposes of one or more claims in favor of the moving party without further court proceedings. Jury Trial: A disposition category for cases resolved by the verdict of a jury. Moved to Inactive Status: Cases removed from the pending inventory that have been administratively classified as inactive. Non-Jury Trial: A disposition category for cases resolved by the verdict of a judge. Other: A residual disposition category for cases that cannot be counted in the disposition categories listed. Pa.R.C.P. 230.2 Administrative Review: Civil cases that are terminated due to inactivity after a reasonable period of time, as dictated by rule. Settlements: A disposition category for cases in which litigants reach an agreement resolving the dispute. Transferred/Withdrawn: Transferred - cases that have been assigned to another jurisdiction. Withdrawn - cases in which the plaintiff has retracted their filing before the court.
Cases Transferred In	Civil cases transferred from another jurisdiction.
Civil Action	A category of civil cases in which an action is brought to enforce, redress or protect private rights.

Civil Other	A residual category of civil cases which are not Civil Actions. Included in this category are mandamus, replevin, mortgage foreclosure, etc.
Civil Appeals	<p>Cases in which the party filing in the court of common pleas is disputing the decision from an administrative agency. Administrative agencies include the Board of Assessment, the County Board of Elections, the Department of Transportation and the Zoning Board. Cases may be appealed from a Magisterial District Judge or Philadelphia Municipal Court Judge, a board of arbitrators or an administrative agency.</p> <p>Statutory Appeal: Other - a residual case type category of civil appeals; the challenge to an action specifically provided for by statute.</p> <p>Other - a residual case type category for civil appeals that cannot be counted in the listed categories.</p>
Contract	<p>Civil cases involving a dispute over an express or implied agreement between two or more parties:</p> <p>Buyer Plaintiff - cases where a plaintiff/buyer of goods or services brings suit against a defendant/seller of goods or services for failure to either deliver the goods or services or to honor a warranty as promised in an express or implied agreement.</p> <p>Debt Collection: Credit Card - cases where the plaintiff brings suit against a defendant for failure to pay for the goods or services as promised in either an express or implied credit card agreement/contract.</p> <p>Debt Collection: Other - a residual case type category for debt collection that cannot be counted as an attempt to collect a credit card debt.</p> <p>Employment Dispute: Discrimination - cases in which the plaintiff/employee alleges that the defendant/employer denied hiring, salary increases, or other forms of advancement based on the employee's race, gender, national origin, or sexual orientation.</p> <p>Employment Dispute: Other - cases involving allegations other than discrimination, for instance wrongful termination.</p> <p>Other - a residual case type category for contract cases that cannot be counted in the listed categories, for instance fraud, bad faith.</p>
Docketed Cases	The number of cases which have been filed in the prothonotary's office and are intended to be litigated.
Mass Tort	<p>A civil action case that involves numerous plaintiffs suing one or several defendants for an action arising from negligence on the part of the defendant/defendants.</p> <p>Other - a residual case type category for mass tort cases that cannot be counted in the listed categories.</p>

Miscellaneous

Civil cases that cannot be counted in the case type categories listed:

Common Law/Statutory Arbitration:

Common Law Arbitration - elements of the arbitration process that are governed by common law.

Statutory Arbitration - elements of the arbitration process that are dictated by statute.

Declaratory Judgment - cases in which the plaintiff is seeking a decision from the court deciding the legal rights, duties or status of the parties.

Mandamus - cases in which the plaintiff seeks to force an official to perform an act he/she is legally required to do. The purpose is only to enforce rights already established.

Non-Domestic Relations Restraining Order - cases in which a petition for a restraining order is not the result of a domestic altercation. Cases reported in this category include petitions filed under the Protection from Sexual Violence & Intimidation Act (42 Pa.C.S. §62A).

Other - a residual case type category for miscellaneous cases that cannot be counted in the listed categories.

Quo Warranto - cases in which the plaintiff seeks to challenge an individual's right to hold a public or corporate office.

Replevin - cases in which the plaintiff seeks to recover goods or other property from a defendant who has wrongfully taken or retained them.

Professional Liability

Malpractice tort cases in which the defendant is alleged to have failed to provide reasonable professional care, attention, or skill to their patient/client thereby causing physical and/or financial harm:

Dental - cases that allege misconduct or negligence by a person in the dental profession acting in their professional capacity.

Legal - cases that allege misconduct or negligence by a person in the legal profession acting in their professional capacity.

Medical - cases that allege misconduct or negligence by a person in the medical profession acting in their professional capacity.

Other Professional - malpractice cases that allege misconduct or negligence by a person other than those previously specified such as accountants and architects.

Real Property

Civil cases involving disputes over the ownership, use, boundaries, or value of real property. Real property is land and the things attached to it:

Ejectment - cases where the plaintiff brings suit in order to recover possession of land.

Eminent Domain - cases where property is taken by the government and the property owner files suit to halt the action.

Ground Rent - cases in which the plaintiff/landlord seeks to recover rent paid for the use of land.

Landlord/Tenant Dispute - cases where the plaintiff alleges a breach of the lease agreement between a landlord and a tenant, such as eviction.

Mortgage Foreclosure: Residential/Commercial - cases in which a mortgage holder such as a bank or finance company brings suit to take possession of and sell the mortgaged property to satisfy a debt.

Other - a residual case type category for real property cases that cannot be counted in the listed categories, such as alleged violations of housing code, mobile park evictions.

Partition - cases where the plaintiff brings suit in order to obtain a court ordered division of jointly owned real property.

Quiet Title - cases in which the plaintiff sues to have the court resolve conflicts over real property.

Returned to Active

Cases previously deemed “inactive” that are being brought back into the pending inventory.

Tort

A civil wrong arising from an act or failure to act, independent of a contract, for which an action for personal injury or property damages may be brought:

Intentional - cases in which injury to property or person is alleged to have been willfully done.

Malicious Prosecution - intentionally initiating a legal action that is brought without probable cause.

Motor Vehicle - cases involving personal injury, property damage, or wrongful death resulting from alleged negligence while operating a motor vehicle.

Nuisance - cases which involve activities that are unreasonable, unwarranted or unlawful, such as excess noise, traffic increase, and public disturbances.

Other - a residual case type category for tort cases that cannot be counted in the listed categories.

Premises Liability - cases involving claims brought against the owner of real property where the condition of the property is alleged to be the cause of personal injury.

Product Liability - cases involving the alleged responsibility of a vendor or manufacturer of goods to compensate for injury caused by defective merchandise.

Slander/Libel/Defamation - cases alleging harm to the reputation, community standing or livelihood of the plaintiff caused by false or misleading statements made by the defendant.

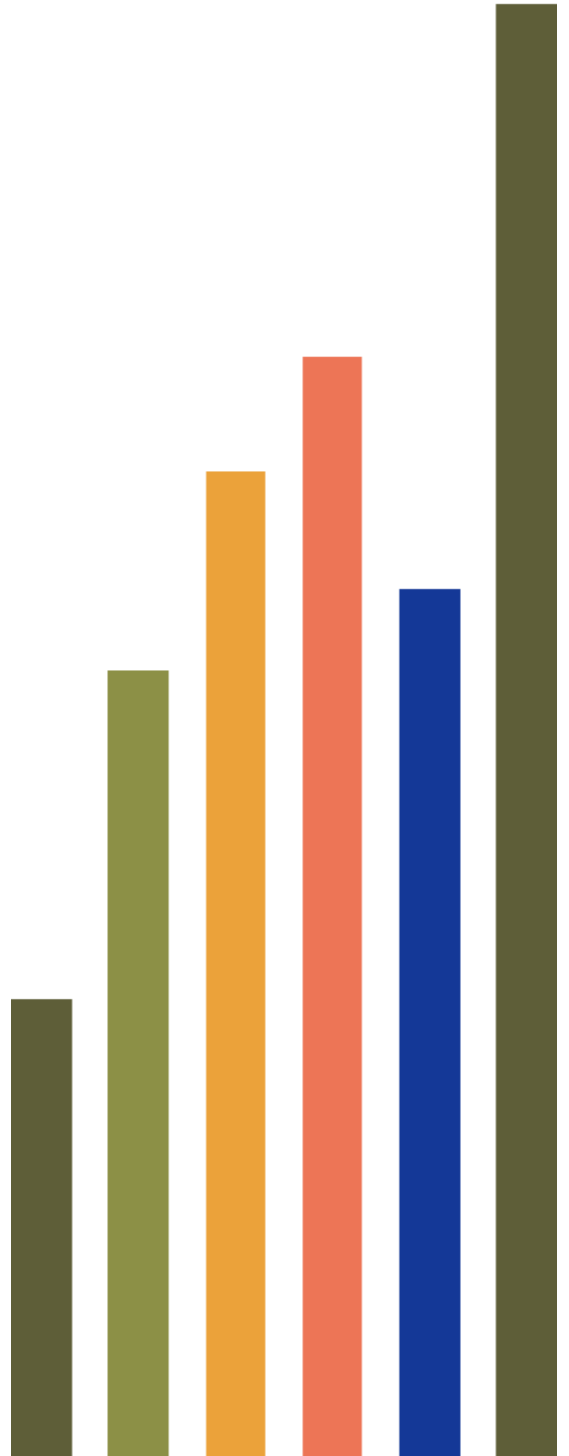
Note:

* Pennsylvania's Municipal Claims and Tax Liens Act (53 P.S. §7101 et seq.) ("MCLTA") governs the procedure across the Commonwealth for the recovery of tax and other municipal claims through the sale of real property. While a majority of jurisdictions in the Commonwealth enforce such claims via writs of scire facias, the MCLTA provides an alternative procedure for Cities of the First Class. 53 P.S. §7283. As Philadelphia is the sole City of the First Class in the Commonwealth, only Philadelphia's Department of Revenue uses the "§7283 Petition" procedure to seek a Decree allowing for Sheriff's Sale of real property after a lien has been established. From 2010 to 2016, the City saw a 1,210% increase in the number of §7283 Petitions filed. Currently, the Court of Common Pleas sees between 500 and 700 new Petitions filed every month.

The MCLTA requires that when seeking a Decree permitting sale of the property, the City must file a Petition outlining the municipal claims it seeks to recover. Whether or not a responsive pleading is filed, the trial court must hold a hearing on the record and make an independent inquiry as to whether the service requirements of the MCLTA have been met before entering a Decree. *City of Philadelphia v. Manu*, 76 A.3d 601 (Pa. Cmwlth. 2013), *U.S. Nat'l Ass'n v. United Hands Community Land Trust*, 129 A.3d 627 (Pa. Cmwlth. 2015). If a Respondent files an Answer to the Petition, or either party makes a request, a substantive hearing on the Petition is scheduled before a Judge of the Court of Common Pleas.

** For detailed information on Mass Tort cases docketed and processed in Philadelphia in 2018, please see the First Judicial District's Annual Report at: <https://www.courts.phila.gov/pdf/report/2018-First-Judicial-District-Annual-Report.pdf>.

Domestic Relations Section



2018 Common Pleas State Totals Protection From Abuse

Cases Pending 1/1/18 **7,001^(R)**

New Cases Filed 39,048

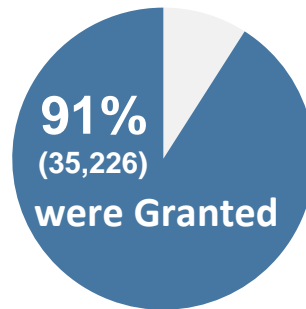
Of the New Cases Filed:

Cases Available for Processing **46,049**

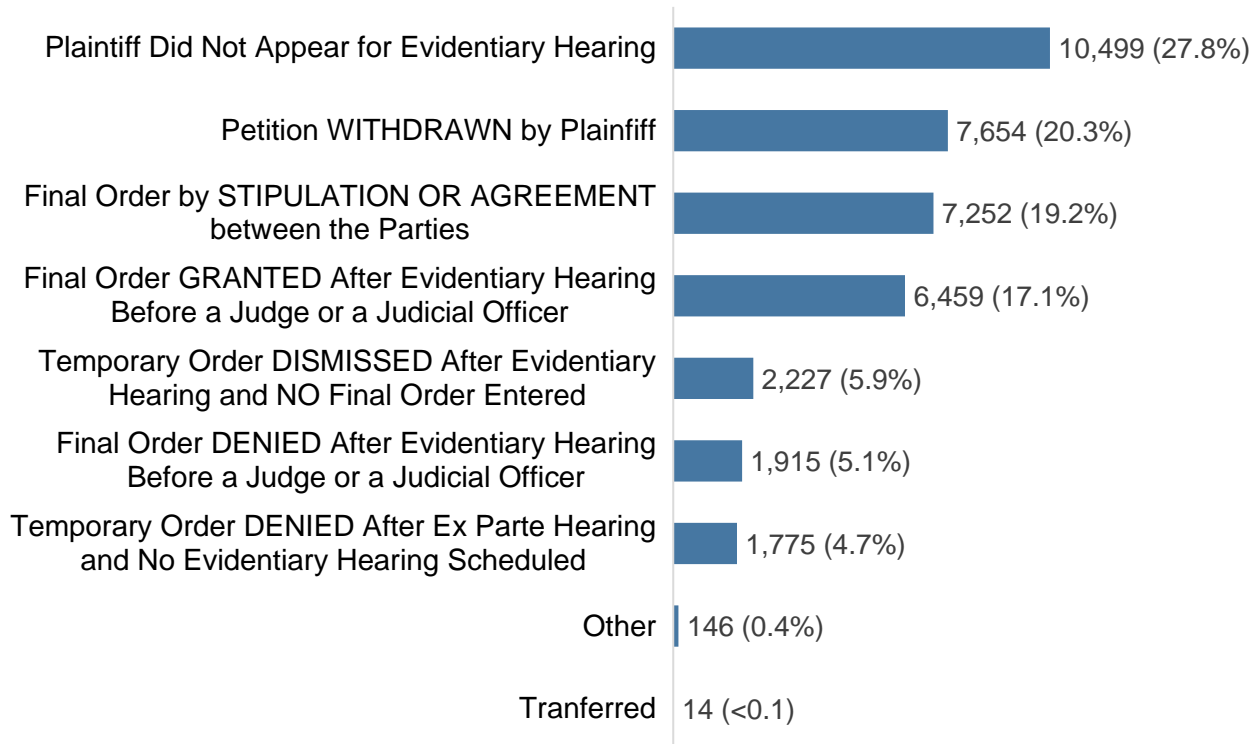
Temporary Orders Requested 38,809

Cases Processed **37,941**

Cases Pending 12/31/18 **8,108**



Processed Due To:



(R) - Revised

Mercer The combined number of Temporary Orders Denied and Granted does NOT equal the number of Petitions Requesting Temporary Orders due to Petitions that decide not to proceed prior to an initial hearing.

Family Court Caseload - 2018 Protection From Abuse Filings

	Begin Pending	New Cases Filed	Cases Processed	End Pending	Of the New Cases Filed:					
					Petitions Requesting Temporary Orders	%	Temporary Orders Denied	%	Temporary Orders Granted	%
<u>1st Class County</u>										
Philadelphia	2,714	9,163	8,439	3,438	9,163	100.0	169	1.8	8,994	98.2
<u>2nd Class County</u>										
Allegheny	161	3,524	3,628	57	3,524	100.0	262	7.4	3,262	92.6
<u>2A Class Counties</u>										
Bucks	9	638	630	17	622	97.5	28	4.5	594	95.5
Delaware	627	1,958	2,013	572	1,958	100.0	323	16.5	1,635	83.5
Montgomery	141	1,550	1,486	205	1,550	100.0	186	12.0	1,364	88.0
<u>3rd Class Counties</u>										
Berks	205 (R)	1,662	1,646	221	1,662	100.0	209	12.6	1,453	87.4
Chester	320	553	578	295	498	90.1	30	6.0	468	94.0
Cumberland	161	354	298	217	353	99.7	17	4.8	336	95.2
Dauphin	84	1,016	1,026	74	1,016	100.0	162	15.9	854	84.1
Erie	27 (R)	740	694	73	727	98.2	219	30.1	508	69.9
Lackawanna	1,199 (R)	959	873	1,285	959	100.0	31	3.2	928	96.8
Lancaster	61	1,156	1,148	69	1,156	100.0	100	8.7	1,056	91.3
Lehigh	42	1,354	1,303	93	1,354	100.0	207	15.3	1,147	84.7
Luzerne	12	1,433	1,442	3	1,433	100.0	89	6.2	1,344	93.8
Northampton	2	1,039	1,022	19	1,039	100.0	136	13.1	903	86.9
Westmoreland	124	853	817	160	853	100.0	37	4.3	816	95.7
York	49	1,082	1,059	72	935	86.4	139	14.9	796	85.1
<u>4th Class Counties</u>										
Beaver	102	496	463	135	496	100.0	59	11.9	437	88.1
Butler	88 (R)	405	391	102	405	100.0	59	14.6	346	85.4
Cambria	11	224	222	13	224	100.0	49	21.9	175	78.1
Centre	59	283	276	66	283	100.0	2	0.7	281	99.3
Fayette	48	548	560	36	548	100.0	94	17.2	454	82.8
Franklin	7 (R)	118	114	11	118	100.0	5	4.2	113	95.8
Monroe	7 (R)	565	562	10	565	100.0	153	27.1	412	72.9
Schuylkill	23	422	414	31	422	100.0	11	2.6	411	97.4
Washington	41	695	628	108	695	100.0	108	15.5	587	84.5
<u>5th Class Counties</u>										
Adams	5	110	111	4	110	100.0	9	8.2	101	91.8
Blair	67	438	392	113	438	100.0	2	0.5	436	99.5
Lawrence	119	415	436	98	415	100.0	64	15.4	351	84.6
Lebanon	45	434	426	53	434	100.0	76	17.5	358	82.5
Lycoming	34	328	353	9	328	100.0	13	4.0	315	96.0
Mercer*	28	384	365	47	384	100.0	0	--	304	79.2
Northumberland	12	351	352	11	349	99.4	49	14.0	300	86.0

(R) - Revised

* See note on Page 46

Family Court Caseload - 2018 Protection From Abuse Filings

	Begin Pending	New Cases Filed	Cases Processed	End Pending	Of the New Cases Filed:					
					Petitions Requesting Temporary Orders	%	Temporary Orders Denied	%	Temporary Orders Granted	%
<u>6th Class Counties</u>										
Armstrong	13	194	188	19	194	100.0	3	1.5	191	98.5
Bedford	9	153	149	13	153	100.0	18	11.8	135	88.2
Bradford	34	342	356	20	342	100.0	77	22.5	265	77.5
Carbon	18	341	336	23	340	99.7	66	19.4	274	80.6
Clarion	5	50	53	2	50	100.0	2	4.0	48	96.0
Clearfield	9	173	174	8	173	100.0	6	3.5	167	96.5
Clinton	11	114	109	16	114	100.0	15	13.2	99	86.8
Columbia	42	153	172	23	153	100.0	2	1.3	151	98.7
Crawford	3	146	147	2	146	100.0	5	3.4	141	96.6
Elk	8	70	70	8	70	100.0	9	12.9	61	87.1
Greene	5	97	96	6	97	100.0	3	3.1	94	96.9
Huntingdon	20	129	135	14	129	100.0	22	17.1	107	82.9
Indiana	13	142	132	23	142	100.0	0	--	142	100.0
Jefferson	6 (R)	91	95	2	91	100.0	18	19.8	73	80.2
McKean	12	90	87	15	90	100.0	2	2.2	88	97.8
Mifflin	7	60	55	12	60	100.0	2	3.3	58	96.7
Perry	12	106	103	15	106	100.0	7	6.6	99	93.4
Pike	55	203	188	70	203	100.0	60	29.6	143	70.4
Somerset	9	80	83	6	80	100.0	2	2.5	78	97.5
Susquehanna	17	222	212	27	222	100.0	18	8.1	204	91.9
Tioga	2 (R)	28	13	17	28	100.0	0	--	28	100.0
Venango	7	160	158	9	160	100.0	10	6.3	150	93.8
Warren	4	63	59	8	63	100.0	2	3.2	61	96.8
Wayne	7 (R)	186	193	0	186	100.0	29	15.6	157	84.4
<u>7th Class Counties</u>										
Juniata	4	18	20	2	18	100.0	1	5.6	17	94.4
Snyder	9	97	95	11	94	96.9	15	16.0	79	84.0
Union	7	65	71	1	65	100.0	1	1.5	64	98.5
Wyoming	4	94	91	7	94	100.0	1	1.1	93	98.9
<u>8th Class Counties</u>										
Cameron	0	14	11	3	14	100.0	1	7.1	13	92.9
Forest	1	6	5	2	6	100.0	0	--	6	100.0
Fulton	2	9	11	0	9	100.0	1	11.1	8	88.9
Montour	9 (R)	42	47	4	42	100.0	2	4.8	40	95.2
Potter	2	37	38	1	36	97.3	6	16.7	30	83.3
Sullivan	1	23	22	2	23	100.0	0	--	23	100.0

(R) - Revised

Family Court Caseload - 2018 Protection From Abuse Processed

	Final Order				Temporary Order				Plaintiff Did Not Appear	
	Granted	%	Denied	%	Dismissed	%	Denied	%		%
<u>1st Class County</u>										
Philadelphia	1,152	13.7	59	0.7	495	5.9	0	--	4,882	57.9
<u>2nd Class County</u>										
Allegheny	576	15.9	105	2.9	0	--	146	4.0	1,038	28.6
<u>2A Class Counties</u>										
Bucks	180	28.6	51	8.1	25	4.0	22	3.5	93	14.8
Delaware	237	11.8	158	7.8	0	--	166	8.2	581	28.9
Montgomery	204	13.7	170	11.4	0	--	160	10.8	295	19.9
<u>3rd Class Counties</u>										
Berks	126	7.7	35	2.1	205	12.5	139	8.4	358	21.7
Chester	80	13.8	101	17.5	141	24.4	19	3.3	48	8.3
Cumberland	61	20.5	13	4.4	8	2.7	4	1.3	15	5.0
Dauphin	198	19.3	181	17.6	9	0.9	111	10.8	125	12.2
Erie	113	16.3	53	7.6	0	--	219	31.6	95	13.7
Lackawanna	91	10.4	23	2.6	0	--	0	--	165	18.9
Lancaster	143	12.5	48	4.2	4	0.3	0	--	327	28.5
Lehigh	279	21.4	1	0.1	241	18.5	38	2.9	311	23.9
Luzerne	257	17.8	143	9.9	0	--	0	--	199	13.8
Northampton	299	29.3	89	8.7	225	22.0	58	5.7	136	13.3
Westmoreland	159	19.5	11	1.3	139	17.0	46	5.6	127	15.5
York	133	12.6	74	7.0	10	0.9	5	0.5	250	23.6
<u>4th Class Counties</u>										
Beaver	73	15.8	16	3.5	126	27.2	54	11.7	100	21.6
Butler	43	11.0	14	3.6	132	33.8	59	15.1	69	17.6
Cambria	32	14.4	27	12.2	2	0.9	29	13.1	2	0.9
Centre	65	23.6	17	6.2	49	17.8	1	0.4	22	8.0
Fayette	100	17.9	22	3.9	0	--	14	2.5	166	29.6
Franklin	9	7.9	0	--	42	36.8	6	5.3	2	1.8
Monroe	51	9.1	55	9.8	0	--	8	1.4	150	26.7
Schuylkill	107	25.8	47	11.4	0	--	11	2.7	67	16.2
Washington	86	13.7	41	6.5	14	2.2	91	14.5	127	20.2
<u>5th Class Counties</u>										
Adams	19	17.1	5	4.5	0	--	4	3.6	5	4.5
Blair	66	16.8	1	0.3	120	30.6	2	0.5	21	5.4
Lawrence	64	14.7	14	3.2	53	12.2	64	14.7	120	27.5
Lebanon	61	14.3	21	4.9	3	0.7	65	15.3	51	12.0
Lycoming	84	23.8	15	4.2	0	--	13	3.7	36	10.2
Mercer	98	26.8	55	15.1	0	--	0	--	41	11.2
Northumberland	115	32.7	18	5.1	33	9.4	40	11.4	65	18.5

Family Court Caseload - 2018 Protection From Abuse Processed

	Petition Withdrawn	%	Stipulation or Agreement	%	Other	%	Tranferred	%	Cases Processed
<u>1st Class County</u>									
Philadelphia	742	8.8	1,085	12.9	24	0.3	0	--	8,439
<u>2nd Class County</u>									
Allegheny	1,133	31.2	628	17.3	0	--	2	0.1	3,628
<u>2A Class Counties</u>									
Bucks	127	20.2	130	20.6	1	0.2	1	0.2	630
Delaware	633	31.4	238	11.8	0	--	0	--	2,013
Montgomery	379	25.5	278	18.7	0	--	0	--	1,486
<u>3rd Class Counties</u>									
Berks	429	26.1	354	21.5	0	--	0	--	1,646
Chester	58	10.0	131	22.7	0	--	0	--	578
Cumberland	57	19.1	140	47.0	0	--	0	--	298
Dauphin	155	15.1	245	23.9	1	0.1	1	0.1	1,026
Erie	24	3.5	190	27.4	0	--	0	--	694
Lackawanna	293	33.6	301	34.5	0	--	0	--	873
Lancaster	450	39.2	176	15.3	0	--	0	--	1,148
Lehigh	281	21.6	151	11.6	0	--	1	0.1	1,303
Luzerne	374	25.9	469	32.5	0	--	0	--	1,442
Northampton	109	10.7	86	8.4	20	2.0	0	--	1,022
Westmoreland	187	22.9	148	18.1	0	--	0	--	817
York	221	20.9	360	34.0	4	0.4	2	0.2	1,059
<u>4th Class Counties</u>									
Beaver	53	11.4	35	7.6	6	1.3	0	--	463
Butler	21	5.4	51	13.0	2	0.5	0	--	391
Cambria	25	11.3	105	47.3	0	--	0	--	222
Centre	42	15.2	51	18.5	28	10.1	1	0.4	276
Fayette	114	20.4	144	25.7	0	--	0	--	560
Franklin	2	1.8	53	46.5	0	--	0	--	114
Monroe	145	25.8	153	27.2	0	--	0	--	562
Schuylkill	73	17.6	109	26.3	0	--	0	--	414
Washington	217	34.6	50	8.0	0	--	2	0.3	628
<u>5th Class Counties</u>									
Adams	14	12.6	64	57.7	0	--	0	--	111
Blair	70	17.9	112	28.6	0	--	0	--	392
Lawrence	62	14.2	58	13.3	1	0.2	0	--	436
Lebanon	100	23.5	125	29.3	0	--	0	--	426
Lycoming	80	22.7	125	35.4	0	--	0	--	353
Mercer	108	29.6	63	17.3	0	--	0	--	365
Northumberland	57	16.2	20	5.7	4	1.1	0	--	352

Family Court Caseload - 2018 Protection From Abuse Processed

	Final Order				Temporary Order				Plaintiff Did Not Appear	
	Granted	%	Denied	%	Dismissed	%	Denied	%		%
<u>6th Class Counties</u>										
Armstrong	33	17.6	0	--	7	3.7	2	1.1	15	8.0
Bedford	17	11.4	3	2.0	1	0.7	0	--	18	12.1
Bradford	120	33.7	6	1.7	42	11.8	68	19.1	63	17.7
Carbon	56	16.7	58	17.3	0	--	0	--	99	29.5
Clarion	20	37.7	5	9.4	2	3.8	2	3.8	0	--
Clearfield	66	37.9	22	12.6	0	--	6	3.4	21	12.1
Clinton	27	24.8	9	8.3	17	15.6	1	0.9	3	2.8
Columbia	77	44.8	8	4.7	2	1.2	0	--	12	7.0
Crawford	17	11.6	6	4.1	0	--	3	2.0	20	13.6
Elk	19	27.1	11	15.7	4	5.7	5	7.1	5	7.1
Greene	12	12.5	1	1.0	0	--	2	2.1	11	11.5
Huntingdon	24	17.8	6	4.4	11	8.1	17	12.6	33	24.4
Indiana	27	20.5	7	5.3	0	--	0	--	10	7.6
Jefferson	17	17.9	5	5.3	0	--	10	10.5	1	1.1
McKean	58	66.7	2	2.3	0	--	0	--	0	--
Mifflin	18	32.7	4	7.3	0	--	0	--	2	3.6
Perry	19	18.4	0	--	4	3.9	0	--	6	5.8
Pike	53	28.2	21	11.2	4	2.1	26	13.8	11	5.9
Somerset	11	13.3	1	1.2	0	--	1	1.2	14	16.9
Susquehanna	67	31.6	21	9.9	18	8.5	16	7.5	14	6.6
Tioga	1	7.7	0	--	0	--	0	--	0	--
Venango	95	60.1	4	2.5	3	1.9	10	6.3	9	5.7
Warren	17	28.8	2	3.4	0	--	0	--	1	1.7
Wayne	38	19.7	9	4.7	1	0.5	0	--	35	18.1
<u>7th Class Counties</u>										
Juniata	9	45.0	0	--	2	10.0	1	5.0	1	5.0
Snyder	14	14.7	6	6.3	2	2.1	4	4.2	2	2.1
Union	37	52.1	4	5.6	9	12.7	1	1.4	4	5.6
Wyoming	64	70.3	1	1.1	14	15.4	1	1.1	0	--
<u>8th Class Counties</u>										
Cameron	3	27.3	2	18.2	0	--	0	--	0	--
Forest	0	--	2	40.0	0	--	0	--	0	--
Fulton	6	54.5	2	18.2	0	--	2	18.2	0	--
Montour	24	51.1	0	--	4	8.5	1	2.1	0	--
Potter	14	36.8	4	10.5	3	7.9	2	5.3	0	--
Sullivan	18	81.8	0	--	1	4.5	0	--	0	--

Family Court Caseload - 2018 Protection From Abuse Processed

	Petition Withdrawn	%	Stipulation or Agreement	%	Other	%	Tranferred	%	Cases Processed
<u>6th Class Counties</u>									
Armstrong	38	20.2	92	48.9	0	--	1	0.5	188
Bedford	44	29.5	66	44.3	0	--	0	--	149
Bradford	55	15.4	2	0.6	0	--	0	--	356
Carbon	89	26.5	34	10.1	0	--	0	--	336
Clarion	2	3.8	22	41.5	0	--	0	--	53
Clearfield	3	1.7	56	32.2	0	--	0	--	174
Clinton	25	22.9	26	23.9	1	0.9	0	--	109
Columbia	42	24.4	7	4.1	24	14.0	0	--	172
Crawford	31	21.1	70	47.6	0	--	0	--	147
Elk	16	22.9	10	14.3	0	--	0	--	70
Greene	36	37.5	34	35.4	0	--	0	--	96
Huntingdon	14	10.4	28	20.7	2	1.5	0	--	135
Indiana	33	25.0	53	40.2	2	1.5	0	--	132
Jefferson	10	10.5	52	54.7	0	--	0	--	95
McKean	27	31.0	0	--	0	--	0	--	87
Mifflin	14	25.5	16	29.1	1	1.8	0	--	55
Perry	34	33.0	37	35.9	3	2.9	0	--	103
Pike	52	27.7	21	11.2	0	--	0	--	188
Somerset	19	22.9	28	33.7	9	10.8	0	--	83
Susquehanna	28	13.2	48	22.6	0	--	0	--	212
Tioga	7	53.8	5	38.5	0	--	0	--	13
Venango	37	23.4	0	--	0	--	0	--	158
Warren	4	6.8	34	57.6	1	1.7	0	--	59
Wayne	82	42.5	24	12.4	3	1.6	1	0.5	193
<u>7th Class Counties</u>									
Juniata	4	20.0	2	10.0	1	5.0	0	--	20
Snyder	36	37.9	30	31.6	0	--	1	1.1	95
Union	13	18.3	0	--	2	2.8	1	1.4	71
Wyoming	2	2.2	9	9.9	0	--	0	--	91
<u>8th Class Counties</u>									
Cameron	3	27.3	3	27.3	0	--	0	--	11
Forest	0	--	2	40.0	1	20.0	0	--	5
Fulton	1	9.1	0	--	0	--	0	--	11
Montour	13	27.7	0	--	5	10.6	0	--	47
Potter	2	5.3	13	34.2	0	--	0	--	38
Sullivan	3	13.6	0	--	0	--	0	--	22

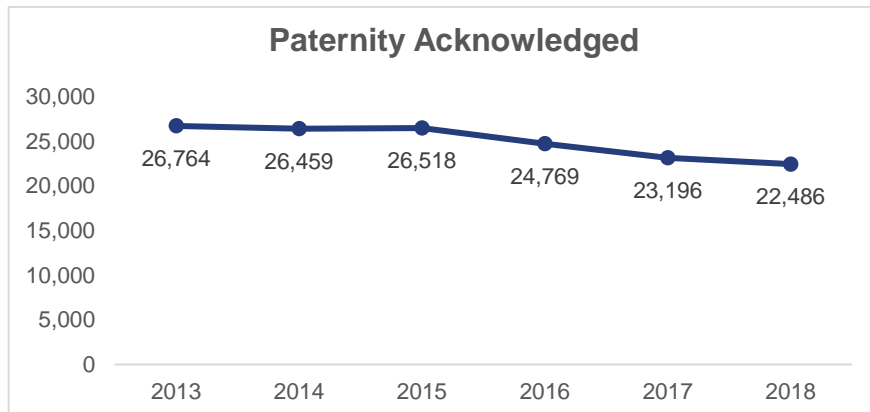
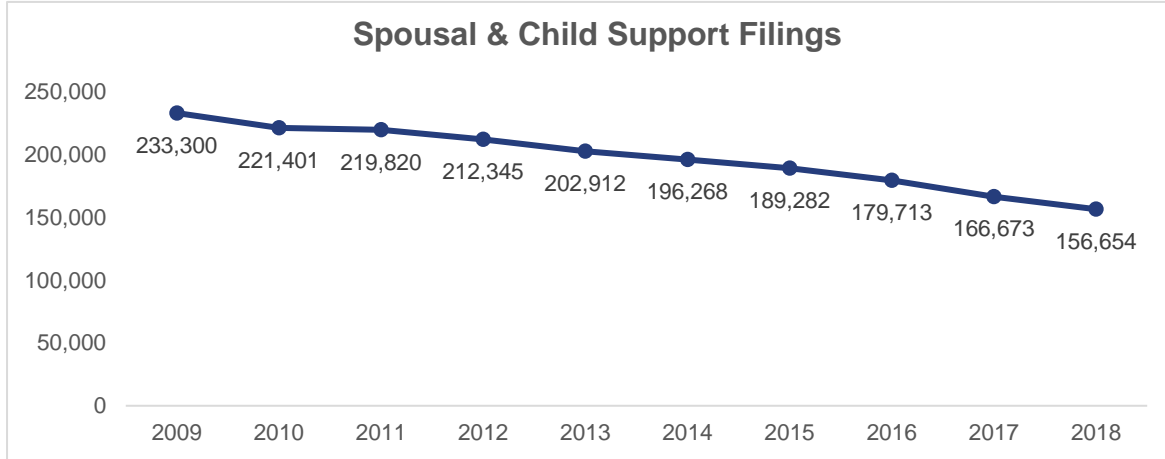
PROTECTION FROM ABUSE

... cases in which a plaintiff has petitioned the court of common pleas for relief from abuse by a defendant who is a household member, intimate partner, or shares biological parenthood.

Cases Processed	A petition is processed when a final order granting or denying the petition is entered by the court, or the petition is dismissed, denied, withdrawn, or otherwise terminated.
Final Order After Evidentiary Hearing Before a Judge	A final order granting or denying the petition is entered following an evidentiary hearing before a judge.
Final Order by Stipulation or Agreement Between the Parties	A petition was resolved by stipulation or agreement between the parties regardless of whether or not a hearing was started before the court. Also included in this category are consent agreements.
New Cases Filed	A new case is a petition filed with the prothonotary during the year, regardless of the number of protected persons listed on the petition. NOT included are indirect criminal contempt actions or ancillary petitions such as petitions to modify, extend or terminate an existing order.
Other Disposition	A residual disposition category for petitions processed by procedures not specified in the main disposition categories.
Petitions Requesting Temporary Orders	Of the new petitions filed, the number of plaintiffs requesting a temporary protection order.
Petition Withdrawn by Plaintiff	A petition is withdrawn by the petitioner prior to or during the hearing.
Plaintiff Did Not Appear for an Evidentiary Hearing	A petition was terminated because the plaintiff did not attend the scheduled hearing.
Temporary Orders Denied	Of those plaintiffs requesting a temporary order, the number of requests that were denied.
Temporary Order Denied After Ex Parte Hearing and No Evidentiary Hearing Scheduled	The petition is terminated due to the denial of a temporary order and no further proceedings are scheduled.
Temporary Order Dismissed After Evidentiary Hearing and No Final Order Entered	A temporary order was granted, but later dismissed at either the 10-day hearing or following a period where the temporary order was continued; no final order is entered and no further proceedings are scheduled.
Temporary Orders Granted	Of those plaintiffs requesting a temporary order, the number of requests that were granted.
Transferred to Another Jurisdiction	A petition was transferred to another jurisdiction for disposition. Active PFA orders transferred to another jurisdiction for enforcement are NOT included.

2018 Common Pleas State Totals Support & Paternity

Spousal & Child Support		Paternity	
Cases Pending 1/1/18	50,079	<u>Acknowledgements Filed:</u>	
New Cases Filed	156,654	Non-Domestic Relations Section	17,952
Dockets Transferred In (plus)	2,811	During Conference	3,521
Dockets Transferred Out (minus)	2,539	Non-Stipulated (post genetic test)	309
		Pre-Trial Conference	704
Cases Available for Processing	207,005	Total	22,486
Processed By:		<u>Established:</u>	
Judge	5,709	Stipulated by Genetic Test	2,788
Non-Judicial Officer	153,441	Default: Father Failed to Appear	1,573
<i>Intake Officer</i>	136,680	Adjudication by Court Proceeding	133
<i>Hearing Officer</i>	16,761	Out of State	4,968
Other	64	Total	9,462
Cases Processed	159,214		
Cases Pending 12/31/18	47,791	Pending as of 12/31/2018	13,718



Data Provided by PACSES

PACSES NOTE

Support data for each judicial district are supplied to the Administrative Office from the Department of Public Welfare's automated system "Pennsylvania Child Support Enforcement System" (PACSES). The Non-Judicial Officer disposition category is divided into two subcategories - Conference/Intake Officer and Hearing Officer - to better reflect the different procedures by which support cases may be disposed.

Pa.R.C.P.1910.10 requires counties to choose one of two procedures for hearing support matters. The president judge or the administrative judge of the family division of each county must certify to the Domestic Relations Procedural Rules Committee that support proceedings are conducted in accordance with Rule 1910.11 or Rule 1910.12.

In counties operating under Pa.R.C.P.1910.11, a conference is held before a conference/intake officer, an interim order is then entered, and if one or both of the parties are dissatisfied, a hearing *de novo* is held before a judge. Counties operating under Pa.R.C.P.1910.11 do not utilize hearing officers; hearing officers are attorneys appointed by the court.

The procedures set forth in Pa.R.C.P.1910.12 provide for a conference before a conference/intake officer and an interim order. If one or both parties are not satisfied with the interim order, a *de novo* hearing on the record is held before a hearing officer. The hearing officer then issues a report with recommendations, to which the parties may file exceptions with a judge.

<u>Pa. R.C.P. 1910.11</u>			<u>Pa. R.C.P. 1910.12</u>	
Adams	Fulton	Somerset	Allegheny	Lebanon
Beaver	Greene	Sullivan	Armstrong	Lehigh
Bedford	Huntingdon	Tioga	Berks	Luzerne
Blair	Jefferson	Union	Bradford	Lycoming
Bucks	Juniata	Wayne	Cambria	McKean
Butler	Lancaster	Wyoming	Carbon	Monroe
Cameron	Lawrence	York	Chester	Montgomery *
Centre	Mercer		Clarion	Montour
Clearfield	Mifflin		Columbia	Philadelphia
Clinton	Northampton		Cumberland	Schuylkill
Crawford	Northumberland		Elk	Susquehanna
Dauphin	Perry		Forest	Venango
Delaware	Pike		Franklin	Warren
Erie	Potter		Indiana	Washington
Fayette	Snyder		Lackawanna	Westmoreland

* Montgomery County uses hearings conducted by a conciliator, which is followed by an off-the-record *de novo* hearing before an attorney master/conference officer, followed by a *de novo* hearing before a judge.

Please note that in support cases, the "Other" category is only used to report cases that are transferred to another county or state. Dismissals, withdrawals, stipulations and agreements between the parties are included in the Conference/Intake Officer, Hearing Officer, or Judge categories, as appropriate.

Family Court Caseload - 2018 Spousal & Child Support

	Begin Pending	New Cases Filed	(plus) Dockets Transferred In	(minus) Dockets Transferred Out	Cases Processed	End Pending	Processed By:			
							Judge	Intake Officer	Hearing Officer	Other
<u>1st Class County</u>										
Philadelphia	20,605	22,485	315	284	22,576	20,545	337	17,060	5,174	5
<u>2nd Class County</u>										
Allegheny	5,720	15,535	104	139	16,486	4,734	170	12,539	3,775	2
<u>2A Class Counties</u>										
Bucks	893	4,496	28	121	4,380	916	760	3,620	0	0
Delaware	1,889	6,638	164	175	6,645	1,871	518	3,396	2,731	0
Montgomery*	1,019	3,843	68	58	4,094	778	96	2,810	1,139	49
<u>3rd Class Counties</u>										
Berks	1,914	6,384	92	104	6,315	1,971	83	5,562	668	2
Chester	796	2,623	47	138	2,595	733	120	2,356	119	0
Cumberland	393	2,676	49	56	2,690	372	14	2,510	166	0
Dauphin	1,218	5,387	186	41	5,619	1,131	207	5,412	0	0
Erie	766	6,424	43	31	6,390	812	334	6,056	0	0
Lackawanna	595	3,186	35	97	3,085	634	1	3,020	64	0
Lancaster	1,583	5,810	112	140	6,014	1,351	571	5,442	1	0
Lehigh	725	3,637	115	116	3,600	761	51	3,116	433	0
Luzerne	447	2,436	39	15	2,474	433	58	2,412	4	0
Northampton	863	4,365	110	149	4,427	762	393	4,034	0	0
Westmoreland	1,272	4,347	64	40	4,352	1,291	30	4,222	100	0
York	1,007	6,639	98	62	6,881	801	258	6,623	0	0
<u>4th Class Counties</u>										
Beaver	254	1,836	14	25	1,756	323	100	1,656	0	0
Butler	292	1,596	16	22	1,643	239	144	1,498	0	1
Cambria	416	2,432	105	31	2,504	418	23	2,341	140	0
Centre	129	1,099	15	8	1,131	104	42	1,089	0	0
Fayette	289	2,102	10	20	2,087	294	87	2,000	0	0
Franklin	357	2,196	31	19	2,277	288	7	2,208	62	0
Monroe	529	1,425	26	67	1,675	238	3	1,571	101	0
Schuylkill	283	1,933	44	29	1,984	247	1	1,957	25	1
Washington	606	1,992	42	31	2,028	581	21	1,845	162	0
<u>5th Class Counties</u>										
Adams	213	1,531	18	20	1,515	227	69	1,446	0	0
Blair	507	1,716	26	15	1,687	547	147	1,540	0	0
Lawrence	395	1,920	13	28	2,001	299	109	1,892	0	0
Lebanon	355	2,219	33	49	2,167	391	48	1,705	414	0
Lycoming	120	1,741	11	19	1,718	135	15	1,489	214	0
Mercer	424	2,606	23	29	2,568	456	127	2,441	0	0
Northumberland	192	1,216	36	36	1,258	150	30	1,189	39	0

Data provided by PACSES

* "Exceptions" from a Master/Conference Officer are not reported by PACSES.

Family Court Caseload - 2018 Spousal & Child Support

	Begin Pending	New Cases Filed	(plus) Dockets Transferred In	(minus) Dockets Transferred Out	Cases Processed	End Pending	Processed By:			
							Judge	Intake Officer	Hearing Officer	Other
<u>6th Class Counties</u>										
Armstrong	117	698	11	13	685	128	10	605	70	0
Bedford	125	501	6	2	531	99	62	469	0	0
Bradford	206	1,371	2	8	1,421	150	143	874	404	0
Carbon	156	967	46	38	960	171	9	885	66	0
Clarion	39	533	2	4	519	51	1	503	15	0
Clearfield	113	1,168	147	9	1,313	106	55	1,258	0	0
Clinton	39	657	8	9	654	41	23	631	0	0
Columbia/Montour ¹	177	1,128	16	21	1,114	186	16	1,036	60	2
Crawford	152	1,415	18	27	1,413	145	44	1,369	0	0
Elk	60	352	1	2	361	50	2	316	43	0
Greene	169	787	15	5	776	190	31	745	0	0
Huntingdon	152	899	164	16	1,046	153	14	1,032	0	0
Indiana	143	987	83	18	1,070	125	6	1,019	45	0
Jefferson	85	501	8	11	491	92	15	476	0	0
McKean	125	420	0	3	481	61	14	109	358	0
Mifflin	119	1,024	19	8	1,055	99	36	1,019	0	0
Perry	112	601	8	11	606	104	28	578	0	0
Pike	69	654	18	6	621	114	23	597	1	0
Somerset	155	880	7	12	855	175	60	795	0	0
Susquehanna	74	527	2	4	524	75	18	439	67	0
Tioga	49	828	3	14	799	67	22	776	0	1
Venango	123	628	12	11	641	111	1	571	69	0
Warren/Forest [*]	87	475	4	7	443	116	4	407	32	0
Wayne	72	417	6	9	413	73	19	393	0	1
<u>7th Class Counties</u>										
Juniata	35	222	6	6	221	36	9	212	0	0
Snyder	56	243	14	12	256	45	23	233	0	0
Union	48	433	34	21	442	52	9	433	0	0
Wyoming	54	415	9	11	405	62	25	380	0	0
<u>8th Class Counties</u>										
Cameron	14	73	2	1	79	9	4	75	0	0
Fulton	17	137	0	1	140	13	0	140	0	0
Potter	67	201	3	1	221	49	6	215	0	0
Sullivan	4	41	5	4	36	10	3	33	0	0

Data provided by PACSES

^{*} Domestic Relations Office combined, breakout not available.

SPOUSAL & CHILD SUPPORT

... those cases in which a complaint has been filed requesting the court to require maintenance of a spouse or child by a person required by law to provide such maintenance.

Cases Processed	A case is considered processed when a final order is entered.
Conference/Intake Officer	A type of non-judicial officer who conducts an office conference pursuant to Pa.R.C.P. 1910.11. A support complaint is considered processed by a conference/intake officer if: <ol style="list-style-type: none">1) an agreement is reached during an office conference and the court approves the agreement; or,2) no party demands a hearing within 20 days after an office conference.
Dockets Transferred In/Out	Refers to the number of cases transferred from/to another county or state before a support order is established.
Hearing Officer	A type of non-judicial officer (an attorney) who conducts a hearing on the record and files an interim order to the court pursuant to Pa.R.C.P. 1910.12. A support petition is considered processed by a hearing officer if no party files exceptions to any part of the resulting interim order.
Judge	This disposition type refers to the number of cases in which disputed issues of fact were heard by a judge in an evidentiary proceeding.
New Cases Filed	A new support case is initiated with the filing of a complaint with the domestic relations section of the court of common pleas. Included are incoming reciprocal cases, petitions for modification or termination, and alimony pendente lite.
Other	This disposition type refers to the number of cases not processed by a judge or conference/intake officer. Dismissals, withdrawals, stipulations and agreements between the parties are included in Conference/Intake Officer, Hearing Officer, or Judge categories, as appropriate.

Family Court Caseload - 2018 Paternity Acknowledgements Filed

	Non-Domestic Relations Section	During Conference	Non-Stipulated (post genetic test)	Pre-Trial Conference	Total
<u>1st Class County</u>					
Philadelphia	4,163	975	148	115	5,401
<u>2nd Class County</u>					
Allegheny	1,298	510	69	65	1,942
<u>2A Class Counties</u>					
Bucks	491	150	4	13	658
Delaware	684	166	4	24	878
Montgomery	524	83	1	16	624
<u>3rd Class Counties</u>					
Berks	792	69	1	84	946
Chester	361	60	0	3	424
Cumberland	258	46	1	13	318
Dauphin	470	89	0	45	604
Erie	541	88	0	20	649
Lackawanna	350	65	24	1	440
Lancaster	714	104	4	37	859
Lehigh	572	90	0	9	671
Luzerne	437	51	3	5	496
Northampton	416	91	3	18	528
Westmoreland	385	68	0	4	457
York	654	58	0	53	765
<u>4th Class Counties</u>					
Beaver	199	38	1	4	242
Butler	164	16	1	14	195
Cambria	229	29	0	21	279
Centre	80	13	0	0	93
Fayette	241	33	0	6	280
Franklin	189	28	0	10	227
Monroe	195	75	1	1	272
Schuylkill	243	36	0	1	280
Washington	211	24	0	3	238
<u>5th Class Counties</u>					
Adams	140	25	0	3	168
Blair	190	40	0	0	230
Lawrence	112	35	0	7	154
Lebanon	191	62	0	1	254
Lycoming	184	21	0	1	206
Mercer	133	24	0	8	165
Northumberland	176	14	0	2	192

Data provided by PACSES

Family Court Caseload - 2018 Paternity Acknowledgements Filed

	Non-Domestic Relations Section	During Conference	Non-Stipulated (post genetic test)	Pre-Trial Conference	Total
<u>6th Class Counties</u>					
Armstrong	86	17	0	1	104
Bedford	50	18	0	0	68
Bradford	104	27	7	1	139
Carbon	88	13	1	13	115
Clarion	61	9	3	0	73
Clearfield	137	12	0	12	161
Clinton	67	13	0	1	81
Columbia/Montour*	96	9	9	2	116
Crawford	126	0	1	15	142
Elk	34	5	2	0	41
Greene	72	6	0	2	80
Huntingdon	58	7	1	4	70
Indiana	69	16	2	3	90
Jefferson	55	3	3	1	62
McKean	65	3	0	10	78
Mifflin	88	15	1	0	104
Perry	60	1	2	9	72
Pike	40	9	0	0	49
Somerset	86	9	0	4	99
Susquehanna	40	8	2	0	50
Tioga	42	7	1	4	54
Venango	90	17	0	1	108
Warren/Forest*	51	5	5	6	67
Wayne	69	3	0	0	72
<u>7th Class Counties</u>					
Juniata	35	5	1	2	43
Snyder	33	4	0	1	38
Union	41	1	0	2	44
Wyoming	79	1	3	2	85
<u>8th Class Counties</u>					
Cameron	6	1	0	1	8
Fulton	16	0	0	0	16
Potter	14	1	0	0	15
Sullivan	7	0	0	0	7

Data provided by PACSES

* Domestic Relations Office combined, breakout not available.

Family Court Caseload - 2018 Paternity Established/Pending

	Stipulated by Genetic Test	Default: Father Failed to Appear	Adjudication by Court Proceeding	Out of State	Total	Pending
<u>1st Class County</u>						
Philadelphia	435	596	2	650	1,683	8,355
<u>2nd Class County</u>						
Allegheny	267	229	0	154	650	1,098
<u>2A Class Counties</u>						
Bucks	66	36	3	186	291	148
Delaware	170	28	3	159	360	403
Montgomery	97	19	1	141	258	179
<u>3rd Class Counties</u>						
Berks	129	68	0	374	571	381
Chester	38	13	0	57	108	137
Cumberland	24	12	1	61	98	50
Dauphin	120	8	82	235	445	314
Erie	187	38	20	113	358	152
Lackawanna	8	29	0	92	129	178
Lancaster	24	156	12	202	394	263
Lehigh	82	47	0	399	528	119
Luzerne	47	51	1	309	408	127
Northampton	55	47	0	157	259	156
Westmoreland	91	13	0	38	142	86
York	110	16	2	345	473	184
<u>4th Class Counties</u>						
Beaver	53	3	0	47	103	73
Butler	25	3	0	31	59	23
Cambria	49	7	0	38	94	65
Centre	13	0	0	10	23	11
Fayette	33	3	0	24	60	75
Franklin	36	3	0	113	152	52
Monroe	28	6	0	82	116	98
Schuylkill	44	8	0	55	107	71
Washington	46	29	0	27	102	78
<u>5th Class Counties</u>						
Adams	19	4	0	39	62	34
Blair	31	1	0	18	50	97
Lawrence	27	8	0	65	100	48
Lebanon	24	18	4	94	140	93
Lycoming	37	7	2	53	99	33
Mercer	22	13	0	47	82	99
Northumberland	28	14	0	72	114	29

Data provided by PACSES

Family Court Caseload - 2018 Paternity Established/Pending

	Stipulated by Genetic Test	Default: Father Failed to Appear	Adjudication by Court Proceeding	Out of State	Total	Pending
<u>6th Class Counties</u>						
Armstrong	12	0	0	6	18	7
Bedford	7	1	0	10	18	16
Bradford	10	0	0	30	40	19
Carbon	9	5	0	24	38	21
Clarion	6	2	0	9	17	9
Clearfield	19	3	0	17	39	13
Clinton	9	0	0	10	19	12
Columbia/Montour*	2	3	0	28	33	32
Crawford	28	3	0	29	60	17
Elk	7	2	0	5	14	5
Greene	18	7	0	19	44	47
Huntingdon	14	0	0	10	24	22
Indiana	19	0	0	15	34	9
Jefferson	10	0	0	8	18	13
McKean	11	2	0	18	31	14
Mifflin	29	0	0	10	39	12
Perry	17	1	0	6	24	10
Pike	5	1	0	51	57	14
Somerset	8	2	0	14	24	9
Susquehanna	4	0	0	36	40	7
Tioga	11	0	0	31	42	18
Venango	23	0	0	14	37	12
Warren/Forest*	13	0	0	5	18	10
Wayne	4	2	0	27	33	10
<u>7th Class Counties</u>						
Juniata	7	0	0	6	13	6
Snyder	6	1	0	12	19	3
Union	5	3	0	15	23	20
Wyoming	0	1	0	4	5	9
<u>8th Class Counties</u>						
Cameron	0	0	0	0	0	1
Fulton	1	0	0	7	8	4
Potter	8	1	0	5	14	8
Sullivan	1	0	0	0	1	0

Data provided by PACSES

* Domestic Relations Office combined, breakout not available.

PATERNITY

... legal determination of fatherhood. Paternity must be established before child or medical support can be ordered.

Pending Paternity The number of cases in which a paternity matter has been filed, but there is no establishment or acknowledgement.

Paternity Acknowledgements Filed

During Conference The alleged father signed the Acknowledgement of Paternity - Waiver of Trial (PE-010) at the initial child support conference.

Non-Domestic Relations Section The voluntary Acknowledgement of Paternity (AOP) interfaced between the Pennsylvania Child Support Enforcement System (PACSES) and the Paternity Tracking System (PTS) to establish paternity for the child.

Non-Stipulated (post genetic test) The alleged father signed the Acknowledgement of Paternity - Waiver of Trial (PE-010) after genetic tests were conducted and resulted in the alleged father being determined to be the biological father.

Pre-Trial Conference The alleged father signed the Acknowledgement of Paternity - Waiver of Trial (PE-010) at a child support conference.

Paternity Established

Stipulated by Genetic Tests The alleged father requested genetic tests and signed a stipulation that if the test results had a 99% or higher probability of paternity, then the alleged father would be stipulated as the biological father of the child.

Default - Father Failed to Appear The alleged father failed to appear after being served for either a support conference, hearing, or genetic test, and a default paternity order was entered by the court.

Adjudication by Court Proceeding The alleged father was determined to be the biological father of the child through a court proceeding.

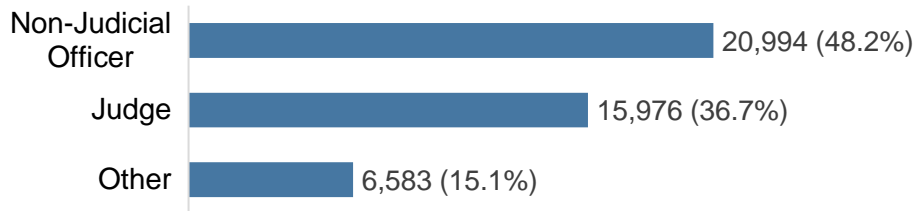
Out of State Paternity was established in another state, "Out of state only".

2018 Common Pleas State Totals Custody & Divorce

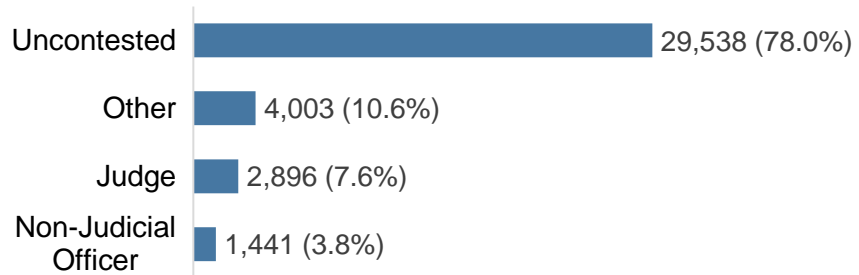
	Custody/ Partial Custody/ Visitation	Divorce
Cases Pending 1/1/18	31,712^(R)	78,672^(R)
New Cases Filed	46,091	38,140
Cases Available for Processing	77,803	116,812
Cases Processed	43,553	37,878
Cases Pending 12/31/18	34,250	78,934

Processed By:

Custody/Partial Custody/Visitation:



Divorce:



(R) - Revised

Family Court Caseload - 2018 Custody/Partial Custody/Visitation

	Begin Pending	New Cases Filed	Cases Processed	End Pending	Processed By:		
					Judge	Non-Judicial Officer	Other
<u>1st Class County</u>							
Philadelphia	10,415	9,928	10,261	10,082	5,678	4,542	41
<u>2nd Class County</u>							
Allegheny	6,525	3,701	1,975	8,251	830	717	428
<u>2A Class Counties</u>							
Bucks	169	1,652	1,636	185	662	649	325
Delaware	605	1,140	1,536	209	241	1,123	172
Montgomery	567	3,805	3,923	449	2,456	1,079	388
<u>3rd Class Counties</u>							
Berks	622	1,019	969	672	574	282	113
Chester	1,797	957	832	1,922	108	445	279
Cumberland	224	666	684	206	72	476	136
Dauphin	202	987	952	237	90	613	249
Erie	72	1,005	938	139	272	501	165
Lackawanna	373 (R)	470	362	481	113	201	48
Lancaster	36	1,191	1,132	95	202	825	105
Lehigh	516	1,650	1,666	500	126	968	572
Luzerne	40	1,751	1,734	57	330	1,404	0
Northampton	352 (R)	964	932	384	35	715	182
Westmoreland	415	813	769	459	242	485	42
York	794	1,634	1,366	1,062	423	391	552
<u>4th Class Counties</u>							
Beaver	148	719	688	179	356	297	35
Butler	204 (R)	392	387	209	55	184	148
Cambria	429	264	208	485	51	131	26
Centre	93 (R)	318	234	177	234	0	0
Fayette	162	250	231	181	3	161	67
Franklin	8	268	250	26	0	241	9
Monroe	42	935	873	104	41	791	41
Schuylkill	388 (R)	556	480	464	176	274	30
Washington	254 (R)	459	448	265	5	268	175
<u>5th Class Counties</u>							
Adams	108	486	488	106	451	0	37
Blair	146	666	635	177	139	334	162
Lawrence	279 (R)	318	303	294	63	231	9
Lebanon	1,109	435	287	1,257	34	98	155
Lycoming	90	486	408	168	83	218	107
Mercer	35	201	199	37	180	0	19
Northumberland	54	667	537	184	118	285	134

(R) - Revised

Family Court Caseload - 2018 Custody/Partial Custody/Visitation

	Begin Pending	New Cases Filed	Cases Processed	End Pending	Processed By:		
					Judge	Non-Judicial Officer	Other
<u>6th Class Counties</u>							
Armstrong	139	186	223	102	41	0	182
Bedford	364	129	116	377	83	0	33
Bradford	242	311	308	245	74	47	187
Carbon	100 (R)	390	385	105	158	207	20
Clarion	40	121	135	26	13	22	100
Clearfield	108	215	166	157	28	111	27
Clinton	90	99	138	51	137	0	1
Columbia	315	216	157	374	7	136	14
Crawford	758 (R)	482	750	490	15	307	428
Elk	29	84	83	30	4	52	27
Greene	22	73	73	22	3	12	58
Huntingdon	93	120	107	106	91	0	16
Indiana	476	154	150	480	111	37	2
Jefferson	83 (R)	255	254	84	10	112	132
McKean	116	323	304	135	139	150	15
Mifflin	68	305	301	72	146	0	155
Perry	138	229	223	144	84	135	4
Pike	30	141	152	19	47	103	2
Somerset	77	181	189	69	13	102	74
Susquehanna	422	77	40	459	22	4	14
Tioga	3	161	147	17	0	147	0
Venango	7	72	72	7	14	49	9
Warren	194	186	129	251	40	61	28
Wayne	94	245	111	228	6	96	9
<u>7th Class Counties</u>							
Juniata	90	57	65	82	56	0	9
Snyder	37	152	151	38	42	60	49
Union	38	121	93	66	55	30	8
Wyoming	34	74	77	31	64	0	13
<u>8th Class Counties</u>							
Cameron	4	18	20	2	0	16	4
Forest	9	6	9	6	3	2	4
Fulton	24	21	14	31	9	0	5
Montour	87 (R)	76	63	100	1	61	1
Potter	106	43	10	139	4	6	0
Sullivan	2	15	15	2	13	0	2

(R) - Revised

CUSTODY/PARTIAL CUSTODY/VISITATION

... a category of cases which are legal proceedings to determine the right:

- 1) Custody - to keep, control, guard, care for and preserve a child;**
- 2) Partial Custody - to take possession of a child from the custodial person for a specified length of time;**
- 3) Visitation - to visit a child without the right to remove a child from custodial person's control.**

Cases Processed	A case is considered processed when a final order is entered.
Judge	This disposition type refers to the number of cases in which disputed issues of fact were heard by a judge in an evidentiary proceeding. NOT included are those cases signed by a judge in which the agreement was reached by a hearing officer, mediator, or conciliator.
New Cases Filed	A new custody/partial custody/visitation case is initiated with the filing of a complaint. The unit of count is the petition and NOT the number of children listed on the petition. Included are petitions to modify existing custody or visitation orders. NOT included are petitions for special relief or emergency petitions.
Non-Judicial Officer	This disposition type refers to the number of cases processed or disposed by a mediator, conciliator, hearing officer, master or other domestic relations personnel.
Other	This disposition type refers to the number of cases not processed by a judge or non-judicial officer. Included are all cases which have been transferred, withdrawn, discontinued, Pa.R.J.A. 1901 dismissals, and stipulations by the parties in which there was NO mediation, conciliation, or hearing before a hearing officer, master or judge.

Family Court Caseload - 2018 Divorce

	Begin Pending	New Cases Filed	Cases Processed	End Pending	Processed By:			
					Judge	Non-Judicial Officer	Uncontested	Other
<u>1st Class County</u>								
Philadelphia	15,507	1,850	1,626	15,731	1,620	0	0	6
<u>2nd Class County</u>								
Allegheny	6,281	2,587	2,480	6,388	252	87	2,140	1
<u>2A Class Counties</u>								
Bucks	658	1,340	1,310	688	25	129	1,156	0
Delaware	4,833	1,093	300	5,626	0	94	156	50
Montgomery	2,565	1,728	1,532	2,761	0	0	1,532 ^(O)	0
<u>3rd Class Counties</u>								
Berks	2,115	1,024	1,171	1,968	26	105	804	236
Chester	2,438	1,088	1,123	2,403	68	202	839	14
Cumberland	754	677	705	726	0	11	632	62
Dauphin	914	651	774	791	0	8	598	168
Erie	298	584	571	311	0	0	556	15
Lackawanna	478 (R)	527	449	556	0	39	410	0
Lancaster	3,360	1,338	1,236	3,462	1	1	1,228	6
Lehigh	1,536	952	1,010	1,478	0	121	696	193
Luzerne	289	738	603	424	0	54	534	15
Northampton	3,521	804	802	3,523	0	58	718	26
Westmoreland	3,021	928	841	3,108	0	99	723	19
York	2,219	1,491	1,541	2,169	2	0	1,264	275
<u>4th Class Counties</u>								
Beaver	730	457	576	611	46	0	370	160
Butler	657 (R)	395	564	488	6	0	406	152
Cambria	602 (R)	343	465	480	3	3	264	195
Centre	1,050	322	309	1,063	0	0	274	35
Fayette	477	495	474	498	30	7	374	63
Franklin	649	492	495	646	0	5	402	88
Monroe	982	431	369	1,044	12	34	316	7
Schuylkill	671	397	419	649	0	6	292	121
Washington	1,215	578	1,287	506	0	87	465	735
<u>5th Class Counties</u>								
Adams	448	336	351	433	3	13	285	50
Blair	1,050	335	395	990	2	20	292	81
Lawrence	406 (R)	253	268	391	16	6	208	38
Lebanon	1,872	827	533	2,166	8	32	399	94
Lycoming	379	385	308	456	0	1	307	0
Mercer	334	304	330	308	0	21	270	39
Northumberland	100 (R)	204	218	86	13	11	160	34

(R) - Revised

(O) - Overinclusive, includes cases in which there was an evidentiary hearing before a judge.

Family Court Caseload - 2018 Divorce

	Begin Pending	New Cases Filed	Cases Processed	End Pending	Processed By:			
					Judge	Non-Judicial Officer	Uncontested	Other
<u>6th Class Counties</u>								
Armstrong	92	191	173	110	0	4	153	16
Bedford	308	158	154	312	44	0	102	8
Bradford	371	184	179	376	0	0	178	1
Carbon	212	209	229	192	2	20	168	39
Clarion	102	102	98	106	1	9	88	0
Clearfield	266	225	180	311	0	17	162	1
Clinton	144	102	136	110	43	0	93	0
Columbia	162	188	172	178	0	3	163	6
Crawford	464	265	328	401	0	4	237	87
Elk	140 (R)	89	94	135	0	0	71	23
Greene	123	112	119	116	1	1	88	29
Huntingdon	212	145	152	205	31	0	119	2
Indiana	404	163	248	319	0	0	225	23
Jefferson	185 (R)	140	174	151	0	1	155	18
McKean	1	128	123	6	0	31	83	9
Mifflin	393	164	531	26	0	0	141	390
Perry	207	120	150	177	16	10	113	11
Pike	317	140	136	321	0	23	113	0
Somerset	308	229	256	281	2	0	212	42
Susquehanna	309	101	115	295	15	8	47	45
Tioga	95	151	137	109	0	22	115	0
Venango	199	147	161	185	2	10	149	0
Warren	178	131	113	196	4	2	106	1
Wayne	165	140	144	161	0	5	126	13
<u>7th Class Counties</u>								
Juniata	73	62	65	70	4	7	54	0
Snyder	143	107	117	133	3	2	109	3
Union	89	111	113	87	0	1	98	14
Wyoming	119 (R)	74	84	109	10	5	52	17
<u>8th Class Counties</u>								
Cameron	4,148	1,756	1,869	4,035	0	0	1,679	190
Forest	29	10	18	21	1	1	6	10
Fulton	63	36	42	57	1	0	25	16
Montour	56 (R)	50	44	62	3	0	31	10
Potter	6,181	6,243	5,785	6,639	580	1	5,204	0
Sullivan	5	13	4	14	0	0	3	1

(R) - Revised

DIVORCE

... a legal proceeding to dissolve a marriage.

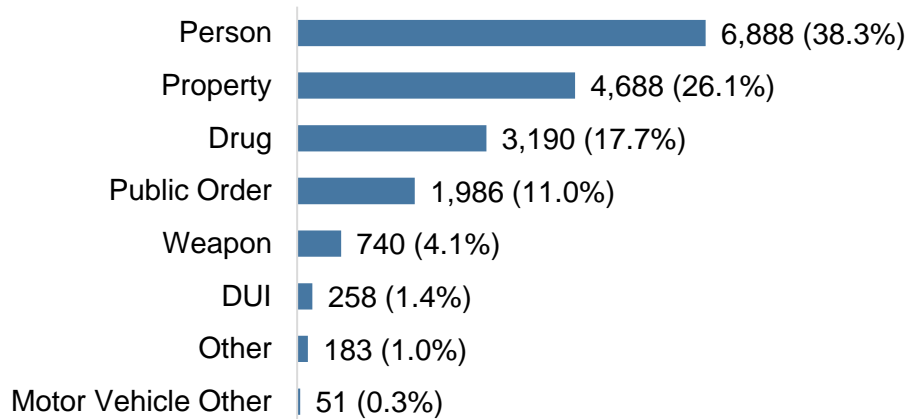
Cases Processed	A divorce case is counted as processed when a final decree is issued granting or denying the divorce. Equitable distribution may be ongoing though the petition is counted as disposed.
Judge	This disposition type refers to the number of cases in which disputed issues of fact were heard by a judge in an evidentiary proceeding. Included are single cases with multiple hearings AT LEAST ONE of which was held before a judge.
New Cases Filed	A new divorce action is initiated with the filing of a complaint.
Non-Judicial Officer	This disposition type refers to the number of cases in which disputed issues of fact were heard by a master in an evidentiary proceeding. Included are single cases with multiple hearings in which there were NO hearings before a judge.
Other	This disposition type refers to the number of cases not processed by a judge, or non-judicial officer, or matters which were not uncontested. Included are all cases which have been transferred, withdrawn, discontinued, and Pa.R.J.A. 1901 dismissals.
Uncontested	This disposition type refers to the number of matters resolved by mediation, conciliation or stipulation. Included are all matters resolved without an evidentiary hearing, i.e. those in which there was no evidentiary proceeding and the judge signed a final decree.

2018 Common Pleas State Totals Juvenile Delinquency

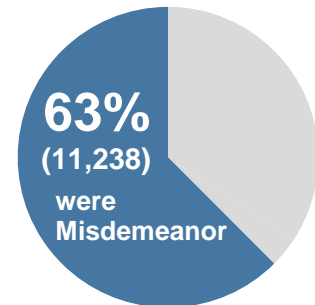
Cases Pending Disposition

Cases Pending 1/1/18	8,316^(R)
New Cases	17,984
Consent Decree Revoked	564
Informal Adjustment Program Revoked	67
Alternative Program Revoked	0
Warrant Returned	1,504
Other	1,750
Cases Available for Disposition	30,185
Warrant Issued	1,517
Cases Disposed	21,482
Cases Pending 12/31/18	7,186

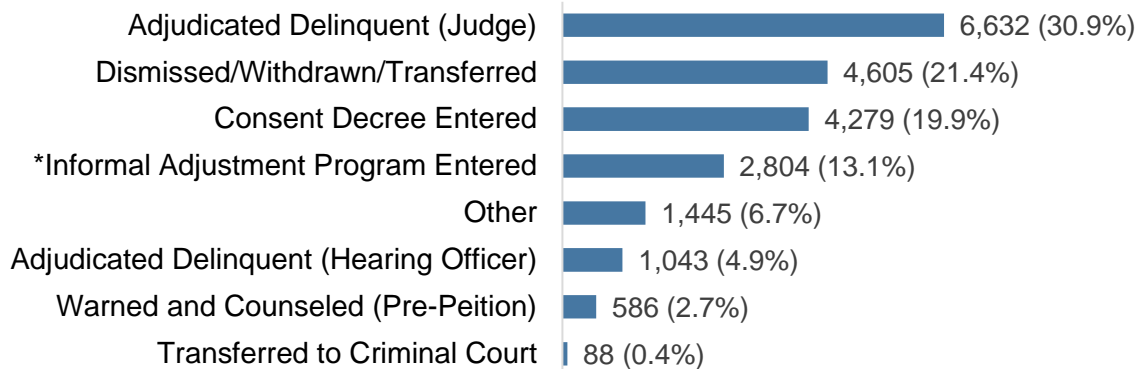
New Cases By Offense Type:



Of all new cases filed:



Cases Pending Disposition Disposed By:



* Includes Informal Adjustment Programs Entered and certain pre-petition diversions to Alternative Programs (including Youth Aid Panels).

(R) - Revised

2018 Common Pleas State Totals Juvenile Delinquency

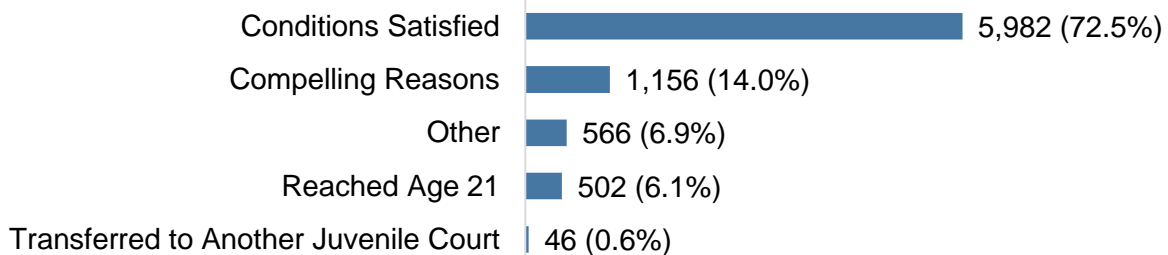
Formal Dispositions

Cases Pending 1/1/18	15,359^(R)
Adjudicated delinquent	
Judge	6,632
Hearing Officer	1,043
Warrant Returned	2,313
Other	574
Adjudicated Delinquent Cases	25,921
Warrant Issued	2,561
Court Supervision Terminated	8,252
Cases Pending 12/31/18	15,108

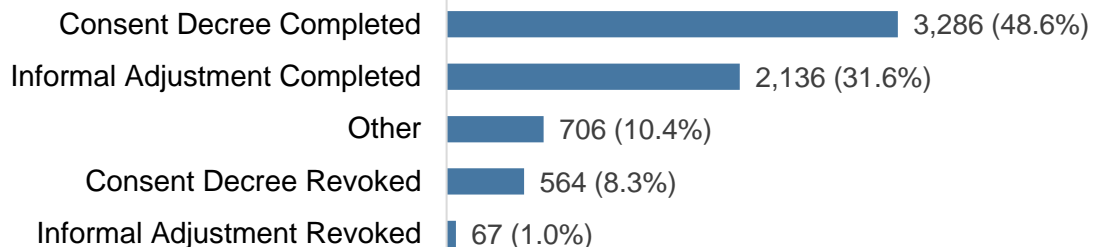
Informal Dispositions

Consent Decree Pending 1/1/18	3,052^(R)
Informal Adjustment Pending 1/1/18	1,565^(R)
New Consent Decree	4,279
New Informal Adjustment	2,533
Warrant Returned	57
Other	390
Informally Disposed Cases	11,876
Warrant Issued	187
Informally Disposed Cases Terminated	6,759
Cases Pending 12/31/18	4,930

Formal Dispositions Court Supervision Terminated By:



Informal Dispositions Terminated By:



Delinquency cases are disposed either formally, at a proceeding held before a judge or hearing officer, or informally without a proceeding. Informal dispositions include informal adjustments supervised by a juvenile probation officer; consent decrees agreed upon with the District Attorney after a petition is filed; or other pre-petition process by the juvenile probation department.

(R) - Revised

Famly Court Caseload - 2018 Juvenile Delinquency
Cases Pending Disposition - Available for Disposition

	Begin Pending	New Cases	Consent Decree Revoked	Informal Adjustment Program Revoked	Alternative Program Revoked
<u>1st Class County</u>					
Philadelphia	1,199	2,147	112	0	0
<u>2nd Class County</u>					
Allegheny	882	1,807	73	5	0
<u>2A Class Counties</u>					
Bucks	149	642	23	0	0
Delaware	863	1,076	26	7	0
Montgomery	488	845	8	0	0
<u>3rd Class Counties</u>					
Berks	259	495	53	12	0
Chester	241	490	7	3	0
Cumberland	128	312	20	2	0
Dauphin	485	814	12	0	0
Erie	193	473	6	0	0
Lackawanna	129	358	12	0	0
Lancaster	260	722	11	15	0
Lehigh	166	502	12	1	0
Luzerne	124	280	2	0	0
Northampton	151	605	8	0	0
Westmoreland	151	473	27	0	0
York	505	882	31	2	0
<u>4th Class Counties</u>					
Beaver	92	250	2	0	0
Butler	41	252	1	0	0
Cambria	69	275	10	3	0
Centre	44	78	1	0	0
Fayette	56	233	0	0	0
Franklin	55	224	6	5	0
Monroe	69	199	1	0	0
Schuylkill	48	186	0	7	0
Washington	38	281	4	5	0
<u>5th Class Counties</u>					
Adams	38	149	8	0	0
Blair	78	213	9	0	0
Lawrence	31	93	3	0	0
Lebanon	106	196	31	0	0
Lycoming	79	269	11	0	0
Mercer	134	180	1	0	0
Northumberland	91	170	1	0	0

Famly Court Caseload - 2018 Juvenile Delinquency
Cases Pending Disposition - Available for Disposition

	Warrant Returned	Other	Cases Available for Disposition	Warrant Issued	*Cases Disposed	End Pending
<u>1st Class County</u>						
Philadelphia	564	171	4,193	585	2,735	873
<u>2nd Class County</u>						
Allegheny	266	154	3,187	225	2,141	821
<u>2A Class Counties</u>						
Bucks	23	50	887	49	691	147
Delaware	151	68	2,191	118	1,451	622
Montgomery	67	84	1,492	155	865	472
<u>3rd Class Counties</u>						
Berks	16	52	887	22	650	215
Chester	53	29	823	23	596	204
Cumberland	6	49	517	7	421	89
Dauphin	28	82	1,421	27	1,070	324
Erie	11	49	732	15	551	166
Lackawanna	7	23	529	9	396	124
Lancaster	0	59	1,067	0	797	270
Lehigh	8	67	756	17	606	133
Luzerne	34	35	475	8	385	82
Northampton	20	48	832	21	652	159
Westmoreland	78	37	766	58	584	124
York	62	111	1,593	48	1,109	436
<u>4th Class Counties</u>						
Beaver	12	20	376	5	266	105
Butler	2	13	309	3	245	61
Cambria	11	17	385	7	297	81
Centre	0	9	132	0	120	12
Fayette	2	33	324	3	201	120
Franklin	1	16	307	1	245	61
Monroe	2	31	302	9	228	65
Schuylkill	1	19	261	6	213	42
Washington	15	38	381	16	308	57
<u>5th Class Counties</u>						
Adams	1	16	212	0	169	43
Blair	5	20	325	3	267	55
Lawrence	7	7	141	10	107	24
Lebanon	13	49	395	21	243	131
Lycoming	1	9	369	1	272	96
Mercer	2	7	324	6	231	87
Northumberland	2	18	282	5	165	112

* Includes cases closed pre-petition due to juveniles' participation in Alternative Programs, including Youth Aid Panels.

Famly Court Caseload - 2018 Juvenile Delinquency
Cases Pending Disposition - Available for Disposition

	Begin Pending	New Cases	Consent Decree Revoked	Informal Adjustment Program Revoked	Alternative Program Revoked
<u>6th Class Counties</u>					
Armstrong	7	64	1	0	0
Bedford	37	43	2	0	0
Bradford	43	83	5	0	0
Carbon	54	89	2	0	0
Clarion	14	68	0	0	0
Clearfield	29	84	2	0	0
Clinton	8	60	3	0	0
Columbia	25	69	0	0	0
Crawford	41	119	0	0	0
Elk	17	38	0	0	0
Greene	21	21	0	0	0
Huntingdon	11	85	1	0	0
Indiana	14	74	0	0	0
Jefferson	14	75	0	0	0
McKean	44	61	0	0	0
Mifflin	17	71	5	0	0
Perry	116	54	0	0	0
Pike	20	58	0	0	0
Somerset	28	59	1	0	0
Susquehanna	18	45	0	0	0
Tioga	7	47	3	0	0
Venango	77	103	0	0	0
Warren	14	88	5	0	0
Wayne	5	41	0	0	0
<u>7th Class Counties</u>					
Juniata	46	22	0	0	0
Snyder	30	53	1	0	0
Union	14	14	0	0	0
Wyoming	12	42	0	0	0
<u>8th Class Counties</u>					
Cameron	4	6	0	0	0
Forest	2	10	0	0	0
Fulton	14	20	0	0	0
Montour	60	11	0	0	0
Potter	10	33	1	0	0
Sullivan	1	3	0	0	0

Famly Court Caseload - 2018 Juvenile Delinquency
Cases Pending Disposition - Available for Disposition

	Warrant Returned	Other	Cases Available for Disposition	Warrant Issued	*Cases Disposed	End Pending
<u>6th Class Counties</u>						
Armstrong	0	10	82	0	65	17
Bedford	1	22	105	0	87	18
Bradford	0	5	136	0	110	26
Carbon	2	8	155	4	97	54
Clarion	2	14	98	2	76	20
Clearfield	2	7	124	0	102	22
Clinton	0	6	77	0	63	14
Columbia	2	7	103	1	83	19
Crawford	6	14	180	7	121	52
Elk	0	9	64	0	44	20
Greene	0	9	51	1	36	14
Huntingdon	0	8	105	0	89	16
Indiana	2	7	97	0	82	15
Jefferson	0	9	98	0	87	11
McKean	1	6	112	0	92	20
Mifflin	0	12	105	0	94	11
Perry	4	22	196	4	98	94
Pike	0	5	83	2	60	21
Somerset	2	7	97	4	66	27
Susquehanna	0	1	64	0	55	9
Tioga	0	2	59	0	41	18
Venango	3	11	194	1	108	85
Warren	0	6	113	0	94	19
Wayne	1	4	51	0	35	16
<u>7th Class Counties</u>						
Juniata	5	13	86	5	37	44
Snyder	0	12	96	0	61	35
Union	0	10	38	0	35	3
Wyoming	0	3	57	1	40	16
<u>8th Class Counties</u>						
Cameron	0	1	11	0	8	3
Forest	0	1	13	0	7	6
Fulton	0	0	34	0	24	10
Montour	0	8	79	0	75	4
Potter	0	1	45	0	32	13
Sullivan	0	0	4	2	1	1

* Includes cases closed pre-petition due to juveniles' participation in Alternative Programs, including Youth Aid Panels.

Family Court Caseload - 2018 Juvenile Delinquency
Cases Pending Disposition - New Cases by Offense Type

	Person	Property	Drug	Public				Motor Vehicle Other	Total	% of Total		
				Order	Weapon	DUI	Other			Felony	Misdemeanor	Summary/ Ungraded
<u>1st Class County</u>												
Philadelphia*	1,025	451	405	89	81	8	88	0	2,147	74.2	25.8	<0.1
<u>2nd Class County</u>												
Allegheny	825	409	269	195	89	10	9	1	1,807	43.2	55.5	1.3
<u>2A Class Counties</u>												
Bucks	179	147	199	65	22	12	11	7	642	18.2	73.8	7.9
Delaware	417	285	117	174	49	7	15	12	1,076	32.3	55.4	12.3
Montgomery	339	216	96	132	26	12	18	6	845	30.3	54.3	15.4
<u>3rd Class Counties</u>												
Berks	238	115	80	39	15	6	2	0	495	37.6	62.2	0.2
Chester	176	123	124	44	19	4	0	0	490	24.5	74.9	0.6
Cumberland	120	105	46	30	4	7	0	0	312	20.5	79.5	--
Dauphin	243	304	124	89	42	3	4	5	814	35.7	60.8	3.4
Erie	170	114	55	109	21	2	1	1	473	12.5	84.1	3.4
Lackawanna	121	98	57	59	16	3	3	1	358	22.1	77.4	0.6
Lancaster	228	235	149	73	26	10	1	0	722	28.9	70.8	0.3
Lehigh	146	169	97	46	34	10	0	0	502	18.3	81.5	0.2
Luzerne	114	87	35	31	7	3	2	1	280	33.6	63.2	3.2
Northampton	231	120	147	68	22	14	1	2	605	16.5	83.0	0.5
Westmoreland	196	89	81	72	18	7	8	2	473	25.2	63.8	11.0
York	239	286	216	81	46	13	1	0	882	30.5	69.3	0.2
<u>4th Class Counties</u>												
Beaver	110	77	25	25	11	2	0	0	250	34.0	66.0	--
Butler	104	54	36	39	12	7	0	0	252	31.0	69.0	--
Cambria	161	43	18	39	6	6	0	2	275	22.9	69.1	8.0
Centre	12	18	32	9	4	3	0	0	78	24.4	75.6	--
Fayette	106	87	21	13	4	1	0	1	233	40.8	59.2	--
Franklin	61	74	43	25	19	2	0	0	224	24.6	75.0	0.4
Monroe	78	33	30	31	12	15	0	0	199	26.6	66.8	6.5
Schuylkill	59	59	30	22	10	5	0	1	186	28.5	71.5	--
Washington	122	54	44	43	7	10	1	0	281	17.4	75.8	6.8
<u>5th Class Counties</u>												
Adams	39	27	56	11	11	5	0	0	149	13.4	85.2	1.3
Blair	62	76	44	20	9	1	0	1	213	18.3	81.2	0.5
Lawrence	42	20	15	7	5	4	0	0	93	26.9	73.1	--
Lebanon	62	55	47	24	5	3	0	0	196	21.9	77.6	0.5
Lycoming	104	78	44	30	9	4	0	0	269	33.1	65.4	1.5
Mercer	69	55	25	19	5	7	0	0	180	38.9	61.1	--
Northumberland	42	56	26	27	7	1	9	2	170	28.2	62.4	9.4

Family Court Caseload - 2018 Juvenile Delinquency
 Cases Pending Disposition - New Cases by Offense Type

	Person	Property	Drug	Public				Motor Vehicle Other	Total	% of Total		
				Order	Weapon	DUI	Other			Felony	Misdemeanor	Summary/ Ungraded
<u>6th Class Counties</u>												
Armstrong	21	25	12	2	0	3	1	0	64	50.0	50.0	--
Bedford	16	9	9	5	3	1	0	0	43	23.3	76.7	--
Bradford	36	19	12	14	0	1	0	1	83	22.9	75.9	1.2
Carbon	27	29	11	9	4	5	1	3	89	24.7	68.5	6.7
Clarion	23	26	9	9	0	1	0	0	68	30.9	57.4	11.8
Clearfield	19	20	25	16	2	2	0	0	84	22.6	77.4	--
Clinton	16	19	14	5	5	1	0	0	60	33.3	66.7	--
Columbia	18	17	22	5	3	4	0	0	69	29.0	71.0	--
Crawford	48	26	27	8	8	2	0	0	119	20.2	79.8	--
Elk	11	15	5	5	1	1	0	0	38	31.6	57.9	10.5
Greene	13	4	3	1	0	0	0	0	21	38.1	61.9	--
Huntingdon	25	31	14	11	0	4	0	0	85	35.3	64.7	--
Indiana	26	15	20	3	5	5	0	0	74	18.9	79.7	1.4
Jefferson	43	9	13	4	4	2	0	0	75	16.0	84.0	--
McKean	28	13	11	1	7	1	0	0	61	26.2	73.8	--
Mifflin	30	19	13	4	2	3	0	0	71	18.3	81.7	--
Perry	26	16	3	6	2	0	1	0	54	37.0	61.1	1.9
Pike	14	18	20	4	2	0	0	0	58	31.0	69.0	--
Somerset	19	16	10	11	1	1	1	0	59	49.2	45.8	5.1
Susquehanna	11	15	9	7	2	1	0	0	45	20.0	80.0	--
Tioga	13	16	15	3	0	0	0	0	47	31.9	68.1	--
Venango	41	29	18	12	3	0	0	0	103	34.0	65.0	1.0
Warren	39	10	20	16	2	1	0	0	88	23.9	75.0	1.1
Wayne	9	10	7	13	1	1	0	0	41	24.4	75.6	--
<u>7th Class Counties</u>												
Juniata	7	7	5	3	0	0	0	0	22	31.8	63.6	4.5
Snyder	15	12	12	5	2	5	0	2	53	24.5	62.3	13.2
Union	1	2	5	2	2	2	0	0	14	14.3	85.7	--
Wyoming	18	5	6	6	2	1	4	0	42	19.0	61.9	19.0
<u>8th Class Counties</u>												
Cameron	4	1	1	0	0	0	0	0	6	16.7	83.3	--
Forest	5	1	1	3	0	0	0	0	10	30.0	70.0	--
Fulton	6	5	1	5	2	1	0	0	20	20.0	75.0	5.0
Montour	5	2	1	2	0	1	0	0	11	27.3	72.7	--
Potter	15	8	1	6	1	1	1	0	33	36.4	48.5	15.2
Sullivan	0	0	2	0	1	0	0	0	3	--	100.0	--

Family Court Caseload - 2018 Juvenile Delinquency
Cases Pending Disposition - Disposed

	Adjudicated Delinquent Judge	%	Dismissed/ Withdrawn/ Transferred	%	Consent Decree Entered	%	*Informal Adjustment Program Entered	%	Other	%
<u>1st Class County</u>										
Philadelphia	729	26.7	1,347	49.3	299	10.9	275	10.1	10	0.4
<u>2nd Class County</u>										
Allegheny	674	31.5	344	16.1	350	16.3	450	21.0	99	4.6
<u>2A Class Counties</u>										
Bucks	326	47.2	119	17.2	153	22.1	72	10.4	21	3.0
Delaware	374	25.8	246	17.0	286	19.7	149	10.3	201	13.9
Montgomery	403	46.6	203	23.5	100	11.6	109	12.6	50	5.8
<u>3rd Class Counties</u>										
Berks	168	25.8	120	18.5	217	33.4	73	11.2	69	10.6
Chester	146	24.5	46	7.7	77	12.9	162	27.2	47	7.9
Cumberland	60	14.3	116	27.6	155	36.8	77	18.3	13	3.1
Dauphin	434	40.6	190	17.8	152	14.2	150	14.0	50	4.7
Erie	222	40.3	41	7.4	46	8.3	140	25.4	63	11.4
Lackawanna	179	45.2	57	14.4	103	26.0	46	11.6	5	1.3
Lancaster	401	50.3	115	14.4	77	9.7	183	23.0	6	0.8
Lehigh	105	17.3	67	11.1	119	19.6	25	4.1	148	24.4
Luzerne	117	30.4	64	16.6	53	13.8	91	23.6	39	10.1
Northampton	196	30.1	94	14.4	93	14.3	184	28.2	18	2.8
Westmoreland	96	16.4	154	26.4	158	27.1	1	0.2	57	9.8
York	353	31.8	121	10.9	206	18.6	168	15.1	86	7.8
<u>4th Class Counties</u>										
Beaver	20	7.5	92	34.6	98	36.8	2	0.8	20	7.5
Butler	42	17.1	79	32.2	78	31.8	3	1.2	1	0.4
Cambria	117	39.4	52	17.5	91	30.6	7	2.4	23	7.7
Centre	9	7.5	23	19.2	49	40.8	15	12.5	22	18.3
Fayette	59	29.4	64	31.8	36	17.9	16	8.0	13	6.5
Franklin	27	11.0	51	20.8	80	32.7	23	9.4	1	0.4
Monroe	141	61.8	32	14.0	27	11.8	0	--	5	2.2
Schuylkill	73	34.3	33	15.5	23	10.8	66	31.0	11	5.2
Washington	60	19.5	41	13.3	33	10.7	83	26.9	2	0.6
<u>5th Class Counties</u>										
Adams	56	33.1	52	30.8	35	20.7	10	5.9	16	9.5
Blair	57	21.3	35	13.1	111	41.6	42	15.7	15	5.6
Lawrence	17	15.9	33	30.8	38	35.5	4	3.7	7	6.5
Lebanon	65	26.7	25	10.3	127	52.3	2	0.8	24	9.9
Lycoming	64	23.5	75	27.6	93	34.2	0	--	11	4.0
Mercer	94	40.7	80	34.6	18	7.8	0	--	38	16.5
Northumberland	43	26.1	21	12.7	31	18.8	49	29.7	10	6.1

* Includes cases closed pre-petition due to juveniles' participation in Alternative Programs, including Youth Aid Panels.

Family Court Caseload - 2018 Juvenile Delinquency
Cases Pending Disposition - Disposed

	Adjudicated Delinquent Hearing Officer	%	Warned and Counseled (Pre-Peition)	%	Transferred to Criminal Court	%	Cases Disposed
<u>1st Class County</u>							
Philadelphia	70	2.6	0	--	5	0.2	2,735
<u>2nd Class County</u>							
Allegheny	14	0.7	209	9.8	1	<0.1	2,141
<u>2A Class Counties</u>							
Bucks	0	--	0	--	0	--	691
Delaware	184	12.7	0	--	11	0.8	1,451
Montgomery	0	--	0	--	0	--	865
<u>3rd Class Counties</u>							
Berks	0	--	1	0.2	2	0.3	650
Chester	96	16.1	19	3.2	3	0.5	596
Cumberland	0	--	0	--	0	--	421
Dauphin	75	7.0	3	0.3	16	1.5	1,070
Erie	0	--	38	6.9	1	0.2	551
Lackawanna	0	--	1	0.3	5	1.3	396
Lancaster	0	--	12	1.5	3	0.4	797
Lehigh	139	22.9	2	0.3	1	0.2	606
Luzerne	0	--	18	4.7	3	0.8	385
Northampton	0	--	65	10.0	2	0.3	652
Westmoreland	118	20.2	0	--	0	--	584
York	25	2.3	144	13.0	6	0.5	1,109
<u>4th Class Counties</u>							
Beaver	33	12.4	1	0.4	0	--	266
Butler	40	16.3	0	--	2	0.8	245
Cambria	5	1.7	0	--	2	0.7	297
Centre	0	--	0	--	2	1.7	120
Fayette	0	--	13	6.5	0	--	201
Franklin	59	24.1	3	1.2	1	0.4	245
Monroe	20	8.8	0	--	3	1.3	228
Schuylkill	0	--	6	2.8	1	0.5	213
Washington	72	23.4	17	5.5	0	--	308
<u>5th Class Counties</u>							
Adams	0	--	0	--	0	--	169
Blair	7	2.6	0	--	0	--	267
Lawrence	8	7.5	0	--	0	--	107
Lebanon	0	--	0	--	0	--	243
Lycoming	23	8.5	0	--	6	2.2	272
Mercer	0	--	0	--	1	0.4	231
Northumberland	0	--	10	6.1	1	0.6	165

Family Court Caseload - 2018 Juvenile Delinquency
Cases Pending Disposition - Disposed

	Adjudicated Delinquent Judge	%	Dismissed/ Withdrawn/ Transferred	%	Consent Decree Entered	%	*Informal Adjustment Program Entered	%	Other	%
<u>6th Class Counties</u>										
Armstrong	23	35.4	18	27.7	17	26.2	5	7.7	2	3.1
Bedford	38	43.7	5	5.7	21	24.1	0	--	23	26.4
Bradford	23	20.9	22	20.0	35	31.8	22	20.0	5	4.5
Carbon	16	16.5	18	18.6	37	38.1	0	--	5	5.2
Clarion	19	25.0	23	30.3	22	28.9	0	--	12	15.8
Clearfield	73	71.6	8	7.8	17	16.7	0	--	4	3.9
Clinton	20	31.7	8	12.7	29	46.0	0	--	6	9.5
Columbia	33	39.8	26	31.3	11	13.3	8	9.6	5	6.0
Crawford	37	30.6	13	10.7	16	13.2	0	--	11	9.1
Elk	2	4.5	3	6.8	17	38.6	19	43.2	3	6.8
Greene	5	13.9	7	19.4	9	25.0	3	8.3	11	30.6
Huntingdon	40	44.9	14	15.7	28	31.5	0	--	6	6.7
Indiana	19	23.2	10	12.2	40	48.8	13	15.9	0	--
Jefferson	14	16.1	10	11.5	59	67.8	0	--	4	4.6
McKean	21	22.8	12	13.0	34	37.0	6	6.5	19	20.7
Mifflin	46	48.9	14	14.9	28	29.8	0	--	3	3.2
Perry	35	35.7	7	7.1	34	34.7	4	4.1	16	16.3
Pike	26	43.3	7	11.7	23	38.3	0	--	4	6.7
Somerset	20	30.3	23	34.8	19	28.8	0	--	3	4.5
Susquehanna	10	18.2	8	14.5	11	20.0	21	38.2	3	5.5
Tioga	10	24.4	1	2.4	30	73.2	0	--	0	--
Venango	26	24.1	29	26.9	35	32.4	6	5.6	9	8.3
Warren	45	47.9	12	12.8	30	31.9	0	--	7	7.4
Wayne	8	22.9	10	28.6	6	17.1	6	17.1	0	--
<u>7th Class Counties</u>										
Juniata	11	29.7	2	5.4	14	37.8	0	--	10	27.0
Snyder	23	37.7	25	41.0	7	11.5	2	3.3	4	6.6
Union	7	20.0	6	17.1	8	22.9	4	11.4	9	25.7
Wyoming	20	50.0	17	42.5	0	--	0	--	3	7.5
<u>8th Class Counties</u>										
Cameron	2	25.0	1	12.5	3	37.5	2	25.0	0	--
Forest	3	42.9	1	14.3	3	42.9	0	--	0	--
Fulton	10	41.7	5	20.8	7	29.2	0	--	2	8.3
Montour	9	12.0	5	6.7	7	9.3	2	2.7	52	69.3
Potter	10	31.3	3	9.4	10	31.3	4	12.5	3	9.4
Sullivan	1	100.0	0	--	0	--	0	--	0	--

* Includes cases closed pre-petition due to juveniles' participation in Alternative Programs, including Youth Aid Panels.

Family Court Caseload - 2018 Juvenile Delinquency
Cases Pending Disposition - Disposed

	Adjudicated Delinquent Hearing Officer	%	Warned and Counseled (Pre-Peition)	%	Transferred to Criminal Court	%	Cases Disposed
<u>6th Class Counties</u>							
Armstrong	0	--	0	--	0	--	65
Bedford	0	--	0	--	0	--	87
Bradford	3	2.7	0	--	0	--	110
Carbon	0	--	21	21.6	0	--	97
Clarion	0	--	0	--	0	--	76
Clearfield	0	--	0	--	0	--	102
Clinton	0	--	0	--	0	--	63
Columbia	0	--	0	--	0	--	83
Crawford	44	36.4	0	--	0	--	121
Elk	0	--	0	--	0	--	44
Greene	1	2.8	0	--	0	--	36
Huntingdon	0	--	0	--	1	1.1	89
Indiana	0	--	0	--	0	--	82
Jefferson	0	--	0	--	0	--	87
McKean	0	--	0	--	0	--	92
Mifflin	0	--	0	--	3	3.2	94
Perry	0	--	0	--	2	2.0	98
Pike	0	--	0	--	0	--	60
Somerset	0	--	1	1.5	0	--	66
Susquehanna	0	--	2	3.6	0	--	55
Tioga	0	--	0	--	0	--	41
Venango	2	1.9	0	--	1	0.9	108
Warren	0	--	0	--	0	--	94
Wayne	5	14.3	0	--	0	--	35
<u>7th Class Counties</u>							
Juniata	0	--	0	--	0	--	37
Snyder	0	--	0	--	0	--	61
Union	0	--	0	--	1	2.9	35
Wyoming	0	--	0	--	0	--	40
<u>8th Class Counties</u>							
Cameron	0	--	0	--	0	--	8
Forest	0	--	0	--	0	--	7
Fulton	0	--	0	--	0	--	24
Montour	0	--	0	--	0	--	75
Potter	0	--	0	--	2	6.3	32
Sullivan	0	--	0	--	0	--	1

Famly Court Caseload - 2018 Juvenile Delinquency
 Formal Dispositions - Adjudicated Delinquent Cases

	Begin Pending	Adjudicated Delinquent				Adjudicated Delinquent Cases	Warrant Issued	Court Supervision Terminated	End Pending
		Judge	Hearing Officer	Warrant Returned	Other				
<u>1st Class County</u>									
Philadelphia	1,945	729	70	693	143	3,580	761	1,098	1,721
<u>2nd Class County</u>									
Allegheny	1,547	674	14	412	21	2,668	440	441	1,787
<u>2A Class Counties</u>									
Bucks	667	326	0	84	22	1,099	99	430	570
Delaware	1,757	374	184	628	49	2,992	619	832	1,541
Montgomery	853	403	0	9	18	1,283	23	459	801
<u>3rd Class Counties</u>									
Berks	355	168	0	37	16	576	27	233	316
Chester	343	146	96	6	29	620	27	221	372
Cumberland	178	60	0	25	3	266	23	105	138
Dauphin	626	434	75	40	22	1,197	42	512	643
Erie	331	222	0	5	3	561	5	196	360
Lackawanna	239	179	0	1	5	424	10	126	288
Lancaster	957	401	0	0	7	1,365	0	287	1,078
Lehigh	425	105	139	12	22	703	16	345	342
Luzerne	165	117	0	14	26	322	39	112	171
Northampton	304	196	0	0	3	503	24	179	300
Westmoreland	277	96	118	41	32	564	68	211	285
York	552	353	25	135	16	1,081	139	378	564
<u>4th Class Counties</u>									
Beaver	114	20	33	10	11	188	9	57	122
Butler	112	42	40	11	0	205	9	101	95
Cambria	200	117	5	16	1	339	19	114	206
Centre	52	9	0	0	2	63	0	20	43
Fayette	90	59	0	4	5	158	1	43	114
Franklin	155	27	59	0	0	241	0	103	138
Monroe	259	141	20	3	5	428	8	172	248
Schuylkill	163	73	0	5	6	247	5	75	167
Washington	289	60	72	84	2	507	81	158	268
<u>5th Class Counties</u>									
Adams	65	56	0	5	1	127	6	61	60
Blair	136	57	7	5	0	205	6	113	86
Lawrence	90	17	8	2	6	123	6	33	84
Lebanon	159	65	0	6	7	237	7	113	117
Lycoming	105	64	23	2	2	196	3	65	128
Mercer	170	94	0	6	1	271	4	95	172
Northumberland	146	43	0	1	4	194	2	43	149

Famly Court Caseload - 2018 Juvenile Delinquency
 Formal Dispositions - Adjudicated Delinquent Cases

	Adjudicated Delinquent					Adjudicated Delinquent Cases	Warrant Issued	Court Supervision Terminated	End Pending
	Begin Pending	Judge	Hearing Officer	Warrant Returned	Other				
<u>6th Class Counties</u>									
Armstrong	41	23	0	1	0	65	4	22	39
Bedford	85	38	0	0	2	125	1	14	110
Bradford	29	23	3	0	4	59	1	26	32
Carbon	51	16	0	2	3	72	0	44	28
Clarion	47	19	0	0	2	68	0	16	52
Clearfield	115	73	0	0	0	188	1	51	136
Clinton	38	20	0	0	1	59	0	22	37
Columbia	60	33	0	0	5	98	1	45	52
Crawford	129	37	44	3	2	215	5	73	137
Elk	12	2	0	0	3	17	0	4	13
Greene	47	5	1	0	0	53	0	29	24
Huntingdon	39	40	0	0	8	87	0	24	63
Indiana	36	19	0	0	4	59	2	19	38
Jefferson	17	14	0	0	1	32	0	11	21
McKean	45	21	0	1	3	70	3	22	45
Mifflin	92	46	0	0	2	140	0	61	79
Perry	77	35	0	0	7	119	0	11	108
Pike	102	26	0	0	10	138	0	25	113
Somerset	37	20	0	3	0	60	3	12	45
Susquehanna	31	10	0	0	0	41	0	16	25
Tioga	17	10	0	0	3	30	0	7	23
Venango	81	26	2	1	12	122	9	40	73
Warren	82	45	0	0	4	131	0	33	98
Wayne	27	8	5	0	4	44	1	16	27
<u>7th Class Counties</u>									
Juniata	22	11	0	0	2	35	0	18	17
Snyder	23	23	0	0	0	46	0	15	31
Union	29	7	0	0	1	37	0	13	24
Wyoming	27	20	0	0	0	47	2	17	28
<u>8th Class Counties</u>									
Cameron	8	2	0	0	0	10	0	0	10
Forest	4	3	0	0	0	7	0	2	5
Fulton	30	10	0	0	0	40	0	2	38
Montour	29	9	0	0	1	39	0	0	39
Potter	22	10	0	0	0	32	0	9	23
Sullivan	2	1	0	0	0	3	0	2	1

Family Court Caseload - 2018 Juvenile Delinquency
 Formal Dispositions - Court Supervision Terminated

	Conditions Satisfied	Compelling % Reasons	%	Other	Reached % Age 21	Transferred to Another % Juvenile Court	Court Supervision % Terminated				
<u>1st Class County</u>											
Philadelphia	928	84.5	52	4.7	14	1.3	102	9.3	2	0.2	1,098
<u>2nd Class County</u>											
Allegheny	362	82.1	15	3.4	37	8.4	26	5.9	1	0.2	441
<u>2A Class Counties</u>											
Bucks	315	73.3	81	18.8	28	6.5	4	0.9	2	0.5	430
Delaware	563	67.7	2	0.2	60	7.2	205	24.6	2	0.2	832
Montgomery	429	93.5	4	0.9	12	2.6	4	0.9	10	2.2	459
<u>3rd Class Counties</u>											
Berks	205	88.0	19	8.2	8	3.4	1	0.4	0	--	233
Chester	176	79.6	37	16.7	6	2.7	2	0.9	0	--	221
Cumberland	92	87.6	9	8.6	4	3.8	0	--	0	--	105
Dauphin	387	75.6	89	17.4	27	5.3	2	0.4	7	1.4	512
Erie	175	89.3	7	3.6	13	6.6	0	--	1	0.5	196
Lackawanna	101	80.2	15	11.9	7	5.6	3	2.4	0	--	126
Lancaster	185	64.5	2	0.7	2	0.7	98	34.1	0	--	287
Lehigh	86	24.9	227	65.8	28	8.1	4	1.2	0	--	345
Luzerne	81	72.3	19	17.0	11	9.8	0	--	1	0.9	112
Northampton	160	89.4	5	2.8	7	3.9	6	3.4	1	0.6	179
Westmoreland	116	55.0	20	9.5	75	35.5	0	--	0	--	211
York	239	63.2	121	32.0	12	3.2	5	1.3	1	0.3	378
<u>4th Class Counties</u>											
Beaver	40	70.2	8	14.0	9	15.8	0	--	0	--	57
Butler	89	88.1	12	11.9	0	--	0	--	0	--	101
Cambria	81	71.1	32	28.1	1	0.9	0	--	0	--	114
Centre	18	90.0	2	10.0	0	--	0	--	0	--	20
Fayette	14	32.6	26	60.5	3	7.0	0	--	0	--	43
Franklin	72	69.9	29	28.2	1	1.0	1	1.0	0	--	103
Monroe	149	86.6	10	5.8	1	0.6	0	--	12	7.0	172
Schuylkill	62	82.7	2	2.7	3	4.0	8	10.7	0	--	75
Washington	124	78.5	28	17.7	1	0.6	5	3.2	0	--	158
<u>5th Class Counties</u>											
Adams	49	80.3	11	18.0	0	--	0	--	1	1.6	61
Blair	54	47.8	52	46.0	7	6.2	0	--	0	--	113
Lawrence	12	36.4	0	--	7	21.2	13	39.4	1	3.0	33
Lebanon	13	11.5	73	64.6	26	23.0	0	--	1	0.9	113
Lycoming	48	73.8	11	16.9	6	9.2	0	--	0	--	65
Mercer	89	93.7	0	--	6	6.3	0	--	0	--	95
Northumberland	26	60.5	15	34.9	2	4.7	0	--	0	--	43

Family Court Caseload - 2018 Juvenile Delinquency
 Formal Dispositions - Court Supervision Terminated

	Conditions Satisfied	%	Compelling Reasons	%	Other	Reached Age 21	%	Transferred to Another Juvenile Court	%	Court Supervision Terminated	%	
<u>6th Class Counties</u>												
Armstrong	14	63.6	8	36.4	0	--	0	--	0	--	22	
Bedford	0	--	0	--	14	100.0	0	--	0	--	14	
Bradford	16	61.5	8	30.8	2	7.7	0	--	0	--	26	
Carbon	27	61.4	4	9.1	13	29.5	0	--	0	--	44	
Clarion	1	6.3	5	31.3	9	56.3	1	6.3	0	--	16	
Clearfield	36	70.6	14	27.5	1	2.0	0	--	0	--	51	
Clinton	11	50.0	9	40.9	2	9.1	0	--	0	--	22	
Columbia	32	71.1	9	20.0	2	4.4	0	--	2	4.4	45	
Crawford	69	94.5	0	--	2	2.7	2	2.7	0	--	73	
Elk	1	25.0	0	--	3	75.0	0	--	0	--	4	
Greene	3	10.3	0	--	26	89.7	0	--	0	--	29	
Huntingdon	11	45.8	7	29.2	6	25.0	0	--	0	--	24	
Indiana	10	52.6	3	15.8	3	15.8	2	10.5	1	5.3	19	
Jefferson	9	81.8	0	--	2	18.2	0	--	0	--	11	
McKean	11	50.0	3	13.6	8	36.4	0	--	0	--	22	
Mifflin	31	50.8	29	47.5	1	1.6	0	--	0	--	61	
Perry	6	54.5	0	--	5	45.5	0	--	0	--	11	
Pike	19	76.0	0	--	3	12.0	3	12.0	0	--	25	
Somerset	7	58.3	2	16.7	2	16.7	1	8.3	0	--	12	
Susquehanna	8	50.0	0	--	5	31.3	3	18.8	0	--	16	
Tioga	3	42.9	1	14.3	3	42.9	0	--	0	--	7	
Venango	36	90.0	4	10.0	0	--	0	--	0	--	40	
Warren	19	57.6	0	--	14	42.4	0	--	0	--	33	
Wayne	10	62.5	1	6.3	4	25.0	1	6.3	0	--	16	
<u>7th Class Counties</u>												
Juniata	9	50.0	2	11.1	7	38.9	0	--	0	--	18	
Snyder	9	60.0	4	26.7	2	13.3	0	--	0	--	15	
Union	9	69.2	4	30.8	0	--	0	--	0	--	13	
Wyoming	17	100.0	0	--	0	--	0	--	0	--	17	
<u>8th Class Counties</u>												
Cameron	0	--	0	--	0	--	0	--	0	--	0	
Forest	1	50.0	0	--	1	50.0	0	--	0	--	2	
Fulton	2	100.0	0	--	0	--	0	--	0	--	2	
Montour	0	--	0	--	0	--	0	--	0	--	0	
Potter	3	33.3	4	44.4	2	22.2	0	--	0	--	9	
Sullivan	2	100.0	0	--	0	--	0	--	0	--	2	

Famly Court Caseload - 2018 Juvenile Delinquency
 Informal Dispositions - Informally Disposed Cases

	Consent Decree Begin Pending	Informal Adjustment Begin Pending	New Consent Decree	New Informal Adjustment
<u>1st Class County</u>				
Philadelphia	124	0	299	4
<u>2nd Class County</u>				
Allegheny	240	169	350	450
<u>2A Class Counties</u>				
Bucks	110	32	153	72
Delaware	260	93	286	149
Montgomery	43	191	100	109
<u>3rd Class Counties</u>				
Berks	135	28	217	73
Chester	45	53	77	162
Cumberland	87	33	155	77
Dauphin	76	16	152	150
Erie	23	56	46	140
Lackawanna	34	78	103	46
Lancaster	65	104	77	183
Lehigh	93	11	119	25
Luzerne	68	45	53	91
Northampton	54	126	93	184
Westmoreland	84	11	158	1
York	115	118	206	168
<u>4th Class Counties</u>				
Beaver	77	14	98	2
Butler	26	2	78	3
Cambria	50	0	91	7
Centre	30	4	49	15
Fayette	26	27	36	16
Franklin	43	7	80	23
Monroe	24	0	27	0
Schuylkill	24	48	23	66
Washington	23	21	33	83
<u>5th Class Counties</u>				
Adams	26	4	35	10
Blair	67	8	111	42
Lawrence	206	1	38	4
Lebanon	89	2	127	2
Lycoming	55	0	93	0
Mercer	12	0	18	0
Northumberland	28	142	31	49

Famly Court Caseload - 2018 Juvenile Delinquency
 Informal Dispositions - Informally Disposed Cases

	Warrant Returned	Other	Informally Disposed Cases	Warrant Issued	Informally Disposed Cases Terminated	End Pending
<u>1st Class County</u>						
Philadelphia	2	1	430	26	296	108
<u>2nd Class County</u>						
Allegheny	24	10	1,243	79	828	336
<u>2A Class Counties</u>						
Bucks	3	29	399	5	241	153
Delaware	6	22	816	12	388	416
Montgomery	0	2	445	3	99	343
<u>3rd Class Counties</u>						
Berks	10	4	467	16	261	190
Chester	0	0	337	1	237	99
Cumberland	1	1	354	3	244	107
Dauphin	1	69	464	1	239	224
Erie	0	3	268	0	170	98
Lackawanna	0	0	261	1	157	103
Lancaster	0	1	430	0	306	124
Lehigh	0	5	253	1	188	64
Luzerne	3	13	273	6	154	113
Northampton	0	2	459	4	250	205
Westmoreland	3	7	264	9	150	105
York	1	9	617	3	390	224
<u>4th Class Counties</u>						
Beaver	1	1	193	8	121	64
Butler	0	2	111	0	76	35
Cambria	1	7	156	1	92	63
Centre	0	0	98	0	64	34
Fayette	0	3	108	0	28	80
Franklin	0	1	154	0	112	42
Monroe	0	0	51	1	12	38
Schuylkill	0	6	167	0	87	80
Washington	0	5	165	0	127	38
<u>5th Class Counties</u>						
Adams	0	5	80	1	52	27
Blair	0	0	228	1	160	67
Lawrence	0	10	259	0	207	52
Lebanon	1	8	229	0	139	90
Lycoming	0	42	190	0	87	103
Mercer	0	0	30	0	19	11
Northumberland	0	32	282	1	68	213

Famly Court Caseload - 2018 Juvenile Delinquency
 Informal Dispositions - Informally Disposed Cases

	Consent Decree Begin Pending	Informal Adjustment Begin Pending	New Consent Decree	New Informal Adjustment
<u>6th Class Counties</u>				
Armstrong	48	19	17	5
Bedford	55	0	21	0
Bradford	26	17	35	22
Carbon	23	0	37	0
Clarion	7	0	22	0
Clearfield	0	0	17	0
Clinton	10	0	29	0
Columbia	7	7	11	8
Crawford	12	0	16	0
Elk	54	28	17	19
Greene	15	1	9	3
Huntingdon	16	0	28	0
Indiana	10	8	40	13
Jefferson	30	0	59	0
McKean	8	5	34	6
Mifflin	22	1	28	0
Perry	21	9	34	4
Pike	25	0	23	0
Somerset	21	0	19	0
Susquehanna	7	4	11	21
Tioga	19	0	30	0
Venango	18	2	35	6
Warren	53	2	30	0
Wayne	2	0	6	6
<u>7th Class Counties</u>				
Juniata	25	0	14	0
Snyder	5	2	7	2
Union	8	0	8	4
Wyoming	0	0	0	0
<u>8th Class Counties</u>				
Cameron	3	1	3	2
Forest	1	0	3	0
Fulton	4	5	7	0
Montour	11	8	7	2
Potter	24	1	10	4
Sullivan	0	1	0	0

Famly Court Caseload - 2018 Juvenile Delinquency
 Informal Dispositions - Informally Disposed Cases

	Warrant Returned	Other	Informally Disposed Cases	Warrant Issued	Informally Disposed Cases Terminated	End Pending
<u>6th Class Counties</u>						
Armstrong	0	17	106	0	33	73
Bedford	0	0	76	0	23	53
Bradford	0	0	100	1	64	35
Carbon	0	3	63	0	34	29
Clarion	0	1	30	1	14	15
Clearfield	0	4	21	0	3	18
Clinton	0	1	40	0	28	12
Columbia	0	1	34	0	16	18
Crawford	0	0	28	0	12	16
Elk	0	11	129	0	16	113
Greene	0	1	29	0	16	13
Huntingdon	0	0	44	0	17	27
Indiana	0	3	74	0	42	32
Jefferson	0	4	93	0	44	49
McKean	0	2	55	0	41	14
Mifflin	0	0	51	0	37	14
Perry	0	4	72	0	21	51
Pike	0	16	64	0	5	59
Somerset	0	0	40	0	30	10
Susquehanna	0	0	43	0	36	7
Tioga	0	1	50	0	22	28
Venango	0	4	65	2	39	24
Warren	0	5	90	0	39	51
Wayne	0	1	15	0	4	11
<u>7th Class Counties</u>						
Juniata	0	1	40	0	20	20
Snyder	0	0	16	0	7	9
Union	0	2	22	0	13	9
Wyoming	0	1	1	0	0	1
<u>8th Class Counties</u>						
Cameron	0	1	10	0	1	9
Forest	0	0	4	0	0	4
Fulton	0	0	16	0	6	10
Montour	0	5	33	0	2	31
Potter	0	1	40	0	25	15
Sullivan	0	0	1	0	0	1

Family Court Caseload - 2018 Juvenile Delinquency
 Informal Dispositions - Informally Disposed Cases Terminated

	Consent Decree Completed	%	Informal Adjustment Completed	%	Other	%
<u>1st Class County</u>						
Philadelphia	179	60.5	3	1.0	2	0.7
<u>2nd Class County</u>						
Allegheny	249	30.1	394	47.6	107	12.9
<u>2A Class Counties</u>						
Bucks	120	49.8	63	26.1	35	14.5
Delaware	175	45.1	131	33.8	49	12.6
Montgomery	68	68.7	0	--	23	23.2
<u>3rd Class Counties</u>						
Berks	141	54.0	51	19.5	4	1.5
Chester	52	21.9	155	65.4	20	8.4
Cumberland	119	48.8	87	35.7	16	6.6
Dauphin	105	43.9	105	43.9	17	7.1
Erie	33	19.4	113	66.5	18	10.6
Lackawanna	71	45.2	64	40.8	10	6.4
Lancaster	83	27.1	191	62.4	6	2.0
Lehigh	141	75.0	27	14.4	7	3.7
Luzerne	38	24.7	84	54.5	30	19.5
Northampton	74	29.6	151	60.4	17	6.8
Westmoreland	113	75.3	0	--	10	6.7
York	153	39.2	160	41.0	44	11.3
<u>4th Class Counties</u>						
Beaver	100	82.6	7	5.8	12	9.9
Butler	67	88.2	4	5.3	4	5.3
Cambria	74	80.4	1	1.1	4	4.3
Centre	41	64.1	12	18.8	10	15.6
Fayette	18	64.3	6	21.4	4	14.3
Franklin	81	72.3	20	17.9	0	--
Monroe	11	91.7	0	--	0	--
Schuylkill	13	14.9	60	69.0	7	8.0
Washington	34	26.8	74	58.3	10	7.9
<u>5th Class Counties</u>						
Adams	30	57.7	5	9.6	9	17.3
Blair	105	65.6	41	25.6	5	3.1
Lawrence	196	94.7	4	1.9	4	1.9
Lebanon	73	52.5	0	--	35	25.2
Lycoming	72	82.8	0	--	4	4.6
Mercer	0	--	0	--	18	94.7
Northumberland	19	27.9	37	54.4	11	16.2

Family Court Caseload - 2018 Juvenile Delinquency
 Informal Dispositions - Informally Disposed Cases Terminated

	Consent Decree Revoked	%	Informal Adjustment Revoked	%	Informally Disposed Cases Terminated
<u>1st Class County</u>					
Philadelphia	112	37.8	0	--	296
<u>2nd Class County</u>					
Allegheny	73	8.8	5	0.6	828
<u>2A Class Counties</u>					
Bucks	23	9.5	0	--	241
Delaware	26	6.7	7	1.8	388
Montgomery	8	8.1	0	--	99
<u>3rd Class Counties</u>					
Berks	53	20.3	12	4.6	261
Chester	7	3.0	3	1.3	237
Cumberland	20	8.2	2	0.8	244
Dauphin	12	5.0	0	--	239
Erie	6	3.5	0	--	170
Lackawanna	12	7.6	0	--	157
Lancaster	11	3.6	15	4.9	306
Lehigh	12	6.4	1	0.5	188
Luzerne	2	1.3	0	--	154
Northampton	8	3.2	0	--	250
Westmoreland	27	18.0	0	--	150
York	31	7.9	2	0.5	390
<u>4th Class Counties</u>					
Beaver	2	1.7	0	--	121
Butler	1	1.3	0	--	76
Cambria	10	10.9	3	3.3	92
Centre	1	1.6	0	--	64
Fayette	0	--	0	--	28
Franklin	6	5.4	5	4.5	112
Monroe	1	8.3	0	--	12
Schuylkill	0	--	7	8.0	87
Washington	4	3.1	5	3.9	127
<u>5th Class Counties</u>					
Adams	8	15.4	0	--	52
Blair	9	5.6	0	--	160
Lawrence	3	1.4	0	--	207
Lebanon	31	22.3	0	--	139
Lycoming	11	12.6	0	--	87
Mercer	1	5.3	0	--	19
Northumberland	1	1.5	0	--	68

Family Court Caseload - 2018 Juvenile Delinquency
 Informal Dispositions - Informally Disposed Cases Terminated

	Consent Decree Completed	%	Informal Adjustment Completed	%	Other	%
<u>6th Class Counties</u>						
Armstrong	20	60.6	8	24.2	4	12.1
Bedford	7	30.4	0	--	14	60.9
Bradford	27	42.2	22	34.4	10	15.6
Carbon	30	88.2	0	--	2	5.9
Clarion	8	57.1	0	--	6	42.9
Clearfield	1	33.3	0	--	0	--
Clinton	23	82.1	0	--	2	7.1
Columbia	8	50.0	4	25.0	4	25.0
Crawford	11	91.7	0	--	1	8.3
Elk	4	25.0	2	12.5	10	62.5
Greene	2	12.5	0	--	14	87.5
Huntingdon	15	88.2	0	--	1	5.9
Indiana	25	59.5	16	38.1	1	2.4
Jefferson	41	93.2	0	--	3	6.8
McKean	31	75.6	1	2.4	9	22.0
Mifflin	29	78.4	1	2.7	2	5.4
Perry	12	57.1	0	--	9	42.9
Pike	0	--	0	--	5	100.0
Somerset	27	90.0	0	--	2	6.7
Susquehanna	13	36.1	23	63.9	0	--
Tioga	14	63.6	0	--	5	22.7
Venango	17	43.6	5	12.8	17	43.6
Warren	21	53.8	0	--	13	33.3
Wayne	4	100.0	0	--	0	--
<u>7th Class Counties</u>						
Juniata	7	35.0	0	--	13	65.0
Snyder	4	57.1	2	28.6	0	--
Union	10	76.9	0	--	3	23.1
Wyoming	0	--	0	--	0	--
<u>8th Class Counties</u>						
Cameron	0	--	0	--	1	100.0
Forest	0	--	0	--	0	--
Fulton	4	66.7	0	--	2	33.3
Montour	0	--	2	100.0	0	--
Potter	23	92.0	0	--	1	4.0
Sullivan	0	--	0	--	0	--

Family Court Caseload - 2018 Juvenile Delinquency
 Informal Dispositions - Informally Disposed Cases Terminated

	Consent Decree Revoked	%	Informal Adjustment Revoked	%	Informally Disposed Cases Terminated
<u>6th Class Counties</u>					
Armstrong	1	3.0	0	--	33
Bedford	2	8.7	0	--	23
Bradford	5	7.8	0	--	64
Carbon	2	5.9	0	--	34
Clarion	0	--	0	--	14
Clearfield	2	66.7	0	--	3
Clinton	3	10.7	0	--	28
Columbia	0	--	0	--	16
Crawford	0	--	0	--	12
Elk	0	--	0	--	16
Greene	0	--	0	--	16
Huntingdon	1	5.9	0	--	17
Indiana	0	--	0	--	42
Jefferson	0	--	0	--	44
McKean	0	--	0	--	41
Mifflin	5	13.5	0	--	37
Perry	0	--	0	--	21
Pike	0	--	0	--	5
Somerset	1	3.3	0	--	30
Susquehanna	0	--	0	--	36
Tioga	3	13.6	0	--	22
Venango	0	--	0	--	39
Warren	5	12.8	0	--	39
Wayne	0	--	0	--	4
<u>7th Class Counties</u>					
Juniata	0	--	0	--	20
Snyder	1	14.3	0	--	7
Union	0	--	0	--	13
Wyoming	0	--	0	--	0
<u>8th Class Counties</u>					
Cameron	0	--	0	--	1
Forest	0	--	0	--	0
Fulton	0	--	0	--	6
Montour	0	--	0	--	2
Potter	1	4.0	0	--	25
Sullivan	0	--	0	--	0

JUVENILE DELINQUENCY

... a classification of juvenile cases which involves an act by an individual between 10 and 18 years of age which has been designated as a crime under Pennsylvania law or under local ordinances.

Alternative Program Revoked

Cases returned to the pending inventory due to the revocation of a juvenile's participation in an alternative course of relief, as previously approved by a court via motion.

Adjudicated Delinquent Judge (Formal)

Active cases adjudicated delinquent by a judge following an evidentiary hearing.

Adjudicated Delinquent Juvenile Court Hearing Officer (Formal)

Active cases adjudicated delinquent by a hearing officer following an evidentiary hearing.

Begin Pending

Pending Disposition: New written allegations and petitions awaiting adjudication at the beginning of the reporting period (January 1st).

Formal Dispositions: Cases previously adjudicated delinquent under court supervision at the beginning of the reporting period (January 1st).

Consent Decree: Cases with an active consent decree in place at the beginning of the reporting period (January 1st).

Informal Adjustment: Cases with an active informal adjustment at the beginning of the reporting period (January 1st).

Cases Available for Disposition

The sum of Begin Pending, plus New Cases, and cases returned to active status due to Consent Decree Revoked, Informal Adjustment Program Revoked, Alternative Program Revoked, Warrant Returned, and for an Other reason.

Cases Disposed

To count as disposed, a case must have been adjudicated, placed in inactive status or otherwise disposed during the reporting period. These cases are then categorized by disposition type and include:

Adjudicated Delinquent Judge: A determination by a judge, following an evidentiary proceeding, that a juvenile has committed a delinquent act and is need of treatment, supervision or rehabilitation.

Adjudicated Delinquent Juvenile Court Hearing Officer: A determination by a hearing officer, following an evidentiary proceeding, that a juvenile has committed a delinquent act and is need of treatment, supervision or rehabilitation.

Consent Decree Entered: Cases in which a consent decree has been approved by the district attorney and the court, placing a juvenile under the supervision of a probation office under stipulated terms for a period of up to 6 months.

Dismissed/Withdrawn/Transferred: Cases dismissed by a court prior to or following an adjudicatory hearing, (does NOT include cases dismissed related to informal adjustment programs); cases withdrawn by an attorney for the Commonwealth; cases transferred to another jurisdiction for adjudication or disposition, following a motion. Transfers are usually to a juveniles' county of residence (if an action is commenced in the court of another county).

Informal Adjustment Program Entered: Cases in which a new informal adjustment program has been commenced with a juvenile probation office for a period of up to 6 months.

Other: Cases disposed in a manner outside the criteria of other disposition categories. In the first year of automated statewide data, the "Other" disposition category includes some administrative closures necessitated by the migration of data from legacy systems. This category will decrease over time as fewer administrative corrections are needed.

Transferred to Criminal Court: Cases originating in juvenile court that are transferred to adult criminal court.

Warned and Couseled (Pre-Petition): Cases in which a juvenile probation officer issues a warning and counsels a juvenile related to alleged delinquent conduct; the case is then closed.

**Informally
Disposed Cases**

The sum of Begin Pending plus New Consent Decree, New Informal Adjustment, Warrant Returned and Other.

**Informally Disposed
Cases Terminated**

Informal disposition case termination categories include:

Consent Decree Completed: Closed cases in which a juvenile has satisfied all terms and conditions of a Consent Decree or in which the juvenile is discharged by the court from a Consent Decree prior to the end of the specified time period.

Consent Decree Revoked: Cases returned to the pending inventory for further proceedings due to the revocation of a previously court-approved Consent Decree. Consent Decrees are revoked if the juvenile fails to meet the conditions of the program or new allegations have been filed against the juvenile.

Informal Adjustment Completed: Cases closed (dismissed) upon successful completion of all stipulated terms and conditions of the Informal Adjustment Program.

Informal Adjustment Program Revoked: Cases returned to the active inventory due to the revocation (due to juvenile non-compliance, violation, or other action(s) in defiance of agreed terms) of a previously entered informal adjustment arrangement as defined by a juvenile probation office.

Other: Cases disposed in a manner outside the criteria of other disposition categories. In the first year of automated statewide data, the "Other" disposition category includes some administrative closures necessitated by the migration of data from legacy systems. This category will decrease over time as fewer administrative corrections are needed.

Consent Decree Revoked	Cases returned to the pending inventory for further proceedings due to the revocation of a previously court-approved consent decree. Consent decrees are revoked if the juvenile fails to meet the conditions of the program or new allegations have been filed against the juvenile.
Formally Disposed Cases, Court Supervision Terminated	<p>These cases are categorized by court supervision type:</p> <p>Conditions Satisfied: Court supervision is terminated due to a juvenile satisfying imposed conditions of placement and/or probation.</p> <p>Compelling Reasons: Court supervision is terminated early (i.e. prior to completion of all terms/conditions of a dispositional order) upon order of the court following a motion made by any party to the case.</p> <p>Reached Age 21: Court supervision is terminated due to a juvenile attaining the age of 21 years (loss of court jurisdiction).</p> <p>Other: Cases disposed in a manner outside the criteria of other disposition categories. In the first year of automated statewide data, the "Other" disposition category includes some administrative closures necessitated by the migration of data from legacy systems. This category will decrease over time as fewer administrative corrections are needed.</p> <p>Transferred to Another Juvenile Court: Court supervision transferred to another county.</p>
End Pending	Represents the total number of cases awaiting adjudication/disposition at the end of the year. Cases Available for Disposition less Warrant Issued and Cases Disposed for the calendar year.
Informal Adjustment Program Revoked	Cases returned to the pending inventory due to the revocation of a previously entered informal adjustment arrangement as defined by a juvenile probation office. Informal Adjustment Programs are revoked due to juvenile non-compliance, violation, or other action(s) in defiance of agreed terms
New Cases	A new delinquency case is initiated upon the submission of a written allegation to a juvenile probation office (with prior approval by an attorney for the Commonwealth, where required). The unit of count is the docket number assigned by a juvenile probation office.
New Consent Decree	Active/disposed cases in which a Consent Decree has been approved by the court, placing a juvenile under the supervision of a probation office under stipulated terms.
New Informal Adjustment	Active/disposed cases in which an Informal Adjustment Program has been commenced with a juvenile probation office.
Other Inbound (Pending)	A residual category of inbound/active cases that includes cases refiled, cases transferred from another jurisdiction, cases with a vacated adjudication, and other inbound cases in active status for a reason not otherwise specified.
Other Inbound (Formal/Informal)	Delinquency cases returned to active court supervision or informal supervision for a reason not otherwise specified.

Warrant Issued

Cases placed in inactive status due to the issuance of a bench warrant.

Warrant Returned

Cases returned to the pending, formal supervision or informal supervision inventories due to the service or recall of a bench warrant previously issued against a juvenile respondent.

2018 Common Pleas State Totals Juvenile Dependency

<u>Pending Adjudication</u>	Abuse/Neglect	Status Offenses	Total
Cases Pending 1/1/18	1,307^(R)	54^(R)	1,361^(R)
New Petitions Filed	10,155	423	10,578
Other	1,842	61	1,903
Petitions Available for Processing	13,304	538	13,842

Processed By:

Adjudicated Dependent			
Judge	6,878	178	7,056
Hearing Officer	2,285	125	2,410
Adjudicated NOT Dependent			
Judge	1,079	15	1,094
Hearing Officer	222	1	223
Withdrawn/Dismissed/Inactive	1,007	119	1,126
Other	387	30	417
Petitions Processed	11,858	468	12,326
Cases Pending 12/31/18	1,446	70	1,516

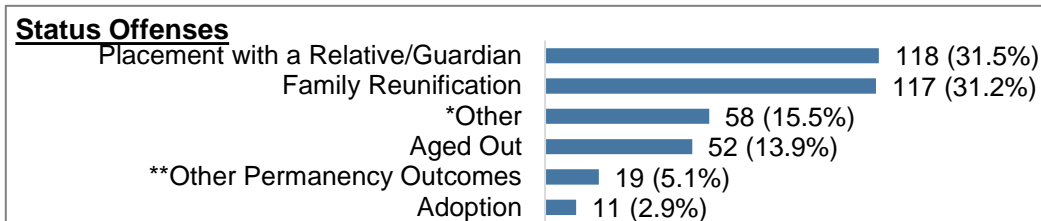
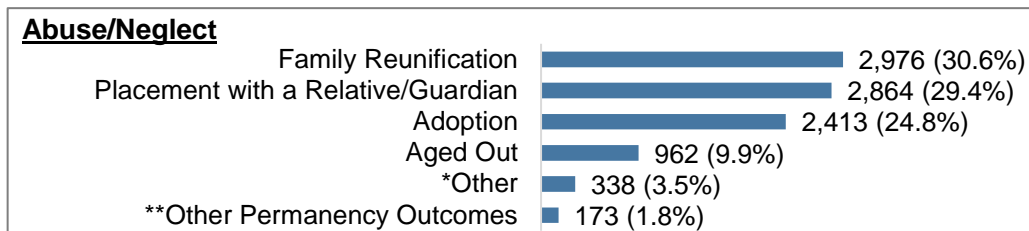
The Pending Adjudication Inventory is counted separately from adjudicated cases that are under court supervision.

Adjudicated Dependent

Cases Pending 1/1/18	19,634^(R)	552^(R)	20,186^(R)
New Adjudicated Dependent Cases	9,163	303	9,466
Other	185	8	193
Adjudicated Dependent Cases	28,982	863	29,845
Court Supervision Terminated	9,726	375	10,101
Cases Pending 12/31/18	19,256	488	19,744

If the case is adjudicated dependent, the case progresses to the Adjudicated Dependent Inventory and continues under court supervision.

Court Supervision Terminated By:



(R) - Revised

* Other Permanency Outcomes include: adjudicated delinquent, delinquent, death due to natural causes, emancipation, permanent living arrangement, and parent has come forward.

** Other includes cases where court supervision is terminated due to transfer out of jurisdiction, withdrawal and administrative closure.

Family Court Caseload - 2018 Juvenile Dependency Abuse/Neglect
 Pending Adjudication - Available for Processing

	Begin Pending	New Petitions Filed	Other	Petitions Available for Processing	Petitions Processed	End Pending
<u>1st Class County</u>						
Philadelphia	289	2,689	478	3,456	3,188	268
<u>2nd Class County</u>						
Allegheny	217	1,004	253	1,474	1,176	298
<u>2A Class Counties</u>						
Bucks	57	215	47	319	235	84
Delaware	60	298	51	409	369	40
Montgomery	28	287	32	347	322	25
<u>3rd Class Counties</u>						
Berks	60	391	25	476	426	50
Chester	9	41	4	54	49	5
Cumberland	16	139	26	181	149	32
Dauphin	23	203	48	274	232	42
Erie	11	276	43	330	310	20
Lackawanna	14	108	35	157	154	3
Lancaster	52	238	17	307	275	32
Lehigh	24	287	65	376	333	43
Luzerne	55	440	91	586	509	77
Northampton	17	208	27	252	219	33
Westmoreland	14	148	18	180	147	33
York	18	395	44	457	428	29
<u>4th Class Counties</u>						
Beaver	7	17	3	27	23	4
Butler	6	82	35	123	105	18
Cambria	10	123	12	145	133	12
Centre	5	45	9	59	51	8
Fayette	31	196	37	264	256	8
Franklin	4	72	11	87	80	7
Monroe	4	79	11	94	92	2
Schuylkill	52	386	157	595	565	30
Washington	17	136	16	169	150	19
<u>5th Class Counties</u>						
Adams	3	58	3	64	58	6
Blair	22	115	25	162	133	29
Lawrence	2	57	13	72	63	9
Lebanon	3	41	0	44	41	3
Lycoming	1	48	2	51	45	6
Mercer	0	25	4	29	25	4
Northumberland	12	122	23	157	150	7

Family Court Caseload - 2018 Juvenile Dependency Abuse/Neglect
 Pending Adjudication - Available for Processing

	Begin Pending	New Petitions Filed	Other	Petitions Available for Processing	Petitions Processed	End Pending
<u>6th Class Counties</u>						
Armstrong	12	54	9	75	61	14
Bedford	0	51	12	63	60	3
Bradford	12	43	9	64	60	4
Carbon	3	43	9	55	48	7
Clarion	9	39	10	58	51	7
Clearfield	24	77	5	106	92	14
Clinton	4	33	11	48	40	8
Columbia	6	62	6	74	68	6
Crawford	23	63	10	96	78	18
Elk	1	8	0	9	9	0
Greene	6	109	22	137	123	14
Huntingdon	5	36	8	49	48	1
Indiana	1	57	6	64	64	0
Jefferson	2	55	7	64	53	11
McKean	20	68	12	100	84	16
Mifflin	0	32	1	33	33	0
Perry	0	7	0	7	7	0
Pike	0	20	8	28	27	1
Somerset	4	79	9	92	75	17
Susquehanna	0	35	3	38	37	1
Tioga	8	47	11	66	62	4
Venango	9	62	0	71	65	6
Warren	0	11	0	11	10	1
Wayne	6	23	2	31	29	2
<u>7th Class Counties</u>						
Juniata	0	9	0	9	9	0
Snyder	0	9	2	11	11	0
Union	3	7	0	10	9	1
Wyoming	5	32	4	41	38	3
<u>8th Class Counties</u>						
Cameron	0	0	0	0	0	0
Forest	0	2	0	2	2	0
Fulton	0	7	0	7	7	0
Montour	0	1	1	2	2	0
Potter	1	2	0	3	3	0
Sullivan	0	3	0	3	2	1

Family Court Caseload - 2018 Juvenile Dependency Abuse/Neglect
 Pending Adjudication - Processed

	Adjudicated Dependent		Adjudicated NOT Dependent		Withdrawn/ Dismissed/ Inactive	Other
	Judge	Hearing Officer	Judge	Hearing Officer		
<u>1st Class County</u>						
Philadelphia	2,520	72	587	3	5	1
<u>2nd Class County</u>						
Allegheny	811	0	120	0	227	18
<u>2A Class Counties</u>						
Bucks	150	0	0	0	76	9
Delaware	19	247	3	51	49	0
Montgomery	293	0	0	0	1	28
<u>3rd Class Counties</u>						
Berks	345	0	1	0	69	11
Chester	0	40	0	2	0	7
Cumberland	4	82	8	29	25	1
Dauphin	10	193	1	16	0	12
Erie	21	282	0	6	0	1
Lackawanna	118	0	0	0	32	4
Lancaster	191	0	62	2	5	15
Lehigh	25	181	1	12	98	16
Luzerne	110	279	5	25	89	1
Northampton	37	164	0	0	0	18
Westmoreland	8	117	1	5	16	0
York	338	0	46	0	44	0
<u>4th Class Counties</u>						
Beaver	16	4	1	1	0	1
Butler	0	79	1	5	19	1
Cambria	93	22	5	1	2	10
Centre	43	0	6	0	0	2
Fayette	155	0	69	0	0	32
Franklin	0	68	1	7	4	0
Monroe	69	0	15	0	6	2
Schuylkill	409	0	58	0	98	0
Washington	34	94	3	3	1	15
<u>5th Class Counties</u>						
Adams	41	0	17	0	0	0
Blair	11	89	2	16	11	4
Lawrence	8	48	3	1	0	3
Lebanon	37	0	0	0	0	4
Lycoming	0	36	0	5	0	4
Mercer	17	0	2	0	1	5
Northumberland	130	0	1	0	0	19

Family Court Caseload - 2018 Juvenile Dependency Abuse/Neglect
 Pending Adjudication - Processed

	Adjudicated Dependent		Adjudicated NOT Dependent		Withdrawn/ Dismissed/ Inactive	Other
	Judge	Hearing Officer	Judge	Hearing Officer		
<u>6th Class Counties</u>						
Armstrong	51	0	5	0	0	5
Bedford	32	0	0	0	28	0
Bradford	17	14	5	6	17	1
Carbon	36	0	3	0	9	0
Clarion	42	0	9	0	0	0
Clearfield	66	0	0	0	0	26
Clinton	25	0	8	0	7	0
Columbia	1	51	0	8	8	0
Crawford	0	42	0	6	3	27
Elk	7	0	1	0	0	1
Greene	74	27	5	3	0	14
Huntingdon	37	0	0	0	7	4
Indiana	55	0	0	0	8	1
Jefferson	43	0	1	0	0	9
McKean	27	33	3	9	0	12
Mifflin	33	0	0	0	0	0
Perry	6	0	1	0	0	0
Pike	13	0	6	0	8	0
Somerset	66	0	2	0	0	7
Susquehanna	33	0	2	0	2	0
Tioga	39	0	3	0	17	3
Venango	35	0	0	0	7	23
Warren	8	0	1	0	0	1
Wayne	7	19	0	0	3	0
<u>7th Class Counties</u>						
Juniata	8	0	1	0	0	0
Snyder	10	0	0	0	1	0
Union	5	0	0	0	4	0
Wyoming	31	0	3	0	0	4
<u>8th Class Counties</u>						
Cameron	0	0	0	0	0	0
Forest	0	0	0	0	0	2
Fulton	4	0	0	0	0	3
Montour	0	2	0	0	0	0
Potter	2	0	1	0	0	0
Sullivan	2	0	0	0	0	0

Family Court Caseload - 2018 Juvenile Dependency Status Offenses
 Pending Adjudication - Available for Processing

	Begin Pending	New Petitions Filed	Other	Petitions Available for Processing	Petitions Processed	End Pending
<u>1st Class County</u>						
Philadelphia	1	3	2	6	6	0
<u>2nd Class County</u>						
Allegheny	16	34	10	60	49	11
<u>2A Class Counties</u>						
Bucks	0	0	0	0	0	0
Delaware	0	1	0	1	1	0
Montgomery	7	7	3	17	17	0
<u>3rd Class Counties</u>						
Berks	0	0	0	0	0	0
Chester	4	6	1	11	9	2
Cumberland	0	1	2	3	2	1
Dauphin	0	7	2	9	7	2
Erie	1	26	1	28	27	1
Lackawanna	0	0	0	0	0	0
Lancaster	0	0	1	1	1	0
Lehigh	1	0	0	1	1	0
Luzerne	2	155	12	169	136	33
Northampton	0	0	0	0	0	0
Westmoreland	1	30	4	35	32	3
York	0	3	1	4	3	1
<u>4th Class Counties</u>						
Beaver	0	5	0	5	5	0
Butler	1	1	0	2	2	0
Cambria	2	8	1	11	10	1
Centre	0	1	0	1	1	0
Fayette	0	6	1	7	7	0
Franklin	1	2	3	6	6	0
Monroe	0	3	0	3	3	0
Schuylkill	0	3	0	3	3	0
Washington	0	8	1	9	8	1
<u>5th Class Counties</u>						
Adams	0	0	0	0	0	0
Blair	0	0	0	0	0	0
Lawrence	0	2	0	2	2	0
Lebanon	8	15	0	23	22	1
Lycoming	0	0	0	0	0	0
Mercer	1	10	0	11	8	3
Northumberland	0	1	0	1	1	0

Family Court Caseload - 2018 Juvenile Dependency Status Offenses
 Pending Adjudication - Available for Processing

	Begin Pending	New Petitions Filed	Other	Petitions Available for Processing	Petitions Processed	End Pending
<u>6th Class Counties</u>						
Armstrong	0	10	1	11	11	0
Bedford	0	1	0	1	1	0
Bradford	0	4	0	4	4	0
Carbon	0	0	2	2	2	0
Clarion	0	0	0	0	0	0
Clearfield	2	20	3	25	23	2
Clinton	5	10	1	16	16	0
Columbia	0	3	0	3	1	2
Crawford	0	0	0	0	0	0
Elk	0	0	0	0	0	0
Greene	0	3	0	3	1	2
Huntingdon	0	3	1	4	4	0
Indiana	0	8	5	13	12	1
Jefferson	0	2	1	3	3	0
McKean	0	6	0	6	4	2
Mifflin	0	0	0	0	0	0
Perry	0	0	0	0	0	0
Pike	0	1	0	1	0	1
Somerset	0	1	1	2	2	0
Susquehanna	0	2	0	2	2	0
Tioga	0	0	1	1	1	0
Venango	0	0	0	0	0	0
Warren	0	0	0	0	0	0
Wayne	0	0	0	0	0	0
<u>7th Class Counties</u>						
Juniata	0	0	0	0	0	0
Snyder	0	0	0	0	0	0
Union	1	4	0	5	5	0
Wyoming	0	5	0	5	5	0
<u>8th Class Counties</u>						
Cameron	0	0	0	0	0	0
Forest	0	0	0	0	0	0
Fulton	0	0	0	0	0	0
Montour	0	0	0	0	0	0
Potter	0	1	0	1	1	0
Sullivan	0	1	0	1	1	0

Family Court Caseload - 2018 Juvenile Dependency Status Offenses
 Pending Adjudication - Processed

	Adjudicated Dependent		Adjudicated NOT Dependent		Withdrawn/ Dismissed/ Inactive	Other
	Judge	Hearing Officer	Judge	Hearing Officer		
<u>1st Class County</u>						
Philadelphia	6	0	0	0	0	0
<u>2nd Class County</u>						
Allegheny	29	0	3	0	15	2
<u>2A Class Counties</u>						
Bucks	0	0	0	0	0	0
Delaware	0	1	0	0	0	0
Montgomery	9	0	0	0	0	8
<u>3rd Class Counties</u>						
Berks	0	0	0	0	0	0
Chester	2	5	0	0	0	2
Cumberland	0	1	0	1	0	0
Dauphin	0	7	0	0	0	0
Erie	1	26	0	0	0	0
Lackawanna	0	0	0	0	0	0
Lancaster	1	0	0	0	0	0
Lehigh	0	1	0	0	0	0
Luzerne	5	41	0	0	90	0
Northampton	0	0	0	0	0	0
Westmoreland	2	23	0	0	7	0
York	2	0	1	0	0	0
<u>4th Class Counties</u>						
Beaver	0	0	3	0	0	2
Butler	0	2	0	0	0	0
Cambria	8	0	1	0	1	0
Centre	1	0	0	0	0	0
Fayette	7	0	0	0	0	0
Franklin	0	5	0	0	0	1
Monroe	3	0	0	0	0	0
Schuylkill	3	0	0	0	0	0
Washington	2	6	0	0	0	0
<u>5th Class Counties</u>						
Adams	0	0	0	0	0	0
Blair	0	0	0	0	0	0
Lawrence	0	2	0	0	0	0
Lebanon	15	0	0	0	0	7
Lycoming	0	0	0	0	0	0
Mercer	2	0	1	0	0	5
Northumberland	1	0	0	0	0	0

Family Court Caseload - 2018 Juvenile Dependency Status Offenses
 Pending Adjudication - Processed

	Adjudicated Dependent		Adjudicated NOT Dependent		Withdrawn/ Dismissed/ Inactive	Other
	Judge	Hearing Officer	Judge	Hearing Officer		
<u>6th Class Counties</u>						
Armstrong	11	0	0	0	0	0
Bedford	1	0	0	0	0	0
Bradford	0	3	0	0	1	0
Carbon	2	0	0	0	0	0
Clarion	0	0	0	0	0	0
Clearfield	21	0	1	0	0	1
Clinton	11	0	5	0	0	0
Columbia	0	1	0	0	0	0
Crawford	0	0	0	0	0	0
Elk	0	0	0	0	0	0
Greene	0	0	0	0	0	1
Huntingdon	4	0	0	0	0	0
Indiana	10	0	0	0	2	0
Jefferson	3	0	0	0	0	0
McKean	2	1	0	0	0	1
Mifflin	0	0	0	0	0	0
Perry	0	0	0	0	0	0
Pike	0	0	0	0	0	0
Somerset	2	0	0	0	0	0
Susquehanna	1	0	0	0	1	0
Tioga	0	0	0	0	1	0
Venango	0	0	0	0	0	0
Warren	0	0	0	0	0	0
Wayne	0	0	0	0	0	0
<u>7th Class Counties</u>						
Juniata	0	0	0	0	0	0
Snyder	0	0	0	0	0	0
Union	4	0	0	0	1	0
Wyoming	5	0	0	0	0	0
<u>8th Class Counties</u>						
Cameron	0	0	0	0	0	0
Forest	0	0	0	0	0	0
Fulton	0	0	0	0	0	0
Montour	0	0	0	0	0	0
Potter	1	0	0	0	0	0
Sullivan	1	0	0	0	0	0

Family Court Caseload - 2018 Juvenile Dependency Abuse/Neglect
 Adjudicated Dependent - Available for Processing

	Begin Pending	New Adjudicated Dependent Cases	Other	Adjudicated Dependent Cases	Court Supervision Terminated	End Pending
<u>1st Class County</u>						
Philadelphia	7,422	2,592	3	10,017	3,231	6,786
<u>2nd Class County</u>						
Allegheny	1,755	811	4	2,570	800	1,770
<u>2A Class Counties</u>						
Bucks	471	150	2	623	217	406
Delaware	457	266	10	733	248	485
Montgomery	477	293	10	780	351	429
<u>3rd Class Counties</u>						
Berks	790	345	4	1,139	377	762
Chester	148	40	2	190	76	114
Cumberland	165	86	3	254	103	151
Dauphin	533	203	5	741	227	514
Erie	397	303	8	708	260	448
Lackawanna	169	118	0	287	130	157
Lancaster	511	191	8	710	257	453
Lehigh	274	206	11	491	138	353
Luzerne	534	389	4	927	296	631
Northampton	295	201	3	499	110	389
Westmoreland	251	125	14	390	146	244
York	444	338	4	786	277	509
<u>4th Class Counties</u>						
Beaver	62	20	0	82	38	44
Butler	130	79	3	212	85	127
Cambria	246	115	12	373	158	215
Centre	72	43	0	115	42	73
Fayette	208	155	5	368	164	204
Franklin	156	68	2	226	61	165
Monroe	211	69	5	285	107	178
Schuylkill	602	409	0	1,011	338	673
Washington	311	128	4	443	166	277
<u>5th Class Counties</u>						
Adams	59	41	0	100	48	52
Blair	146	100	5	251	102	149
Lawrence	204	56	1	261	69	192
Lebanon	56	37	0	93	28	65
Lycoming	70	36	1	107	43	64
Mercer	36	17	0	53	27	26
Northumberland	206	130	0	336	83	253

Family Court Caseload - 2018 Juvenile Dependency Abuse/Neglect
 Adjudicated Dependent - Available for Processing

	Begin Pending	New Adjudicated Dependent Cases	Other	Adjudicated Dependent Cases	Court Supervision Terminated	End Pending
<u>6th Class Counties</u>						
Armstrong	59	51	2	112	41	71
Bedford	72	32	0	104	50	54
Bradford	48	31	0	79	19	60
Carbon	42	36	1	79	33	46
Clarion	33	42	0	75	23	52
Clearfield	198	66	6	270	45	225
Clinton	37	25	0	62	30	32
Columbia	159	52	0	211	65	146
Crawford	124	42	0	166	57	109
Elk	19	7	0	26	13	13
Greene	97	101	0	198	66	132
Huntingdon	77	37	4	118	48	70
Indiana	51	55	1	107	33	74
Jefferson	104	43	8	155	74	81
McKean	122	60	2	184	43	141
Mifflin	55	33	0	88	18	70
Perry	7	6	0	13	8	5
Pike	28	13	0	41	14	27
Somerset	112	66	0	178	60	118
Susquehanna	25	33	0	58	19	39
Tioga	61	39	3	103	38	65
Venango	63	35	23	121	22	99
Warren	14	8	0	22	8	14
Wayne	38	26	0	64	18	46
<u>7th Class Counties</u>						
Juniata	4	8	0	12	2	10
Snyder	30	10	0	40	20	20
Union	17	5	0	22	13	9
Wyoming	30	31	0	61	27	34
<u>8th Class Counties</u>						
Cameron	12	0	0	12	1	11
Forest	0	0	2	2	0	2
Fulton	6	4	0	10	5	5
Montour	4	2	0	6	1	5
Potter	18	2	0	20	9	11
Sullivan	0	2	0	2	0	2

Family Court Caseload - 2018 Juvenile Dependency Abuse/Neglect
 Adjudicated Dependent - Court Supervision Terminated

	Family Reunification	%	Placement with a Relative/ Guardian	%	Adoption	%	Aged Out	%	Other	%	Other Permanency Outcomes	%
<u>1st Class County</u>												
Philadelphia	933	28.9	950	29.4	851	26.3	399	12.3	17	0.5	81	2.5
<u>2nd Class County</u>												
Allegheny	308	38.5	180	22.5	189	23.6	96	12.0	12	1.5	15	1.9
<u>2A Class Counties</u>												
Bucks	75	34.6	76	35.0	45	20.7	12	5.5	8	3.7	1	0.5
Delaware	66	26.6	103	41.5	35	14.1	40	16.1	3	1.2	1	0.4
Montgomery	90	25.6	117	33.3	46	13.1	25	7.1	70	19.9	3	0.9
<u>3rd Class Counties</u>												
Berks	76	20.2	99	26.3	160	42.4	31	8.2	7	1.9	4	1.1
Chester	36	47.4	14	18.4	17	22.4	5	6.6	4	5.3	0	--
Cumberland	27	26.2	34	33.0	26	25.2	11	10.7	5	4.9	0	--
Dauphin	89	39.2	35	15.4	79	34.8	19	8.4	5	2.2	0	--
Erie	41	15.8	88	33.8	101	38.8	23	8.8	4	1.5	3	1.2
Lackawanna	61	46.9	40	30.8	23	17.7	4	3.1	0	--	2	1.5
Lancaster	61	23.7	49	19.1	101	39.3	38	14.8	7	2.7	1	0.4
Lehigh	42	30.4	48	34.8	25	18.1	13	9.4	5	3.6	5	3.6
Luzerne	101	34.1	103	34.8	58	19.6	17	5.7	12	4.1	5	1.7
Northampton	21	19.1	34	30.9	29	26.4	14	12.7	11	10.0	1	0.9
Westmoreland	32	21.9	32	21.9	66	45.2	10	6.8	4	2.7	2	1.4
York	111	40.1	66	23.8	64	23.1	30	10.8	1	0.4	5	1.8
<u>4th Class Counties</u>												
Beaver	20	52.6	7	18.4	7	18.4	2	5.3	0	--	2	5.3
Butler	23	27.1	11	12.9	40	47.1	7	8.2	3	3.5	1	1.2
Cambria	35	22.2	66	41.8	7	4.4	6	3.8	40	25.3	4	2.5
Centre	10	23.8	11	26.2	16	38.1	3	7.1	0	--	2	4.8
Fayette	43	26.2	74	45.1	35	21.3	1	0.6	8	4.9	3	1.8
Franklin	35	57.4	2	3.3	12	19.7	11	18.0	0	--	1	1.6
Monroe	35	32.7	26	24.3	27	25.2	17	15.9	1	0.9	1	0.9
Schuylkill	49	14.5	223	66.0	45	13.3	14	4.1	5	1.5	2	0.6
Washington	35	21.1	34	20.5	76	45.8	11	6.6	9	5.4	1	0.6
<u>5th Class Counties</u>												
Adams	10	20.8	24	50.0	7	14.6	4	8.3	3	6.3	0	--
Blair	49	48.0	25	24.5	15	14.7	6	5.9	5	4.9	2	2.0
Lawrence	24	34.8	16	23.2	24	34.8	3	4.3	1	1.4	1	1.4
Lebanon	11	39.3	5	17.9	8	28.6	4	14.3	0	--	0	--
Lycoming	6	14.0	18	41.9	11	25.6	4	9.3	2	4.7	2	4.7
Mercer	11	40.7	5	18.5	0	--	0	--	11	40.7	0	--
Northumberland	39	47.0	8	9.6	25	30.1	8	9.6	3	3.6	0	--

Family Court Caseload - 2018 Juvenile Dependency Abuse/Neglect
 Adjudicated Dependent - Court Supervision Terminated

	Family Reunification	%	Placement with a Relative/ Guardian	%	Adoption	%	Aged Out	%	Other	%	Other Permanency Outcomes	%
<u>6th Class Counties</u>												
Armstrong	8	19.5	21	51.2	4	9.8	0	--	0	--	8	19.5
Bedford	19	38.0	20	40.0	4	8.0	4	8.0	1	2.0	2	4.0
Bradford	11	57.9	3	15.8	2	10.5	0	--	2	10.5	1	5.3
Carbon	19	57.6	11	33.3	0	--	3	9.1	0	--	0	--
Clarion	5	21.7	2	8.7	8	34.8	2	8.7	5	21.7	1	4.3
Clearfield	15	33.3	18	40.0	9	20.0	1	2.2	0	--	2	4.4
Clinton	10	33.3	15	50.0	4	13.3	0	--	0	--	1	3.3
Columbia	23	35.4	29	44.6	0	--	12	18.5	1	1.5	0	--
Crawford	30	52.6	6	10.5	0	--	5	8.8	15	26.3	1	1.8
Elk	4	30.8	1	7.7	3	23.1	0	--	5	38.5	0	--
Greene	28	42.4	10	15.2	10	15.2	2	3.0	16	24.2	0	--
Huntingdon	9	18.8	8	16.7	24	50.0	2	4.2	5	10.4	0	--
Indiana	7	21.2	16	48.5	4	12.1	5	15.2	0	--	1	3.0
Jefferson	40	54.1	10	13.5	15	20.3	8	10.8	0	--	1	1.4
McKean	18	41.9	12	27.9	5	11.6	1	2.3	6	14.0	1	2.3
Mifflin	8	44.4	2	11.1	6	33.3	2	11.1	0	--	0	--
Perry	1	12.5	5	62.5	0	--	2	25.0	0	--	0	--
Pike	7	50.0	1	7.1	3	21.4	1	7.1	0	--	2	14.3
Somerset	33	55.0	7	11.7	5	8.3	8	13.3	7	11.7	0	--
Susquehanna	10	52.6	3	15.8	1	5.3	5	26.3	0	--	0	--
Tioga	14	36.8	8	21.1	11	28.9	3	7.9	1	2.6	1	2.6
Venango	11	50.0	7	31.8	1	4.5	2	9.1	1	4.5	0	--
Warren	0	--	2	25.0	2	25.0	0	--	4	50.0	0	--
Wayne	5	27.8	3	16.7	9	50.0	1	5.6	0	--	0	--
<u>7th Class Counties</u>												
Juniata	1	50.0	1	50.0	0	--	0	--	0	--	0	--
Snyder	5	25.0	7	35.0	4	20.0	3	15.0	1	5.0	0	--
Union	5	38.5	5	38.5	3	23.1	0	--	0	--	0	--
Wyoming	18	66.7	6	22.2	0	--	1	3.7	2	7.4	0	--
<u>8th Class Counties</u>												
Cameron	1	100.0	0	--	0	--	0	--	0	--	0	--
Forest	0	--	0	--	0	--	0	--	0	--	0	--
Fulton	1	20.0	0	--	3	60.0	1	20.0	0	--	0	--
Montour	0	--	1	100.0	0	--	0	--	0	--	0	--
Potter	5	55.6	1	11.1	3	33.3	0	--	0	--	0	--
Sullivan	0	--	0	--	0	--	0	--	0	--	0	--

Family Court Caseload - 2018 Juvenile Dependency Status Offenses
 Adjudicated Dependent - Available for Processing

	Begin Pending	New Adjudicated Dependent Cases	Other	Adjudicated Dependent Cases	Court Supervision Terminated	End Pending
<u>1st Class County</u>						
Philadelphia	26	6	0	32	13	19
<u>2nd Class County</u>						
Allegheny	69	29	0	98	37	61
<u>2A Class Counties</u>						
Bucks	1	0	0	1	1	0
Delaware	0	1	0	1	0	1
Montgomery	66	9	1	76	63	13
<u>3rd Class Counties</u>						
Berks	1	0	0	1	1	0
Chester	22	7	2	31	15	16
Cumberland	0	1	0	1	0	1
Dauphin	15	7	0	22	6	16
Erie	39	27	0	66	14	52
Lackawanna	0	0	0	0	0	0
Lancaster	6	1	0	7	2	5
Lehigh	1	1	0	2	2	0
Luzerne	29	46	0	75	17	58
Northampton	2	0	0	2	0	2
Westmoreland	45	25	3	73	37	36
York	1	2	0	3	1	2
<u>4th Class Counties</u>						
Beaver	8	0	0	8	6	2
Butler	3	2	0	5	3	2
Cambria	26	8	0	34	28	6
Centre	0	1	0	1	0	1
Fayette	7	7	0	14	10	4
Franklin	8	5	1	14	5	9
Monroe	1	3	0	4	0	4
Schuylkill	4	3	0	7	4	3
Washington	19	8	0	27	11	16
<u>5th Class Counties</u>						
Adams	0	0	0	0	0	0
Blair	0	0	0	0	0	0
Lawrence	0	2	0	2	1	1
Lebanon	16	15	0	31	5	26
Lycoming	0	0	0	0	0	0
Mercer	6	2	1	9	4	5
Northumberland	0	1	0	1	0	1

Family Court Caseload - 2018 Juvenile Dependency Status Offenses
 Adjudicated Dependent - Available for Processing

	Begin Pending	New Adjudicated Dependent Cases	Other	Adjudicated Dependent Cases	Court Supervision Terminated	End Pending
<u>6th Class Counties</u>						
Armstrong	5	11	0	16	5	11
Bedford	0	1	0	1	1	0
Bradford	6	3	0	9	1	8
Carbon	2	2	0	4	2	2
Clarion	0	0	0	0	0	0
Clearfield	37	21	0	58	21	37
Clinton	15	11	0	26	13	13
Columbia	0	1	0	1	0	1
Crawford	9	0	0	9	3	6
Elk	2	0	0	2	0	2
Greene	2	0	0	2	1	1
Huntingdon	6	4	0	10	3	7
Indiana	22	10	0	32	27	5
Jefferson	5	3	0	8	4	4
McKean	3	3	0	6	0	6
Mifflin	0	0	0	0	0	0
Perry	0	0	0	0	0	0
Pike	0	0	0	0	0	0
Somerset	5	2	0	7	1	6
Susquehanna	1	1	0	2	0	2
Tioga	0	0	0	0	0	0
Venango	1	0	0	1	0	1
Warren	0	0	0	0	0	0
Wayne	1	0	0	1	0	1
<u>7th Class Counties</u>						
Juniata	0	0	0	0	0	0
Snyder	1	0	0	1	0	1
Union	1	4	0	5	3	2
Wyoming	2	5	0	7	2	5
<u>8th Class Counties</u>						
Cameron	1	0	0	1	0	1
Forest	0	0	0	0	0	0
Fulton	0	0	0	0	0	0
Montour	1	0	0	1	0	1
Potter	3	1	0	4	1	3
Sullivan	0	1	0	1	1	0

Family Court Caseload - 2018 Juvenile Dependency Status Offenses
 Adjudicated Dependent - Court Supervision Terminated

	Family Reunification	%	Placement with a Relative/Guardian	%	Adoption	%	Aged Out	%	Other	%	Other Permanency Outcomes	%
<u>1st Class County</u>												
Philadelphia	2	15.4	9	69.2	0	--	1	7.7	0	--	1	7.7
<u>2nd Class County</u>												
Allegheny	17	45.9	5	13.5	1	2.7	12	32.4	2	5.4	0	--
<u>2A Class Counties</u>												
Bucks	0	--	0	--	0	--	1	100.0	0	--	0	--
Delaware	0	--	0	--	0	--	0	--	0	--	0	--
Montgomery	8	12.7	6	9.5	0	--	0	--	49	77.8	0	--
<u>3rd Class Counties</u>												
Berks	0	--	0	--	0	--	0	--	1	100.0	0	--
Chester	6	40.0	2	13.3	0	--	2	13.3	3	20.0	2	13.3
Cumberland	0	--	0	--	0	--	0	--	0	--	0	--
Dauphin	2	33.3	1	16.7	0	--	3	50.0	0	--	0	--
Erie	3	21.4	5	35.7	1	7.1	4	28.6	0	--	1	7.1
Lackawanna	0	--	0	--	0	--	0	--	0	--	0	--
Lancaster	0	--	1	50.0	1	50.0	0	--	0	--	0	--
Lehigh	0	--	2	100.0	0	--	0	--	0	--	0	--
Luzerne	4	23.5	12	70.6	0	--	1	5.9	0	--	0	--
Northampton	0	--	0	--	0	--	0	--	0	--	0	--
Westmoreland	11	29.7	8	21.6	5	13.5	10	27.0	0	--	3	8.1
York	0	--	1	100.0	0	--	0	--	0	--	0	--
<u>4th Class Counties</u>												
Beaver	5	83.3	0	--	0	--	0	--	0	--	1	16.7
Butler	0	--	1	33.3	0	--	0	--	0	--	2	66.7
Cambria	0	--	27	96.4	0	--	0	--	0	--	1	3.6
Centre	0	--	0	--	0	--	0	--	0	--	0	--
Fayette	2	20.0	4	40.0	0	--	2	20.0	0	--	2	20.0
Franklin	3	60.0	0	--	0	--	1	20.0	0	--	1	20.0
Monroe	0	--	0	--	0	--	0	--	0	--	0	--
Schuylkill	0	--	1	25.0	3	75.0	0	--	0	--	0	--
Washington	4	36.4	3	27.3	0	--	3	27.3	0	--	1	9.1
<u>5th Class Counties</u>												
Adams	0	--	0	--	0	--	0	--	0	--	0	--
Blair	0	--	0	--	0	--	0	--	0	--	0	--
Lawrence	1	100.0	0	--	0	--	0	--	0	--	0	--
Lebanon	2	40.0	2	40.0	0	--	1	20.0	0	--	0	--
Lycoming	0	--	0	--	0	--	0	--	0	--	0	--
Mercer	0	--	1	25.0	0	--	2	50.0	1	25.0	0	--
Northumberland	0	--	0	--	0	--	0	--	0	--	0	--

Family Court Caseload - 2018 Juvenile Dependency Status Offenses
 Adjudicated Dependent - Court Supervision Terminated

	Family Reunification		Placement with a Relative/Guardian		Adoption		Aged Out		Other		Other Permanency Outcomes	
		%		%		%		%		%		%
<u>6th Class Counties</u>												
Armstrong	1	20.0	2	40.0	0	--	1	20.0	0	--	1	20.0
Bedford	0	--	1	100.0	0	--	0	--	0	--	0	--
Bradford	1	100.0	0	--	0	--	0	--	0	--	0	--
Carbon	1	50.0	0	--	0	--	1	50.0	0	--	0	--
Clarion	0	--	0	--	0	--	0	--	0	--	0	--
Clearfield	6	28.6	9	42.9	0	--	3	14.3	1	4.8	2	9.5
Clinton	5	38.5	7	53.8	0	--	0	--	0	--	1	7.7
Columbia	0	--	0	--	0	--	0	--	0	--	0	--
Crawford	2	66.7	0	--	0	--	1	33.3	0	--	0	--
Elk	0	--	0	--	0	--	0	--	0	--	0	--
Greene	1	100.0	0	--	0	--	0	--	0	--	0	--
Huntingdon	1	33.3	1	33.3	0	--	0	--	1	33.3	0	--
Indiana	23	85.2	2	7.4	0	--	2	7.4	0	--	0	--
Jefferson	2	50.0	1	25.0	0	--	1	25.0	0	--	0	--
McKean	0	--	0	--	0	--	0	--	0	--	0	--
Mifflin	0	--	0	--	0	--	0	--	0	--	0	--
Perry	0	--	0	--	0	--	0	--	0	--	0	--
Pike	0	--	0	--	0	--	0	--	0	--	0	--
Somerset	1	100.0	0	--	0	--	0	--	0	--	0	--
Susquehanna	0	--	0	--	0	--	0	--	0	--	0	--
Tioga	0	--	0	--	0	--	0	--	0	--	0	--
Venango	0	--	0	--	0	--	0	--	0	--	0	--
Warren	0	--	0	--	0	--	0	--	0	--	0	--
Wayne	0	--	0	--	0	--	0	--	0	--	0	--
<u>7th Class Counties</u>												
Juniata	0	--	0	--	0	--	0	--	0	--	0	--
Snyder	0	--	0	--	0	--	0	--	0	--	0	--
Union	0	--	3	100.0	0	--	0	--	0	--	0	--
Wyoming	2	100.0	0	--	0	--	0	--	0	--	0	--
<u>8th Class Counties</u>												
Cameron	0	--	0	--	0	--	0	--	0	--	0	--
Forest	0	--	0	--	0	--	0	--	0	--	0	--
Fulton	0	--	0	--	0	--	0	--	0	--	0	--
Montour	0	--	0	--	0	--	0	--	0	--	0	--
Potter	0	--	1	100.0	0	--	0	--	0	--	0	--
Sullivan	1	100.0	0	--	0	--	0	--	0	--	0	--

JUVENILE DEPENDENCY **ABUSE/NEGLECT & STATUS OFFENSE**

... a classification of juvenile cases which involves the absence of the proper parental care or supervision necessary for the physical, mental, emotional, or moral health of an individual under 18 years of age.

Abuse/Neglect - alleges non-accidental physical or mental injuries to a child. Abuse/Neglect cases include allegations of sexual abuse or exploitation, abandonment, insufficient food, housing, medical care, shelter or supervision which endangers the child's life or development, parent's inability to care for a child due to his or her own mental health, etc.

Status Offense - addresses acts or conduct which are recognized to be offenses, but only when committed or engaged in by juveniles and which can be adjudicated only by a juvenile court. Examples of status offenses are curfew violations, incorrigibility, juveniles alleged to be runaways, truancy, uncontrollable behavior, etc.

Adjudicated Dependent If the case is adjudicated dependent, the case becomes part of the Adjudicated Dependent Inventory and continues under court supervision.

Adjudicated Not Dependent If the case is adjudicated NOT dependent, the case is closed.

Cases Processed A dependency petition is considered processed when an order adjudicating the petition is issued, typically at a permanency placement hearing. The disposition is recorded whether or not the juvenile is adjudicated dependent.

Court Supervision Terminated Court supervision of Adjudicated Dependent Cases is terminated when the child achieves permanency. Permanency outcomes include the following:

Family Reunification - the child is returned to the parent(s). Includes the CPCMS termination category of *reunification*

Adoption - the legal and permanent transfer of all parental rights and responsibilities to adoptive parents. Includes CPCMS termination category of *adoption*.

Placement with a Relative or Guardian - the custody of the child is transferred from the natural parent to a relative or caregiver. Both permanent and non-permanent placements are included in this category. Includes CPCMS termination categories of *child with guardian*, *placement with relative*, *subsidized permanent legal custodian/relative*, and *permanent placement with relative*.

Aged Out - the dependent child reaches the age of 18. Includes CPCMS termination category *aged out*.

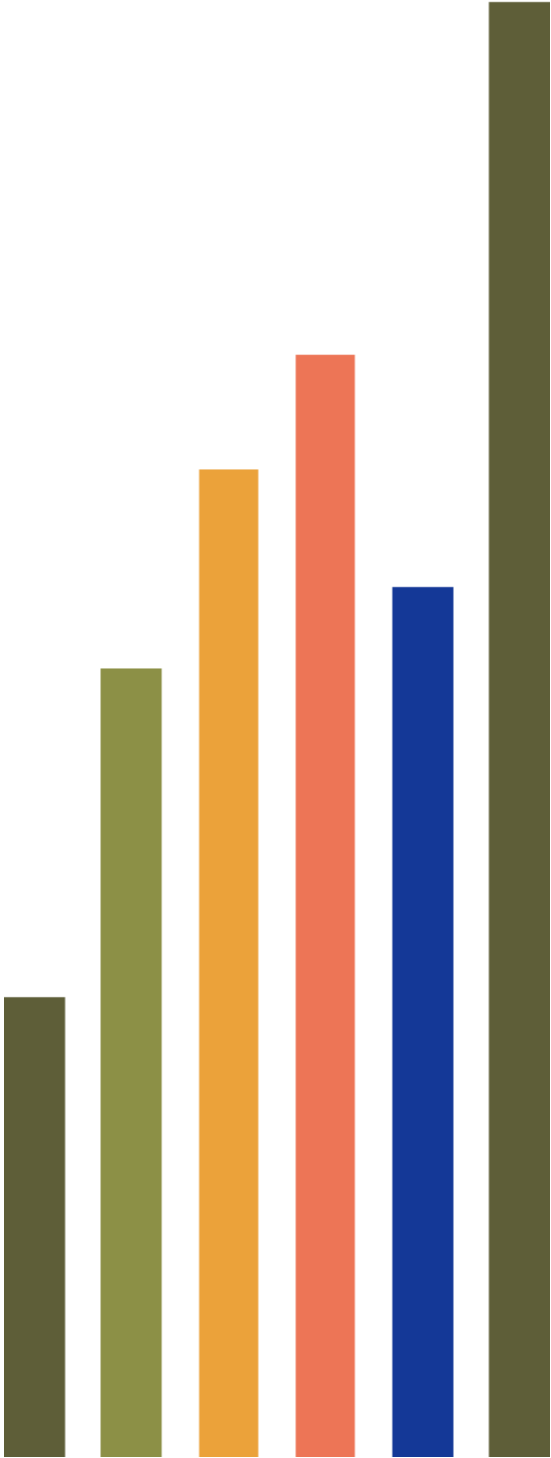
Other Permanency Outcomes - includes the CPCMS termination categories of *adjudicated delinquent*, *death due to natural causes*, *death due to negligence*, *emancipation*, *permanent living arrangement*, *Family Service Plan completed*, *permanency plan completed*.

Other Terminations - includes CPCMS termination categories *transferred to other jurisdiction, inactive due to warrant, cases withdrawn, cases closed without disposition*, as well as categories reserved for administrative closings and data corrections.

Judge	This disposition type refers to the number of cases in which disputed issues of fact were heard before a judge in an evidentiary proceeding. Dispositional hearings, review hearings and ancillary petitions are NOT included. Also NOT included are cases initially heard by a master or hearing officer where the judge signs the agreement or order after the matter is resolved by the non-judicial officer.
Juvenile Court Hearing Officer	This disposition type refers to the number of cases in which disputed issues of fact were heard by a hearing officer in an evidentiary proceeding. Included are single cases with multiple hearings in which there were NO hearings before a judge
New Petitions Filed	A new dependency case (abuse/neglect and status offense) is initiated with the filing of a petition. Included are reopened cases where a new petition has been filed.
Other (inbound)	Inbound cases that are transferred from another jurisdiction, cases reopened due to a warrant. Includes CPCMS entries <i>transferred from other jurisdiction, case reopened due to warrant</i> as well as categories reserved for data corrections or administrative actions.
Other (outbound)	This disposition type refers to the number of cases not processed by a judge or non-judicial officer. Included are all cases which have been transferred to another jurisdiction, cases in which the manner of adjudication was not recorded, and those cases terminated due to administrative actions and data corrections.
Pending Adjudication	The pending adjudication inventory includes petitions for dependency that are awaiting adjudication. This inventory of cases is counted separately from adjudicated cases.
Withdrawn/ Dismissed/ Inactive	This disposition type refers to cases withdrawn, dismissed or placed in inactive status due to a warrant.

[This page intentionally left blank for printing purposes]

Orphans' Court Caseload



2018 Common Pleas State Totals Orphans' Court Caseload

	Accounts	Adoptions	Relinquishments/ Terminations	Appointment of Guardians
Cases Pending 1/1/18	1,082 (R)	1,142 (R)	2,716 (R)	895 (R)
New Cases Filed	2,706	4,776	5,380	3,415
Cases Available for Processing	3,788	5,918	8,096	4,310
Cases Processed	2,650	4,730	5,175	3,523
Cases Pending 12/31/18	1,138	1,188	2,921	787

Processed By:

Accounts

Uncontested	2,238 (84.5%)
Judge (Contested)	298 (11.2%)
Other	110 (4.2%)
Non-Judicial Officer (Contested)	4 (0.2%)

Adoptions

Uncontested Granted	4,546 (96.1%)
Other	119 (2.5%)
Judge (Contested) Granted	55 (1.2%)
Judge (Contested) Denied	7 (0.1%)
Uncontested Denied	3 (0.1%)

Relinquishments/Terminations

Uncontested	3,532 (68.3%)
Judge (Contested)	1,206 (23.3%)
Other	437 (8.4%)

Appointment of Guardians

Uncontested	2,441 (69.3%)
Judge (Contested)	566 (16.1%)
Other	516 (14.6%)

(R) - Revised

Orphans' Court Caseload - 2018 Accounts

Processed By:

	Begin Pending	New Cases Filed	Cases Processed	End Pending	Judge (Contested)	Non-Judicial Officer (Contested)	Uncontested	Other
<u>1st Class County</u>								
Philadelphia	44	102	125	21	118	0	7	0
<u>2nd Class County</u>								
Allegheny	209	371	362	218	0	0	362	0
<u>2A Class Counties</u>								
Bucks	25	59	57	27	14	0	36	7
Delaware	43 (R)	44	47	40	3	0	39	5
Montgomery	1	232	203	30	82	0	107	14
<u>3rd Class Counties</u>								
Berks	21	97	89	29	5	0	83	1
Chester	8	45	44	9	7	0	34	3
Cumberland	18	68	73	13	9	0	62	2
Dauphin	16	27	28	15	3	0	25	0
Erie	12	34	28	18	1	3	24	0
Lackawanna	13 (R)	22	20	15	0	0	19	1
Lancaster	19 (R)	28	32	15	0	0	32	0
Lehigh	7	40	34	13	5	0	26	3
Luzerne	0	64	64	0	0	0	64	0
Northampton	7	30	30	7	12	0	18	0
Westmoreland	99	175	175	99	2	0	156	17
York	21	70	71	20	9	0	62	0
<u>4th Class Counties</u>								
Beaver	10	74	77	7	1	0	73	3
Butler	41 (R)	63	59	45	5	0	52	2
Cambria	14	81	86	9	2	0	83	1
Centre	16	26	31	11	2	0	29	0
Fayette	29	38	55	12	0	0	31	24
Franklin	17	58	59	16	2	0	57	0
Monroe	8	15	15	8	3	0	12	0
Schuylkill	5	21	21	5	1	0	18	2
Washington	59	35	36	58	3	0	21	12
<u>5th Class Counties</u>								
Adams	4	32	31	5	1	0	30	0
Blair	26	117	80	63	0	0	80	0
Lawrence	43	24	21	46	0	0	21	0
Lebanon	7	17	15	9	0	0	13	2
Lycoming	9	43	32	20	0	0	32	0
Mercer	53 (R)	35	36	52	0	0	36	0
Northumberland	3	31	32	2	0	0	32	0

(R) - Revised

Orphans' Court Caseload - 2018 Accounts

Processed By:

	Begin Pending	New Cases Filed	Cases Processed	End Pending	Judge (Contested)	Non-Judicial Officer (Contested)	Uncontested	Other
<u>6th Class Counties</u>								
Armstrong	4	7	3	8	0	0	1	2
Bedford	7	28	28	7	0	0	28	0
Bradford	3	16	13	6	0	0	13	0
Carbon	10	17	9	18	1	0	8	0
Clarion	1	16	16	1	0	0	16	0
Clearfield	4	59	57	6	0	0	57	0
Clinton	2	9	9	2	0	0	8	1
Columbia	11	24	27	8	0	0	27	0
Crawford	29	26	28	27	0	0	27	1
Elk	2	9	9	2	0	0	9	0
Greene	1	12	7	6	1	0	6	0
Huntingdon	3 (R)	26	27	2	0	0	26	1
Indiana	13	37	35	15	0	0	34	1
Jefferson	4 (R)	32	31	5	0	0	29	2
McKean	12 (R)	5	2	15	0	0	2	0
Mifflin	2	14	16	0	1	0	15	0
Perry	3	6	7	2	0	1	6	0
Pike	7	4	9	2	1	0	6	2
Somerset	5 (R)	25	25	5	2	0	23	0
Susquehanna	4	25	26	3	0	0	26	0
Tioga	2	9	11	0	1	0	10	0
Venango	19	26	27	18	0	0	27	0
Warren	1	11	8	4	0	0	8	0
Wayne	8	3	8	3	0	0	8	0
<u>7th Class Counties</u>								
Juniata	1	0	1	0	0	0	1	0
Snyder	2	5	6	1	0	0	6	0
Union	3	4	4	3	0	0	3	1
Wyoming	0	1	1	0	1	0	0	0
<u>8th Class Counties</u>								
Cameron	0	1	1	0	0	0	1	0
Forest	1	0	0	1	0	0	0	0
Fulton	4	18	17	5	0	0	17	0
Montour	1	3	4	0	0	0	4	0
Potter	6	9	9	6	0	0	9	0
Sullivan	0	1	1	0	0	0	1	0

(R) - Revised

ACCOUNTS

... a statement prepared by a fiduciary at the close of his or her administration of an estate to reflect transactions that have occurred. The statement is presented to the court as part of the process whereby the fiduciary seeks discharge from liability for the events disclosed.

Cases Processed	The number of accounts confirmed; a confirmation is a judicial determination that the account is filed in proper order.
Fiduciary	A person or an institution with a legal responsibility for the money or property of another. The term includes executors, administrators, guardians, and trustees subject to the jurisdiction of the Orphans' Court Division.
Judge	This disposition type refers to the number of accounts contested before a judge. A case is considered contested before a judge ONLY if objections are filed.
New Cases Filed	The number of account statements filed with the Orphans' Court clerk.
Non-Judicial Officer	This disposition type refers to the number of accounts heard by a non-judicial officer. Non-judicial officers include masters, auditors and examiners. A matter is only considered contested if objections are filed and presented to a non-judicial officer.
Other	This disposition type refers to the number of accounts that were not processed by a judge or non-judicial officer nor uncontested. Included are all cases which have been transferred, discontinued, withdrawn, and deceased respondents.
Uncontested	This disposition type refers to the number of accounts confirmed by a judge or non-judicial officer in which no objections were filed.

Orphans' Court Caseload - 2018 Adoptions

	Begin Pending	New Cases Filed	Cases Processed	End Pending	Processed By:					
					Judge (Contested)		Uncontested		Other	
					Granted	Denied	Granted	Denied		
<u>1st Class County</u>										
Philadelphia	187	984	1,019	152	4	0	1,002	0	13	
<u>2nd Class County</u>										
Allegheny	56 (R)	307	306	57	1	0	305	0	0	
<u>2A Class Counties</u>										
Bucks	9	137	122	24	1	0	121	0	0	
Delaware	20 (R)	74	70	24	0	0	64	0	6	
Montgomery	69	189	201	57	7	0	178	0	16	
<u>3rd Class Counties</u>										
Berks	15	246	243	18	0	0	243	0	0	
Chester	28	62	69	21	0	0	63	0	6	
Cumberland	12	113	98	27	0	0	96	0	2	
Dauphin	23	127	123	27	1	0	122	0	0	
Erie	47	165	165	47	0	0	165	0	0	
Lackawanna	15 (R)	61	63	13	0	0	63	0	0	
Lancaster	79 (R)	246	217	108	1	0	216	0	0	
Lehigh	43	56	74	25	0	0	72	0	2	
Luzerne	72	125	121	76	0	0	121	0	0	
Northampton	10	70	77	3	13	1	62	0	1	
Westmoreland	15	140	98	57	0	0	98	0	0	
York	58	174	172	60	0	1	157	0	14	
<u>4th Class Counties</u>										
Beaver	1	37	36	2	0	0	35	0	1	
Butler	25 (R)	66	72	19	0	0	69	0	3	
Cambria	10	47	40	17	0	0	40	0	0	
Centre	11	46	47	10	0	1	46	0	0	
Fayette	16	78	74	20	0	0	62	0	12	
Franklin	16	58	56	18	0	0	53	0	3	
Monroe	22	80	69	33	8	2	58	0	1	
Schuylkill	11	60	57	14	0	0	48	0	9	
Washington	6	119	117	8	0	0	115	0	2	
<u>5th Class Counties</u>										
Adams	8	26	28	6	0	0	25	0	3	
Blair	30	59	67	22	2	0	60	0	5	
Lawrence	32 (R)	42	44	30	0	0	44	0	0	
Lebanon	2	37	39	0	0	0	39	0	0	
Lycoming	10	50	44	16	0	0	44	0	0	
Mercer	5 (R)	22	22	5	0	0	22	0	0	
Northumberland	0	67	61	6	0	0	59	0	2	

(R) - Revised

Orphans' Court Caseload - 2018 Adoptions

	Begin Pending	New Cases Filed	Cases Processed	End Pending	Processed By:				
					Judge (Contested)		Uncontested		Other
					Granted	Denied	Granted	Denied	
<u>6th Class Counties</u>									
Armstrong	7	18	20	5	0	0	19	0	1
Bedford	8	12	13	7	0	0	13	0	0
Bradford	8	22	24	6	0	0	24	0	0
Carbon	9	24	20	13	0	0	20	0	0
Clarion	0	19	17	2	0	0	17	0	0
Clearfield	5	58	58	5	0	0	58	0	0
Clinton	4	27	26	5	0	1	24	0	1
Columbia	11	34	29	16	3	0	25	0	1
Crawford	1	26	23	4	0	0	22	0	1
Elk	4	8	11	1	0	0	11	0	0
Greene	5	22	25	2	0	0	25	0	0
Huntingdon	20	45	45	20	3	0	42	0	0
Indiana	13	18	18	13	0	0	18	0	0
Jefferson	1 (R)	30	30	1	0	0	28	0	2
McKean	16	28	26	18	0	0	26	0	0
Mifflin	5	16	16	5	7	0	9	0	0
Perry	1	12	12	1	0	0	12	0	0
Pike	20	4	18	6	2	0	9	0	7
Somerset	1 (R)	19	20	0	0	0	20	0	0
Susquehanna	4	8	12	0	0	0	10	0	2
Tioga	7	43	37	13	0	0	34	3	0
Venango	7	19	20	6	0	0	19	0	1
Warren	4	2	3	3	0	0	3	0	0
Wayne	6	25	27	4	1	1	24	0	1
<u>7th Class Counties</u>									
Juniata	3	13	16	0	0	0	16	0	0
Snyder	2	13	14	1	0	0	14	0	0
Union	3	23	22	4	1	0	21	0	0
Wyoming	0	3	3	0	0	0	3	0	0
<u>8th Class Counties</u>									
Cameron	0	0	0	0	0	0	0	0	0
Forest	1	0	0	1	0	0	0	0	0
Fulton	1	7	5	3	0	0	5	0	0
Montour	0	3	3	0	0	0	3	0	0
Potter	2	4	5	1	0	0	4	0	1
Sullivan	0	1	1	0	0	0	1	0	0

(R) - Revised

ADOPTIONS

... a legal proceeding in which a child's rights and duties toward his or her birth parents are terminated and similar rights and duties toward his or her adoptive parents are substituted.

Cases Processed	The number of final decrees either granting or denying the adoption.
Judge (Contested)	This disposition type refers to the number of adoptions in which disputed issues of fact were heard in an evidentiary proceeding before a judge. A contested adoption can be granted or denied.
New Cases Filed	Each child listed on a petition for adoption is counted separately as a new case. For example, a petition with three children listed is counted as three new cases filed.
Other	This disposition type refers to the number of adoptions that were not uncontested or not processed by a judge or non-judicial officer. Included are cases which have been transferred, discontinued, withdrawn, and cases where there is a deceased respondent.
Uncontested	This disposition type refers to the number of cases in which the parties appear before a judge to provide confirmatory testimony but there were NO disputed issues of fact. An uncontested adoption can be granted or denied.

Orphans' Court Caseload - 2018 Relinquishments/Terminations

	Begin Pending	New Cases Filed	Cases Processed	End Pending	Processed By:		
					Judge (Contested)	Uncontested	Other
<u>1st Class County</u>							
Philadelphia	467	913	920	460	380	420	120
<u>2nd Class County</u>							
Allegheny	150 (R)	354	323	181	130	137	56
<u>2A Class Counties</u>							
Bucks	83	141	138	86	16	120	2
Delaware	109 (R)	93	134	68	1	108	25
Montgomery	62	286	265	83	18	247	0
<u>3rd Class Counties</u>							
Berks	25	156	151	30	22	128	1
Chester	49	73	63	59	3	44	16
Cumberland	22	152	136	38	17	113	6
Dauphin	39	142	151	30	22	118	11
Erie	42	245	160	127	5	155	0
Lackawanna	33 (R)	103	101	35	0	97	4
Lancaster	122 (R)	45	57	110	19	38	0
Lehigh	23	51	53	21	11	38	4
Luzerne	131	159	133	157	133	0	0
Northampton	28	78	96	10	41	52	3
Westmoreland	110 (R)	214	222	102	31	161	30
York	74	193	161	106	38	111	12
<u>4th Class Counties</u>							
Beaver	5	46	44	7	12	31	1
Butler	46 (R)	114	53	107	2	44	7
Cambria	74	77	115	36	76	31	8
Centre	28	57	54	31	0	54	0
Fayette	55	86	113	28	6	63	44
Franklin	31	68	80	19	0	67	13
Monroe	42	119	124	37	77	41	6
Schuylkill	16	96	94	18	8	77	9
Washington	56	85	101	40	33	62	6
<u>5th Class Counties</u>							
Adams	9	17	20	6	0	16	4
Blair	54	54	72	36	4	62	6
Lawrence	93 (R)	102	76	119	0	76	0
Lebanon	10	37	33	14	0	32	1
Lycoming	11	37	29	19	7	22	0
Mercer	20	26	27	19	0	27	0
Northumberland	32	125	97	60	0	92	5

(R) - Revised

Orphans' Court Caseload - 2018 Relinquishments/Terminations

	Begin Pending	New Cases Filed	Cases Processed	End Pending	Processed By:		
					Judge (Contested)	Uncontested	Other
<u>6th Class Counties</u>							
Armstrong	31	14	17	28	0	17	0
Bedford	31	34	33	32	6	27	0
Bradford	11	13	18	6	5	13	0
Carbon	3	16	14	5	2	12	0
Clarion	16	22	34	4	11	23	0
Clearfield	72	108	93	87	37	56	0
Clinton	10	18	21	7	0	21	0
Columbia	33	19	19	33	0	18	1
Crawford	22	44	43	23	0	41	2
Elk	2	11	7	6	0	6	1
Greene	10	37	29	18	0	29	0
Huntingdon	70 (R)	54	47	77	0	45	2
Indiana	8	33	19	22	0	19	0
Jefferson	5 (R)	53	48	10	0	45	3
McKean	53 (R)	98	61	90	7	54	0
Mifflin	10	26	24	12	10	14	0
Perry	3	13	14	2	0	14	0
Pike	19	9	17	11	2	6	9
Somerset	19 (R)	39	27	31	0	27	0
Susquehanna	10	10	16	4	0	13	3
Tioga	34	36	45	25	0	45	0
Venango	48	50	40	58	0	32	8
Warren	3	6	5	4	0	5	0
Wayne	13	14	22	5	6	16	0
<u>7th Class Counties</u>							
Juniata	7	9	14	2	1	13	0
Snyder	3	23	20	6	2	17	1
Union	0	6	2	4	0	2	0
Wyoming	5	7	8	4	5	3	0
<u>8th Class Counties</u>							
Cameron	0	2	0	2	0	0	0
Forest	2	0	0	2	0	0	0
Fulton	1	5	4	2	0	4	0
Montour	9	3	12	0	0	6	6
Potter	1	4	5	0	0	4	1
Sullivan	1	0	1	0	0	1	0

(R) - Revised

RELINQUISHMENTS/TERMINATIONS

*... relinquishment is the voluntary ending of the rights of a parent with respect to his or her child.
Termination is the involuntary ending of the rights of a parent with respect to his or her child.*

Cases Processed	The number of final decrees either granting or denying the petition.
Judge (Contested)	This disposition type refers to the number of relinquishments/terminations in which disputed issues of fact were heard in an evidentiary proceeding by a judge.
New Cases Filed	The number of petitions filed either to relinquish or to terminate parental rights. Note: Only the petition is counted, regardless of the number of children or the number of parents listed on the petition.
Other	This disposition type refers to the number of relinquishments/terminations that were not uncontested or not processed by a judge or non-judicial officer. Included are all cases which have been transferred, discontinued, withdrawn, and deceased respondents.
Uncontested	This disposition type refers to the number of cases in which the parties appear before a judge to provide confirmatory testimony but there were NO disputed issues of fact.

Orphans' Court Caseload - 2018 Appointment of Guardians

	Begin Pending	New Cases Filed	Cases Processed	End Pending	Processed By:		
					Judge (Contested)	Uncontested	Other
<u>1st Class County</u>							
Philadelphia	46	363	370	39	311	0	59
<u>2nd Class County</u>							
Allegheny	55	288	306	37	58	248	0
<u>2A Class Counties</u>							
Bucks	48 (R)	120	127	41	5	110	12
Delaware	22 (R)	167	154	35	16	118	20
Montgomery	78	256	285	49	14	249	22
<u>3rd Class Counties</u>							
Berks	19	150	150	19	10	115	25
Chester	25	115	122	18	0	105	17
Cumberland	8	40	39	9	8	25	6
Dauphin	11	75	74	12	6	62	6
Erie	10	77	78	9	7	65	6
Lackawanna	99 (R)	97	166	30	5	107	54
Lancaster	14 (R)	100	71	43	59	12	0
Lehigh	16	115	102	29	8	76	18
Luzerne	0	90	90	0	1	89	0
Northampton	14	113	113	14	32	66	15
Westmoreland	51	90	120	21	0	84	36
York	11	140	124	27	8	91	25
<u>4th Class Counties</u>							
Beaver	7 (R)	35	35	7	3	29	3
Butler	25 (R)	50	38	37	0	21	17
Cambria	37	51	69	19	0	38	31
Centre	22	24	32	14	0	32	0
Fayette	51	45	85	11	0	43	42
Franklin	5	23	23	5	0	20	3
Monroe	4	35	37	2	2	29	6
Schuylkill	5	36	35	6	1	32	2
Washington	8	41	37	12	1	30	6
<u>5th Class Counties</u>							
Adams	2	30	26	6	0	24	2
Blair	22	35	44	13	2	29	13
Lawrence	30 (R)	20	11	39	0	10	1
Lebanon	7	41	41	7	0	40	1
Lycoming	2	39	33	8	0	31	2
Mercer	10 (R)	6	6	10	0	6	0
Northumberland	10	47	38	19	0	37	1

(R) - Revised

Orphans' Court Caseload - 2018 Appointment of Guardians

Processed By:

	Begin Pending	New Cases Filed	Cases Processed	End Pending	Judge (Contested)	Uncontested	Other
<u>6th Class Counties</u>							
Armstrong	4	19	20	3	1	19	0
Bedford	6 (R)	38	34	10	1	29	4
Bradford	2	17	14	5	0	14	0
Carbon	1	13	9	5	0	9	0
Clarion	2	4	5	1	0	5	0
Clearfield	1	27	21	7	0	21	0
Clinton	2	8	9	1	0	6	3
Columbia	26	18	19	25	1	10	8
Crawford	4	9	9	4	0	7	2
Elk	0	10	9	1	2	5	2
Greene	1	11	11	1	0	5	6
Huntingdon	1 (R)	36	29	8	0	26	3
Indiana	4	38	38	4	0	38	0
Jefferson	3 (R)	21	23	1	0	19	4
McKean	4	4	4	4	0	4	0
Mifflin	2	13	14	1	2	12	0
Perry	1	13	13	1	0	8	5
Pike	12	17	27	2	0	10	17
Somerset	6 (R)	20	21	5	1	20	0
Susquehanna	1	3	4	0	0	4	0
Tioga	1	8	2	7	0	2	0
Venango	18 (R)	24	21	21	0	21	0
Warren	3	12	11	4	0	11	0
Wayne	2	20	17	5	0	17	0
<u>7th Class Counties</u>							
Juniata	0	6	4	2	0	4	0
Snyder	0	8	7	1	0	1	6
Union	1	13	14	0	0	14	0
Wyoming	0	8	6	2	1	4	1
<u>8th Class Counties</u>							
Cameron	0	0	0	0	0	0	0
Forest	0	0	0	0	0	0	0
Fulton	1	1	2	0	0	1	1
Montour	5 (R)	14	14	5	0	11	3
Potter	3 (R)	4	3	4	0	3	0
Sullivan	4	4	8	0	0	8	0

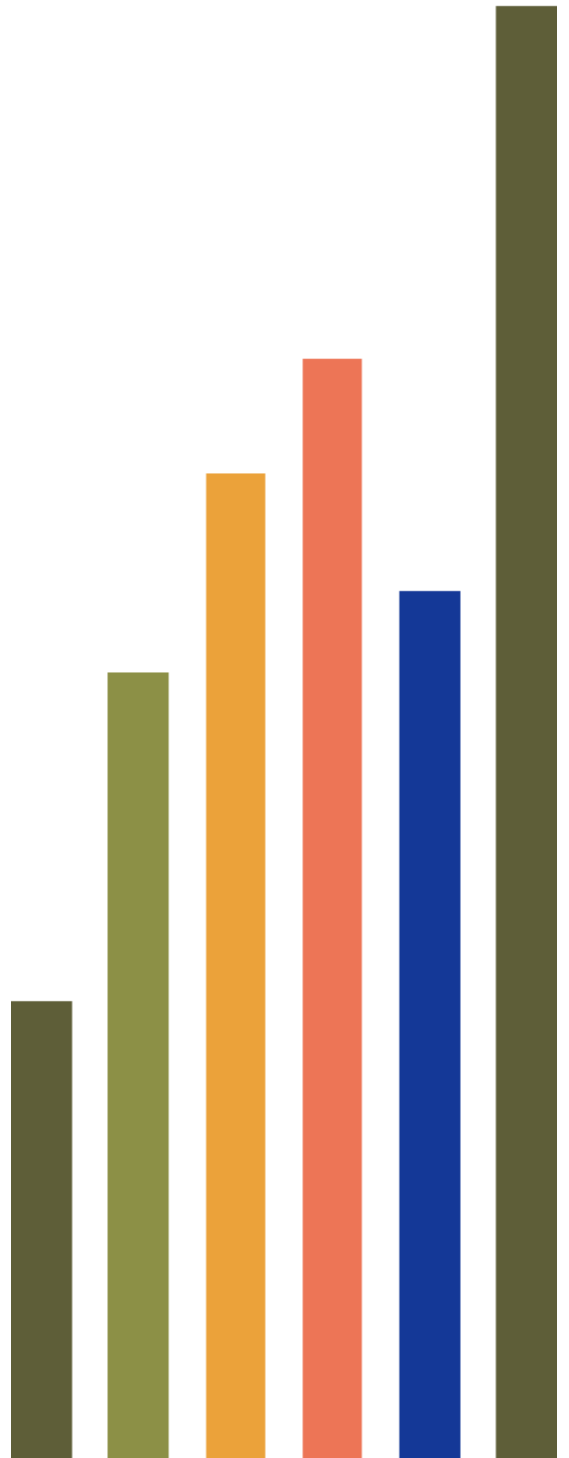
(R) - Revised

APPOINTMENT OF GUARDIANS

... a proceeding through which a determination is made regarding an individuals' capacity to make or communicate a responsible decision that concerns his or her person or property.

Cases Processed	The number of orders issued adjudicating pending petitions.
Fiduciary	A person or an institution with a legal responsibility for the money or property of another. The term includes executors, administrators, guardians, and trustees subject to the jurisdiction of the Orphans' Court Division.
Incapacitated Person	An adult whose ability to receive and evaluate information effectively and communicate decisions in any way is impaired to such a significant extent that he or she is partially or totally unable to manage financial resources or meet essential requirements for physical health and safety.
Judge	This disposition type refers to the number of appointments in which disputed issues of fact were heard by a judge. NOT included are cases in which a judge signed an order, but there were no disputed issues of fact. Also, NOT included are cases in which the parties appeared to provide confirmatory testimony, but there were no disputed issues of fact heard by a judge.
Other	This disposition type refers to the number of appointments that were not uncontested or not processed by a judge or non-judicial officer. Included are all cases which have been transferred, discontinued, withdrawn, and deceased respondents.
Uncontested	This disposition type refers to the number of cases for which a judge signed an order but there were no disputed issues of fact heard by a judge.

Jury Yield
Jury Utilization
Jury Costs



2018 Common Pleas State Totals Jury

Jury Yield

Qualification Questionnaires/Summonses Mailed	1,227,507	
Returned Undeliverable	96,300	7.8%
Not Responded to	269,929	22.0%
Number of Prospective Jurors:		
Disqualified	140,154	11.4%
Exempted	48,580	4.0%
Excused	134,443	11.0%
Deferred to New Term	124,738	10.2%
Deferred from Previous Term	99,820	8.1%
Qualified Jurors Available for Service	513,183	
Jury Yield: % of Jurors Qualified and Available		41.8%

Jury Utilization

Qualified and Available Jurors:		
Reporting for Service	242,759	47.3%
Told Not to Report for Service	207,058	40.3%
Sent to Courtroom for Jury Selection (Voir Dire)	187,273	77.1%
Utilized in Incomplete Jury Selection	34,378	14.2%
Impaneled or Sworn (jurors/alternates)	40,392	16.6%
Removed for Cause/Hardship	34,310	
Removed for Peremptory Challenge	31,955	

Jury Costs

Annual Budget for Jury Operations	\$12,058,789
Average Cost Per Juror	\$10

2018 Jury Yield

	Qualification Questionnaires/			Number of Prospective Jurors:					
	Summons Mailed	Returned Undeliverable	%	Not Responded to	%	Disqualified	%	Exempted	%
<u>1st Class County</u>									
Philadelphia	484,885	25,891	5.3	167,586	34.6	61,311	12.6	0	--
<u>2nd Class County</u>									
Allegheny	82,096	14,635	17.8	15,353	18.7	6,902	8.4	7,841	9.6
<u>2A Class Counties</u>									
Bucks	34,432	1,688	4.9	2,888	8.4	3,481	10.1	4,134	12.0
Delaware	83,397	4,198	5.0	22,337	26.8	13,238	15.9	721	0.9
Montgomery	76,750	2,360	3.1	14,111	18.4	5,309	6.9	723	0.9
<u>3rd Class Counties</u>									
Berks	41,239	2,673	6.5	1,775	4.3	3,553	8.6	1,077	2.6
Chester	27,702	1,592	5.7	1,242	4.5	3,343	12.1	4,641	16.8
Cumberland	4,225	262	6.2	22	0.5	479	11.3	347	8.2
Dauphin	6,901	321	4.7	644	9.3	911	13.2	224	3.2
Erie	39,891	6,634	16.6	6,816	17.1	2,977	7.5	395	1.0
Lackawanna	26,382	2,924	11.1	9,197	34.9	0	--	9,841	37.3
Lancaster	19,560	1,405	7.2	1,273	6.5	1,628	8.3	2,067	10.6
Lehigh	30,368	2,639	8.7	2,061	6.8	4,826	15.9	538	1.8
Luzerne	20,095	1,808	9.0	2,445	12.2	4,614	23.0	2,374	11.8
Northampton	14,820	1,273	8.6	1,112	7.5	2,882	19.4	1,086	7.3
Westmoreland	19,876	1,624	8.2	268	1.3	4,622	23.3	245	1.2
York	9,881	719	7.3	1,081	10.9	778	7.9	0	--
<u>4th Class Counties</u>									
Beaver	5,180	19	0.4	0	--	69	1.3	36	0.7
Butler	5,400	15	0.3	52	1.0	74	1.4	1	<0.1
Cambria	8,590	804	9.4	1,341	15.6	694	8.1	127	1.5
Centre	10,143	2,261	22.3	900	8.9	1,154	11.4	511	5.0
Fayette	12,000	2,351	19.6	1,585	13.2	1,316	11.0	1,957	16.3
Franklin	7,330	229	3.1	2,487	33.9	601	8.2	61	0.8
Monroe	9,921	1,096	11.0	835	8.4	1,876	18.9	585	5.9
Schuylkill	15,008	2,112	14.1	1,330	8.9	2,891	19.3	2,543	16.9
Washington	6,826	499	7.3	342	5.0	840	12.3	204	3.0
<u>5th Class Counties</u>									
Adams	1,931	36	1.9	171	8.9	110	5.7	83	4.3
Blair	8,000	1,146	14.3	805	10.1	651	8.1	945	11.8
Lawrence	12,720	621	4.9	735	5.8	657	5.2	125	1.0
Lebanon	5,261	502	9.5	220	4.2	604	11.5	490	9.3
Lycoming	25,602	5,796	22.6	3,170	12.4	1,496	5.8	1,445	5.6
Mercer	5,428	222	4.1	415	7.6	0	--	0	--
Northumberland	4,173	389	9.3	572	13.7	14	0.3	93	2.2

2018 Jury Yield

	Number of Prospective Jurors:						Qualified Jurors Available for Service	Jury Yield: % of Jurors Qualified and Available
	Excused	%	Deferred to New Term	%	Deferred from Previous Term	%		
<u>1st Class County</u>								
Philadelphia	42,540	8.8	61,829	12.8	42,161	8.7	167,889	34.6
<u>2nd Class County</u>								
Allegheny	4,402	5.4	9,364	11.4	9,585	11.7	33,184	40.4
<u>2A Class Counties</u>								
Bucks	5,806	16.9	2,405	7.0	165	0.5	14,195	41.2
Delaware	4,735	5.7	8,538	10.2	7,554	9.1	37,184	44.6
Montgomery	9,382	12.2	3,204	4.2	5,877	7.7	47,538	61.9
<u>3rd Class Counties</u>								
Berks	7,185	17.4	1,079	2.6	1,028	2.5	24,925	60.4
Chester	3,588	13.0	2,008	7.2	2,636	9.5	13,924	50.3
Cumberland	1,050	24.9	484	11.5	551	13.0	2,132	50.5
Dauphin	1,796	26.0	729	10.6	696	10.1	2,972	43.1
Erie	3,616	9.1	3,462	8.7	4,230	10.6	20,221	50.7
Lackawanna	408	1.5	969	3.7	1,005	3.8	4,048	15.3
Lancaster	77	0.4	4,029	20.6	4,177	21.4	13,258	67.8
Lehigh	6,034	19.9	2,590	8.5	1,927	6.3	13,607	44.8
Luzerne	3,456	17.2	1,914	9.5	2,052	10.2	5,536	27.5
Northampton	2,500	16.9	884	6.0	637	4.3	5,720	38.6
Westmoreland	2,043	10.3	1,429	7.2	1,585	8.0	11,230	56.5
York	1,787	18.1	607	6.1	1,092	11.1	6,001	60.7
<u>4th Class Counties</u>								
Beaver	397	7.7	1,147	22.1	528	10.2	4,040	78.0
Butler	152	2.8	1,426	26.4	387	7.2	4,067	75.3
Cambria	3,151	36.7	0	--	0	--	2,473	28.8
Centre	2,201	21.7	680	6.7	647	6.4	3,083	30.4
Fayette	834	7.0	992	8.3	24	0.2	2,989	24.9
Franklin	1,572	21.4	1,943	26.5	428	5.8	865	11.8
Monroe	1,070	10.8	1,366	13.8	2,214	22.3	5,307	53.5
Schuylkill	2,842	18.9	223	1.5	213	1.4	3,280	21.9
Washington	580	8.5	355	5.2	786	11.5	4,792	70.2
<u>5th Class Counties</u>								
Adams	240	12.4	151	7.8	190	9.8	1,330	68.9
Blair	2,193	27.4	362	4.5	0	--	1,898	23.7
Lawrence	1,615	12.7	1,703	13.4	1,668	13.1	8,932	70.2
Lebanon	485	9.2	629	12.0	674	12.8	3,005	57.1
Lycoming	3,853	15.0	1,194	4.7	1,211	4.7	9,859	38.5
Mercer	1,987	36.6	553	10.2	0	--	2,251	41.5
Northumberland	500	12.0	1,473	35.3	63	1.5	1,195	28.6

2018 Jury Yield

	Qualification Questionnaires/ Summonses Mailed	Returned Undeliverable	%	Not Responded to	%	Number of Prospective Jurors:				
						Disqualified	%	Exempted	%	
<u>6th Class Counties</u>										
Armstrong	4,089	418	10.2	429	10.5	481	11.8	448	11.0	
Bedford	1,461	0	--	15	1.0	6	0.4	78	5.3	
Bradford	2,360	367	15.6	80	3.4	355	15.0	30	1.3	
Carbon	3,588	157	4.4	246	6.9	444	12.4	728	20.3	
Clarion	1,709	301	17.6	139	8.1	315	18.4	93	5.4	
Clearfield	2,522	315	12.5	148	5.9	8	0.3	89	3.5	
Clinton	1,166	7	0.6	57	4.9	8	0.7	2	0.2	
Columbia	1,315	88	6.7	175	13.3	73	5.6	7	0.5	
Crawford	2,910	78	2.7	89	3.1	132	4.5	122	4.2	
Elk	1,760	325	18.5	114	6.5	184	10.5	0	--	
Greene	1,675	151	9.0	86	5.1	119	7.1	172	10.3	
Huntingdon	1,981	251	12.7	161	8.1	307	15.5	38	1.9	
Indiana	1,500	7	0.5	44	2.9	20	1.3	28	1.9	
Jefferson	1,713	151	8.8	286	16.7	101	5.9	132	7.7	
McKean	6,552	1,172	17.9	535	8.2	690	10.5	63	1.0	
Mifflin	840	24	2.9	33	3.9	40	4.8	0	--	
Perry	2,150	0	--	299	13.9	0	--	0	--	
Pike	1,400	1	0.1	21	1.5	462	33.0	0	--	
Somerset	1,771	127	7.2	204	11.5	197	11.1	20	1.1	
Susquehanna	1,241	14	1.1	24	1.9	218	17.6	132	10.6	
Tioga	3,319	378	11.4	380	11.4	863	26.0	0	--	
Venango	1,770	10	0.6	66	3.7	156	8.8	10	0.6	
Warren	3,000	598	19.9	269	9.0	321	10.7	498	16.6	
Wayne	1,383	140	10.1	270	19.5	105	7.6	90	6.5	
<u>7th Class Counties</u>										
Juniata	1,250	0	--	122	9.8	0	--	0	--	
Snyder	764	13	1.7	35	4.6	36	4.7	0	--	
Union	1,311	43	3.3	36	2.7	87	6.6	0	--	
Wyoming	547	22	4.0	83	15.2	15	2.7	13	2.4	
<u>8th Class Counties</u>										
Cameron	655	43	6.6	0	--	146	22.3	2	0.3	
Forest	882	66	7.5	47	5.3	130	14.7	208	23.6	
Fulton	659	28	4.2	17	2.6	24	3.6	7	1.1	
Montour	1,338	154	11.5	151	11.3	136	10.2	35	2.6	
Potter	813	96	11.8	95	11.7	56	6.9	67	8.2	
Sullivan	100	11	11.0	2	2.0	18	18.0	8	8.0	

2018 Jury Yield

	Number of Prospective Jurors:						Qualified Jurors Available for Service	Jury Yield: % of Jurors Qualified and Available
	Excused	%	Deferred to New Term	%	Deferred from Previous Term	%		
<u>6th Class Counties</u>								
Armstrong	853	20.9	363	8.9	218	5.3	1,315	32.2
Bedford	85	5.8	168	11.5	155	10.6	1,264	86.5
Bradford	269	11.4	392	16.6	443	18.8	1,310	55.5
Carbon	748	20.8	192	5.4	138	3.8	1,211	33.8
Clarion	170	9.9	4	0.2	0	--	687	40.2
Clearfield	879	34.9	58	2.3	56	2.2	1,081	42.9
Clinton	340	29.2	9	0.8	11	0.9	754	64.7
Columbia	269	20.5	55	4.2	62	4.7	710	54.0
Crawford	175	6.0	543	18.7	545	18.7	2,316	79.6
Elk	143	8.1	371	21.1	92	5.2	715	40.6
Greene	281	16.8	464	27.7	190	11.3	592	35.3
Huntingdon	218	11.0	105	5.3	71	3.6	972	49.1
Indiana	441	29.4	15	1.0	46	3.1	991	66.1
Jefferson	394	23.0	0	--	1	0.1	650	37.9
McKean	374	5.7	571	8.7	118	1.8	3,265	49.8
Mifflin	180	21.4	86	10.2	89	10.6	566	67.4
Perry	760	35.3	0	--	0	--	1,091	50.7
Pike	239	17.1	202	14.4	247	17.6	722	51.6
Somerset	777	43.9	156	8.8	32	1.8	322	18.2
Susquehanna	135	10.9	83	6.7	63	5.1	698	56.2
Tioga	416	12.5	0	--	0	--	1,282	38.6
Venango	49	2.8	167	9.4	267	15.1	1,579	89.2
Warren	321	10.7	172	5.7	393	13.1	1,214	40.5
Wayne	223	16.1	36	2.6	20	1.4	539	39.0
<u>7th Class Counties</u>								
Juniata	524	41.9	0	--	0	--	604	48.3
Snyder	155	20.3	133	17.4	161	21.1	553	72.4
Union	85	6.5	252	19.2	235	17.9	1,043	79.6
Wyoming	142	26.0	31	5.7	22	4.0	263	48.1
<u>8th Class Counties</u>								
Cameron	27	4.1	183	27.9	58	8.9	312	47.6
Forest	127	14.4	32	3.6	0	--	272	30.8
Fulton	198	30.0	34	5.2	13	2.0	364	55.2
Montour	221	16.5	53	4.0	83	6.2	671	50.1
Potter	103	12.7	87	10.7	0	--	309	38.0
Sullivan	45	45.0	0	--	0	--	16	16.0

2018 Jury Utilization

Qualified and Available Jurors:

	Reporting for Service	%	Told Not to Report for Service	%	Sent to Courtroom for Jury Selection (Voir Dire)	%	Utilized in Incomplete Jury Selection	%
<u>1st Class County</u>								
Philadelphia	67,805	40.4	55,150	32.8	65,809	97.1	22,062	32.5
<u>2nd Class County</u>								
Allegheny	21,133	63.7	8,739	26.3	15,524	73.5	3,907	18.5
<u>2A Class Counties</u>								
Bucks	10,521	74.1	3,653	25.7	3,633	34.5	556	5.3
Delaware	14,571	39.2	14,125	38.0	9,347	64.1	2,199	15.1
Montgomery	11,223	23.6	35,726	75.2	8,259	73.6	1,292	11.5
<u>3rd Class Counties</u>								
Berks	5,969	23.9	12,216	49.0	4,660	78.1	79	1.3
Chester	11,513	82.7	8,483	60.9	3,699	32.1	1,057	9.2
Cumberland	1,347	63.2	315	14.8	1,154	85.7	0	--
Dauphin	4,466	150.3	419	14.1	3,736	83.7	315	7.1
Erie	7,880	39.0	7,240	35.8	4,760	60.4	636	8.1
Lackawanna	3,460	85.5	5,090	125.7	1,991	57.5	0	--
Lancaster	4,169	31.4	4,847	36.6	2,583	62.0	40	1.0
Lehigh	2,167	15.9	11,048	81.2	1,460	67.4	98	4.5
Luzerne	8,179	147.7	970	17.5	3,151	38.5	28	0.3
Northampton	1,972	34.5	2,387	41.7	1,382	70.1	0	--
Westmoreland	4,490	40.0	7,574	67.4	2,542	56.6	0	--
York	4,880	81.3	0	--	4,448	91.1	0	--
<u>4th Class Counties</u>								
Beaver	1,956	48.4	1,605	39.7	1,627	83.2	423	21.6
Butler	2,320	57.0	1,645	40.4	727	31.3	0	--
Cambria	1,664	67.3	958	38.7	578	34.7	0	--
Centre	2,587	83.9	110	3.6	1,697	65.6	0	--
Fayette	3,911	130.8	2,123	71.0	2,057	52.6	0	--
Franklin	2,145	248.0	640	74.0	5,868	273.6	0	--
Monroe	3,405	64.2	253	4.8	2,375	69.8	40	1.2
Schuylkill	1,866	56.9	691	21.1	1,466	78.6	35	1.9
Washington	1,944	40.6	1,205	25.1	808	41.6	0	--
<u>5th Class Counties</u>								
Adams	625	47.0	448	33.7	886	141.8	0	--
Blair	1,814	95.6	463	24.4	1,814	100.0	0	--
Lawrence	785	8.8	2,103	23.5	356	45.4	0	--
Lebanon	1,731	57.6	645	21.5	2,730	157.7	29	1.7
Lycoming	4,008	40.7	4,641	47.1	2,525	63.0	0	--
Mercer	2,868	127.4	0	--	1,637	57.1	0	--
Northumberland	1,355	113.4	1,659	138.8	1,273	93.9	378	27.9

2018 Jury Utilization/Jury Costs

	Qualified and Available Jurors:				Jury Cost	
	Impaneled or Sworn (jurors/alternates)	%	Removed for Cause/Hardship	Removed for Peremptory Challenge	Annual Budget for Jury Operations	Average Cost Per Juror
<u>1st Class County</u>						
Philadelphia	10,082	14.9	11,659	7,226	\$2,922,287	\$6
<u>2nd Class County</u>						
Allegheny	2,889	13.7	4,369	1,927	\$946,460	\$12
<u>2A Class Counties</u>						
Bucks	980	9.3	779	791	\$443,557	\$13
Delaware	1,667	11.4	1,875	1,488	\$693,539	\$8
Montgomery	1,680	15.0	2,009	1,445	\$625,544	\$8
<u>3rd Class Counties</u>						
Berks	1,293	21.7	972	989	\$385,118	\$9
Chester	1,043	9.1	685	914	\$515,641	\$19
Cumberland	420	31.2	59	370	\$169,324	\$40
Dauphin	1,103	24.7	2	823	\$299,400	\$43
Erie	1,140	14.5	1,132	1,126	\$199,685	\$5
Lackawanna	571	16.5	461	422	\$136,795	\$5
Lancaster	845	20.3	362	663	\$259,343	\$13
Lehigh	356	16.4	195	301	\$226,262	\$7
Luzerne	859	10.5	452	844	\$426,089	\$21
Northampton	377	19.1	221	360	\$202,279	\$14
Westmoreland	598	13.3	817	427	\$230,458	\$12
York	1,525	31.3	139	1,389	\$218,228	\$22
<u>4th Class Counties</u>						
Beaver	394	20.1	327	305	\$164,735	\$32
Butler	226	9.7	122	194	\$57,000	\$11
Cambria	166	10.0	151	133	\$144,000	\$17
Centre	626	24.2	443	628	\$87,413	\$9
Fayette	785	20.1	84	804	\$220,075	\$18
Franklin	676	31.5	867	672	\$196,784	\$27
Monroe	764	22.4	438	694	\$283,095	\$29
Schuylkill	504	27.0	349	377	\$58,048	\$4
Washington	238	12.2	388	22	\$144,500	\$21
<u>5th Class Counties</u>						
Adams	288	46.1	72	347	\$110,287	\$57
Blair	471	26.0	0	0	\$92,310	\$12
Lawrence	100	12.7	69	108	\$129,101	\$10
Lebanon	1,198	69.2	229	726	\$102,297	\$19
Lycoming	724	18.1	1,070	731	\$139,481	\$5
Mercer	364	12.7	0	0	\$63,868	\$12
Northumberland	189	13.9	39	30	\$38,627	\$9

2018 Jury Utilization

Qualified and Available Jurors:

	Reporting for Service	%	Told Not to Report for Service	%	Sent to Courtroom for Jury Selection (Voir Dire)	%	Utilized in Incomplete Jury Selection	%
<u>6th Class Counties</u>								
Armstrong	1,296	98.6	35	2.7	1,072	82.7	0	--
Bedford	761	60.2	423	33.5	698	91.7	0	--
Bradford	774	59.1	92	7.0	756	97.7	196	25.3
Carbon	920	76.0	1,450	119.7	660	71.7	0	--
Clarion	824	119.9	13	1.9	1,165	141.4	0	--
Clearfield	1,007	93.2	0	--	890	88.4	0	--
Clinton	723	95.9	366	48.5	774	107.1	0	--
Columbia	557	78.5	154	21.7	208	37.3	14	2.5
Crawford	1,038	44.8	717	31.0	723	69.7	56	5.4
Elk	526	73.6	97	13.6	612	116.3	0	--
Greene	792	133.8	0	--	1,319	166.5	0	--
Huntingdon	803	82.6	0	--	519	64.6	0	--
Indiana	732	73.9	226	22.8	621	84.8	56	7.7
Jefferson	387	59.5	265	40.8	378	97.7	73	18.9
McKean	2,015	61.7	1,295	39.7	2,015	100.0	131	6.5
Mifflin	457	80.7	101	17.8	687	150.3	0	--
Perry	867	79.5	0	--	867	100.0	0	--
Pike	530	73.4	119	16.5	371	70.0	108	20.4
Somerset	431	133.9	1,126	349.7	430	99.8	0	--
Susquehanna	267	38.3	280	40.1	170	63.7	0	--
Tioga	455	35.5	875	68.3	455	100.0	41	9.0
Venango	1,269	80.4	74	4.7	713	56.2	141	11.1
Warren	993	81.8	0	--	993	100.0	0	--
Wayne	345	64.0	129	23.9	176	51.0	35	10.1
<u>7th Class Counties</u>								
Juniata	551	91.2	0	--	551	100.0	0	--
Snyder	490	88.6	372	67.3	522	106.5	182	37.1
Union	565	54.2	532	51.0	316	55.9	112	19.8
Wyoming	354	134.6	69	26.2	352	99.4	31	8.8
<u>8th Class Counties</u>								
Cameron	253	81.1	0	--	236	93.3	0	--
Forest	304	111.8	0	--	304	100.0	0	--
Fulton	339	93.1	0	--	778	229.5	0	--
Montour	104	15.5	504	75.1	56	53.8	0	--
Potter	247	79.9	528	170.9	270	109.3	28	11.3
Sullivan	54	337.5	45	281.3	54	100.0	0	--

2018 Jury Utilization/Jury Costs

	Qualified and Available Jurors:				Jury Cost	
	Impaneled or Sworn (jurors/alternates)	%	Removed for Cause/Hardship	Removed for Peremptory Challenge	Annual Budget for Jury Operations	Average Cost Per Juror
<u>6th Class Counties</u>						
Armstrong	280	21.6	289	306	\$44,907	\$11
Bedford	140	18.4	39	101	\$52,041	\$36
Bradford	154	19.9	86	225	\$45,194	\$19
Carbon	168	18.3	121	157	\$38,832	\$11
Clarion	181	22.0	151	178	\$46,311	\$27
Clearfield	412	40.9	72	339	\$24,921	\$10
Clinton	156	21.6	134	157	\$37,339	\$32
Columbia	44	7.9	72	64	\$36,580	\$28
Crawford	126	12.1	48	163	\$75,487	\$26
Elk	197	37.5	84	205	\$23,432	\$13
Greene	506	63.9	244	593	\$32,554	\$19
Huntingdon	209	26.0	86	224	\$14,000	\$7
Indiana	151	20.6	276	138	\$92,404	\$62
Jefferson	70	18.1	235	0	\$29,196	\$17
McKean	364	18.1	458	382	\$56,700	\$9
Mifflin	322	70.5	67	298	\$22,254	\$26
Perry	224	25.8	0	0	\$25,641	\$12
Pike	85	16.0	44	74	\$54,037	\$39
Somerset	128	29.7	77	116	\$33,759	\$19
Susquehanna	54	20.2	64	19	\$61,742	\$50
Tioga	96	21.1	152	30	\$19,200	\$6
Venango	179	14.1	41	325	\$62,633	\$35
Warren	236	23.8	95	122	\$21,352	\$7
Wayne	56	16.2	18	58	\$15,138	\$11
<u>7th Class Counties</u>						
Juniata	53	9.6	0	0	\$10,000	\$8
Snyder	88	18.0	28	88	\$36,241	\$47
Union	42	7.4	49	42	\$25,097	\$19
Wyoming	68	19.2	76	8	\$25,000	\$46
<u>8th Class Counties</u>						
Cameron	72	28.5	49	70	\$6,050	\$9
Forest	100	32.9	33	37	\$12,952	\$15
Fulton	122	36.0	198	0	\$23,490	\$36
Montour	14	13.5	1	12	\$16,297	\$12
Potter	140	56.7	87	148	\$5,378	\$7
Sullivan	14	25.9	0	0	\$1,000	\$10

JURY

Jury Yield

Deferred to a New Term	The number of prospective jurors who were summonsed for jury service, but requested and received a postponement or deferral to serve at another time.
Deferred from a Previous Term	The number of prospective jurors who were previously summoned for jury service but requested and received a postponement or deferral and are now available for jury service.
Disqualified	The number of prospective jurors who were deemed statutorily ineligible for jury service based on their response to the qualification questionnaire or to their responses to qualification questions on the jury summons. Disqualification criteria include non-citizenship, non-residency in the jurisdiction served by the court, under the age of 18, currently subject to legal disability such as felony conviction or legal incompetency, and unable to speak or understand English.
Excused	The number of prospective jurors who requested to be excused from jury service due to financial or medical hardship. Excusal differs from an exemption in that the court retains the sole discretion to excuse a juror from service whereas an exemption provides the juror with a statutory right to decline jury service if summonsed by the court.
Exempted	The number of prospective jurors who claimed an exemption from jury service. An exemption from jury service is a statutory right based on occupational or other personal status criteria established by the legislature. Typical exemption criteria include previous jury service, occupational status such as public office holders, judicial officers, licensed attorneys, health care professionals or corrections officers, sole caregivers of dependent children or adults, etc. An exemption differs from an excusal in that the exemption is a statutory right of the juror to claim whereas the court retains the sole discretion to excuse a juror from service.
Jury Yield	The Percentage of Jurors Qualified and Available for Service is calculated by dividing <i>Qualification/Summonses Mailed</i> by <i>Qualified Jurors Available for Service</i> and multiplying by 100.
Not Responded To	The number of qualification questionnaires and jury summonses for which no response was received by the court.
Qualification Questionnaires/ Summonses Mailed	The number of qualification questionnaires and jury summonses sent to prospective jurors through the U.S. Postal Service or otherwise delivered by public or private process server.
Qualified Jurors Available for Service	Jurors who have returned their summons/questionnaire and, based on their responses have not been excused/exempted from service. The number of qualified jurors is determined by: <i>Qualification Questionnaires/ Summonses Mailed</i> MINUS <i>Returned Undeliverable, Not Responded To, Disqualified, Exempted, Excused, Deferred to New Term</i> PLUS <i>Deferred from Previous Term</i> .

Returned Undeliverable The number of qualification questionnaires and jury summonses returned by the U.S. Postal Service marked “undeliverable at this address”.

Jury Utilization

Impaneled or Sworn (Jurors/Alternates) The number of qualified and available jurors sworn as a trial juror or alternate during jury selection.

Jurors Utilized in Incomplete Jury Selection The number of jurors assigned to a jury panel, but the jury was not sworn due to the cancellation of the trial. A trial may be cancelled due to a settlement, plea, or a mistrial.

Removed for Cause/Hardship The number of qualified and available jurors removed for cause or hardship during jury selection. A potential juror may be challenged by the defense and/or prosecution because they give a reason why they might be unable to reach a fair verdict.

Removed for Peremptory Challenge The number of qualified and available jurors removed by peremptory challenge during jury selection. A potential juror may be rejected by the defense and/or prosecution because they have an unfavorable bias without giving any reason.

Reporting for Service The number of qualified and available jurors who reported for jury service. If a juror reports for service on multiple days, each day that the juror reported is counted individually (e.g., a juror who reported for 3 days during a 1-week term of service would be counted as “3”).

Sent to Courtroom for Jury Selection (Voir Dire) The number of qualified and available jurors assigned to a panel for jury selection. If a juror was assigned to one panel and subsequently released and assigned to a second panel on the same day, that juror is counted each time they are assigned to a panel.

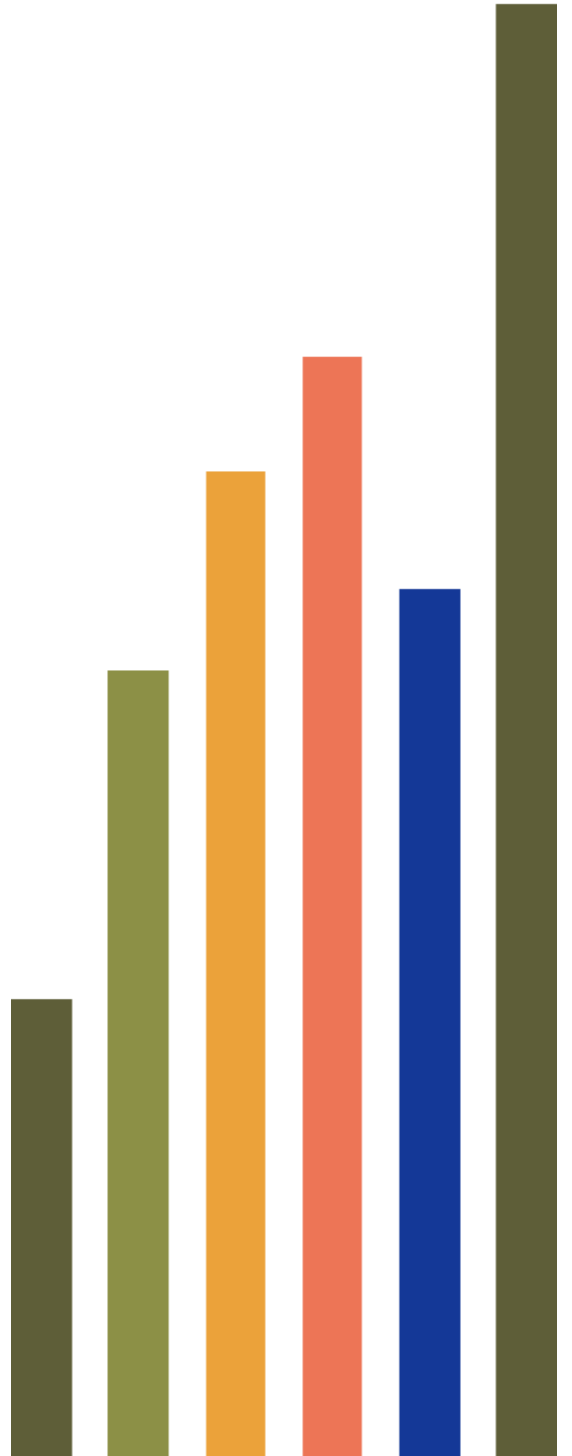
Told Not to Report for Service The number of jurors who were qualified and available to serve, but were told in advance (e.g., by telephone, by telephone call-in system, by postcard) by the court not to report.

Jury Costs

Annual Budget for Jury Operations Included are jury staff salaries and fringe benefits, jury automation costs, facilities, printing expenses, postage expenses, personal service, juror fees, mileage, and miscellaneous expenses (meals for deliberating jurors, hotel or dining costs for sequestered jurors, etc.).

Average Cost Per Juror Calculated by dividing *Annual Budget for Jury Operations* by *Qualification Questionnaires/Summonses Mailed*.

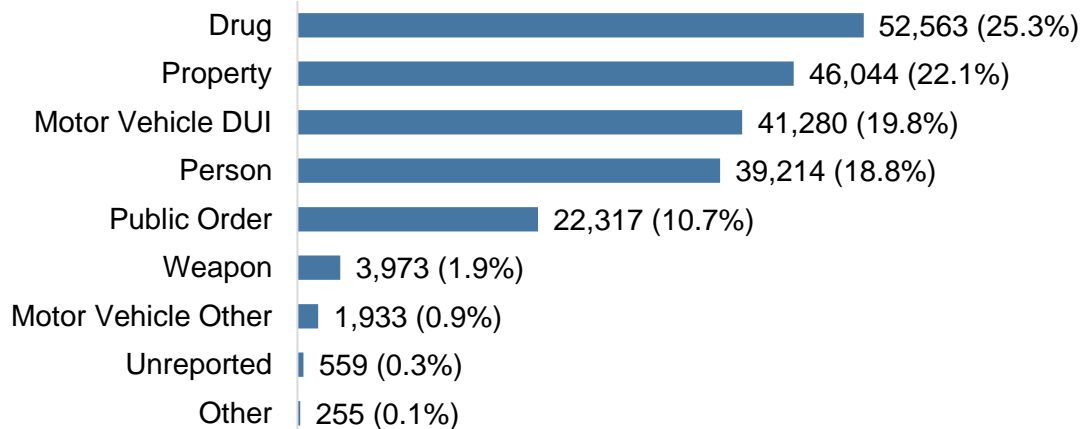
Limited Jurisdiction Courts



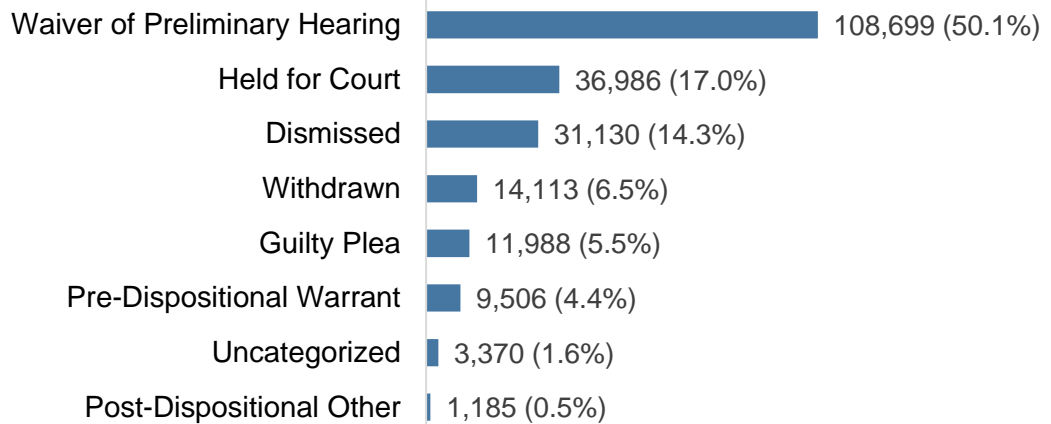
2018 Magisterial District Judge State Totals Criminal

Cases Pending 1/1/18	35,474	Age of Pending Cases		
New Cases Filed	208,138	0-60 Days	22,885	63.9%
Active Warrant Status Change	9,138	61-120 Days	6,420	17.9%
Closed Case Status Change	27	121-180 Days	1,922	5.4%
		181-240 Days	720	2.0%
Cases Available for Processing	252,777	241-300 Days	317	0.9%
		301-360 Days	166	0.5%
Cases Processed and Inactive	216,977	Over 360 Days	3,370	9.4%
Cases Pending 12/31/18	35,800	Total	35,800	

New Cases Filed By Offense Type:



Processed By:



For the most recent data, visit the AOPC website at <http://www.pacourts.us/news-and-statistics/research-and-statistics/dashboard-table-of-contents/magisterial-district-courts-statewide-dashboard>

Magisterial District Judge - 2018 Criminal Available for Processing

	Cases Pending 1/1/18	New Cases Filed	Active Warrant Status Change	Closed Case Status Change	Cases Available for Processing	Cases Processed	Cases Pending 12/31/18
<u>2nd Class County</u>							
Allegheny	7,971	29,779	1,492	0	39,242	32,221	7,021
<u>2A Class Counties</u>							
Bucks	1,439	8,519	351	1	10,310	8,661	1,649
Delaware	2,211	9,804	665	0	12,680	10,404	2,276
Montgomery	2,243	10,453	499	0	13,195	11,129	2,066
<u>3rd Class Counties</u>							
Berks	979	6,891	360	0	8,230	7,218	1,012
Chester	1,462	6,871	294	2	8,629	7,036	1,593
Cumberland	675	4,578	135	0	5,388	4,613	775
Dauphin	1,458	9,330	349	0	11,137	9,591	1,546
Erie	749	5,058	245	0	6,052	5,342	710
Lackawanna	679	4,247	399	2	5,327	4,569	758
Lancaster	865	10,438	454	4	11,761	10,755	1,006
Lehigh	1,102	6,766	280	1	8,149	7,060	1,089
Luzerne	1,185	6,527	350	2	8,064	6,852	1,212
Northampton	619	4,809	189	0	5,617	4,912	705
Westmoreland	1,088	6,050	283	1	7,422	6,349	1,073
York	1,109	8,888	347	0	10,344	8,980	1,364
<u>4th Class Counties</u>							
Beaver	741	4,113	165	0	5,019	4,182	837
Butler	460	2,782	99	0	3,341	2,907	434
Cambria	408	2,583	72	3	3,066	2,651	415
Centre	333	2,060	29	0	2,422	2,159	263
Fayette	639	3,669	126	4	4,438	3,724	714
Franklin	436	2,563	88	0	3,087	2,687	400
Monroe	715	3,845	248	1	4,809	4,029	780
Schuylkill	264	3,109	164	0	3,537	3,244	293
Washington	610	3,956	152	0	4,718	4,097	621
<u>5th Class Counties</u>							
Adams	188	1,550	32	0	1,770	1,598	172
Blair	260	2,649	77	0	2,986	2,697	289
Lawrence	172	1,592	54	0	1,818	1,634	184
Lebanon	170	2,248	64	0	2,482	2,229	253
Lycoming	293	2,110	53	0	2,456	2,240	216
Mercer	317	2,755	145	0	3,217	2,931	286
Northumberland	228	2,280	102	0	2,610	2,260	350

Magisterial District Judge - 2018 Criminal Available for Processing

	Cases Pending 1/1/18	New Cases Filed	Active Warrant Status Change	Closed Case Status Change	Cases Available for Processing	Cases Processed	Cases Pending 12/31/18
<u>6th Class Counties</u>							
Armstrong	197	1,294	47	2	1,540	1,308	232
Bedford	93	822	20	0	935	837	98
Bradford	135	1,074	46	0	1,255	1,107	148
Carbon	223	1,757	57	1	2,038	1,819	219
Clarion	84	732	16	0	832	739	93
Clearfield	162	1,328	34	0	1,524	1,396	128
Clinton	99	683	35	0	817	719	98
Columbia	142	1,468	28	0	1,638	1,453	185
Crawford	179	1,195	22	0	1,396	1,245	151
Elk	66	662	12	0	740	653	87
Greene	60	490	25	0	575	500	75
Huntingdon	66	945	23	0	1,034	943	91
Indiana	418	1,659	33	1	2,111	1,770	341
Jefferson	98	752	24	0	874	804	70
McKean	77	747	32	1	857	757	100
Mifflin	45	711	34	0	790	740	50
Perry	125	562	18	0	705	641	64
Pike	98	636	32	0	766	620	146
Somerset	184	1,256	23	0	1,463	1,291	172
Susquehanna	106	658	38	0	802	709	93
Tioga	69	571	17	0	657	573	84
Venango	91	1,046	38	0	1,175	1,061	114
Warren	96	695	16	0	807	711	96
Wayne	62	597	36	0	695	624	71
<u>7th Class Counties</u>							
Juniata	60	239	9	0	308	252	56
Snyder	97	570	13	0	680	578	102
Union	60	456	9	0	525	465	60
Wyoming	72	491	18	0	581	516	65
<u>8th Class Counties</u>							
Cameron	10	95	0	0	105	89	16
Forest	33	116	2	0	151	130	21
Fulton	40	320	4	0	364	319	45
Montour	21	276	8	1	306	274	32
Potter	33	302	4	0	339	309	30
Sullivan	5	61	3	0	69	64	5

Magisterial District Judge - 2018 New Criminal Cases by Offense Type

	Drug	%	Property	%	Motor Vehicle DUI	%	Person	%	Public Order	%
<u>2nd Class County</u>										
Allegheny	6,491	21.8	6,335	21.3	3,278	11.0	7,853	26.4	4,277	14.4
<u>2A Class Counties</u>										
Bucks	2,577	30.3	2,012	23.6	2,111	24.8	1,071	12.6	613	7.2
Delaware	2,494	25.4	2,353	24.0	1,564	16.0	2,165	22.1	877	8.9
Montgomery	2,262	21.6	3,094	29.6	2,316	22.2	1,665	15.9	835	8.0
<u>3rd Class Counties</u>										
Berks	1,898	27.5	1,630	23.7	1,169	17.0	1,404	20.4	609	8.8
Chester	1,699	24.7	1,585	23.1	1,715	25.0	1,127	16.4	586	8.5
Cumberland	938	20.5	1,213	26.5	1,096	23.9	757	16.5	459	10.0
Dauphin	2,925	31.4	1,738	18.6	1,462	15.7	1,574	16.9	1,233	13.2
Erie	915	18.1	1,275	25.2	979	19.4	930	18.4	809	16.0
Lackawanna	1,152	27.1	722	17.0	574	13.5	957	22.5	742	17.5
Lancaster	2,646	25.3	2,177	20.9	2,994	28.7	1,431	13.7	916	8.8
Lehigh	2,028	30.0	1,403	20.7	1,563	23.1	1,021	15.1	584	8.6
Luzerne	1,797	27.5	1,302	19.9	1,175	18.0	1,207	18.5	865	13.3
Northampton	1,424	29.6	963	20.0	1,067	22.2	829	17.2	393	8.2
Westmoreland	1,369	22.6	1,374	22.7	1,241	20.5	1,343	22.2	540	8.9
York	2,364	26.6	2,158	24.3	1,875	21.1	1,318	14.8	879	9.9
<u>4th Class Counties</u>										
Beaver	948	23.0	886	21.5	801	19.5	815	19.8	549	13.3
Butler	645	23.2	699	25.1	653	23.5	382	13.7	301	10.8
Cambria	436	16.9	577	22.3	555	21.5	665	25.7	270	10.5
Centre	724	35.1	393	19.1	471	22.9	261	12.7	175	8.5
Fayette	1,025	27.9	871	23.7	631	17.2	754	20.6	295	8.0
Franklin	555	21.7	596	23.3	710	27.7	438	17.1	217	8.5
Monroe	959	24.9	714	18.6	987	25.7	722	18.8	348	9.1
Schuylkill	937	30.1	755	24.3	399	12.8	629	20.2	296	9.5
Washington	728	18.4	820	20.7	993	25.1	778	19.7	466	11.8
<u>5th Class Counties</u>										
Adams	406	26.2	179	11.5	561	36.2	214	13.8	147	9.5
Blair	782	29.5	516	19.5	474	17.9	453	17.1	326	12.3
Lawrence	256	16.1	500	31.4	276	17.3	340	21.4	132	8.3
Lebanon	709	31.5	521	23.2	339	15.1	425	18.9	207	9.2
Lycoming	674	31.9	427	20.2	441	20.9	280	13.3	246	11.7
Mercer	609	22.1	631	22.9	612	22.2	506	18.4	305	11.1
Northumberland	713	31.3	468	20.5	323	14.2	432	18.9	266	11.7

Magisterial District Judge - 2018 New Criminal Cases by Offense Type

	Weapon	%	Motor Vehicle Other	%	Unreported	%	Other	%	Total
<u>2nd Class County</u>									
Allegheny	786	2.6	322	1.1	407	1.4	30	0.1	29,779
<u>2A Class Counties</u>									
Bucks	84	1.0	49	0.6	2	<0.1	0	--	8,519
Delaware	258	2.6	73	0.7	8	0.1	12	0.1	9,804
Montgomery	159	1.5	113	1.1	5	<0.1	4	<0.1	10,453
<u>3rd Class Counties</u>									
Berks	120	1.7	56	0.8	0	--	5	0.1	6,891
Chester	111	1.6	43	0.6	1	<0.1	4	0.1	6,871
Cumberland	53	1.2	49	1.1	7	0.2	6	0.1	4,578
Dauphin	251	2.7	78	0.8	56	0.6	13	0.1	9,330
Erie	90	1.8	42	0.8	10	0.2	8	0.2	5,058
Lackawanna	53	1.2	41	1.0	1	<0.1	5	0.1	4,247
Lancaster	141	1.4	118	1.1	3	<0.1	12	0.1	10,438
Lehigh	96	1.4	66	1.0	4	0.1	1	<0.1	6,766
Luzerne	106	1.6	66	1.0	7	0.1	2	<0.1	6,527
Northampton	85	1.8	42	0.9	3	0.1	3	0.1	4,809
Westmoreland	111	1.8	56	0.9	7	0.1	9	0.1	6,050
York	161	1.8	90	1.0	22	0.2	21	0.2	8,888
<u>4th Class Counties</u>									
Beaver	61	1.5	48	1.2	1	<0.1	4	0.1	4,113
Butler	61	2.2	36	1.3	2	0.1	3	0.1	2,782
Cambria	46	1.8	30	1.2	1	<0.1	3	0.1	2,583
Centre	23	1.1	12	0.6	1	<0.1	0	--	2,060
Fayette	60	1.6	28	0.8	1	<0.1	4	0.1	3,669
Franklin	29	1.1	14	0.5	0	--	4	0.2	2,563
Monroe	82	2.1	30	0.8	0	--	3	0.1	3,845
Schuylkill	68	2.2	15	0.5	4	0.1	6	0.2	3,109
Washington	105	2.7	65	1.6	0	--	1	<0.1	3,956
<u>5th Class Counties</u>									
Adams	25	1.6	17	1.1	0	--	1	0.1	1,550
Blair	53	2.0	38	1.4	0	--	7	0.3	2,649
Lawrence	73	4.6	14	0.9	0	--	1	0.1	1,592
Lebanon	35	1.6	5	0.2	1	<0.1	6	0.3	2,248
Lycoming	23	1.1	13	0.6	0	--	6	0.3	2,110
Mercer	67	2.4	23	0.8	0	--	2	0.1	2,755
Northumberland	43	1.9	24	1.1	1	<0.1	10	0.4	2,280

Magisterial District Judge - 2018 New Criminal Cases by Offense Type

	Drug	%	Property	%	Motor Vehicle DUI	%	Person	%	Public Order	%
<u>6th Class Counties</u>										
Armstrong	309	23.9	245	18.9	337	26.0	247	19.1	113	8.7
Bedford	265	32.2	135	16.4	228	27.7	118	14.4	66	8.0
Bradford	264	24.6	245	22.8	200	18.6	216	20.1	116	10.8
Carbon	517	29.4	341	19.4	364	20.7	280	15.9	196	11.2
Clarion	159	21.7	145	19.8	172	23.5	114	15.6	119	16.3
Clearfield	369	27.8	286	21.5	301	22.7	214	16.1	127	9.6
Clinton	203	29.7	142	20.8	149	21.8	108	15.8	63	9.2
Columbia	461	31.4	232	15.8	318	21.7	218	14.9	210	14.3
Crawford	255	21.3	269	22.5	298	24.9	222	18.6	118	9.9
Elk	184	27.8	146	22.1	150	22.7	109	16.5	61	9.2
Greene	62	12.7	108	22.0	113	23.1	113	23.1	69	14.1
Huntingdon	309	32.7	214	22.6	190	20.1	116	12.3	98	10.4
Indiana	500	30.1	293	17.7	382	23.0	282	17.0	156	9.4
Jefferson	194	25.8	150	19.9	125	16.6	187	24.9	73	9.7
McKean	139	18.6	152	20.3	225	30.1	150	20.1	66	8.8
Mifflin	130	18.3	174	24.5	157	22.1	150	21.1	76	10.7
Perry	118	21.0	108	19.2	158	28.1	126	22.4	38	6.8
Pike	192	30.2	137	21.5	132	20.8	100	15.7	57	9.0
Somerset	258	20.5	235	18.7	373	29.7	227	18.1	119	9.5
Susquehanna	192	29.2	117	17.8	142	21.6	113	17.2	77	11.7
Tioga	93	16.3	124	21.7	162	28.4	119	20.8	60	10.5
Venango	234	22.4	181	17.3	249	23.8	223	21.3	118	11.3
Warren	141	20.3	174	25.0	150	21.6	145	20.9	63	9.1
Wayne	181	30.3	109	18.3	134	22.4	85	14.2	64	10.7
<u>7th Class Counties</u>										
Juniata	92	38.5	33	13.8	51	21.3	45	18.8	14	5.9
Snyder	135	23.7	161	28.2	130	22.8	88	15.4	35	6.1
Union	81	17.8	153	33.6	106	23.2	64	14.0	44	9.6
Wyoming	97	19.8	121	24.6	140	28.5	74	15.1	47	9.6
<u>8th Class Counties</u>										
Cameron	36	37.9	14	14.7	18	18.9	17	17.9	4	4.2
Forest	29	25.0	10	8.6	18	15.5	20	17.2	15	12.9
Fulton	91	28.4	65	20.3	78	24.4	51	15.9	27	8.4
Montour	104	37.7	71	25.7	35	12.7	47	17.0	15	5.4
Potter	72	23.8	54	17.9	73	24.2	68	22.5	24	7.9
Sullivan	12	19.7	13	21.3	17	27.9	12	19.7	6	9.8

Magisterial District Judge - 2018 New Criminal Cases by Offense Type

	Weapon	%	Motor Vehicle Other	%	Unreported	%	Other	%	Total
<u>6th Class Counties</u>									
Armstrong	21	1.6	16	1.2	0	--	6	0.5	1,294
Bedford	5	0.6	3	0.4	0	--	2	0.2	822
Bradford	17	1.6	12	1.1	0	--	4	0.4	1,074
Carbon	50	2.8	7	0.4	0	--	2	0.1	1,757
Clarion	12	1.6	8	1.1	0	--	3	0.4	732
Clearfield	22	1.7	8	0.6	1	0.1	0	--	1,328
Clinton	11	1.6	4	0.6	0	--	3	0.4	683
Columbia	17	1.2	7	0.5	0	--	5	0.3	1,468
Crawford	23	1.9	7	0.6	0	--	3	0.3	1,195
Elk	7	1.1	3	0.5	0	--	2	0.3	662
Greene	21	4.3	3	0.6	0	--	1	0.2	490
Huntingdon	16	1.7	2	0.2	0	--	0	--	945
Indiana	27	1.6	16	1.0	0	--	3	0.2	1,659
Jefferson	10	1.3	12	1.6	0	--	1	0.1	752
McKean	5	0.7	10	1.3	0	--	0	--	747
Mifflin	15	2.1	6	0.8	0	--	3	0.4	711
Perry	5	0.9	6	1.1	0	--	3	0.5	562
Pike	11	1.7	7	1.1	0	--	0	--	636
Somerset	16	1.3	21	1.7	3	0.2	4	0.3	1,256
Susquehanna	14	2.1	2	0.3	0	--	1	0.2	658
Tioga	6	1.1	6	1.1	0	--	1	0.2	571
Venango	30	2.9	9	0.9	0	--	2	0.2	1,046
Warren	15	2.2	5	0.7	0	--	2	0.3	695
Wayne	18	3.0	5	0.8	0	--	1	0.2	597
<u>7th Class Counties</u>									
Juniata	3	1.3	0	--	0	--	1	0.4	239
Snyder	18	3.2	3	0.5	0	--	0	--	570
Union	4	0.9	2	0.4	0	--	2	0.4	456
Wyoming	8	1.6	1	0.2	0	--	3	0.6	491
<u>8th Class Counties</u>									
Cameron	5	5.3	1	1.1	0	--	0	--	95
Forest	7	6.0	17	14.7	0	--	0	--	116
Fulton	5	1.6	3	0.9	0	--	0	--	320
Montour	2	0.7	2	0.7	0	--	0	--	276
Potter	7	2.3	3	1.0	0	--	1	0.3	302
Sullivan	1	1.6	0	--	0	--	0	--	61

Magisterial District Judge - 2018 Criminal Processed and Inactive

	Waiver of Preliminary Hearing	%	Held for Court	%	Dismissed	%	Withdrawn	%	Guilty Plea	%
<u>2nd Class County</u>										
Allegheny	9,538	29.6	5,764	17.9	9,718	30.2	5,323	16.5	1	<0.1
<u>2A Class Counties</u>										
Bucks	5,078	58.6	2,334	26.9	588	6.8	262	3.0	0	--
Delaware	4,859	46.7	2,569	24.7	1,527	14.7	288	2.8	0	--
Montgomery	5,210	46.8	3,256	29.3	1,322	11.9	709	6.4	6	0.1
<u>3rd Class Counties</u>										
Berks	4,467	61.9	1,190	16.5	871	12.1	266	3.7	0	--
Chester	3,119	44.3	1,343	19.1	1,845	26.2	150	2.1	0	--
Cumberland	2,407	52.2	529	11.5	640	13.9	136	2.9	522	11.3
Dauphin	4,432	46.2	1,750	18.2	1,018	10.6	325	3.4	1,461	15.2
Erie	2,280	42.7	909	17.0	976	18.3	445	8.3	497	9.3
Lackawanna	1,891	41.4	145	3.2	888	19.4	475	10.4	722	15.8
Lancaster	4,568	42.5	837	7.8	846	7.9	495	4.6	1,866	17.4
Lehigh	3,623	51.3	979	13.9	917	13.0	135	1.9	1,029	14.6
Luzerne	2,875	42.0	1,180	17.2	1,139	16.6	294	4.3	1,037	15.1
Northampton	3,186	64.9	940	19.1	320	6.5	114	2.3	122	2.5
Westmoreland	4,612	72.6	344	5.4	523	8.2	491	7.7	0	--
York	4,216	46.9	2,740	30.5	644	7.2	190	2.1	708	7.9
<u>4th Class Counties</u>										
Beaver	1,941	46.4	356	8.5	1,364	32.6	85	2.0	221	5.3
Butler	1,620	55.7	440	15.1	435	15.0	81	2.8	214	7.4
Cambria	1,526	57.6	236	8.9	473	17.8	276	10.4	2	0.1
Centre	1,764	81.7	234	10.8	54	2.5	62	2.9	10	0.5
Fayette	2,123	57.0	570	15.3	650	17.5	89	2.4	113	3.0
Franklin	2,113	78.6	232	8.6	140	5.2	131	4.9	0	--
Monroe	2,287	56.8	338	8.4	382	9.5	329	8.2	433	10.7
Schuylkill	1,847	56.9	523	16.1	191	5.9	418	12.9	69	2.1
Washington	2,027	49.5	834	20.4	705	17.2	322	7.9	23	0.6
<u>5th Class Counties</u>										
Adams	1,226	76.7	182	11.4	79	4.9	33	2.1	47	2.9
Blair	1,859	68.9	252	9.3	129	4.8	108	4.0	180	6.7
Lawrence	759	46.5	183	11.2	64	3.9	433	26.5	89	5.4
Lebanon	1,717	77.0	332	14.9	63	2.8	42	1.9	0	--
Lycoming	1,548	69.1	339	15.1	138	6.2	68	3.0	82	3.7
Mercer	326	11.1	1,433	48.9	262	8.9	194	6.6	554	18.9
Northumberland	932	41.2	406	18.0	175	7.7	62	2.7	417	18.5

Magisterial District Judge - 2018 Criminal Processed and Inactive

	Pre-Dispositional Warrant	%	Uncategorized	%	Post- Dispositional Other	%	Cases Processed
<u>2nd Class County</u>							
Allegheny	1,543	4.8	193	0.6	141	0.4	32,221
<u>2A Class Counties</u>							
Bucks	301	3.5	53	0.6	45	0.5	8,661
Delaware	684	6.6	204	2.0	273	2.6	10,404
Montgomery	485	4.4	107	1.0	34	0.3	11,129
<u>3rd Class Counties</u>							
Berks	374	5.2	31	0.4	19	0.3	7,218
Chester	435	6.2	118	1.7	26	0.4	7,036
Cumberland	196	4.2	43	0.9	140	3.0	4,613
Dauphin	427	4.5	144	1.5	34	0.4	9,591
Erie	154	2.9	60	1.1	21	0.4	5,342
Lackawanna	405	8.9	27	0.6	16	0.4	4,569
Lancaster	507	4.7	1,606	14.9	30	0.3	10,755
Lehigh	317	4.5	29	0.4	31	0.4	7,060
Luzerne	261	3.8	38	0.6	28	0.4	6,852
Northampton	185	3.8	22	0.4	23	0.5	4,912
Westmoreland	298	4.7	31	0.5	50	0.8	6,349
York	410	4.6	44	0.5	28	0.3	8,980
<u>4th Class Counties</u>							
Beaver	199	4.8	1	<0.1	15	0.4	4,182
Butler	98	3.4	9	0.3	10	0.3	2,907
Cambria	90	3.4	28	1.1	20	0.8	2,651
Centre	33	1.5	2	0.1	0	--	2,159
Fayette	159	4.3	5	0.1	15	0.4	3,724
Franklin	65	2.4	2	0.1	4	0.1	2,687
Monroe	237	5.9	9	0.2	14	0.3	4,029
Schuylkill	161	5.0	21	0.6	14	0.4	3,244
Washington	139	3.4	22	0.5	25	0.6	4,097
<u>5th Class Counties</u>							
Adams	22	1.4	7	0.4	2	0.1	1,598
Blair	117	4.3	50	1.9	2	0.1	2,697
Lawrence	94	5.8	3	0.2	9	0.6	1,634
Lebanon	63	2.8	7	0.3	5	0.2	2,229
Lycoming	53	2.4	9	0.4	3	0.1	2,240
Mercer	134	4.6	16	0.5	12	0.4	2,931
Northumberland	93	4.1	171	7.6	4	0.2	2,260

Magisterial District Judge - 2018 Criminal Processed and Inactive

	Waiver of Preliminary Hearing	%	Held for Court	%	Dismissed	%	Withdrawn	%	Guilty Plea	%
<u>6th Class Counties</u>										
Armstrong	814	62.2	176	13.5	165	12.6	89	6.8	0	--
Bedford	659	78.7	65	7.8	22	2.6	34	4.1	23	2.7
Bradford	689	62.2	44	4.0	113	10.2	37	3.3	162	14.6
Carbon	1,264	69.5	298	16.4	109	6.0	47	2.6	27	1.5
Clarion	535	72.4	61	8.3	87	11.8	44	6.0	3	0.4
Clearfield	886	63.5	178	12.8	41	2.9	31	2.2	201	14.4
Clinton	571	79.4	38	5.3	60	8.3	19	2.6	0	--
Columbia	766	52.7	209	14.4	129	8.9	97	6.7	218	15.0
Crawford	777	62.4	303	24.3	51	4.1	53	4.3	9	0.7
Elk	487	74.6	43	6.6	57	8.7	28	4.3	0	--
Greene	163	32.6	171	34.2	125	25.0	12	2.4	0	--
Huntingdon	776	82.3	94	10.0	8	0.8	29	3.1	0	--
Indiana	957	54.1	192	10.8	372	21.0	120	6.8	95	5.4
Jefferson	514	63.9	73	9.1	65	8.1	42	5.2	31	3.9
McKean	364	48.1	190	25.1	37	4.9	73	9.6	66	8.7
Mifflin	540	73.0	68	9.2	22	3.0	41	5.5	52	7.0
Perry	410	64.0	134	20.9	43	6.7	25	3.9	0	--
Pike	370	59.7	120	19.4	30	4.8	13	2.1	52	8.4
Somerset	846	65.5	162	12.5	145	11.2	79	6.1	0	--
Susquehanna	374	52.8	39	5.5	67	9.4	36	5.1	144	20.3
Tioga	403	70.3	43	7.5	34	5.9	41	7.2	32	5.6
Venango	652	61.5	160	15.1	45	4.2	69	6.5	92	8.7
Warren	404	56.8	34	4.8	83	11.7	56	7.9	114	16.0
Wayne	357	57.2	66	10.6	17	2.7	35	5.6	113	18.1
<u>7th Class Counties</u>										
Juniata	218	86.5	19	7.5	2	0.8	5	2.0	1	0.4
Snyder	398	68.9	77	13.3	25	4.3	25	4.3	31	5.4
Union	335	72.0	59	12.7	17	3.7	20	4.3	20	4.3
Wyoming	381	73.8	49	9.5	26	5.0	28	5.4	3	0.6
<u>8th Class Counties</u>										
Cameron	49	55.1	26	29.2	5	5.6	8	9.0	0	--
Forest	80	61.5	9	6.9	5	3.8	5	3.8	8	6.2
Fulton	243	76.2	20	6.3	13	4.1	23	7.2	0	--
Montour	147	53.6	27	9.9	13	4.7	9	3.3	66	24.1
Potter	241	78.0	40	12.9	7	2.3	7	2.3	0	--
Sullivan	53	82.8	0	--	4	6.3	2	3.1	0	--

Magisterial District Judge - 2018 Criminal Processed and Inactive

	Pre-Dispositional Warrant	%	Uncategorized	%	Post- Dispositional Other	%	Cases Processed
<u>6th Class Counties</u>							
Armstrong	33	2.5	27	2.1	4	0.3	1,308
Bedford	32	3.8	2	0.2	0	--	837
Bradford	49	4.4	9	0.8	4	0.4	1,107
Carbon	52	2.9	12	0.7	10	0.5	1,819
Clarion	8	1.1	1	0.1	0	--	739
Clearfield	38	2.7	18	1.3	3	0.2	1,396
Clinton	29	4.0	1	0.1	1	0.1	719
Columbia	31	2.1	3	0.2	0	--	1,453
Crawford	25	2.0	21	1.7	6	0.5	1,245
Elk	36	5.5	1	0.2	1	0.2	653
Greene	24	4.8	2	0.4	3	0.6	500
Huntingdon	34	3.6	2	0.2	0	--	943
Indiana	29	1.6	3	0.2	2	0.1	1,770
Jefferson	9	1.1	64	8.0	6	0.7	804
McKean	17	2.2	5	0.7	5	0.7	757
Mifflin	11	1.5	3	0.4	3	0.4	740
Perry	12	1.9	17	2.7	0	--	641
Pike	28	4.5	5	0.8	2	0.3	620
Somerset	18	1.4	34	2.6	7	0.5	1,291
Susquehanna	44	6.2	4	0.6	1	0.1	709
Tioga	13	2.3	5	0.9	2	0.3	573
Venango	39	3.7	0	--	4	0.4	1,061
Warren	16	2.3	3	0.4	1	0.1	711
Wayne	35	5.6	0	--	1	0.2	624
<u>7th Class Counties</u>							
Juniata	5	2.0	2	0.8	0	--	252
Snyder	21	3.6	0	--	1	0.2	578
Union	12	2.6	1	0.2	1	0.2	465
Wyoming	25	4.8	2	0.4	2	0.4	516
<u>8th Class Counties</u>							
Cameron	1	1.1	0	--	0	--	89
Forest	2	1.5	1	0.8	20	15.4	130
Fulton	12	3.8	7	2.2	1	0.3	319
Montour	12	4.4	0	--	0	--	274
Potter	11	3.6	2	0.6	1	0.3	309
Sullivan	4	6.3	1	1.6	0	--	64

Magisterial District Judge - 2018 Age of Pending Criminal

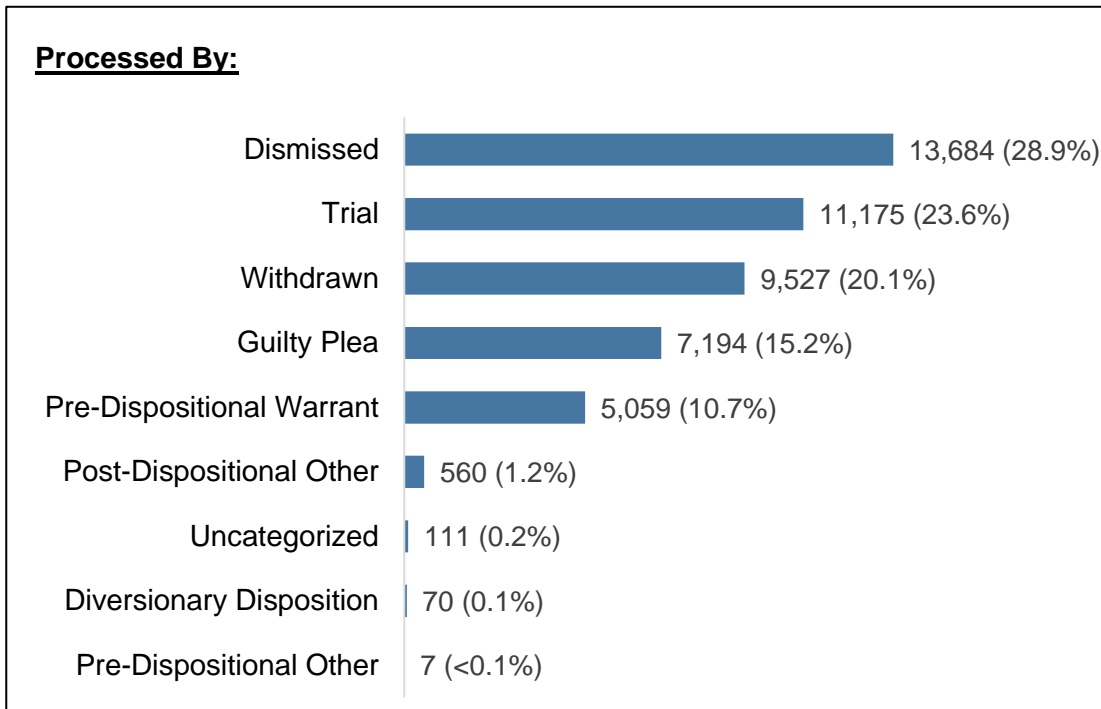
	0-60		61-120		121-180		181-240		241-300		301-360		Over 360	
	Days	%	Days	%	Days	%	Days	%	Days	%	Days	%	Days	%
<u>2nd Class County</u>														
Allegheny	3,324	47.3	1,324	18.9	513	7.3	244	3.5	103	1.5	52	0.7	1,461	20.8
<u>2A Class Counties</u>														
Bucks	1,075	65.2	381	23.1	117	7.1	40	2.4	15	0.9	9	0.5	12	0.7
Delaware	1,169	51.4	587	25.8	243	10.7	101	4.4	43	1.9	22	1.0	111	4.9
Montgomery	1,046	50.6	405	19.6	120	5.8	57	2.8	24	1.2	17	0.8	397	19.2
<u>3rd Class Counties</u>														
Berks	795	78.6	157	15.5	20	2.0	1	0.1	1	0.1	1	0.1	37	3.7
Chester	983	61.7	357	22.4	134	8.4	62	3.9	16	1.0	11	0.7	30	1.9
Cumberland	562	72.5	148	19.1	43	5.5	7	0.9	7	0.9	0	--	8	1.0
Dauphin	1,002	64.8	266	17.2	52	3.4	7	0.5	2	0.1	4	0.3	213	13.8
Erie	529	74.5	122	17.2	23	3.2	7	1.0	6	0.8	1	0.1	22	3.1
Lackawanna	427	56.3	124	16.4	48	6.3	14	1.8	5	0.7	5	0.7	135	17.8
Lancaster	808	80.3	135	13.4	22	2.2	9	0.9	4	0.4	3	0.3	25	2.5
Lehigh	767	70.4	228	20.9	61	5.6	13	1.2	6	0.6	4	0.4	10	0.9
Luzerne	787	64.9	185	15.3	33	2.7	14	1.2	12	1.0	10	0.8	171	14.1
Northampton	571	81.0	96	13.6	13	1.8	2	0.3	0	--	0	--	23	3.3
Westmoreland	722	67.3	234	21.8	45	4.2	8	0.7	10	0.9	1	0.1	53	4.9
York	1,116	81.8	162	11.9	20	1.5	7	0.5	4	0.3	0	--	55	4.0
<u>4th Class Counties</u>														
Beaver	463	55.3	181	21.6	67	8.0	16	1.9	12	1.4	8	1.0	90	10.8
Butler	307	70.7	99	22.8	19	4.4	4	0.9	0	--	0	--	5	1.2
Cambria	279	67.2	81	19.5	12	2.9	4	1.0	2	0.5	0	--	37	8.9
Centre	207	78.7	8	3.0	2	0.8	0	--	0	--	0	--	46	17.5
Fayette	423	59.2	196	27.5	63	8.8	22	3.1	8	1.1	1	0.1	1	0.1
Franklin	255	63.8	46	11.5	8	2.0	10	2.5	1	0.3	3	0.8	77	19.3
Monroe	551	70.6	148	19.0	46	5.9	14	1.8	5	0.6	2	0.3	14	1.8
Schuylkill	249	85.0	29	9.9	11	3.8	2	0.7	1	0.3	0	--	1	0.3
Washington	441	71.0	82	13.2	26	4.2	9	1.4	4	0.6	0	--	59	9.5
<u>5th Class Counties</u>														
Adams	152	88.4	14	8.1	2	1.2	1	0.6	3	1.7	0	--	0	--
Blair	219	75.8	21	7.3	9	3.1	0	--	1	0.3	4	1.4	35	12.1
Lawrence	138	75.0	26	14.1	16	8.7	2	1.1	1	0.5	0	--	1	0.5
Lebanon	212	83.8	15	5.9	2	0.8	1	0.4	0	--	0	--	23	9.1
Lycoming	175	81.0	20	9.3	5	2.3	3	1.4	0	--	1	0.5	12	5.6
Mercer	221	77.3	33	11.5	11	3.8	7	2.4	2	0.7	0	--	12	4.2
Northumberland	262	74.9	47	13.4	19	5.4	8	2.3	3	0.9	0	--	11	3.1

Magisterial District Judge - 2018 Age of Pending Criminal

	0-60		61-120		121-180		181-240		241-300		301-360		Over 360	
	Days	%	Days	%	Days	%	Days	%	Days	%	Days	%	Days	%
<u>6th Class Counties</u>														
Armstrong	142	61.2	53	22.8	6	2.6	2	0.9	0	--	0	--	29	12.5
Bedford	84	85.7	6	6.1	3	3.1	2	2.0	0	--	0	--	3	3.1
Bradford	97	65.5	27	18.2	6	4.1	4	2.7	0	--	2	1.4	12	8.1
Carbon	179	81.7	25	11.4	9	4.1	0	--	1	0.5	1	0.5	4	1.8
Clarion	86	92.5	7	7.5	0	--	0	--	0	--	0	--	0	--
Clearfield	111	86.7	9	7.0	1	0.8	0	--	0	--	0	--	7	5.5
Clinton	71	72.4	13	13.3	6	6.1	4	4.1	2	2.0	0	--	2	2.0
Columbia	174	94.1	8	4.3	2	1.1	0	--	1	0.5	0	--	0	--
Crawford	126	83.4	13	8.6	2	1.3	0	--	0	--	1	0.7	9	6.0
Elk	70	80.5	14	16.1	2	2.3	0	--	0	--	0	--	1	1.1
Greene	44	58.7	19	25.3	9	12.0	0	--	0	--	0	--	3	4.0
Huntingdon	77	84.6	8	8.8	1	1.1	0	--	1	1.1	0	--	4	4.4
Indiana	276	80.9	56	16.4	7	2.1	0	--	1	0.3	0	--	1	0.3
Jefferson	50	71.4	13	18.6	2	2.9	1	1.4	0	--	0	--	4	5.7
McKean	64	64.0	14	14.0	7	7.0	1	1.0	0	--	0	--	14	14.0
Mifflin	43	86.0	1	2.0	1	2.0	0	--	2	4.0	1	2.0	2	4.0
Perry	52	81.3	1	1.6	1	1.6	2	3.1	0	--	0	--	8	12.5
Pike	109	74.7	24	16.4	5	3.4	1	0.7	1	0.7	0	--	6	4.1
Somerset	141	82.0	28	16.3	1	0.6	1	0.6	0	--	0	--	1	0.6
Susquehanna	70	75.3	14	15.1	3	3.2	2	2.2	2	2.2	0	--	2	2.2
Tioga	59	70.2	17	20.2	2	2.4	0	--	0	--	0	--	6	7.1
Venango	108	94.7	2	1.8	0	--	0	--	0	--	0	--	4	3.5
Warren	71	74.0	13	13.5	5	5.2	0	--	0	--	0	--	7	7.3
Wayne	55	77.5	6	8.5	3	4.2	0	--	0	--	0	--	7	9.9
<u>7th Class Counties</u>														
Juniata	31	55.4	3	5.4	2	3.6	1	1.8	0	--	0	--	19	33.9
Snyder	72	70.6	14	13.7	3	2.9	1	1.0	2	2.0	0	--	10	9.8
Union	42	70.0	12	20.0	1	1.7	0	--	0	--	0	--	5	8.3
Wyoming	42	64.6	18	27.7	3	4.6	0	--	1	1.5	1	1.5	0	--
<u>8th Class Counties</u>														
Cameron	12	75.0	2	12.5	0	--	0	--	0	--	0	--	2	12.5
Forest	11	52.4	4	19.0	1	4.8	1	4.8	0	--	0	--	4	19.0
Fulton	31	68.9	10	22.2	0	--	0	--	1	2.2	1	2.2	2	4.4
Montour	21	65.6	5	15.6	1	3.1	1	3.1	1	3.1	0	--	3	9.4
Potter	23	76.7	4	13.3	1	3.3	0	--	0	--	0	--	2	6.7
Sullivan	4	80.0	0	--	1	20.0	0	--	0	--	0	--	0	--

2018 Magisterial District Judge State Totals Private Summary Complaints

Cases Pending 1/1/18	13,216	Age of Pending Cases		
New Cases Filed	38,379	0-60 Days	4,327	34.5%
Active Warrant Status Change	8,347	61-120 Days	1,677	13.4%
Closed Case Status Change	0	121-180 Days	720	5.7%
		181-240 Days	643	5.1%
Cases Available for Processing	59,942	241-300 Days	651	5.2%
		301-360 Days	384	3.1%
Cases Processed and Inactive	47,387	Over 360 Days	4,153	33.1%
Cases Pending 12/31/18	12,555	Total	12,555	



* Trial Guilty 8,940 (80.0%)
 Trial Not Guilty 2,235 (20.0%)

For the most recent data, visit the AOPC website at <http://www.pacourts.us/news-and-statistics/research-and-statistics/dashboard-table-of-contents/magisterial-district-courts-statewide-dashboard>

Magisterial District Judge - 2018 Private Summary Complaints Available for Processing

	Cases Pending 1/1/18	New Cases Filed	Active Warrant Status Change	Closed Case Status Change	Cases Available for Processing	Cases Processed	Cases Pending 12/31/18
<u>2nd Class County</u>							
Allegheny	4,657	14,346	576	0	19,579	14,884	4,695
<u>2A Class Counties</u>							
Bucks	0	0	1	0	1	1	0
Delaware	185	932	58	0	1,175	884	291
Montgomery	120	424	22	0	566	464	102
<u>3rd Class Counties</u>							
Berks	108	569	219	0	896	802	94
Chester	102	231	15	0	348	328	20
Cumberland	126	503	173	0	802	694	108
Dauphin	267	649	2,990	0	3,906	3,713	193
Erie	584	989	1,085	0	2,658	2,335	323
Lackawanna	275	1,011	208	0	1,494	1,112	382
Lancaster	61	729	250	0	1,040	974	66
Lehigh	45	167	156	0	368	349	19
Luzerne	1,352	1,105	71	0	2,528	1,135	1,393
Northampton	51	371	37	0	459	401	58
Westmoreland	821	2,303	206	0	3,330	2,444	886
York	579	1,777	618	0	2,974	2,609	365
<u>4th Class Counties</u>							
Beaver	241	549	25	0	815	578	237
Butler	156	193	261	0	610	545	65
Cambria	63	466	230	0	759	605	154
Centre	66	181	2	0	249	186	63
Fayette	350	1,890	54	0	2,294	1,779	515
Franklin	772	324	89	0	1,185	905	280
Monroe	73	275	136	0	484	400	84
Schuylkill	3	4	2	0	9	7	2
Washington	35	190	54	0	279	214	65
<u>5th Class Counties</u>							
Adams	215	1,659	24	0	1,898	1,608	290
Blair	146	292	52	0	490	408	82
Lawrence	24	112	5	0	141	113	28
Lebanon	4	103	5	0	112	103	9
Lycoming	80	285	27	0	392	320	72
Mercer	209	908	40	0	1,157	962	195
Northumberland	486	510	119	0	1,115	638	477

Magisterial District Judge - 2018 Private Summary Complaints Available for Processing

	Cases Pending 1/1/18	New Cases Filed	Active Warrant Status Change	Closed Case Status Change	Cases Available for Processing	Cases Processed	Cases Pending 12/31/18
<u>6th Class Counties</u>							
Armstrong	38	108	59	0	205	194	11
Bedford	24	88	2	0	114	80	34
Bradford	50	241	11	0	302	270	32
Carbon	16	107	1	0	124	99	25
Clarion	18	193	7	0	218	194	24
Clearfield	62	137	10	0	209	126	83
Clinton	4	34	3	0	41	41	0
Columbia	14	148	54	0	216	208	8
Crawford	52	104	12	0	168	111	57
Elk	5	106	9	0	120	110	10
Greene	216	1,108	78	0	1,402	1,185	217
Huntingdon	4	65	1	0	70	66	4
Indiana	24	172	17	0	213	163	50
Jefferson	12	167	6	0	185	176	9
McKean	37	212	124	0	373	328	45
Mifflin	14	121	37	0	172	166	6
Perry	122	104	32	0	258	159	99
Pike	25	64	0	0	89	74	15
Somerset	7	96	0	0	103	96	7
Susquehanna	4	19	5	0	28	23	5
Tioga	4	86	0	0	90	72	18
Venango	28	221	8	0	257	217	40
Warren	20	81	0	0	101	84	17
Wayne	26	96	31	0	153	122	31
<u>7th Class Counties</u>							
Juniata	16	54	2	0	72	55	17
Snyder	24	251	14	0	289	270	19
Union	6	30	2	0	38	35	3
Wyoming	14	49	0	0	63	57	6
<u>8th Class Counties</u>							
Cameron	0	6	0	0	6	6	0
Forest	7	11	0	0	18	6	12
Fulton	9	13	1	0	23	16	7
Montour	57	20	11	0	88	57	31
Potter	1	20	0	0	21	21	0
Sullivan	0	0	0	0	0	0	0

Magisterial District Judge - 2018 Private Summary Complaints Processed and Inactive

	Dismissed	%	Withdrawn	%	Guilty Plea	%	Trial Guilty	%	Pre-Dispositional Warrant	%	Trial Not Guilty	%
<u>2nd Class County</u>												
Allegheny	4,999	33.6	3,396	22.8	378	2.5	2,517	16.9	2,517	16.9	730	4.9
<u>2A Class Counties</u>												
Bucks	1	100.0	0	--	0	--	0	--	0	--	0	--
Delaware	459	51.9	91	10.3	5	0.6	231	26.1	51	5.8	36	4.1
Montgomery	173	37.3	51	11.0	25	5.4	185	39.9	17	3.7	7	1.5
<u>3rd Class Counties</u>												
Berks	205	25.6	49	6.1	156	19.5	104	13.0	161	20.1	125	15.6
Chester	162	49.4	89	27.1	11	3.4	59	18.0	4	1.2	3	0.9
Cumberland	216	31.1	24	3.5	142	20.5	225	32.4	61	8.8	19	2.7
Dauphin	239	6.4	2,913	78.5	106	2.9	300	8.1	81	2.2	34	0.9
Erie	1,297	55.5	167	7.2	281	12.0	323	13.8	170	7.3	72	3.1
Lackawanna	190	17.1	216	19.4	341	30.7	112	10.1	179	16.1	55	4.9
Lancaster	326	33.5	57	5.9	413	42.4	124	12.7	29	3.0	18	1.8
Lehigh	172	49.3	16	4.6	68	19.5	28	8.0	24	6.9	41	11.7
Luzerne	276	24.3	94	8.3	187	16.5	275	24.2	78	6.9	161	14.2
Northampton	84	20.9	57	14.2	59	14.7	119	29.7	31	7.7	49	12.2
Westmoreland	852	34.9	322	13.2	334	13.7	396	16.2	322	13.2	191	7.8
York	248	9.5	211	8.1	753	28.9	966	37.0	241	9.2	162	6.2
<u>4th Class Counties</u>												
Beaver	250	43.3	23	4.0	79	13.7	203	35.1	14	2.4	6	1.0
Butler	293	53.8	81	14.9	54	9.9	88	16.1	10	1.8	13	2.4
Cambria	299	49.4	58	9.6	119	19.7	102	16.9	13	2.1	9	1.5
Centre	89	47.8	19	10.2	40	21.5	28	15.1	0	--	10	5.4
Fayette	412	23.2	330	18.5	401	22.5	318	17.9	241	13.5	60	3.4
Franklin	516	57.0	46	5.1	173	19.1	84	9.3	51	5.6	27	3.0
Monroe	53	13.3	167	41.8	28	7.0	102	25.5	47	11.8	3	0.8
Schuylkill	0	--	0	--	2	28.6	0	--	3	42.9	1	14.3
Washington	30	14.0	84	39.3	33	15.4	19	8.9	29	13.6	12	5.6
<u>5th Class Counties</u>												
Adams	308	19.2	156	9.7	852	53.0	178	11.1	96	6.0	9	0.6
Blair	197	48.3	20	4.9	44	10.8	48	11.8	93	22.8	3	0.7
Lawrence	6	5.3	8	7.1	43	38.1	32	28.3	1	0.9	21	18.6
Lebanon	5	4.9	6	5.8	40	38.8	47	45.6	0	--	5	4.9
Lycoming	68	21.3	67	20.9	88	27.5	54	16.9	22	6.9	16	5.0
Mercer	120	12.5	291	30.2	175	18.2	205	21.3	78	8.1	84	8.7
Northumberland	98	15.4	76	11.9	236	37.0	123	19.3	78	12.2	24	3.8

Magisterial District Judge - 2018 Private Summary Complaints Processed and Inactive

	Post-Dispositional Other	% Uncategorized		Diversions Disposition	%	Pre-Dispositional Other	%	Cases Processed	
<u>2nd Class County</u>									
Allegheny	318	2.1	22	0.1	6	<0.1	1	<0.1	14,884
<u>2A Class Counties</u>									
Bucks	0	--	0	--	0	--	0	--	1
Delaware	1	0.1	10	1.1	0	--	0	--	884
Montgomery	6	1.3	0	--	0	--	0	--	464
<u>3rd Class Counties</u>									
Berks	0	--	0	--	2	0.2	0	--	802
Chester	0	--	0	--	0	--	0	--	328
Cumberland	2	0.3	5	0.7	0	--	0	--	694
Dauphin	36	1.0	4	0.1	0	--	0	--	3,713
Erie	10	0.4	4	0.2	11	0.5	0	--	2,335
Lackawanna	15	1.3	3	0.3	0	--	1	0.1	1,112
Lancaster	6	0.6	1	0.1	0	--	0	--	974
Lehigh	0	--	0	--	0	--	0	--	349
Luzerne	54	4.8	9	0.8	0	--	1	0.1	1,135
Northampton	0	--	1	0.2	1	0.2	0	--	401
Westmoreland	15	0.6	5	0.2	7	0.3	0	--	2,444
York	21	0.8	6	0.2	1	<0.1	0	--	2,609
<u>4th Class Counties</u>									
Beaver	0	--	3	0.5	0	--	0	--	578
Butler	5	0.9	1	0.2	0	--	0	--	545
Cambria	2	0.3	3	0.5	0	--	0	--	605
Centre	0	--	0	--	0	--	0	--	186
Fayette	12	0.7	5	0.3	0	--	0	--	1,779
Franklin	0	--	3	0.3	5	0.6	0	--	905
Monroe	0	--	0	--	0	--	0	--	400
Schuylkill	0	--	0	--	0	--	1	14.3	7
Washington	4	1.9	3	1.4	0	--	0	--	214
<u>5th Class Counties</u>									
Adams	7	0.4	1	0.1	1	0.1	0	--	1,608
Blair	2	0.5	1	0.2	0	--	0	--	408
Lawrence	0	--	2	1.8	0	--	0	--	113
Lebanon	0	--	0	--	0	--	0	--	103
Lycoming	2	0.6	3	0.9	0	--	0	--	320
Mercer	5	0.5	1	0.1	0	--	3	0.3	962
Northumberland	2	0.3	1	0.2	0	--	0	--	638

Magisterial District Judge - 2018 Private Summary Complaints Processed and Inactive

	Dismissed	%	Withdrawn	%	Guilty Plea	%	Trial Guilty	%	Pre-Dispositional Warrant	%	Trial Not Guilty	%
<u>6th Class Counties</u>												
Armstrong	63	32.5	11	5.7	43	22.2	41	21.1	19	9.8	16	8.2
Bedford	9	11.3	4	5.0	34	42.5	17	21.3	4	5.0	12	15.0
Bradford	81	30.0	8	3.0	116	43.0	46	17.0	8	3.0	3	1.1
Carbon	24	24.2	7	7.1	10	10.1	39	39.4	1	1.0	18	18.2
Clarion	17	8.8	13	6.7	112	57.7	32	16.5	12	6.2	8	4.1
Clearfield	34	27.0	18	14.3	48	38.1	11	8.7	12	9.5	1	0.8
Clinton	2	4.9	12	29.3	17	41.5	7	17.1	0	--	2	4.9
Columbia	17	8.2	12	5.8	78	37.5	29	13.9	45	21.6	27	13.0
Crawford	11	9.9	8	7.2	62	55.9	18	16.2	5	4.5	0	--
Elk	2	1.8	8	7.3	65	59.1	15	13.6	12	10.9	2	1.8
Greene	301	25.4	22	1.9	97	8.2	631	53.2	79	6.7	43	3.6
Huntingdon	8	12.1	1	1.5	41	62.1	13	19.7	1	1.5	0	--
Indiana	26	16.0	9	5.5	85	52.1	20	12.3	9	5.5	12	7.4
Jefferson	13	7.4	10	5.7	130	73.9	9	5.1	11	6.3	3	1.7
McKean	154	47.0	17	5.2	55	16.8	71	21.6	4	1.2	23	7.0
Mifflin	24	14.5	31	18.7	85	51.2	7	4.2	16	9.6	2	1.2
Perry	25	15.7	5	3.1	89	56.0	7	4.4	26	16.4	0	--
Pike	43	58.1	14	18.9	3	4.1	11	14.9	2	2.7	1	1.4
Somerset	13	13.5	9	9.4	31	32.3	21	21.9	0	--	19	19.8
Susquehanna	8	34.8	4	17.4	9	39.1	0	--	0	--	2	8.7
Tioga	17	23.6	3	4.2	27	37.5	11	15.3	1	1.4	13	18.1
Venango	68	31.3	5	2.3	43	19.8	77	35.5	20	9.2	2	0.9
Warren	11	13.1	15	17.9	18	21.4	16	19.0	2	2.4	5	6.0
Wayne	43	35.2	30	24.6	25	20.5	11	9.0	7	5.7	1	0.8
<u>7th Class Counties</u>												
Juniata	1	1.8	3	5.5	47	85.5	1	1.8	3	5.5	0	--
Snyder	5	1.9	24	8.9	70	25.9	154	57.0	5	1.9	12	4.4
Union	5	14.3	3	8.6	17	48.6	6	17.1	3	8.6	1	2.9
Wyoming	5	8.8	3	5.3	35	61.4	9	15.8	4	7.0	0	--
<u>8th Class Counties</u>												
Cameron	0	--	0	--	6	100.0	0	--	0	--	0	--
Forest	3	50.0	0	--	0	--	0	--	0	--	0	--
Fulton	1	6.3	0	--	8	50.0	7	43.8	0	--	0	--
Montour	1	1.8	30	52.6	15	26.3	3	5.3	6	10.5	1	1.8
Potter	6	28.6	3	14.3	7	33.3	5	23.8	0	--	0	--
Sullivan	0	--	0	--	0	--	0	--	0	--	0	--

Magisterial District Judge - 2018 Private Summary Complaints Processed and Inactive

	Post-Dispositional Other	% Uncategorized		Diversions Disposition	%	Pre-Dispositional Other	%	Cases Processed
<u>6th Class Counties</u>								
Armstrong	0	--	1	0.5	0	--	0	194
Bedford	0	--	0	--	0	--	0	80
Bradford	0	--	0	--	8	3.0	0	270
Carbon	0	--	0	--	0	--	0	99
Clarion	0	--	0	--	0	--	0	194
Clearfield	2	1.6	0	--	0	--	0	126
Clinton	1	2.4	0	--	0	--	0	41
Columbia	0	--	0	--	0	--	0	208
Crawford	5	4.5	2	1.8	0	--	0	111
Elk	5	4.5	0	--	1	0.9	0	110
Greene	3	0.3	4	0.3	5	0.4	0	1,185
Huntingdon	0	--	2	3.0	0	--	0	66
Indiana	0	--	0	--	2	1.2	0	163
Jefferson	0	--	0	--	0	--	0	176
McKean	4	1.2	0	--	0	--	0	328
Mifflin	1	0.6	0	--	0	--	0	166
Perry	6	3.8	1	0.6	0	--	0	159
Pike	0	--	0	--	0	--	0	74
Somerset	1	1.0	2	2.1	0	--	0	96
Susquehanna	0	--	0	--	0	--	0	23
Tioga	0	--	0	--	0	--	0	72
Venango	1	0.5	1	0.5	0	--	0	217
Warren	0	--	0	--	17	20.2	0	84
Wayne	5	4.1	0	--	0	--	0	122
<u>7th Class Counties</u>								
Juniata	0	--	0	--	0	--	0	55
Snyder	0	--	0	--	0	--	0	270
Union	0	--	0	--	0	--	0	35
Wyoming	1	1.8	0	--	0	--	0	57
<u>8th Class Counties</u>								
Cameron	0	--	0	--	0	--	0	6
Forest	0	--	0	--	3	50.0	0	6
Fulton	0	--	0	--	0	--	0	16
Montour	0	--	1	1.8	0	--	0	57
Potter	0	--	0	--	0	--	0	21
Sullivan	0	--	0	--	0	--	0	0

Magisterial District Judge - 2018 Age of Pending Private Summary Complaints

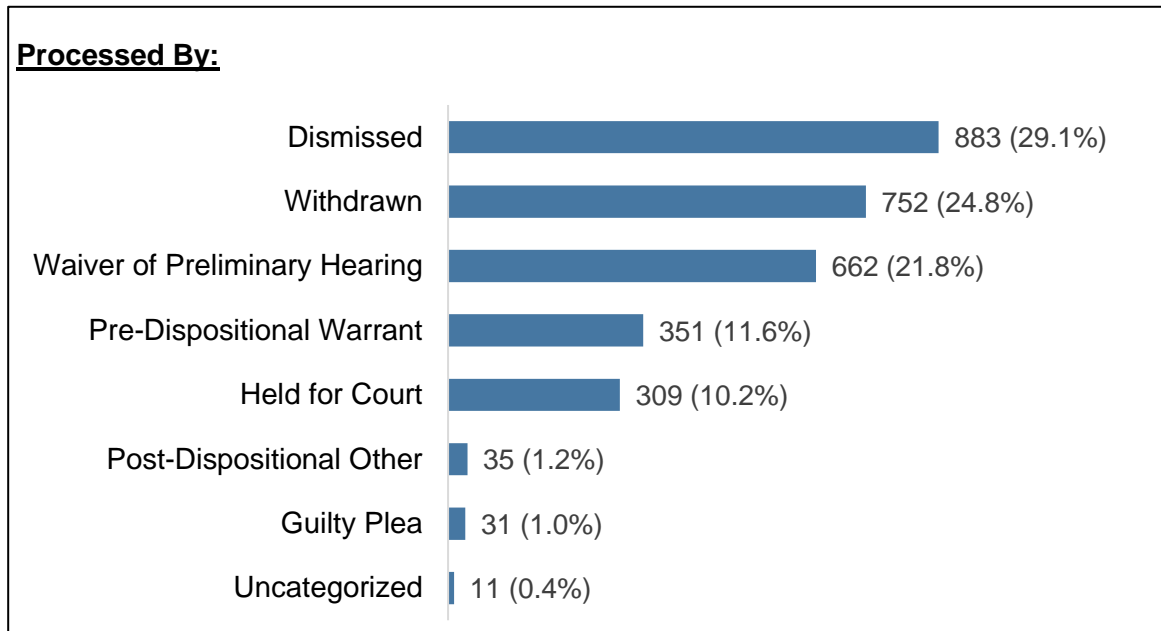
	0-60 Days	%	61-120 Days	%	121-180 Days	%	181-240 Days	%	241-300 Days	%	301-360 Days	%	Over 360 Days	%
<u>2nd Class County</u>														
Allegheny	1,807	38.5	745	15.9	470	10.0	262	5.6	197	4.2	172	3.7	1,042	22.2
<u>2A Class Counties</u>														
Bucks	0		0		0		0		0		0		0	
Delaware	194	66.7	37	12.7	6	2.1	10	3.4	11	3.8	1	0.3	32	11.0
Montgomery	62	60.8	12	11.8	1	1.0	8	7.8	1	1.0	1	1.0	17	16.7
<u>3rd Class Counties</u>														
Berks	64	68.1	15	16.0	3	3.2	2	2.1	1	1.1	1	1.1	8	8.5
Chester	0	--	5	25.0	1	5.0	7	35.0	3	15.0	4	20.0	0	--
Cumberland	76	70.4	16	14.8	2	1.9	2	1.9	2	1.9	1	0.9	9	8.3
Dauphin	43	22.3	10	5.2	2	1.0	6	3.1	36	18.7	20	10.4	76	39.4
Erie	60	18.6	37	11.5	6	1.9	6	1.9	5	1.5	3	0.9	206	63.8
Lackawanna	53	13.9	33	8.6	8	2.1	4	1.0	119	31.2	36	9.4	129	33.8
Lancaster	38	57.6	3	4.5	4	6.1	4	6.1	5	7.6	0	--	12	18.2
Lehigh	9	47.4	4	21.1	1	5.3	1	5.3	0	--	0	--	4	21.1
Luzerne	136	9.8	27	1.9	14	1.0	8	0.6	22	1.6	14	1.0	1,172	84.1
Northampton	24	41.4	6	10.3	0	--	4	6.9	3	5.2	11	19.0	10	17.2
Westmoreland	272	30.7	141	15.9	51	5.8	54	6.1	72	8.1	24	2.7	272	30.7
York	108	29.6	142	38.9	19	5.2	3	0.8	10	2.7	3	0.8	80	21.9
<u>4th Class Counties</u>														
Beaver	70	29.5	27	11.4	7	3.0	6	2.5	11	4.6	10	4.2	106	44.7
Butler	37	56.9	16	24.6	1	1.5	0	--	1	1.5	0	--	10	15.4
Cambria	121	78.6	21	13.6	1	0.6	0	--	0	--	0	--	11	7.1
Centre	20	31.7	15	23.8	2	3.2	10	15.9	4	6.3	7	11.1	5	7.9
Fayette	262	50.9	104	20.2	40	7.8	50	9.7	18	3.5	0	--	41	8.0
Franklin	42	15.0	21	7.5	5	1.8	4	1.4	17	6.1	12	4.3	179	63.9
Monroe	13	15.5	6	7.1	10	11.9	3	3.6	4	4.8	1	1.2	47	56.0
Schuylkill	1	50.0	0	--	0	--	0	--	1	50.0	0	--	0	--
Washington	44	67.7	3	4.6	1	1.5	0	--	1	1.5	0	--	16	24.6
<u>5th Class Counties</u>														
Adams	173	59.7	66	22.8	24	8.3	16	5.5	6	2.1	1	0.3	4	1.4
Blair	27	32.9	18	22.0	10	12.2	3	3.7	4	4.9	0	--	20	24.4
Lawrence	13	46.4	5	17.9	0	--	1	3.6	1	3.6	4	14.3	4	14.3
Lebanon	9	100.0	0	--	0	--	0	--	0	--	0	--	0	--
Lycoming	35	48.6	13	18.1	5	6.9	7	9.7	6	8.3	1	1.4	5	6.9
Mercer	135	69.2	32	16.4	14	7.2	2	1.0	6	3.1	2	1.0	4	2.1
Northumberland	34	7.1	11	2.3	1	0.2	37	7.8	25	5.2	10	2.1	359	75.3

Magisterial District Judge - 2018 Age of Pending Private Summary Complaints

	0-60 Days	%	61-120 Days	%	121-180 Days	%	181-240 Days	%	241-300 Days	%	301-360 Days	%	Over 360 Days	%
<u>6th Class Counties</u>														
Armstrong	8	72.7	3	27.3	0	--	0	--	0	--	0	--	0	--
Bedford	11	32.4	0	--	0	--	0	--	0	--	0	--	23	67.6
Bradford	19	59.4	5	15.6	0	--	1	3.1	2	6.3	0	--	5	15.6
Carbon	23	92.0	2	8.0	0	--	0	--	0	--	0	--	0	--
Clarion	21	87.5	2	8.3	0	--	1	4.2	0	--	0	--	0	--
Clearfield	21	25.3	7	8.4	0	--	1	1.2	28	33.7	4	4.8	22	26.5
Clinton	0		0		0		0		0		0		0	
Columbia	5	62.5	1	12.5	0	--	1	12.5	0	--	0	--	1	12.5
Crawford	9	15.8	1	1.8	0	--	1	1.8	0	--	0	--	46	80.7
Elk	7	70.0	2	20.0	0	--	1	10.0	0	--	0	--	0	--
Greene	53	24.4	16	7.4	2	0.9	100	46.1	15	6.9	26	12.0	5	2.3
Huntingdon	3	75.0	1	25.0	0	--	0	--	0	--	0	--	0	--
Indiana	23	46.0	14	28.0	3	6.0	1	2.0	2	4.0	2	4.0	5	10.0
Jefferson	7	77.8	1	11.1	0	--	0	--	1	11.1	0	--	0	--
McKean	23	51.1	10	22.2	1	2.2	0	--	1	2.2	1	2.2	9	20.0
Mifflin	4	66.7	1	16.7	0	--	0	--	0	--	1	16.7	0	--
Perry	9	9.1	0	--	1	1.0	0	--	1	1.0	1	1.0	87	87.9
Pike	9	60.0	1	6.7	0	--	2	13.3	0	--	3	20.0	0	--
Somerset	5	71.4	1	14.3	0	--	0	--	0	--	0	--	1	14.3
Susquehanna	2	40.0	1	20.0	0	--	0	--	0	--	0	--	2	40.0
Tioga	13	72.2	0	--	0	--	1	5.6	0	--	3	16.7	1	5.6
Venango	25	62.5	6	15.0	1	2.5	4	10.0	3	7.5	1	2.5	0	--
Warren	8	47.1	3	17.6	0	--	0	--	0	--	1	5.9	5	29.4
Wayne	11	35.5	2	6.5	1	3.2	1	3.2	0	--	0	--	16	51.6
<u>7th Class Counties</u>														
Juniata	6	35.3	0	--	0	--	1	5.9	0	--	0	--	10	58.8
Snyder	14	73.7	0	--	0	--	5	26.3	0	--	0	--	0	--
Union	0	--	0	--	0	--	1	33.3	1	33.3	0	--	1	33.3
Wyoming	3	50.0	2	33.3	1	16.7	0	--	0	--	0	--	0	--
<u>8th Class Counties</u>														
Cameron	0		0		0		0		0		0		0	
Forest	0	--	1	8.3	1	8.3	1	8.3	1	8.3	1	8.3	7	58.3
Fulton	0	--	0	--	0	--	0	--	3	42.9	0	--	4	57.1
Montour	3	9.7	3	9.7	0	--	0	--	1	3.2	1	3.2	23	74.2
Potter	0		0		0		0		0		0		0	
Sullivan	0		0		0		0		0		0		0	

2018 Magisterial District Judge State Totals Private Criminal Complaints

Cases Pending 1/1/18	1,301	Age of Pending Cases		
New Cases Filed	2,398	0-60 Days	308	25.9%
Active Warrant Status Change	521	61-120 Days	160	13.5%
Closed Case Status Change	2	121-180 Days	44	3.7%
		181-240 Days	15	1.3%
Cases Available for Processing	4,222	241-300 Days	14	1.2%
		301-360 Days	6	0.5%
Cases Processed and Inactive	3,034	Over 360 Days	641	54.0%
Cases Pending 12/31/18	1,188	Total	1,188	



For the most recent data, visit the AOPC website at <http://www.pacourts.us/news-and-statistics/research-and-statistics/dashboard-table-of-contents/magisterial-district-courts-statewide-dashboard>

Magisterial District Judge - 2018 Private Criminal Complaints Available for Processing

	Cases Pending 1/1/18	New Cases Filed	Active Warrant Status Change	Closed Case Status Change	Cases Available for Processing	Cases Processed	Cases Pending 12/31/18
<u>2nd Class County</u>							
Allegheny	392	600	137	0	1,129	733	396
<u>2A Class Counties</u>							
Bucks	0	3	1	0	4	1	3
Delaware	37	32	14	0	83	56	27
Montgomery	29	9	3	0	41	25	16
<u>3rd Class Counties</u>							
Berks	3	2	3	0	8	8	0
Chester	21	14	4	0	39	27	12
Cumberland	14	19	0	0	33	22	11
Dauphin	25	83	17	0	125	98	27
Erie	67	104	48	0	219	187	32
Lackawanna	161	88	50	0	299	136	163
Lancaster	19	100	23	0	142	117	25
Lehigh	10	9	31	0	50	41	9
Luzerne	87	172	15	0	274	157	117
Northampton	14	55	19	0	88	79	9
Westmoreland	137	557	60	0	754	643	111
York	1	4	3	0	8	8	0
<u>4th Class Counties</u>							
Beaver	23	3	2	0	28	15	13
Butler	6	25	12	0	43	38	5
Cambria	29	49	1	2	81	67	14
Centre	1	0	1	0	2	1	1
Fayette	6	36	0	0	42	29	13
Franklin	17	36	2	0	55	38	17
Monroe	5	1	2	0	8	4	4
Schuylkill	0	0	1	0	1	1	0
Washington	24	40	0	0	64	43	21
<u>5th Class Counties</u>							
Adams	1	20	2	0	23	18	5
Blair	54	61	31	0	146	111	35
Lawrence	2	1	0	0	3	3	0
Lebanon	0	2	1	0	3	3	0
Lycoming	5	2	0	0	7	2	5
Mercer	0	9	4	0	13	11	2
Northumberland	3	2	0	0	5	5	0

Magisterial District Judge - 2018 Private Criminal Complaints Available for Processing

	Cases Pending 1/1/18	New Cases Filed	Active Warrant Status Change	Closed Case Status Change	Cases Available for Processing	Cases Processed	Cases Pending 12/31/18
<u>6th Class Counties</u>							
Armstrong	1	1	2	0	4	2	2
Bedford	0	10	2	0	12	11	1
Bradford	11	7	1	0	19	10	9
Carbon	0	0	0	0	0	0	0
Clarion	3	26	0	0	29	22	7
Clearfield	8	21	2	0	31	22	9
Clinton	0	1	0	0	1	1	0
Columbia	4	15	1	0	20	17	3
Crawford	5	12	0	0	17	16	1
Elk	4	1	0	0	5	5	0
Greene	10	10	2	0	22	21	1
Huntingdon	2	10	0	0	12	10	2
Indiana	3	4	0	0	7	5	2
Jefferson	16	47	0	0	63	48	15
McKean	7	19	9	0	35	26	9
Mifflin	3	15	13	0	31	26	5
Perry	2	0	0	0	2	1	1
Pike	0	0	0	0	0	0	0
Somerset	3	26	1	0	30	27	3
Susquehanna	0	0	0	0	0	0	0
Tioga	3	0	0	0	3	0	3
Venango	0	0	0	0	0	0	0
Warren	2	3	0	0	5	3	2
Wayne	14	13	1	0	28	13	15
<u>7th Class Counties</u>							
Juniata	2	9	0	0	11	10	1
Snyder	0	0	0	0	0	0	0
Union	1	0	0	0	1	1	0
Wyoming	0	2	0	0	2	0	2
<u>8th Class Counties</u>							
Cameron	0	1	0	0	1	1	0
Forest	0	0	0	0	0	0	0
Fulton	0	0	0	0	0	0	0
Montour	4	7	0	0	11	9	2
Potter	0	0	0	0	0	0	0
Sullivan	0	0	0	0	0	0	0

Magisterial District Judge - 2018 Private Criminal Complaints Processed and Inactive

	Dismissed	%	Waiver of Preliminary Hearing	%	Withdrawn	%	Held for Court	%	Pre-Dispositional Warrant	%
<u>2nd Class County</u>										
Allegheny	263	35.9	62	8.5	250	34.1	94	12.8	59	8.0
<u>2A Class Counties</u>										
Bucks	0	--	1	100.0	0	--	0	--	0	--
Delaware	20	35.7	1	1.8	15	26.8	10	17.9	9	16.1
Montgomery	13	52.0	7	28.0	1	4.0	2	8.0	2	8.0
<u>3rd Class Counties</u>										
Berks	2	25.0	3	37.5	2	25.0	1	12.5	0	--
Chester	13	48.1	0	--	9	33.3	3	11.1	2	7.4
Cumberland	10	45.5	4	18.2	0	--	2	9.1	4	18.2
Dauphin	36	36.7	11	11.2	19	19.4	20	20.4	3	3.1
Erie	85	45.5	31	16.6	32	17.1	17	9.1	19	10.2
Lackawanna	39	28.7	7	5.1	33	24.3	2	1.5	55	40.4
Lancaster	24	20.5	21	17.9	32	27.4	8	6.8	23	19.7
Lehigh	18	43.9	1	2.4	14	34.1	5	12.2	1	2.4
Luzerne	52	33.1	26	16.6	14	8.9	44	28.0	13	8.3
Northampton	24	30.4	11	13.9	15	19.0	12	15.2	16	20.3
Westmoreland	74	11.5	317	49.3	131	20.4	3	0.5	107	16.6
York	2	25.0	2	25.0	2	25.0	1	12.5	1	12.5
<u>4th Class Counties</u>										
Beaver	7	46.7	6	40.0	0	--	2	13.3	0	--
Butler	29	76.3	2	5.3	2	5.3	1	2.6	1	2.6
Cambria	22	32.8	20	29.9	11	16.4	11	16.4	2	3.0
Centre	0	--	0	--	1	100.0	0	--	0	--
Fayette	12	41.4	3	10.3	7	24.1	4	13.8	3	10.3
Franklin	10	26.3	14	36.8	8	21.1	5	13.2	1	2.6
Monroe	3	75.0	0	--	1	25.0	0	--	0	--
Schuylkill	0	--	0	--	0	--	0	--	1	100.0
Washington	11	25.6	5	11.6	13	30.2	13	30.2	1	2.3
<u>5th Class Counties</u>										
Adams	1	5.6	6	33.3	9	50.0	1	5.6	1	5.6
Blair	15	13.5	30	27.0	47	42.3	9	8.1	6	5.4
Lawrence	1	33.3	1	33.3	0	--	1	33.3	0	--
Lebanon	0	--	2	66.7	1	33.3	0	--	0	--
Lycoming	1	50.0	1	50.0	0	--	0	--	0	--
Mercer	2	18.2	1	9.1	4	36.4	2	18.2	1	9.1
Northumberland	0	--	3	60.0	0	--	0	--	0	--

Magisterial District Judge - 2018 Private Criminal Complaints Processed and Inactive

	Guilty Plea	%	Uncategorized	%	Post-Dispositional Other	%	Cases Processed
<u>2nd Class County</u>							
Allegheny	0	--	3	0.4	2	0.3	733
<u>2A Class Counties</u>							
Bucks	0	--	0	--	0	--	1
Delaware	0	--	1	1.8	0	--	56
Montgomery	0	--	0	--	0	--	25
<u>3rd Class Counties</u>							
Berks	0	--	0	--	0	--	8
Chester	0	--	0	--	0	--	27
Cumberland	2	9.1	0	--	0	--	22
Dauphin	0	--	0	--	9	9.2	98
Erie	2	1.1	0	--	1	0.5	187
Lackawanna	0	--	0	--	0	--	136
Lancaster	3	2.6	0	--	6	5.1	117
Lehigh	1	2.4	0	--	1	2.4	41
Luzerne	5	3.2	1	0.6	2	1.3	157
Northampton	1	1.3	0	--	0	--	79
Westmoreland	0	--	1	0.2	10	1.6	643
York	0	--	0	--	0	--	8
<u>4th Class Counties</u>							
Beaver	0	--	0	--	0	--	15
Butler	1	2.6	0	--	2	5.3	38
Cambria	0	--	1	1.5	0	--	67
Centre	0	--	0	--	0	--	1
Fayette	0	--	0	--	0	--	29
Franklin	0	--	0	--	0	--	38
Monroe	0	--	0	--	0	--	4
Schuylkill	0	--	0	--	0	--	1
Washington	0	--	0	--	0	--	43
<u>5th Class Counties</u>							
Adams	0	--	0	--	0	--	18
Blair	2	1.8	0	--	2	1.8	111
Lawrence	0	--	0	--	0	--	3
Lebanon	0	--	0	--	0	--	3
Lycoming	0	--	0	--	0	--	2
Mercer	0	--	1	9.1	0	--	11
Northumberland	2	40.0	0	--	0	--	5

Magisterial District Judge - 2018 Private Criminal Complaints Processed and Inactive

	Dismissed	%	Waiver of Preliminary Hearing	%	Withdrawn	%	Held for Court	%	Pre-Dispositional Warrant	%
<u>6th Class Counties</u>										
Armstrong	2	100.0	0	--	0	--	0	--	0	--
Bedford	1	9.1	3	27.3	2	18.2	0	--	1	9.1
Bradford	4	40.0	0	--	6	60.0	0	--	0	--
Carbon	0	--	0	--	0	--	0	--	0	--
Clarion	10	45.5	0	--	4	18.2	2	9.1	1	4.5
Clearfield	8	36.4	6	27.3	1	4.5	4	18.2	2	9.1
Clinton	0	--	0	--	1	100.0	0	--	0	--
Columbia	1	5.9	5	29.4	9	52.9	2	11.8	0	--
Crawford	6	37.5	1	6.3	5	31.3	4	25.0	0	--
Elk	0	--	5	100.0	0	--	0	--	0	--
Greene	11	52.4	2	9.5	1	4.8	3	14.3	4	19.0
Huntingdon	1	10.0	6	60.0	2	20.0	1	10.0	0	--
Indiana	1	20.0	2	40.0	2	40.0	0	--	0	--
Jefferson	5	10.4	20	41.7	17	35.4	3	6.3	2	4.2
McKean	14	53.8	1	3.8	5	19.2	1	3.8	5	19.2
Mifflin	11	42.3	3	11.5	11	42.3	0	--	0	--
Perry	0	--	1	100.0	0	--	0	--	0	--
Pike	0	--	0	--	0	--	0	--	0	--
Somerset	7	25.9	3	11.1	5	18.5	10	37.0	0	--
Susquehanna	0	--	0	--	0	--	0	--	0	--
Tioga	0	--	0	--	0	--	0	--	0	--
Venango	0	--	0	--	0	--	0	--	0	--
Warren	2	66.7	0	--	1	33.3	0	--	0	--
Wayne	3	23.1	2	15.4	6	46.2	0	--	2	15.4
<u>7th Class Counties</u>										
Juniata	5	50.0	2	20.0	0	--	2	20.0	0	--
Snyder	0	--	0	--	0	--	0	--	0	--
Union	1	100.0	0	--	0	--	0	--	0	--
Wyoming	0	--	0	--	0	--	0	--	0	--
<u>8th Class Counties</u>										
Cameron	0	--	1	100.0	0	--	0	--	0	--
Forest	0	--	0	--	0	--	0	--	0	--
Fulton	0	--	0	--	0	--	0	--	0	--
Montour	1	11.1	0	--	1	11.1	4	44.4	3	33.3
Potter	0	--	0	--	0	--	0	--	0	--
Sullivan	0	--	0	--	0	--	0	--	0	--

Magisterial District Judge - 2018 Private Criminal Complaints Processed and Inactive

	Guilty Plea	%	Uncategorized	%	Post-Dispositional Other	%	Cases Processed
<u>6th Class Counties</u>							
Armstrong	0	--	0	--	0	--	2
Bedford	4	36.4	0	--	0	--	11
Bradford	0	--	0	--	0	--	10
Carbon	0	--	0	--	0	--	0
Clarion	5	22.7	0	--	0	--	22
Clearfield	1	4.5	0	--	0	--	22
Clinton	0	--	0	--	0	--	1
Columbia	0	--	0	--	0	--	17
Crawford	0	--	0	--	0	--	16
Elk	0	--	0	--	0	--	5
Greene	0	--	0	--	0	--	21
Huntingdon	0	--	0	--	0	--	10
Indiana	0	--	0	--	0	--	5
Jefferson	1	2.1	0	--	0	--	48
McKean	0	--	0	--	0	--	26
Mifflin	1	3.8	0	--	0	--	26
Perry	0	--	0	--	0	--	1
Pike	0	--	0	--	0	--	0
Somerset	0	--	2	7.4	0	--	27
Susquehanna	0	--	0	--	0	--	0
Tioga	0	--	0	--	0	--	0
Venango	0	--	0	--	0	--	0
Warren	0	--	0	--	0	--	3
Wayne	0	--	0	--	0	--	13
<u>7th Class Counties</u>							
Juniata	0	--	1	10.0	0	--	10
Snyder	0	--	0	--	0	--	0
Union	0	--	0	--	0	--	1
Wyoming	0	--	0	--	0	--	0
<u>8th Class Counties</u>							
Cameron	0	--	0	--	0	--	1
Forest	0	--	0	--	0	--	0
Fulton	0	--	0	--	0	--	0
Montour	0	--	0	--	0	--	9
Potter	0	--	0	--	0	--	0
Sullivan	0	--	0	--	0	--	0

Magisterial District Judge - 2018 Age of Pending Private Criminal Complaints

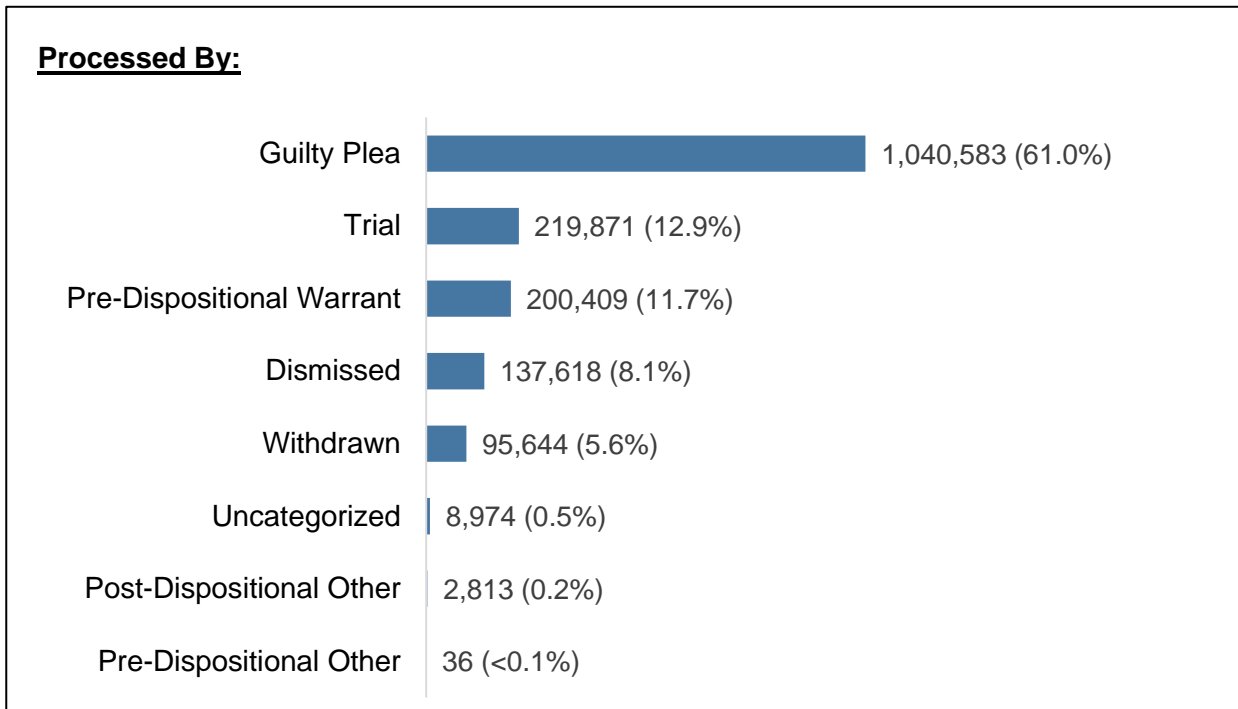
	0-60 Days	%	61-120 Days	%	121-180 Days	%	181-240 Days	%	241-300 Days	%	301-360 Days	%	Over 360 Days	%
<u>2nd Class County</u>														
Allegheny	94	23.7	78	19.7	20	5.1	2	0.5	3	0.8	2	0.5	197	49.7
<u>2A Class Counties</u>														
Bucks	2	66.7	1	33.3	0	--	0	--	0	--	0	--	0	--
Delaware	6	22.2	1	3.7	4	14.8	1	3.7	1	3.7	0	--	14	51.9
Montgomery	1	6.3	0	--	1	6.3	0	--	0	--	0	--	14	87.5
<u>3rd Class Counties</u>														
Berks	0	--	0	--	0	--	0	--	0	--	0	--	0	--
Chester	4	33.3	1	8.3	1	8.3	0	--	1	8.3	0	--	5	41.7
Cumberland	2	18.2	2	18.2	0	--	0	--	0	--	0	--	7	63.6
Dauphin	10	37.0	1	3.7	0	--	1	3.7	0	--	0	--	15	55.6
Erie	15	46.9	2	6.3	3	9.4	5	15.6	0	--	0	--	7	21.9
Lackawanna	5	3.1	12	7.4	4	2.5	1	0.6	7	4.3	0	--	134	82.2
Lancaster	13	52.0	3	12.0	1	4.0	0	--	0	--	0	--	8	32.0
Lehigh	2	22.2	2	22.2	1	11.1	0	--	0	--	0	--	4	44.4
Luzerne	42	35.9	9	7.7	2	1.7	1	0.9	0	--	0	--	63	53.8
Northampton	2	22.2	1	11.1	0	--	0	--	0	--	0	--	6	66.7
Westmoreland	51	45.9	23	20.7	4	3.6	1	0.9	2	1.8	0	--	30	27.0
York	0	--	0	--	0	--	0	--	0	--	0	--	0	--
<u>4th Class Counties</u>														
Beaver	0	--	1	7.7	0	--	0	--	0	--	0	--	12	92.3
Butler	2	40.0	3	60.0	0	--	0	--	0	--	0	--	0	--
Cambria	5	35.7	1	7.1	0	--	0	--	0	--	0	--	8	57.1
Centre	0	--	0	--	0	--	0	--	0	--	0	--	1	100.0
Fayette	11	84.6	0	--	0	--	1	7.7	0	--	0	--	1	7.7
Franklin	2	11.8	0	--	0	--	0	--	0	--	2	11.8	13	76.5
Monroe	1	25.0	0	--	0	--	0	--	0	--	0	--	3	75.0
Schuylkill	0	--	0	--	0	--	0	--	0	--	0	--	0	--
Washington	5	23.8	3	14.3	1	4.8	0	--	0	--	0	--	12	57.1
<u>5th Class Counties</u>														
Adams	4	80.0	1	20.0	0	--	0	--	0	--	0	--	0	--
Blair	3	8.6	1	2.9	0	--	0	--	0	--	0	--	31	88.6
Lawrence	0	--	0	--	0	--	0	--	0	--	0	--	0	--
Lebanon	0	--	0	--	0	--	0	--	0	--	0	--	0	--
Lycoming	0	--	0	--	0	--	0	--	0	--	0	--	5	100.0
Mercer	1	50.0	0	--	0	--	0	--	0	--	0	--	1	50.0
Northumberland	0	--	0	--	0	--	0	--	0	--	0	--	0	--

Magisterial District Judge - 2018 Age of Pending Private Criminal Complaints

	0-60 Days	%	61-120 Days	%	121-180 Days	%	181-240 Days	%	241-300 Days	%	301-360 Days	%	Over 360 Days	%
<u>6th Class Counties</u>														
Armstrong	1	50.0	0	--	0	--	0	--	0	--	0	--	1	50.0
Bedford	0	--	0	--	0	--	1	100.0	0	--	0	--	0	--
Bradford	0	--	0	--	0	--	0	--	0	--	1	11.1	8	88.9
Carbon	0	--	0	--	0	--	0	--	0	--	0	--	0	--
Clarion	3	42.9	2	28.6	1	14.3	0	--	0	--	0	--	1	14.3
Clearfield	1	11.1	1	11.1	0	--	0	--	0	--	0	--	7	77.8
Clinton	0	--	0	--	0	--	0	--	0	--	0	--	0	--
Columbia	2	66.7	0	--	1	33.3	0	--	0	--	0	--	0	--
Crawford	0	--	0	--	0	--	0	--	0	--	0	--	1	100.0
Elk	0	--	0	--	0	--	0	--	0	--	0	--	0	--
Greene	0	--	0	--	0	--	0	--	0	--	0	--	1	100.0
Huntingdon	0	--	1	50.0	0	--	0	--	0	--	0	--	1	50.0
Indiana	0	--	1	50.0	0	--	1	50.0	0	--	0	--	0	--
Jefferson	4	26.7	6	40.0	0	--	0	--	0	--	0	--	5	33.3
McKean	3	33.3	2	22.2	0	--	0	--	0	--	0	--	4	44.4
Mifflin	4	80.0	0	--	0	--	0	--	0	--	1	20.0	0	--
Perry	0	--	0	--	0	--	0	--	0	--	0	--	1	100.0
Pike	0	--	0	--	0	--	0	--	0	--	0	--	0	--
Somerset	3	100.0	0	--	0	--	0	--	0	--	0	--	0	--
Susquehanna	0	--	0	--	0	--	0	--	0	--	0	--	0	--
Tioga	0	--	0	--	0	--	0	--	0	--	0	--	3	100.0
Venango	0	--	0	--	0	--	0	--	0	--	0	--	0	--
Warren	0	--	0	--	0	--	0	--	0	--	0	--	2	100.0
Wayne	2	13.3	1	6.7	0	--	0	--	0	--	0	--	12	80.0
<u>7th Class Counties</u>														
Juniata	0	--	0	--	0	--	0	--	0	--	0	--	1	100.0
Snyder	0	--	0	--	0	--	0	--	0	--	0	--	0	--
Union	0	--	0	--	0	--	0	--	0	--	0	--	0	--
Wyoming	2	100.0	0	--	0	--	0	--	0	--	0	--	0	--
<u>8th Class Counties</u>														
Cameron	0	--	0	--	0	--	0	--	0	--	0	--	0	--
Forest	0	--	0	--	0	--	0	--	0	--	0	--	0	--
Fulton	0	--	0	--	0	--	0	--	0	--	0	--	0	--
Montour	0	--	0	--	0	--	0	--	0	--	0	--	2	100.0
Potter	0	--	0	--	0	--	0	--	0	--	0	--	0	--
Sullivan	0	--	0	--	0	--	0	--	0	--	0	--	0	--

2018 Magisterial District Judge State Totals Traffic

Cases Pending 1/1/18		234,059		Age of Pending Cases	
New Cases Filed	1,570,430	0-60 Days	132,698	52.7%	
Active Warrant Status Change	149,552	61-120 Days	36,712	14.6%	
Closed Case Status Change	3,930	121-180 Days	14,669	5.8%	
		181-240 Days	9,174	3.6%	
Cases Available for Processing	1,957,971	241-300 Days	5,559	2.2%	
		301-360 Days	4,723	1.9%	
Cases Processed and Inactive	1,705,948	Over 360 Days	48,488	19.2%	
Cases Pending 12/31/18	252,023	Total	252,023		



* Trial Guilty 144,855 (65.9%)
 Trial Not Guilty 75,016 (34.1%)

For the most recent data, visit the AOPC website at <http://www.pacourts.us/news-and-statistics/research-and-statistics/dashboard-table-of-contents/magisterial-district-courts-statewide-dashboard>

Magisterial District Judge - 2018 Traffic Available for Processing

	Cases Pending 1/1/18	New Cases Filed	Active Warrant Status Change	Closed Case Status Change	Cases Available for Processing	Cases Processed	Cases Pending 12/31/18
<u>2nd Class County</u>							
Allegheny	49,694	140,607	11,058	176	201,535	156,112	45,423
<u>2A Class Counties</u>							
Bucks	8,248	72,420	6,181	128	86,977	78,797	8,180
Delaware	20,681	87,824	20,074	82	128,661	105,621	23,040
Montgomery	24,861	123,600	17,622	252	166,335	139,820	26,515
<u>3rd Class Counties</u>							
Berks	4,595	52,659	5,624	99	62,977	57,142	5,835
Chester	7,200	70,071	7,104	252	84,627	77,184	7,443
Cumberland	2,733	40,319	2,899	184	46,135	43,473	2,662
Dauphin	9,797	55,720	9,752	110	75,379	63,002	12,377
Erie	3,649	26,326	2,168	46	32,189	29,278	2,911
Lackawanna	18,623	30,150	2,177	59	51,009	30,800	20,209
Lancaster	10,994	82,030	8,885	172	102,081	87,501	14,580
Lehigh	6,944	54,103	11,365	76	72,488	65,683	6,805
Luzerne	8,864	57,765	5,664	84	72,377	62,366	10,011
Northampton	3,544	41,755	4,204	97	49,600	45,272	4,328
Westmoreland	6,185	48,487	2,521	140	57,333	51,216	6,117
York	3,525	61,360	4,069	197	69,151	63,543	5,608
<u>4th Class Counties</u>							
Beaver	3,572	22,444	1,363	20	27,399	23,236	4,163
Butler	2,019	20,819	1,193	27	24,058	21,799	2,259
Cambria	1,092	13,115	480	34	14,721	13,756	965
Centre	1,136	22,296	861	186	24,479	23,298	1,181
Fayette	2,075	18,901	582	18	21,576	19,471	2,105
Franklin	1,827	20,703	627	91	23,248	21,152	2,096
Monroe	2,976	32,319	4,236	94	39,625	35,548	4,077
Schuylkill	2,550	19,106	1,417	30	23,103	19,911	3,192
Washington	4,143	30,179	1,551	53	35,926	31,867	4,059
<u>5th Class Counties</u>							
Adams	724	13,245	230	61	14,260	13,418	842
Blair	933	14,297	364	36	15,630	14,761	869
Lawrence	1,814	12,927	533	22	15,296	13,313	1,983
Lebanon	1,397	21,667	1,923	33	25,020	23,270	1,750
Lycoming	825	13,357	941	38	15,161	14,085	1,076
Mercer	662	10,381	616	11	11,670	11,032	638
Northumberland	1,913	13,731	697	24	16,365	13,907	2,458

Magisterial District Judge - 2018 Traffic Available for Processing

	Cases Pending 1/1/18	New Cases Filed	Active Warrant Status Change	Closed Case Status Change	Cases Available for Processing	Cases Processed	Cases Pending 12/31/18
<u>6th Class Counties</u>							
Armstrong	773	7,012	383	11	8,179	7,566	613
Bedford	826	14,220	1,207	141	16,394	15,434	960
Bradford	337	5,420	92	3	5,852	5,396	456
Carbon	1,398	16,922	1,095	70	19,485	17,944	1,541
Clarion	460	8,069	329	15	8,873	8,294	579
Clearfield	559	11,585	343	41	12,528	12,000	528
Clinton	417	9,095	776	51	10,339	9,886	453
Columbia	802	12,375	980	31	14,188	13,252	936
Crawford	393	7,942	280	9	8,624	8,098	526
Elk	148	4,773	104	10	5,035	4,837	198
Greene	528	6,152	412	11	7,103	6,350	753
Huntingdon	164	4,206	40	16	4,426	4,171	255
Indiana	531	13,398	386	75	14,390	13,230	1,160
Jefferson	408	7,331	213	14	7,966	7,662	304
McKean	443	5,780	169	20	6,412	5,783	629
Mifflin	237	5,741	197	32	6,207	5,858	349
Perry	640	4,620	320	33	5,613	5,242	371
Pike	541	6,238	423	12	7,214	6,666	548
Somerset	592	13,302	605	97	14,596	13,831	765
Susquehanna	675	6,234	262	10	7,181	6,415	766
Tioga	363	5,712	130	17	6,222	5,824	398
Venango	258	6,516	252	8	7,034	6,658	376
Warren	280	4,958	63	3	5,304	4,978	326
Wayne	219	3,049	136	7	3,411	3,134	277
<u>7th Class Counties</u>							
Juniata	331	5,565	80	54	6,030	5,658	372
Snyder	449	5,303	333	28	6,113	5,852	261
Union	426	6,040	126	37	6,629	6,265	364
Wyoming	257	4,150	47	24	4,478	4,074	404
<u>8th Class Counties</u>							
Cameron	55	989	22	0	1,066	1,027	39
Forest	109	1,545	48	0	1,702	1,582	120
Fulton	293	5,759	384	97	6,533	6,343	190
Montour	100	1,383	256	4	1,743	1,560	183
Potter	134	2,813	56	10	3,013	2,860	153
Sullivan	118	1,550	22	7	1,697	1,584	113

Magisterial District Judge - 2018 Traffic Processed and Inactive

	Guilty Plea	%	Pre-Dispositional Warrant	% Dismissed	%	Trial Guilty	%	Withdrawn	%	
<u>2nd Class County</u>										
Allegheny	70,008	44.8	20,390	13.1	19,895	12.7	24,313	15.6	5,508	3.5
<u>2A Class Counties</u>										
Bucks	45,037	57.2	6,533	8.3	7,333	9.3	8,498	10.8	4,471	5.7
Delaware	40,238	38.1	23,660	22.4	19,210	18.2	9,453	8.9	7,900	7.5
Montgomery	62,246	44.5	21,543	15.4	20,825	14.9	13,401	9.6	16,031	11.5
<u>3rd Class Counties</u>										
Berks	37,322	65.3	6,292	11.0	2,751	4.8	4,271	7.5	2,493	4.4
Chester	50,153	65.0	8,531	11.1	5,760	7.5	3,586	4.6	5,691	7.4
Cumberland	33,755	77.6	3,119	7.2	1,382	3.2	2,714	6.2	1,833	4.2
Dauphin	36,619	58.1	15,104	24.0	2,030	3.2	4,541	7.2	2,603	4.1
Erie	18,087	61.8	2,764	9.4	3,223	11.0	2,454	8.4	2,228	7.6
Lackawanna	16,168	52.5	4,055	13.2	5,025	16.3	2,572	8.4	1,341	4.4
Lancaster	55,054	62.9	13,750	15.7	4,076	4.7	5,921	6.8	7,406	8.5
Lehigh	36,053	54.9	13,606	20.7	9,580	14.6	3,755	5.7	1,211	1.8
Luzerne	32,251	51.7	8,898	14.3	3,928	6.3	6,567	10.5	3,714	6.0
Northampton	29,668	65.5	6,140	13.6	2,861	6.3	2,812	6.2	2,358	5.2
Westmoreland	30,720	60.0	4,271	8.3	5,021	9.8	5,578	10.9	2,685	5.2
York	49,442	77.8	5,593	8.8	1,169	1.8	3,833	6.0	1,578	2.5
<u>4th Class Counties</u>										
Beaver	11,145	48.0	1,294	5.6	3,175	13.7	4,236	18.2	1,123	4.8
Butler	13,580	62.3	751	3.4	1,257	5.8	3,197	14.7	739	3.4
Cambria	10,043	73.0	378	2.7	950	6.9	889	6.5	889	6.5
Centre	19,542	83.9	1,071	4.6	578	2.5	992	4.3	350	1.5
Fayette	12,774	65.6	1,414	7.3	1,930	9.9	1,949	10.0	889	4.6
Franklin	17,759	84.0	896	4.2	596	2.8	1,041	4.9	633	3.0
Monroe	21,873	61.5	5,695	16.0	2,488	7.0	1,831	5.2	1,875	5.3
Schuylkill	13,511	67.9	2,323	11.7	116	0.6	1,394	7.0	1,454	7.3
Washington	17,261	54.2	2,749	8.6	1,425	4.5	5,050	15.8	1,028	3.2
<u>5th Class Counties</u>										
Adams	11,495	85.7	421	3.1	47	0.4	862	6.4	373	2.8
Blair	11,616	78.7	841	5.7	151	1.0	667	4.5	1,121	7.6
Lawrence	7,453	56.0	766	5.8	883	6.6	1,239	9.3	1,264	9.5
Lebanon	17,828	76.6	2,390	10.3	462	2.0	1,331	5.7	824	3.5
Lycoming	11,393	80.9	608	4.3	506	3.6	467	3.3	888	6.3
Mercer	8,374	75.9	705	6.4	374	3.4	665	6.0	719	6.5
Northumberland	9,998	71.9	1,815	13.1	100	0.7	760	5.5	999	7.2

Magisterial District Judge - 2018 Traffic Processed and Inactive

	Trial Not Guilty	%	Uncategorized	%	Post-Dispositional Other	%	Pre-Dispositional Other	%	Cases Processed
<u>2nd Class County</u>									
Allegheny	14,669	9.4	651	0.4	662	0.4	16	<0.1	156,112
<u>2A Class Counties</u>									
Bucks	6,011	7.6	660	0.8	254	0.3	0	--	78,797
Delaware	4,684	4.4	266	0.3	200	0.2	10	<0.1	105,621
Montgomery	5,004	3.6	548	0.4	222	0.2	0	--	139,820
<u>3rd Class Counties</u>									
Berks	3,709	6.5	234	0.4	70	0.1	0	--	57,142
Chester	2,740	3.5	657	0.9	66	0.1	0	--	77,184
Cumberland	300	0.7	332	0.8	38	0.1	0	--	43,473
Dauphin	1,502	2.4	403	0.6	200	0.3	0	--	63,002
Erie	333	1.1	143	0.5	46	0.2	0	--	29,278
Lackawanna	1,470	4.8	100	0.3	69	0.2	0	--	30,800
Lancaster	952	1.1	257	0.3	85	0.1	0	--	87,501
Lehigh	1,166	1.8	201	0.3	108	0.2	3	<0.1	65,683
Luzerne	6,697	10.7	234	0.4	77	0.1	0	--	62,366
Northampton	1,223	2.7	162	0.4	46	0.1	2	<0.1	45,272
Westmoreland	2,639	5.2	240	0.5	62	0.1	0	--	51,216
York	1,020	1.6	864	1.4	44	0.1	0	--	63,543
<u>4th Class Counties</u>									
Beaver	2,170	9.3	52	0.2	41	0.2	0	--	23,236
Butler	2,173	10.0	36	0.2	66	0.3	0	--	21,799
Cambria	470	3.4	122	0.9	15	0.1	0	--	13,756
Centre	540	2.3	215	0.9	10	<0.1	0	--	23,298
Fayette	456	2.3	46	0.2	13	0.1	0	--	19,471
Franklin	110	0.5	103	0.5	14	0.1	0	--	21,152
Monroe	1,416	4.0	336	0.9	31	0.1	3	<0.1	35,548
Schuylkill	998	5.0	87	0.4	28	0.1	0	--	19,911
Washington	4,146	13.0	142	0.4	66	0.2	0	--	31,867
<u>5th Class Counties</u>									
Adams	148	1.1	63	0.5	9	0.1	0	--	13,418
Blair	275	1.9	73	0.5	17	0.1	0	--	14,761
Lawrence	1,619	12.2	71	0.5	18	0.1	0	--	13,313
Lebanon	351	1.5	64	0.3	20	0.1	0	--	23,270
Lycoming	169	1.2	41	0.3	13	0.1	0	--	14,085
Mercer	163	1.5	25	0.2	7	0.1	0	--	11,032
Northumberland	157	1.1	46	0.3	32	0.2	0	--	13,907

Magisterial District Judge - 2018 Traffic Processed and Inactive

	Guilty Plea	%	Pre-Dispositional Warrant	% Dismissed	%	Trial Guilty	%	Withdrawn	%	
<u>6th Class Counties</u>										
Armstrong	4,775	63.1	519	6.9	389	5.1	937	12.4	324	4.3
Bedford	12,575	81.5	910	5.9	11	0.1	551	3.6	1,097	7.1
Bradford	4,189	77.6	187	3.5	369	6.8	488	9.0	88	1.6
Carbon	12,418	69.2	1,645	9.2	902	5.0	1,601	8.9	647	3.6
Clarion	6,326	76.3	389	4.7	493	5.9	517	6.2	297	3.6
Clearfield	10,306	85.9	548	4.6	325	2.7	399	3.3	277	2.3
Clinton	7,704	77.9	842	8.5	246	2.5	249	2.5	677	6.8
Columbia	9,348	70.5	989	7.5	74	0.6	563	4.2	1,947	14.7
Crawford	6,251	77.2	296	3.7	324	4.0	569	7.0	474	5.9
Elk	4,157	85.9	108	2.2	4	0.1	209	4.3	211	4.4
Greene	3,870	60.9	671	10.6	309	4.9	964	15.2	201	3.2
Huntingdon	3,728	89.4	81	1.9	37	0.9	156	3.7	96	2.3
Indiana	10,530	79.6	441	3.3	370	2.8	941	7.1	276	2.1
Jefferson	6,239	81.4	276	3.6	497	6.5	217	2.8	333	4.3
McKean	3,993	69.0	186	3.2	648	11.2	471	8.1	254	4.4
Mifflin	5,128	87.5	99	1.7	11	0.2	222	3.8	285	4.9
Perry	4,172	79.6	314	6.0	251	4.8	201	3.8	188	3.6
Pike	4,544	68.2	588	8.8	442	6.6	546	8.2	425	6.4
Somerset	11,085	80.1	456	3.3	6	<0.1	1,001	7.2	694	5.0
Susquehanna	3,984	62.1	481	7.5	176	2.7	727	11.3	237	3.7
Tioga	4,731	81.2	169	2.9	428	7.3	187	3.2	230	3.9
Venango	5,160	77.5	205	3.1	509	7.6	399	6.0	300	4.5
Warren	3,537	71.1	76	1.5	813	16.3	265	5.3	182	3.7
Wayne	2,369	75.6	177	5.6	141	4.5	145	4.6	252	8.0
<u>7th Class Counties</u>										
Juniata	5,179	91.5	120	2.1	44	0.8	134	2.4	112	2.0
Snyder	5,039	86.1	282	4.8	35	0.6	316	5.4	130	2.2
Union	5,635	89.9	239	3.8	10	0.2	124	2.0	195	3.1
Wyoming	3,114	76.4	107	2.6	78	1.9	363	8.9	196	4.8
<u>8th Class Counties</u>										
Cameron	881	85.8	24	2.3	51	5.0	36	3.5	23	2.2
Forest	1,069	67.6	19	1.2	286	18.1	103	6.5	54	3.4
Fulton	5,204	82.0	337	5.3	66	1.0	266	4.2	280	4.4
Montour	1,121	71.9	113	7.2	1	0.1	48	3.1	259	16.6
Potter	2,443	85.4	74	2.6	87	3.0	56	2.0	162	5.7
Sullivan	1,313	82.9	75	4.7	78	4.9	45	2.8	22	1.4

Magisterial District Judge - 2018 Traffic Processed and Inactive

	Trial Not Guilty	%	Uncategorized	%	Post-Dispositional Other	%	Pre-Dispositional Other	%	Cases Processed
<u>6th Class Counties</u>									
Armstrong	586	7.7	34	0.4	2	<0.1	0	--	7,566
Bedford	131	0.8	147	1.0	10	0.1	2	<0.1	15,434
Bradford	68	1.3	3	0.1	4	0.1	0	--	5,396
Carbon	427	2.4	292	1.6	12	0.1	0	--	17,944
Clarion	249	3.0	18	0.2	5	0.1	0	--	8,294
Clearfield	62	0.5	74	0.6	9	0.1	0	--	12,000
Clinton	107	1.1	52	0.5	9	0.1	0	--	9,886
Columbia	272	2.1	34	0.3	25	0.2	0	--	13,252
Crawford	159	2.0	14	0.2	11	0.1	0	--	8,098
Elk	138	2.9	10	0.2	0	--	0	--	4,837
Greene	308	4.9	23	0.4	4	0.1	0	--	6,350
Huntingdon	53	1.3	18	0.4	2	<0.1	0	--	4,171
Indiana	586	4.4	78	0.6	8	0.1	0	--	13,230
Jefferson	84	1.1	15	0.2	1	<0.1	0	--	7,662
McKean	161	2.8	70	1.2	0	--	0	--	5,783
Mifflin	77	1.3	34	0.6	2	<0.1	0	--	5,858
Perry	66	1.3	43	0.8	7	0.1	0	--	5,242
Pike	91	1.4	19	0.3	11	0.2	0	--	6,666
Somerset	424	3.1	155	1.1	10	0.1	0	--	13,831
Susquehanna	787	12.3	11	0.2	12	0.2	0	--	6,415
Tioga	56	1.0	18	0.3	5	0.1	0	--	5,824
Venango	59	0.9	26	0.4	0	--	0	--	6,658
Warren	102	2.0	3	0.1	0	--	0	--	4,978
Wayne	35	1.1	10	0.3	5	0.2	0	--	3,134
<u>7th Class Counties</u>									
Juniata	15	0.3	54	1.0	0	--	0	--	5,658
Snyder	11	0.2	37	0.6	2	<0.1	0	--	5,852
Union	27	0.4	35	0.6	0	--	0	--	6,265
Wyoming	188	4.6	24	0.6	4	0.1	0	--	4,074
<u>8th Class Counties</u>									
Cameron	12	1.2	0	--	0	--	0	--	1,027
Forest	49	3.1	1	0.1	1	0.1	0	--	1,582
Fulton	61	1.0	127	2.0	2	<0.1	0	--	6,343
Montour	12	0.8	5	0.3	1	0.1	0	--	1,560
Potter	28	1.0	10	0.3	0	--	0	--	2,860
Sullivan	45	2.8	6	0.4	0	--	0	--	1,584

Magisterial District Judge - 2018 Age of Pending Traffic

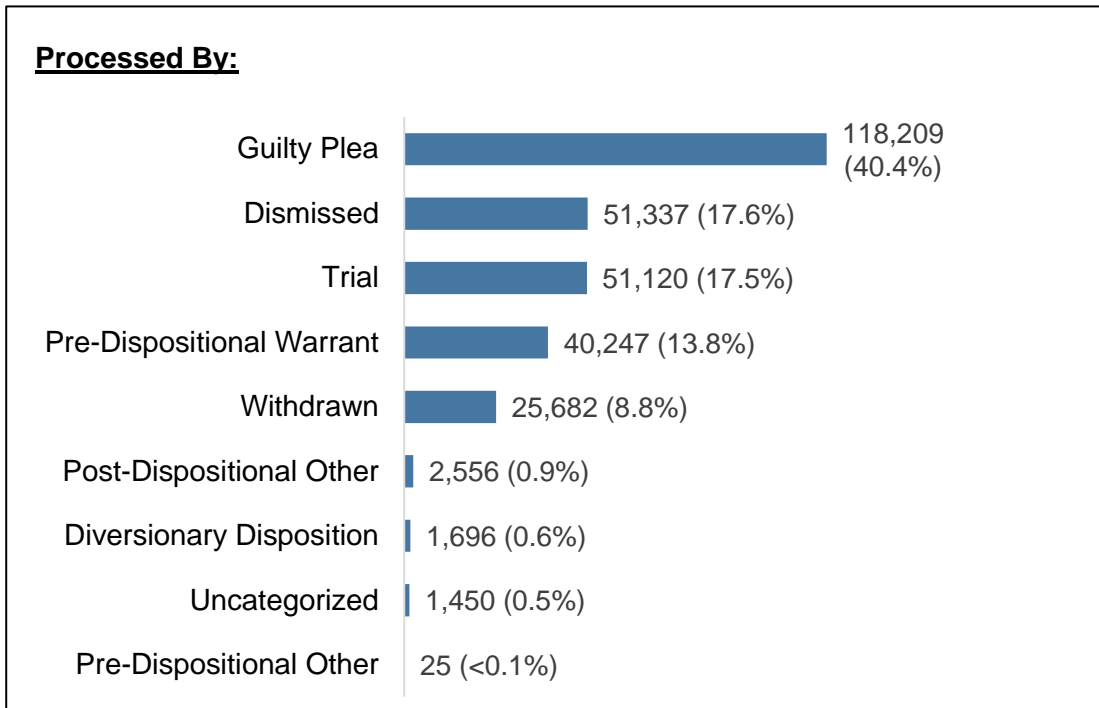
	0-60 Days	%	61-120 Days	%	121-180 Days	%	181-240 Days	%	241-300 Days	%	301-360 Days	%	Over 360 Days	%
<u>2nd Class County</u>														
Allegheny	16,075	35.4	5,858	12.9	2,642	5.8	2,154	4.7	1,201	2.6	911	2.0	16,582	36.5
<u>2A Class Counties</u>														
Bucks	5,891	72.0	1,747	21.4	320	3.9	117	1.4	35	0.4	24	0.3	46	0.6
Delaware	10,042	43.6	5,481	23.8	1,873	8.1	1,091	4.7	1,126	4.9	768	3.3	2,659	11.5
Montgomery	11,907	44.9	4,267	16.1	1,841	6.9	983	3.7	588	2.2	438	1.7	6,491	24.5
<u>3rd Class Counties</u>														
Berks	4,838	82.9	744	12.8	75	1.3	26	0.4	7	0.1	10	0.2	135	2.3
Chester	5,845	78.5	1,282	17.2	204	2.7	72	1.0	14	0.2	6	0.1	20	0.3
Cumberland	2,239	84.1	305	11.5	47	1.8	26	1.0	11	0.4	8	0.3	26	1.0
Dauphin	5,290	42.7	1,735	14.0	994	8.0	602	4.9	344	2.8	225	1.8	3,187	25.7
Erie	1,980	68.0	442	15.2	171	5.9	82	2.8	50	1.7	35	1.2	151	5.2
Lackawanna	3,542	17.5	1,104	5.5	519	2.6	832	4.1	446	2.2	1,104	5.5	12,662	62.7
Lancaster	7,417	50.9	2,950	20.2	1,535	10.5	677	4.6	529	3.6	427	2.9	1,045	7.2
Lehigh	5,137	75.5	1,048	15.4	355	5.2	96	1.4	37	0.5	19	0.3	113	1.7
Luzerne	4,854	48.5	1,495	14.9	1,488	14.9	963	9.6	229	2.3	153	1.5	829	8.3
Northampton	3,390	78.3	573	13.2	108	2.5	40	0.9	24	0.6	54	1.2	139	3.2
Westmoreland	3,980	65.1	990	16.2	398	6.5	162	2.6	122	2.0	102	1.7	363	5.9
York	4,087	72.9	854	15.2	230	4.1	108	1.9	26	0.5	21	0.4	282	5.0
<u>4th Class Counties</u>														
Beaver	2,242	53.9	414	9.9	159	3.8	107	2.6	107	2.6	60	1.4	1,074	25.8
Butler	1,505	66.6	391	17.3	85	3.8	63	2.8	25	1.1	21	0.9	169	7.5
Cambria	740	76.7	155	16.1	34	3.5	8	0.8	6	0.6	4	0.4	18	1.9
Centre	1,118	94.7	51	4.3	6	0.5	4	0.3	0	--	0	--	2	0.2
Fayette	1,680	79.8	311	14.8	77	3.7	17	0.8	13	0.6	3	0.1	4	0.2
Franklin	1,508	71.9	260	12.4	135	6.4	21	1.0	5	0.2	10	0.5	157	7.5
Monroe	2,970	72.8	437	10.7	207	5.1	149	3.7	137	3.4	38	0.9	139	3.4
Schuylkill	1,875	58.7	466	14.6	181	5.7	128	4.0	137	4.3	71	2.2	334	10.5
Washington	2,766	68.1	538	13.3	124	3.1	101	2.5	51	1.3	24	0.6	455	11.2
<u>5th Class Counties</u>														
Adams	698	82.9	96	11.4	20	2.4	11	1.3	2	0.2	0	--	15	1.8
Blair	763	87.8	59	6.8	17	2.0	6	0.7	1	0.1	8	0.9	15	1.7
Lawrence	994	50.1	259	13.1	98	4.9	123	6.2	76	3.8	50	2.5	383	19.3
Lebanon	1,501	85.8	141	8.1	31	1.8	22	1.3	6	0.3	8	0.5	41	2.3
Lycoming	823	76.5	162	15.1	42	3.9	25	2.3	10	0.9	7	0.7	7	0.7
Mercer	560	87.8	46	7.2	13	2.0	3	0.5	3	0.5	1	0.2	12	1.9
Northumberland	1,127	45.9	328	13.3	178	7.2	163	6.6	83	3.4	35	1.4	544	22.1

Magisterial District Judge - 2018 Age of Pending Traffic

	0-60 Days	%	61-120 Days	%	121-180 Days	%	181-240 Days	%	241-300 Days	%	301-360 Days	%	Over 360 Days	%
<u>6th Class Counties</u>														
Armstrong	429	70.0	124	20.2	18	2.9	7	1.1	3	0.5	2	0.3	30	4.9
Bedford	826	86.0	38	4.0	19	2.0	11	1.1	8	0.8	5	0.5	53	5.5
Bradford	351	77.0	60	13.2	8	1.8	7	1.5	13	2.9	7	1.5	10	2.2
Carbon	1,186	77.0	238	15.4	63	4.1	22	1.4	0	--	4	0.3	28	1.8
Clarion	473	81.7	71	12.3	25	4.3	1	0.2	2	0.3	1	0.2	6	1.0
Clearfield	449	85.0	70	13.3	2	0.4	1	0.2	0	--	2	0.4	4	0.8
Clinton	417	92.1	25	5.5	7	1.5	3	0.7	0	--	0	--	1	0.2
Columbia	715	76.4	160	17.1	40	4.3	9	1.0	6	0.6	4	0.4	2	0.2
Crawford	492	93.5	20	3.8	3	0.6	0	--	6	1.1	0	--	5	1.0
Elk	186	93.9	9	4.5	1	0.5	0	--	0	--	0	--	2	1.0
Greene	544	72.2	104	13.8	40	5.3	13	1.7	16	2.1	16	2.1	20	2.7
Huntingdon	234	91.8	14	5.5	7	2.7	0	--	0	--	0	--	0	--
Indiana	1,045	90.1	76	6.6	11	0.9	10	0.9	4	0.3	0	--	14	1.2
Jefferson	267	87.8	26	8.6	1	0.3	1	0.3	0	--	0	--	9	3.0
McKean	414	65.8	92	14.6	23	3.7	22	3.5	13	2.1	2	0.3	63	10.0
Mifflin	322	92.3	16	4.6	1	0.3	4	1.1	1	0.3	0	--	5	1.4
Perry	316	85.2	24	6.5	8	2.2	2	0.5	1	0.3	0	--	20	5.4
Pike	435	79.4	72	13.1	7	1.3	7	1.3	7	1.3	6	1.1	14	2.6
Somerset	694	90.7	51	6.7	17	2.2	0	--	0	--	0	--	3	0.4
Susquehanna	586	76.5	102	13.3	49	6.4	10	1.3	0	--	2	0.3	17	2.2
Tioga	293	73.6	48	12.1	25	6.3	15	3.8	9	2.3	7	1.8	1	0.3
Venango	312	83.0	54	14.4	6	1.6	0	--	0	--	1	0.3	3	0.8
Warren	230	70.6	54	16.6	11	3.4	5	1.5	2	0.6	1	0.3	23	7.1
Wayne	233	84.1	18	6.5	8	2.9	13	4.7	0	--	4	1.4	1	0.4
<u>7th Class Counties</u>														
Juniata	343	92.2	10	2.7	3	0.8	1	0.3	0	--	0	--	15	4.0
Snyder	252	96.6	5	1.9	3	1.1	0	--	0	--	0	--	1	0.4
Union	325	89.3	33	9.1	4	1.1	0	--	0	--	0	--	2	0.5
Wyoming	319	79.0	57	14.1	17	4.2	2	0.5	3	0.7	3	0.7	3	0.7
<u>8th Class Counties</u>														
Cameron	36	92.3	1	2.6	1	2.6	0	--	0	--	0	--	1	2.6
Forest	63	52.5	14	11.7	13	10.8	13	10.8	5	4.2	0	--	12	10.0
Fulton	157	82.6	18	9.5	7	3.7	2	1.1	2	1.1	1	0.5	3	1.6
Montour	113	61.7	16	8.7	14	7.7	10	5.5	7	3.8	5	2.7	18	9.8
Potter	149	97.4	0	--	0	--	0	--	0	--	4	2.6	0	--
Sullivan	108	95.6	3	2.7	0	--	1	0.9	0	--	1	0.9	0	--

2018 Magisterial District Judge State Totals Non-Traffic

Cases Pending 1/1/18	63,472	Age of Pending Cases		
New Cases Filed	240,545	0-60 Days	22,001	40.8%
Active Warrant Status Change	42,158	61-120 Days	9,945	18.5%
Closed Case Status Change	31	121-180 Days	3,885	7.2%
		181-240 Days	2,262	4.2%
Cases Available for Processing	346,206	241-300 Days	1,521	2.8%
		301-360 Days	888	1.6%
Cases Processed and Inactive	292,322	Over 360 Days	13,382	24.8%
Cases Pending 12/31/18	53,884	Total	53,884	



* Trial Guilty 35,134 (68.7%)
 Trial Not Guilty 15,986 (31.3%)

For the most recent data, visit the AOPC website at <http://www.pacourts.us/news-and-statistics/research-and-statistics/dashboard-table-of-contents/magisterial-district-courts-statewide-dashboard>

Magisterial District Judge - 2018 Non-Traffic Available for Processing

	Cases Pending 1/1/18	New Cases Filed	Active Warrant Status Change	Closed Case Status Change	Cases Available for Processing	Cases Processed	Cases Pending 12/31/18
<u>2nd Class County</u>							
Allegheny	14,709	29,249	2,977	0	46,935	36,067	10,868
<u>2A Class Counties</u>							
Bucks	1,406	8,111	822	0	10,339	9,055	1,284
Delaware	5,573	16,155	2,943	0	24,671	19,547	5,124
Montgomery	4,038	14,670	2,376	0	21,084	16,545	4,539
<u>3rd Class Counties</u>							
Berks	3,347	11,058	10,613	5	25,023	23,000	2,023
Chester	2,012	7,655	815	0	10,482	9,162	1,320
Cumberland	693	4,173	986	0	5,852	5,274	578
Dauphin	2,009	8,231	2,169	5	12,414	10,686	1,728
Erie	1,838	7,729	1,548	5	11,120	9,707	1,413
Lackawanna	2,664	3,869	507	0	7,040	5,123	1,917
Lancaster	1,779	9,948	1,639	0	13,366	11,658	1,708
Lehigh	1,240	6,573	1,854	0	9,667	8,821	846
Luzerne	2,968	9,034	2,120	1	14,123	11,223	2,900
Northampton	1,039	5,064	585	1	6,689	5,886	803
Westmoreland	1,298	5,708	358	2	7,366	6,192	1,174
York	1,165	9,419	1,245	2	11,831	10,623	1,208
<u>4th Class Counties</u>							
Beaver	1,152	3,913	314	0	5,379	4,254	1,125
Butler	506	2,626	519	0	3,651	3,266	385
Cambria	437	2,939	448	1	3,825	3,470	355
Centre	465	3,708	176	0	4,349	3,944	405
Fayette	655	5,221	576	0	6,452	5,701	751
Franklin	825	2,276	275	1	3,377	2,599	778
Monroe	841	3,457	539	1	4,838	4,054	784
Schuylkill	1,515	3,736	883	3	6,137	4,956	1,181
Washington	1,260	7,773	752	0	9,785	8,773	1,012
<u>5th Class Counties</u>							
Adams	169	1,364	12	0	1,545	1,360	185
Blair	522	2,778	216	0	3,516	2,975	541
Lawrence	390	1,555	389	0	2,334	1,994	340
Lebanon	449	2,795	663	0	3,907	3,584	323
Lycoming	331	2,070	187	0	2,588	2,275	313
Mercer	272	1,924	117	0	2,313	2,082	231
Northumberland	775	3,002	267	0	4,044	2,985	1,059

Magisterial District Judge - 2018 Non-Traffic Available for Processing

	Cases Pending 1/1/18	New Cases Filed	Active Warrant Status Change	Closed Case Status Change	Cases Available for Processing	Cases Processed	Cases Pending 12/31/18
<u>6th Class Counties</u>							
Armstrong	351	2,038	208	0	2,597	2,336	261
Bedford	163	848	10	0	1,021	902	119
Bradford	125	1,190	47	0	1,362	1,232	130
Carbon	362	2,008	215	0	2,585	2,314	271
Clarion	73	729	18	0	820	754	66
Clearfield	241	1,571	111	1	1,924	1,657	267
Clinton	118	772	34	0	924	864	60
Columbia	177	1,975	249	0	2,401	2,224	177
Crawford	213	1,547	66	0	1,826	1,683	143
Elk	34	488	17	0	539	485	54
Greene	181	944	91	0	1,216	999	217
Huntingdon	60	830	86	0	976	921	55
Indiana	285	2,120	81	0	2,486	2,136	350
Jefferson	100	761	18	0	879	762	117
McKean	160	960	62	1	1,183	1,041	142
Mifflin	51	884	68	0	1,003	935	68
Perry	532	2,599	366	0	3,497	3,216	281
Pike	150	820	55	0	1,025	860	165
Somerset	130	1,719	40	0	1,889	1,717	172
Susquehanna	164	575	30	0	769	661	108
Tioga	176	717	11	0	904	777	127
Venango	117	1,103	35	1	1,256	1,134	122
Warren	100	646	3	1	750	666	84
Wayne	96	907	148	0	1,151	1,007	144
<u>7th Class Counties</u>							
Juniata	404	988	42	0	1,434	946	488
Snyder	71	573	54	0	698	637	61
Union	201	941	36	0	1,178	1,010	168
Wyoming	47	430	11	0	488	428	60
<u>8th Class Counties</u>							
Cameron	6	122	0	0	128	108	20
Forest	24	80	1	0	105	73	32
Fulton	81	251	7	0	339	280	59
Montour	77	180	32	0	289	225	64
Potter	28	290	9	0	327	308	19
Sullivan	32	156	7	0	195	183	12

Magisterial District Judge - 2018 Non-Traffic Processed and Inactive

	Guilty Plea	% Dismissed		Pre- Dispositional Warrant	%	Trial Guilty	%	Withdrawn	%	Trial Not Guilty	%	
<u>2nd Class County</u>												
Allegheny	13,355	37.0	6,644	18.4	5,091	14.1	5,077	14.1	2,565	7.1	2,634	7.3
<u>2A Class Counties</u>												
Bucks	3,449	38.1	1,055	11.7	997	11.0	1,339	14.8	1,121	12.4	842	9.3
Delaware	5,138	26.3	3,686	18.9	5,065	25.9	2,352	12.0	1,964	10.0	900	4.6
Montgomery	5,017	30.3	2,962	17.9	3,237	19.6	2,606	15.8	1,845	11.2	653	3.9
<u>3rd Class Counties</u>												
Berks	4,448	19.3	11,331	49.3	2,350	10.2	1,595	6.9	1,128	4.9	1,919	8.3
Chester	5,452	59.5	1,081	11.8	783	8.5	768	8.4	692	7.6	319	3.5
Cumberland	2,479	47.0	961	18.2	515	9.8	678	12.9	364	6.9	67	1.3
Dauphin	4,235	39.6	1,041	9.7	2,302	21.5	1,439	13.5	828	7.7	475	4.4
Erie	3,755	38.7	2,075	21.4	1,144	11.8	1,301	13.4	862	8.9	297	3.1
Lackawanna	1,363	26.6	1,641	32.0	908	17.7	425	8.3	493	9.6	263	5.1
Lancaster	5,907	50.7	1,352	11.6	1,862	16.0	1,108	9.5	1,018	8.7	337	2.9
Lehigh	2,920	33.1	2,051	23.3	1,464	16.6	1,356	15.4	598	6.8	269	3.0
Luzerne	3,140	28.0	2,416	21.5	2,353	21.0	1,269	11.3	893	8.0	828	7.4
Northampton	2,529	43.0	556	9.4	886	15.1	674	11.5	558	9.5	282	4.8
Westmoreland	2,481	40.1	839	13.5	663	10.7	1,024	16.5	598	9.7	390	6.3
York	6,147	57.9	567	5.3	1,344	12.7	1,195	11.2	870	8.2	372	3.5
<u>4th Class Counties</u>												
Beaver	1,848	43.4	830	19.5	443	10.4	656	15.4	195	4.6	212	5.0
Butler	1,602	49.1	932	28.5	94	2.9	297	9.1	121	3.7	196	6.0
Cambria	1,855	53.5	645	18.6	157	4.5	380	11.0	316	9.1	91	2.6
Centre	1,932	49.0	1,286	32.6	186	4.7	243	6.2	115	2.9	132	3.3
Fayette	1,989	34.9	1,064	18.7	957	16.8	818	14.3	707	12.4	130	2.3
Franklin	1,456	56.0	408	15.7	153	5.9	232	8.9	263	10.1	51	2.0
Monroe	1,804	44.5	490	12.1	523	12.9	295	7.3	655	16.2	153	3.8
Schuylkill	1,904	38.4	131	2.6	1,061	21.4	564	11.4	748	15.1	470	9.5
Washington	2,857	32.6	1,042	11.9	1,153	13.1	1,475	16.8	1,199	13.7	829	9.4
<u>5th Class Counties</u>												
Adams	867	63.8	62	4.6	27	2.0	155	11.4	83	6.1	84	6.2
Blair	1,203	40.4	336	11.3	258	8.7	339	11.4	539	18.1	226	7.6
Lawrence	644	32.3	126	6.3	251	12.6	284	14.2	450	22.6	202	10.1
Lebanon	1,930	53.9	205	5.7	593	16.5	470	13.1	237	6.6	133	3.7
Lycoming	1,409	61.9	89	3.9	210	9.2	212	9.3	200	8.8	111	4.9
Mercer	1,115	53.6	229	11.0	220	10.6	213	10.2	221	10.6	51	2.4
Northumberland	1,305	43.7	140	4.7	704	23.6	348	11.7	333	11.2	60	2.0

Magisterial District Judge - 2018 Non-Traffic Processed and Inactive

	Diversionary Disposition	% Uncategorized	%	Post- Dispositional Other	%	Pre-Dispositional Other	%	Cases Processed	
<u>2nd Class County</u>									
Allegheny	35	0.1	31	0.1	633	1.8	2	<0.1	36,067
<u>2A Class Counties</u>									
Bucks	68	0.8	9	0.1	175	1.9	0	--	9,055
Delaware	57	0.3	113	0.6	262	1.3	10	0.1	19,547
Montgomery	24	0.1	67	0.4	134	0.8	0	--	16,545
<u>3rd Class Counties</u>									
Berks	70	0.3	74	0.3	76	0.3	9	<0.1	23,000
Chester	0	--	60	0.7	7	0.1	0	--	9,162
Cumberland	19	0.4	167	3.2	24	0.5	0	--	5,274
Dauphin	114	1.1	52	0.5	200	1.9	0	--	10,686
Erie	199	2.1	37	0.4	37	0.4	0	--	9,707
Lackawanna	7	0.1	11	0.2	12	0.2	0	--	5,123
Lancaster	4	<0.1	23	0.2	47	0.4	0	--	11,658
Lehigh	13	0.1	15	0.2	133	1.5	2	<0.1	8,821
Luzerne	0	--	72	0.6	251	2.2	1	<0.1	11,223
Northampton	297	5.0	50	0.8	54	0.9	0	--	5,886
Westmoreland	100	1.6	70	1.1	26	0.4	1	<0.1	6,192
York	75	0.7	19	0.2	34	0.3	0	--	10,623
<u>4th Class Counties</u>									
Beaver	32	0.8	13	0.3	25	0.6	0	--	4,254
Butler	0	--	7	0.2	17	0.5	0	--	3,266
Cambria	0	--	16	0.5	10	0.3	0	--	3,470
Centre	38	1.0	10	0.3	2	0.1	0	--	3,944
Fayette	0	--	19	0.3	17	0.3	0	--	5,701
Franklin	23	0.9	10	0.4	3	0.1	0	--	2,599
Monroe	117	2.9	10	0.2	7	0.2	0	--	4,054
Schuylkill	9	0.2	32	0.6	37	0.7	0	--	4,956
Washington	1	<0.1	66	0.8	151	1.7	0	--	8,773
<u>5th Class Counties</u>									
Adams	5	0.4	74	5.4	3	0.2	0	--	1,360
Blair	26	0.9	30	1.0	18	0.6	0	--	2,975
Lawrence	5	0.3	20	1.0	12	0.6	0	--	1,994
Lebanon	0	--	10	0.3	6	0.2	0	--	3,584
Lycoming	16	0.7	11	0.5	17	0.7	0	--	2,275
Mercer	8	0.4	22	1.1	3	0.1	0	--	2,082
Northumberland	3	0.1	76	2.5	16	0.5	0	--	2,985

Magisterial District Judge - 2018 Non-Traffic Processed and Inactive

	Guilty Plea	% Dismissed	%	Pre- Dispositional Warrant	%	Trial Guilty	%	Withdrawn	%	Trial Not Guilty	%	
<u>6th Class Counties</u>												
Armstrong	971	41.6	406	17.4	198	8.5	382	16.4	160	6.8	174	7.4
Bedford	650	72.1	14	1.6	52	5.8	103	11.4	31	3.4	50	5.5
Bradford	825	67.0	123	10.0	48	3.9	124	10.1	45	3.7	37	3.0
Carbon	1,152	49.8	294	12.7	297	12.8	223	9.6	148	6.4	157	6.8
Clarion	505	67.0	46	6.1	19	2.5	73	9.7	71	9.4	40	5.3
Clearfield	1,057	63.8	118	7.1	96	5.8	203	12.3	101	6.1	74	4.5
Clinton	515	59.6	18	2.1	35	4.1	62	7.2	144	16.7	82	9.5
Columbia	1,304	58.6	94	4.2	133	6.0	169	7.6	446	20.1	74	3.3
Crawford	1,099	65.3	62	3.7	69	4.1	197	11.7	167	9.9	82	4.9
Elk	346	71.3	0	--	18	3.7	71	14.6	22	4.5	27	5.6
Greene	331	33.1	137	13.7	117	11.7	200	20.0	157	15.7	51	5.1
Huntingdon	657	71.3	29	3.1	36	3.9	75	8.1	86	9.3	32	3.5
Indiana	1,145	53.6	179	8.4	143	6.7	293	13.7	66	3.1	152	7.1
Jefferson	432	56.7	28	3.7	24	3.1	94	12.3	58	7.6	123	16.1
McKean	637	61.2	88	8.5	65	6.2	124	11.9	60	5.8	55	5.3
Mifflin	612	65.5	23	2.5	21	2.2	148	15.8	67	7.2	44	4.7
Perry	1,988	61.8	473	14.7	336	10.4	147	4.6	141	4.4	93	2.9
Pike	391	45.5	140	16.3	80	9.3	130	15.1	74	8.6	42	4.9
Somerset	1,005	58.5	11	0.6	79	4.6	290	16.9	117	6.8	171	10.0
Susquehanna	226	34.2	103	15.6	27	4.1	98	14.8	89	13.5	111	16.8
Tioga	452	58.2	140	18.0	24	3.1	62	8.0	54	6.9	35	4.5
Venango	686	60.5	59	5.2	74	6.5	146	12.9	108	9.5	27	2.4
Warren	426	64.0	15	2.3	28	4.2	69	10.4	28	4.2	25	3.8
Wayne	564	56.0	105	10.4	68	6.8	82	8.1	150	14.9	25	2.5
<u>7th Class Counties</u>												
Juniata	726	76.7	73	7.7	14	1.5	54	5.7	71	7.5	5	0.5
Snyder	392	61.5	39	6.1	50	7.8	90	14.1	39	6.1	24	3.8
Union	600	59.4	168	16.6	73	7.2	42	4.2	93	9.2	31	3.1
Wyoming	213	49.8	34	7.9	9	2.1	76	17.8	12	2.8	84	19.6
<u>8th Class Counties</u>												
Cameron	62	57.4	2	1.9	7	6.5	13	12.0	4	3.7	15	13.9
Forest	44	60.3	0	--	2	2.7	11	15.1	5	6.8	11	15.1
Fulton	169	60.4	29	10.4	9	3.2	36	12.9	14	5.0	22	7.9
Montour	131	58.2	1	0.4	16	7.1	16	7.1	47	20.9	14	6.2
Potter	231	75.0	3	1.0	13	4.2	27	8.8	20	6.5	14	4.5
Sullivan	130	71.0	10	5.5	13	7.1	17	9.3	8	4.4	5	2.7

Magisterial District Judge - 2018 Non-Traffic Processed and Inactive

	Diversions Disposition	%	Uncategorized	%	Post- Dispositional Other	%	Pre-Dispositional Other	%	Cases Processed
<u>6th Class Counties</u>									
Armstrong	13	0.6	26	1.1	6	0.3	0	--	2,336
Bedford	1	0.1	1	0.1	0	--	0	--	902
Bradford	28	2.3	0	--	2	0.2	0	--	1,232
Carbon	15	0.6	12	0.5	16	0.7	0	--	2,314
Clarion	0	--	0	--	0	--	0	--	754
Clearfield	1	0.1	1	0.1	6	0.4	0	--	1,657
Clinton	3	0.3	1	0.1	4	0.5	0	--	864
Columbia	0	--	1	<0.1	3	0.1	0	--	2,224
Crawford	0	--	3	0.2	4	0.2	0	--	1,683
Elk	0	--	0	--	1	0.2	0	--	485
Greene	3	0.3	0	--	3	0.3	0	--	999
Huntingdon	0	--	5	0.5	1	0.1	0	--	921
Indiana	149	7.0	0	--	9	0.4	0	--	2,136
Jefferson	1	0.1	2	0.3	0	--	0	--	762
McKean	2	0.2	5	0.5	5	0.5	0	--	1,041
Mifflin	15	1.6	3	0.3	2	0.2	0	--	935
Perry	0	--	17	0.5	21	0.7	0	--	3,216
Pike	0	--	2	0.2	1	0.1	0	--	860
Somerset	0	--	44	2.6	0	--	0	--	1,717
Susquehanna	1	0.2	1	0.2	5	0.8	0	--	661
Tioga	2	0.3	6	0.8	2	0.3	0	--	777
Venango	17	1.5	12	1.1	5	0.4	0	--	1,134
Warren	73	11.0	1	0.2	1	0.2	0	--	666
Wayne	2	0.2	7	0.7	4	0.4	0	--	1,007
<u>7th Class Counties</u>									
Juniata	0	--	3	0.3	0	--	0	--	946
Snyder	0	--	0	--	3	0.5	0	--	637
Union	1	0.1	0	--	2	0.2	0	--	1,010
Wyoming	0	--	0	--	0	--	0	--	428
<u>8th Class Counties</u>									
Cameron	4	3.7	1	0.9	0	--	0	--	108
Forest	0	--	0	--	0	--	0	--	73
Fulton	0	--	0	--	1	0.4	0	--	280
Montour	0	--	0	--	0	--	0	--	225
Potter	0	--	0	--	0	--	0	--	308
Sullivan	0	--	0	--	0	--	0	--	183

Magisterial District Judge - 2018 Age of Pending Non-Traffic

	0-60 Days	%	61-120 Days	%	121-180 Days	%	181-240 Days	%	241-300 Days	%	301-360 Days	%	Over 360 Days	%
<u>2nd Class County</u>														
Allegheny	2,656	24.4	1,625	15.0	761	7.0	579	5.3	413	3.8	245	2.3	4,589	42.2
<u>2A Class Counties</u>														
Bucks	846	65.9	306	23.8	77	6.0	33	2.6	9	0.7	4	0.3	9	0.7
Delaware	1,812	35.4	1,236	24.1	624	12.2	340	6.6	155	3.0	127	2.5	830	16.2
Montgomery	1,755	38.7	860	18.9	503	11.1	278	6.1	191	4.2	53	1.2	899	19.8
<u>3rd Class Counties</u>														
Berks	761	37.6	291	14.4	62	3.1	30	1.5	25	1.2	9	0.4	845	41.8
Chester	730	55.3	328	24.8	125	9.5	58	4.4	29	2.2	8	0.6	42	3.2
Cumberland	319	55.2	140	24.2	28	4.8	14	2.4	9	1.6	8	1.4	60	10.4
Dauphin	691	40.0	294	17.0	115	6.7	44	2.5	52	3.0	23	1.3	509	29.5
Erie	809	57.3	260	18.4	99	7.0	52	3.7	28	2.0	15	1.1	150	10.6
Lackawanna	479	25.0	238	12.4	80	4.2	32	1.7	40	2.1	23	1.2	1,025	53.5
Lancaster	831	48.7	283	16.6	133	7.8	48	2.8	23	1.3	30	1.8	360	21.1
Lehigh	492	58.2	195	23.0	65	7.7	25	3.0	25	3.0	6	0.7	38	4.5
Luzerne	936	32.3	538	18.6	248	8.6	133	4.6	116	4.0	52	1.8	877	30.2
Northampton	453	56.4	112	13.9	30	3.7	26	3.2	10	1.2	28	3.5	144	17.9
Westmoreland	576	49.1	234	19.9	83	7.1	30	2.6	29	2.5	30	2.6	192	16.4
York	835	69.1	212	17.5	40	3.3	29	2.4	11	0.9	11	0.9	70	5.8
<u>4th Class Counties</u>														
Beaver	426	37.9	133	11.8	57	5.1	46	4.1	25	2.2	28	2.5	410	36.4
Butler	233	60.5	92	23.9	15	3.9	10	2.6	4	1.0	4	1.0	27	7.0
Cambria	214	60.3	96	27.0	8	2.3	9	2.5	4	1.1	2	0.6	22	6.2
Centre	226	55.8	163	40.2	3	0.7	6	1.5	1	0.2	1	0.2	5	1.2
Fayette	475	63.2	223	29.7	32	4.3	11	1.5	5	0.7	1	0.1	4	0.5
Franklin	168	21.6	96	12.3	41	5.3	30	3.9	26	3.3	14	1.8	403	51.8
Monroe	347	44.3	177	22.6	69	8.8	21	2.7	16	2.0	14	1.8	140	17.9
Schuylkill	369	31.2	199	16.9	106	9.0	69	5.8	74	6.3	36	3.0	328	27.8
Washington	581	57.4	228	22.5	83	8.2	34	3.4	18	1.8	10	1.0	58	5.7
<u>5th Class Counties</u>														
Adams	92	49.7	41	22.2	6	3.2	36	19.5	2	1.1	1	0.5	7	3.8
Blair	370	68.4	70	12.9	22	4.1	10	1.8	23	4.3	12	2.2	34	6.3
Lawrence	147	43.2	70	20.6	30	8.8	16	4.7	14	4.1	3	0.9	60	17.6
Lebanon	244	75.5	44	13.6	4	1.2	7	2.2	4	1.2	0	--	20	6.2
Lycoming	168	53.7	69	22.0	21	6.7	15	4.8	5	1.6	3	1.0	32	10.2
Mercer	148	64.1	34	14.7	19	8.2	9	3.9	3	1.3	1	0.4	17	7.4
Northumberland	278	26.3	145	13.7	104	9.8	80	7.6	60	5.7	31	2.9	361	34.1

Magisterial District Judge - 2018 Age of Pending Non-Traffic

	0-60		61-120		121-180		181-240		241-300		301-360		Over 360	
	Days	%	Days	%	Days	%	Days	%	Days	%	Days	%	Days	%
<u>6th Class Counties</u>														
Armstrong	175	67.0	67	25.7	9	3.4	1	0.4	3	1.1	1	0.4	5	1.9
Bedford	71	59.7	8	6.7	4	3.4	0	--	3	2.5	5	4.2	28	23.5
Bradford	92	70.8	18	13.8	2	1.5	1	0.8	7	5.4	4	3.1	6	4.6
Carbon	138	50.9	64	23.6	3	1.1	14	5.2	7	2.6	1	0.4	44	16.2
Clarion	45	68.2	18	27.3	2	3.0	1	1.5	0	--	0	--	0	--
Clearfield	154	57.7	70	26.2	6	2.2	6	2.2	7	2.6	3	1.1	21	7.9
Clinton	50	83.3	4	6.7	5	8.3	0	--	0	--	0	--	1	1.7
Columbia	118	66.7	26	14.7	22	12.4	3	1.7	1	0.6	3	1.7	4	2.3
Crawford	98	68.5	15	10.5	3	2.1	2	1.4	0	--	0	--	25	17.5
Elk	34	63.0	17	31.5	1	1.9	0	--	1	1.9	0	--	1	1.9
Greene	118	54.4	45	20.7	40	18.4	8	3.7	2	0.9	2	0.9	2	0.9
Huntingdon	46	83.6	5	9.1	0	--	0	--	0	--	2	3.6	2	3.6
Indiana	242	69.1	86	24.6	7	2.0	4	1.1	5	1.4	1	0.3	5	1.4
Jefferson	87	74.4	13	11.1	1	0.9	10	8.5	1	0.9	0	--	5	4.3
McKean	75	52.8	24	16.9	5	3.5	5	3.5	3	2.1	0	--	30	21.1
Mifflin	53	77.9	8	11.8	1	1.5	2	2.9	0	--	2	2.9	2	2.9
Perry	72	25.6	23	8.2	7	2.5	8	2.8	4	1.4	4	1.4	163	58.0
Pike	122	73.9	12	7.3	10	6.1	6	3.6	4	2.4	0	--	11	6.7
Somerset	135	78.5	18	10.5	2	1.2	2	1.2	0	--	3	1.7	12	7.0
Susquehanna	44	40.7	25	23.1	14	13.0	4	3.7	2	1.9	1	0.9	18	16.7
Tioga	48	37.8	56	44.1	8	6.3	5	3.9	3	2.4	1	0.8	6	4.7
Venango	87	71.3	13	10.7	2	1.6	3	2.5	0	--	12	9.8	5	4.1
Warren	57	67.9	11	13.1	2	2.4	1	1.2	1	1.2	2	2.4	10	11.9
Wayne	54	37.5	29	20.1	14	9.7	3	2.1	3	2.1	3	2.1	38	26.4
<u>7th Class Counties</u>														
Juniata	32	6.6	164	33.6	4	0.8	1	0.2	1	0.2	0	--	286	58.6
Snyder	55	90.2	3	4.9	1	1.6	1	1.6	1	1.6	0	--	0	--
Union	104	61.9	42	25.0	5	3.0	3	1.8	5	3.0	2	1.2	7	4.2
Wyoming	50	83.3	7	11.7	1	1.7	0	--	0	--	0	--	2	3.3
<u>8th Class Counties</u>														
Cameron	11	55.0	6	30.0	2	10.0	0	--	0	--	0	--	1	5.0
Forest	8	25.0	4	12.5	3	9.4	6	18.8	1	3.1	0	--	10	31.3
Fulton	20	33.9	3	5.1	5	8.5	0	--	0	--	0	--	31	52.5
Montour	16	25.0	7	10.9	0	--	1	1.6	6	9.4	3	4.7	31	48.4
Potter	12	63.2	2	10.5	0	--	1	5.3	1	5.3	0	--	3	15.8
Sullivan	11	91.7	0	--	1	8.3	0	--	0	--	0	--	0	--

2018 Magisterial District Judge State Totals Arrest Warrants

	Criminal	Private Summary Complaints	Private Criminal Complaints	Traffic	Non-Traffic
<u>Pre-Dispositional Arrest Warrants</u>					
Pending from Prior Period	29,194	49,518	5,884	622,529	253,296
Issued	56,148	10,020	891	415,515	77,307
Total Warrants	85,342	59,538	6,775	1,038,044	330,603
Returned Served	44,842	3,873	530	165,727	31,838
Cancelled	11,343	9,920	579	204,208	49,673
Total Removed from Inventory	56,185	13,793	1,109	369,935	81,511
Pending 0-30 Days	2,290	380	42	23,846	3,930
Pending 31-60 Days	1,460	356	39	18,742	3,840
Pending Over 60 Days	25,407	45,009	5,585	625,521	241,322
Total Pending Warrants at Year End	29,157	45,745	5,666	668,109	249,092
<u>Post-Dispositional Arrest Warrants</u>					
Pending from Prior Period	2,485	65,410	411	522,138	274,093
Issued	479	19,865	19	354,893	107,930
Total Warrants	2,964	85,275	430	877,031	382,023
Returned Served	174	8,883	5	176,077	51,182
Cancelled	433	11,058	40	147,038	52,022
Total Removed from Inventory	607	19,941	45	323,115	103,204
Pending 0-30 Days	3	781	0	19,273	5,773
Pending 31-60 Days	7	863	0	14,557	4,680
Pending Over 60 Days	2,347	63,690	385	520,086	268,366
Total Pending Warrants at Year End	2,357	65,334	385	553,916	278,819

Magisterial District Judge - 2018 Criminal Pre-Dispositional Arrests Warrants

	Pending from Prior Period	Issued	Total Warrants	Returned Served	Cancelled	Total Removed from Inventory	Pending:			Total Pending Warrants at Year End
							0-30 Days	31-60 Days	Over 60 Days	
<u>2nd Class County</u>										
Allegheny	2,607	11,956	14,563	8,817	3,274	12,091	435	233	1,804	2,472
<u>2A Class Counties</u>										
Bucks	970	2,033	3,003	1,959	133	2,092	85	51	775	911
Delaware	3,630	2,933	6,563	2,251	690	2,941	146	94	3,382	3,622
Montgomery	1,688	2,595	4,283	2,315	310	2,625	90	70	1,498	1,658
<u>3rd Class Counties</u>										
Berks	1,256	2,265	3,521	2,108	163	2,271	96	48	1,106	1,250
Chester	1,026	2,038	3,064	1,730	189	1,919	104	58	983	1,145
Cumberland	320	1,056	1,376	767	228	995	35	29	317	381
Dauphin	1,726	2,126	3,852	1,767	300	2,067	97	60	1,628	1,785
Erie	509	1,028	1,537	920	200	1,120	57	23	337	417
Lackawanna	1,178	1,461	2,639	1,056	399	1,455	69	49	1,066	1,184
Lancaster	1,653	2,617	4,270	1,917	666	2,583	112	93	1,482	1,687
Lehigh	1,697	1,309	3,006	1,124	153	1,277	51	49	1,629	1,729
Luzerne	1,407	1,397	2,804	1,186	311	1,497	50	43	1,214	1,307
Northampton	544	1,269	1,813	1,165	103	1,268	44	23	478	545
Westmoreland	756	1,850	2,606	1,580	262	1,842	73	43	648	764
York	1,195	1,810	3,005	1,169	586	1,755	89	83	1,078	1,250
<u>4th Class Counties</u>										
Beaver	586	1,132	1,718	953	145	1,098	46	33	541	620
Butler	209	658	867	469	193	662	16	42	147	205
Cambria	191	642	833	449	175	624	20	16	173	209
Centre	131	280	411	249	27	276	10	8	117	135
Fayette	259	1,161	1,420	1,041	89	1,130	50	20	220	290
Franklin	244	509	753	429	102	531	9	13	200	222
Monroe	718	986	1,704	721	281	1,002	53	27	622	702
Schuylkill	398	1,000	1,398	804	207	1,011	41	25	321	387
Washington	614	717	1,331	470	264	734	34	23	540	597
<u>5th Class Counties</u>										
Adams	157	191	348	146	56	202	5	3	138	146
Blair	267	838	1,105	654	146	800	41	10	254	305
Lawrence	187	453	640	376	37	413	18	22	187	227
Lebanon	251	305	556	229	83	312	21	8	215	244
Lycoming	192	598	790	564	37	601	22	9	158	189
Mercer	305	710	1,015	587	136	723	34	23	235	292
Northumberland	249	584	833	417	191	608	18	20	187	225

Magisterial District Judge - 2018 Criminal Pre-Dispositional Arrests Warrants

	Pending from Prior Period	Total Issued	Total Warrants	Returned Served	Cancelled	Total Removed from Inventory	Pending:			Total Pending Warrants at Year End
							0-30 Days	31-60 Days	Over 60 Days	
<u>6th Class Counties</u>										
Armstrong	114	327	441	272	69	341	6	7	87	100
Bedford	65	148	213	109	27	136	8	3	66	77
Bradford	147	289	436	240	50	290	6	8	132	146
Carbon	162	373	535	349	29	378	14	9	134	157
Clarion	27	134	161	119	23	142	4	0	15	19
Clearfield	226	183	409	148	34	182	7	4	216	227
Clinton	35	351	386	135	222	357	21	5	3	29
Columbia	66	269	335	224	42	266	16	1	52	69
Crawford	49	159	208	134	23	157	9	5	37	51
Elk	44	231	275	152	54	206	10	8	51	69
Greene	50	150	200	143	9	152	6	1	41	48
Huntingdon	38	303	341	264	29	293	12	2	34	48
Indiana	67	223	290	175	51	226	11	6	47	64
Jefferson	47	111	158	101	25	126	2	2	28	32
McKean	106	135	241	117	33	150	6	3	82	91
Mifflin	50	198	248	178	44	222	3	3	20	26
Perry	35	113	148	90	29	119	2	1	26	29
Pike	108	129	237	97	33	130	5	4	98	107
Somerset	46	227	273	185	46	231	9	3	30	42
Susquehanna	102	167	269	100	61	161	10	2	96	108
Tioga	43	90	133	71	23	94	0	1	38	39
Venango	93	265	358	224	38	262	13	5	78	96
Warren	49	161	210	117	47	164	4	4	38	46
Wayne	101	197	298	140	58	198	9	3	88	100
<u>7th Class Counties</u>										
Juniata	15	62	77	62	4	66	1	0	10	11
Snyder	43	154	197	133	13	146	5	5	41	51
Union	28	80	108	55	22	77	3	3	25	31
Wyoming	40	162	202	142	13	155	5	2	40	47
<u>8th Class Counties</u>										
Cameron	6	23	29	17	5	22	1	0	6	7
Forest	3	23	26	17	7	24	1	0	1	2
Fulton	9	61	70	36	17	53	4	2	11	17
Montour	30	66	96	52	13	65	3	2	26	31
Potter	22	64	86	45	12	57	2	3	24	29
Sullivan	8	13	21	10	2	12	1	2	6	9

Magisterial District Judge - 2018 Criminal Post-Dispositional Arrests Warrants

	Pending from Prior Period	Total Issued	Total Warrants	Returned Served	Cancelled	Total Removed from Inventory	Pending:			Total Pending Warrants at Year End
							0-30 Days	31-60 Days	Over 60 Days	
<u>2nd Class County</u>										
Allegheny	86	153	239	44	138	182	0	0	57	57
<u>2A Class Counties</u>										
Bucks	5	3	8	2	1	3	0	0	5	5
Delaware	70	13	83	3	15	18	0	0	65	65
Montgomery	270	17	287	8	17	25	0	2	260	262
<u>3rd Class Counties</u>										
Berks	24	9	33	8	2	10	0	0	23	23
Chester	389	8	397	5	6	11	0	0	386	386
Cumberland	8	8	16	3	6	9	0	0	7	7
Dauphin	341	26	367	12	20	32	0	0	335	335
Erie	38	4	42	1	5	6	0	0	36	36
Lackawanna	119	36	155	3	33	36	2	0	117	119
Lancaster	157	19	176	6	21	27	0	0	149	149
Lehigh	30	7	37	2	8	10	0	0	27	27
Luzerne	146	15	161	2	29	31	0	4	126	130
Northampton	46	12	58	8	9	17	0	0	41	41
Westmoreland	40	26	66	10	18	28	0	0	38	38
York	250	2	252	0	3	3	0	0	249	249
<u>4th Class Counties</u>										
Beaver	20	14	34	1	14	15	0	0	19	19
Butler	25	8	33	4	8	12	0	0	21	21
Cambria	0	5	5	1	4	5	0	0	0	0
Centre	0	0	0	0	0	0	0	0	0	0
Fayette	1	11	12	8	3	11	0	0	1	1
Franklin	4	0	4	0	0	0	0	0	4	4
Monroe	85	11	96	2	12	14	0	0	82	82
Schuylkill	4	5	9	3	2	5	0	0	4	4
Washington	47	3	50	1	7	8	0	0	42	42
<u>5th Class Counties</u>										
Adams	11	0	11	0	0	0	0	0	11	11
Blair	12	6	18	5	1	6	0	0	12	12
Lawrence	3	1	4	1	0	1	0	0	3	3
Lebanon	0	4	4	2	2	4	0	0	0	0
Lycoming	23	3	26	2	4	6	0	0	20	20
Mercer	23	6	29	5	10	15	0	0	14	14
Northumberland	46	3	49	4	1	5	0	0	44	44

Magisterial District Judge - 2018 Criminal Post-Dispositional Arrests Warrants

	Pending from Prior Period	Total Issued	Total Warrants	Returned Served	Cancelled	Total Removed from Inventory	Pending:			Total Pending Warrants at Year End
							0-30 Days	31-60 Days	Over 60 Days	
<u>6th Class Counties</u>										
Armstrong	7	4	11	0	4	4	0	0	7	7
Bedford	1	0	1	0	0	0	0	0	1	1
Bradford	4	1	5	0	2	2	1	0	2	3
Carbon	2	1	3	1	2	3	0	0	0	0
Clarion	4	0	4	0	0	0	0	0	4	4
Clearfield	31	3	34	1	4	5	0	0	29	29
Clinton	0	0	0	0	0	0	0	0	0	0
Columbia	1	2	3	1	1	2	0	0	1	1
Crawford	3	1	4	0	1	1	0	0	3	3
Elk	0	6	6	4	2	6	0	0	0	0
Greene	1	0	1	0	0	0	0	0	1	1
Huntingdon	1	0	1	0	0	0	0	0	1	1
Indiana	1	0	1	0	0	0	0	0	1	1
Jefferson	1	0	1	0	0	0	0	0	1	1
McKean	3	0	3	0	0	0	0	0	3	3
Mifflin	0	3	3	3	0	3	0	0	0	0
Perry	0	0	0	0	0	0	0	0	0	0
Pike	12	1	13	1	0	1	0	0	12	12
Somerset	1	3	4	1	1	2	0	0	2	2
Susquehanna	8	1	9	1	0	1	0	0	8	8
Tioga	4	1	5	0	1	1	0	0	4	4
Venango	24	0	24	0	1	1	0	0	23	23
Warren	1	2	3	0	2	2	0	0	1	1
Wayne	28	4	32	1	6	7	0	0	25	25
<u>7th Class Counties</u>										
Juniata	0	0	0	0	0	0	0	0	0	0
Snyder	5	3	8	1	2	3	0	1	4	5
Union	16	1	17	3	1	4	0	0	13	13
Wyoming	0	1	1	0	1	1	0	0	0	0
<u>8th Class Counties</u>										
Cameron	0	0	0	0	0	0	0	0	0	0
Forest	0	0	0	0	0	0	0	0	0	0
Fulton	2	0	2	0	0	0	0	0	2	2
Montour	0	0	0	0	0	0	0	0	0	0
Potter	0	2	2	0	2	2	0	0	0	0
Sullivan	1	1	2	0	1	1	0	0	1	1

Magisterial District Judge - 2018 Private Summary Complaints Pre-Dispositional Arrests Warrants

	Pending from Prior Period	Issued	Total Warrants	Returned Served	Cancelled	Total Removed from Inventory	Pending:			Total Pending Warrants at Year End
							0-30 Days	31-60 Days	Over 60 Days	
<u>2nd Class County</u>										
Allegheny	9,550	3,682	13,232	432	1,669	2,101	82	116	10,933	11,131
<u>2A Class Counties</u>										
Bucks	117	0	117	0	2	2	0	0	115	115
Delaware	2,067	111	2,178	62	58	120	3	1	2,054	2,058
Montgomery	1,233	28	1,261	7	28	35	3	3	1,220	1,226
<u>3rd Class Counties</u>										
Berks	643	338	981	162	236	398	12	15	556	583
Chester	36	9	45	4	16	20	1	0	24	25
Cumberland	683	124	807	26	236	262	2	1	542	545
Dauphin	11,431	125	11,556	80	2,958	3,038	1	11	8,506	8,518
Erie	1,864	420	2,284	165	1,179	1,344	11	8	921	940
Lackawanna	605	274	879	36	267	303	5	11	560	576
Lancaster	586	76	662	82	217	299	3	6	354	363
Lehigh	811	51	862	28	173	201	0	1	660	661
Luzerne	2,336	162	2,498	54	108	162	9	4	2,323	2,336
Northampton	109	78	187	57	31	88	1	8	90	99
Westmoreland	2,721	569	3,290	367	86	453	32	43	2,762	2,837
York	2,310	538	2,848	341	581	922	8	20	1,898	1,926
<u>4th Class Counties</u>										
Beaver	729	39	768	32	18	50	3	3	712	718
Butler	565	31	596	19	268	287	3	1	305	309
Cambria	484	58	542	34	244	278	1	1	262	264
Centre	12	14	26	9	7	16	0	0	10	10
Fayette	169	564	733	306	71	377	87	50	219	356
Franklin	408	127	535	118	47	165	5	1	364	370
Monroe	1,987	89	2,076	26	153	179	1	1	1,895	1,897
Schuylkill	99	3	102	1	2	3	0	0	99	99
Washington	1,003	55	1,058	32	48	80	5	1	972	978
<u>5th Class Counties</u>										
Adams	160	590	750	380	138	518	14	8	210	232
Blair	643	181	824	87	53	140	11	1	672	684
Lawrence	51	11	62	10	5	15	0	0	47	47
Lebanon	15	7	22	9	4	13	0	0	9	9
Lycoming	677	100	777	31	83	114	2	1	660	663
Mercer	213	157	370	74	45	119	6	7	238	251
Northumberland	555	253	808	147	151	298	6	4	500	510

Magisterial District Judge - 2018 Private Summary Complaints Pre-Dispositional Arrests Warrants

	Pending from Prior Period	Total Issued	Total Warrants	Returned Served	Cancelled	Total Removed from Inventory	Pending:			Total Pending Warrants at Year End
							0-30 Days	31-60 Days	Over 60 Days	
<u>6th Class Counties</u>										
Armstrong	69	40	109	27	53	80	4	4	21	29
Bedford	258	18	276	10	6	16	3	0	257	260
Bradford	41	48	89	40	11	51	0	0	38	38
Carbon	2	3	5	2	1	3	1	0	1	2
Clarion	112	36	148	13	18	31	2	1	114	117
Clearfield	610	29	639	23	4	27	1	1	610	612
Clinton	9	6	15	2	7	9	0	0	6	6
Columbia	77	115	192	3	122	125	4	5	58	67
Crawford	384	16	400	15	8	23	0	0	377	377
Elk	32	41	73	11	27	38	3	3	29	35
Greene	213	376	589	247	130	377	18	3	191	212
Huntingdon	6	8	14	6	2	8	0	1	5	6
Indiana	122	39	161	33	14	47	1	3	110	114
Jefferson	47	43	90	25	13	38	2	1	49	52
McKean	232	26	258	20	134	154	1	1	102	104
Mifflin	44	57	101	37	41	78	4	0	19	23
Perry	1,463	79	1,542	18	67	85	9	4	1,444	1,457
Pike	70	3	73	0	1	1	0	2	70	72
Somerset	42	3	45	3	0	3	0	0	42	42
Susquehanna	45	2	47	1	6	7	0	0	40	40
Tioga	5	2	7	0	1	1	0	0	6	6
Venango	37	75	112	46	22	68	2	0	42	44
Warren	55	12	67	4	6	10	0	0	57	57
Wayne	296	16	312	11	30	41	4	0	267	271
<u>7th Class Counties</u>										
Juniata	11	14	25	12	1	13	0	0	12	12
Snyder	95	12	107	19	2	21	3	0	83	86
Union	26	7	33	3	3	6	0	0	27	27
Wyoming	131	19	150	13	2	15	1	0	134	135
<u>8th Class Counties</u>										
Cameron	0	0	0	0	0	0	0	0	0	0
Forest	4	0	4	0	0	0	0	0	4	4
Fulton	11	2	13	2	1	3	0	0	10	10
Montour	94	9	103	9	5	14	0	0	89	89
Potter	0	0	0	0	0	0	0	0	0	0
Sullivan	3	0	3	0	0	0	0	0	3	3

Magisterial District Judge - 2018 Private Summary Complaints Post-Dispositional Arrests Warrants

	Pending from Prior Period	Issued	Total Warrants	Returned Served	Cancelled	Total Removed from Inventory	Pending:			Total Pending Warrants at Year End
							0-30 Days	31-60 Days	Over 60 Days	
<u>2nd Class County</u>										
Allegheny	16,689	3,889	20,578	1,134	2,311	3,445	104	177	16,852	17,133
<u>2A Class Counties</u>										
Bucks	385	6	391	7	6	13	0	0	378	378
Delaware	5,185	295	5,480	125	84	209	14	16	5,241	5,271
Montgomery	2,217	225	2,442	36	93	129	21	52	2,240	2,313
<u>3rd Class Counties</u>										
Berks	1,823	361	2,184	141	204	345	14	16	1,809	1,839
Chester	99	118	217	88	37	125	0	0	92	92
Cumberland	696	542	1,238	87	411	498	54	13	673	740
Dauphin	4,756	635	5,391	298	584	882	16	26	4,467	4,509
Erie	2,155	1,257	3,412	563	1,087	1,650	43	35	1,684	1,762
Lackawanna	1,889	1,073	2,962	73	964	1,037	6	25	1,894	1,925
Lancaster	1,677	266	1,943	214	109	323	19	7	1,594	1,620
Lehigh	1,121	195	1,316	65	155	220	0	1	1,095	1,096
Luzerne	6,677	605	7,282	159	428	587	66	89	6,540	6,695
Northampton	1,740	206	1,946	150	28	178	2	43	1,723	1,768
Westmoreland	2,415	657	3,072	452	66	518	32	14	2,508	2,554
York	2,973	2,886	5,859	1,433	1,441	2,874	128	119	2,738	2,985
<u>4th Class Counties</u>										
Beaver	916	197	1,113	129	48	177	10	4	922	936
Butler	329	124	453	38	199	237	0	0	216	216
Cambria	786	228	1,014	144	409	553	5	14	442	461
Centre	41	26	67	8	20	28	0	1	38	39
Fayette	603	750	1,353	647	182	829	34	24	466	524
Franklin	268	371	639	296	37	333	14	10	282	306
Monroe	641	62	703	24	33	57	1	0	645	646
Schuylkill	125	7	132	1	9	10	0	0	122	122
Washington	2,213	205	2,418	112	71	183	12	8	2,215	2,235
<u>5th Class Counties</u>										
Adams	431	585	1,016	344	207	551	15	5	445	465
Blair	394	346	740	204	96	300	21	28	391	440
Lawrence	91	33	124	8	12	20	0	1	103	104
Lebanon	37	86	123	60	27	87	1	0	35	36
Lycoming	535	149	684	33	137	170	11	1	502	514
Mercer	493	368	861	219	103	322	17	16	506	539
Northumberland	598	250	848	87	130	217	17	1	613	631

Magisterial District Judge - 2018 Private Summary Complaints Post-Dispositional Arrests Warrants

	Pending from Prior Period	Total Issued	Total Warrants	Returned Served	Cancelled	Total Removed from Inventory	Pending:			Total Pending Warrants at Year End
							0-30 Days	31-60 Days	Over 60 Days	
<u>6th Class Counties</u>										
Armstrong	115	92	207	53	69	122	7	5	73	85
Bedford	161	41	202	15	39	54	0	0	148	148
Bradford	104	228	332	193	41	234	2	5	91	98
Carbon	28	23	51	5	7	12	6	1	32	39
Clarion	26	55	81	14	36	50	1	1	29	31
Clearfield	368	85	453	69	26	95	3	4	351	358
Clinton	1	3	4	1	2	3	0	0	1	1
Columbia	187	266	453	23	241	264	7	26	156	189
Crawford	267	20	287	13	14	27	1	0	259	260
Elk	33	50	83	29	26	55	4	2	22	28
Greene	208	526	734	306	201	507	6	4	217	227
Huntingdon	6	15	21	11	4	15	0	1	5	6
Indiana	55	39	94	21	24	45	3	1	45	49
Jefferson	75	97	172	60	49	109	10	0	53	63
McKean	384	236	620	97	129	226	9	13	372	394
Mifflin	32	16	48	15	25	40	0	1	7	8
Perry	124	75	199	35	25	60	14	0	125	139
Pike	104	20	124	5	12	17	0	3	104	107
Somerset	89	37	126	30	14	44	1	1	80	82
Susquehanna	156	5	161	0	1	1	2	0	158	160
Tioga	126	39	165	4	29	33	2	3	127	132
Venango	531	383	914	238	117	355	5	30	524	559
Warren	88	9	97	6	6	12	1	0	84	85
Wayne	695	102	797	38	67	105	7	4	681	692
<u>7th Class Counties</u>										
Juniata	1	12	13	9	0	9	1	0	3	4
Snyder	194	296	490	173	77	250	9	12	219	240
Union	61	35	96	12	24	36	0	0	60	60
Wyoming	98	13	111	12	2	14	1	0	96	97
<u>8th Class Counties</u>										
Cameron	15	2	17	0	1	1	0	0	16	16
Forest	7	1	8	0	1	1	0	0	7	7
Fulton	26	19	45	8	12	20	1	0	24	25
Montour	34	17	51	9	4	13	1	0	37	38
Potter	9	5	14	0	5	5	0	0	9	9
Sullivan	4	0	4	0	0	0	0	0	4	4

Magisterial District Judge - 2018 Private Criminal Complaints Pre-Dispositional Arrests Warrants

	Pending from Prior Period	Total Issued	Total Warrants	Returned Served	Cancelled	Total Removed from Inventory	Pending:			Total Pending Warrants at Year End
							0-30 Days	31-60 Days	Over 60 Days	
<u>2nd Class County</u>										
Allegheny	397	217	614	143	160	303	14	9	288	311
<u>2A Class Counties</u>										
Bucks	9	0	9	0	1	1	0	0	8	8
Delaware	762	20	782	7	21	28	2	0	752	754
Montgomery	11	5	16	1	5	6	0	0	10	10
<u>3rd Class Counties</u>										
Berks	11	1	12	2	2	4	0	0	8	8
Chester	28	6	34	8	2	10	1	0	23	24
Cumberland	7	5	12	0	1	1	0	0	11	11
Dauphin	674	13	687	12	14	26	0	0	661	661
Erie	111	55	166	33	52	85	5	3	73	81
Lackawanna	305	76	381	15	56	71	1	1	308	310
Lancaster	330	57	387	21	37	58	3	1	325	329
Lehigh	490	4	494	6	28	34	0	0	460	460
Luzerne	351	28	379	14	16	30	1	5	343	349
Northampton	66	36	102	21	21	42	0	0	60	60
Westmoreland	598	247	845	182	20	202	10	17	616	643
York	115	1	116	1	4	5	0	1	110	111
<u>4th Class Counties</u>										
Beaver	60	5	65	5	2	7	0	0	58	58
Butler	38	2	40	1	12	13	0	0	27	27
Cambria	33	8	41	1	6	7	1	0	33	34
Centre	2	0	2	0	1	1	0	0	1	1
Fayette	40	4	44	1	0	1	0	0	43	43
Franklin	52	8	60	9	0	9	0	0	51	51
Monroe	303	0	303	0	2	2	0	0	301	301
Schuylkill	22	1	23	0	1	1	0	0	22	22
Washington	173	3	176	2	0	2	0	0	174	174
<u>5th Class Counties</u>										
Adams	83	3	86	3	1	4	1	0	81	82
Blair	256	12	268	2	62	64	1	0	203	204
Lawrence	3	0	3	0	0	0	0	0	3	3
Lebanon	1	0	1	1	0	1	0	0	0	0
Lycoming	40	2	42	2	0	2	0	0	40	40
Mercer	10	2	12	2	3	5	0	0	7	7
Northumberland	2	2	4	2	0	2	0	0	2	2

Magisterial District Judge - 2018 Private Criminal Complaints Pre-Dispositional Arrests Warrants

	Pending from Prior Period	Total Issued	Total Warrants	Returned Served	Cancelled	Total Removed from Inventory	Pending:			Total Pending Warrants at Year End
							0-30 Days	31-60 Days	Over 60 Days	
<u>6th Class Counties</u>										
Armstrong	5	0	5	0	2	2	0	0	3	3
Bedford	20	4	24	1	4	5	0	0	19	19
Bradford	59	0	59	1	0	1	0	0	58	58
Carbon	0	0	0	0	0	0	0	0	0	0
Clarion	1	4	5	0	3	3	0	0	2	2
Clearfield	188	10	198	5	4	9	1	0	188	189
Clinton	0	0	0	0	0	0	0	0	0	0
Columbia	8	0	8	0	1	1	0	0	7	7
Crawford	8	0	8	0	0	0	0	0	8	8
Elk	0	0	0	0	0	0	0	0	0	0
Greene	5	5	10	3	0	3	0	0	7	7
Huntingdon	0	0	0	0	0	0	0	0	0	0
Indiana	1	0	1	0	0	0	0	0	1	1
Jefferson	7	15	22	13	0	13	1	1	7	9
McKean	54	11	65	1	14	15	0	1	49	50
Mifflin	16	2	18	0	15	15	0	0	3	3
Perry	0	0	0	0	0	0	0	0	0	0
Pike	16	0	16	0	0	0	0	0	16	16
Somerset	4	0	4	0	1	1	0	0	3	3
Susquehanna	0	0	0	0	0	0	0	0	0	0
Tioga	0	0	0	0	0	0	0	0	0	0
Venango	0	0	0	0	0	0	0	0	0	0
Warren	1	0	1	0	0	0	0	0	1	1
Wayne	73	9	82	3	5	8	0	0	74	74
<u>7th Class Counties</u>										
Juniata	3	5	8	5	0	5	0	0	3	3
Snyder	3	0	3	0	0	0	0	0	3	3
Union	13	0	13	0	0	0	0	0	13	13
Wyoming	8	0	8	0	0	0	0	0	8	8
<u>8th Class Counties</u>										
Cameron	2	0	2	0	0	0	0	0	2	2
Forest	0	0	0	0	0	0	0	0	0	0
Fulton	2	0	2	0	0	0	0	0	2	2
Montour	4	3	7	1	0	1	0	0	6	6
Potter	0	0	0	0	0	0	0	0	0	0
Sullivan	0	0	0	0	0	0	0	0	0	0

Magisterial District Judge - 2018 Private Criminal Complaints Post-Dispositional Arrests Warrants

	Pending from Prior Period	Total Issued	Total Warrants	Returned Served	Cancelled	Total Removed from Inventory	Pending:			Total Pending Warrants at Year End
							0-30 Days	31-60 Days	Over 60 Days	
<u>2nd Class County</u>										
Allegheny	36	11	47	2	16	18	0	0	29	29
<u>2A Class Counties</u>										
Bucks	0	0	0	0	0	0	0	0	0	0
Delaware	14	0	14	0	0	0	0	0	14	14
Montgomery	10	0	10	0	0	0	0	0	10	10
<u>3rd Class Counties</u>										
Berks	0	0	0	0	0	0	0	0	0	0
Chester	98	0	98	0	0	0	0	0	98	98
Cumberland	0	0	0	0	0	0	0	0	0	0
Dauphin	20	1	21	1	1	2	0	0	19	19
Erie	9	0	9	0	2	2	0	0	7	7
Lackawanna	8	1	9	0	1	1	0	0	8	8
Lancaster	2	0	2	0	1	1	0	0	1	1
Lehigh	2	0	2	0	0	0	0	0	2	2
Luzerne	50	1	51	1	1	2	0	0	49	49
Northampton	2	0	2	0	0	0	0	0	2	2
Westmoreland	42	2	44	1	1	2	0	0	42	42
York	46	0	46	0	0	0	0	0	46	46
<u>4th Class Counties</u>										
Beaver	2	0	2	0	0	0	0	0	2	2
Butler	12	3	15	0	13	13	0	0	2	2
Cambria	0	0	0	0	0	0	0	0	0	0
Centre	0	0	0	0	0	0	0	0	0	0
Fayette	8	0	8	0	0	0	0	0	8	8
Franklin	0	0	0	0	0	0	0	0	0	0
Monroe	5	0	5	0	0	0	0	0	5	5
Schuylkill	1	0	1	0	0	0	0	0	1	1
Washington	14	0	14	0	2	2	0	0	12	12
<u>5th Class Counties</u>										
Adams	5	0	5	0	0	0	0	0	5	5
Blair	0	0	0	0	0	0	0	0	0	0
Lawrence	0	0	0	0	0	0	0	0	0	0
Lebanon	0	0	0	0	0	0	0	0	0	0
Lycoming	0	0	0	0	0	0	0	0	0	0
Mercer	0	0	0	0	0	0	0	0	0	0
Northumberland	0	0	0	0	0	0	0	0	0	0

Magisterial District Judge - 2018 Private Criminal Complaints Post-Dispositional Arrests Warrants

	Pending from Prior Period	Total Issued	Total Warrants	Returned Served	Cancelled	Total Removed from Inventory	Pending:			Total Pending Warrants at Year End
							0-30 Days	31-60 Days	Over 60 Days	
<u>6th Class Counties</u>										
Armstrong	0	0	0	0	0	0	0	0	0	0
Bedford	0	0	0	0	0	0	0	0	0	0
Bradford	4	0	4	0	0	0	0	0	4	4
Carbon	0	0	0	0	0	0	0	0	0	0
Clarion	0	0	0	0	0	0	0	0	0	0
Clearfield	4	0	4	0	0	0	0	0	4	4
Clinton	0	0	0	0	0	0	0	0	0	0
Columbia	0	0	0	0	0	0	0	0	0	0
Crawford	0	0	0	0	0	0	0	0	0	0
Elk	0	0	0	0	0	0	0	0	0	0
Greene	4	0	4	0	1	1	0	0	3	3
Huntingdon	0	0	0	0	0	0	0	0	0	0
Indiana	0	0	0	0	0	0	0	0	0	0
Jefferson	0	0	0	0	0	0	0	0	0	0
McKean	0	0	0	0	0	0	0	0	0	0
Mifflin	1	0	1	0	1	1	0	0	0	0
Perry	0	0	0	0	0	0	0	0	0	0
Pike	1	0	1	0	0	0	0	0	1	1
Somerset	1	0	1	0	0	0	0	0	1	1
Susquehanna	0	0	0	0	0	0	0	0	0	0
Tioga	1	0	1	0	0	0	0	0	1	1
Venango	1	0	1	0	0	0	0	0	1	1
Warren	0	0	0	0	0	0	0	0	0	0
Wayne	4	0	4	0	0	0	0	0	4	4
<u>7th Class Counties</u>										
Juniata	0	0	0	0	0	0	0	0	0	0
Snyder	0	0	0	0	0	0	0	0	0	0
Union	0	0	0	0	0	0	0	0	0	0
Wyoming	3	0	3	0	0	0	0	0	3	3
<u>8th Class Counties</u>										
Cameron	0	0	0	0	0	0	0	0	0	0
Forest	0	0	0	0	0	0	0	0	0	0
Fulton	0	0	0	0	0	0	0	0	0	0
Montour	0	0	0	0	0	0	0	0	0	0
Potter	0	0	0	0	0	0	0	0	0	0
Sullivan	1	0	1	0	0	0	0	0	1	1

Magisterial District Judge - 2018 Traffic Pre-Dispositional Arrests Warrants

	Pending from Prior Period	Issued	Total Warrants	Returned Served	Cancelled	Total Removed from Inventory	Pending:			Total Pending Warrants at Year End
							0-30 Days	31-60 Days	Over 60 Days	
<u>2nd Class County</u>										
Allegheny	94,602	40,569	135,171	13,725	19,754	33,479	1,779	1,756	98,157	101,692
<u>2A Class Counties</u>										
Bucks	19,911	15,615	35,526	10,253	5,098	15,351	840	665	18,670	20,175
Delaware	81,906	39,100	121,006	18,298	17,408	35,706	2,629	1,827	80,844	85,300
Montgomery	93,298	42,799	136,097	10,800	28,713	39,513	2,053	2,507	92,024	96,584
<u>3rd Class Counties</u>										
Berks	13,212	13,527	26,739	9,968	3,102	13,070	656	726	12,287	13,669
Chester	16,493	17,095	33,588	10,232	5,649	15,881	1,160	844	15,703	17,707
Cumberland	6,683	10,232	16,915	1,352	8,712	10,064	439	240	6,172	6,851
Dauphin	93,190	25,937	119,127	7,118	13,546	20,664	2,302	1,256	94,905	98,463
Erie	4,787	6,142	10,929	2,532	3,086	5,618	288	349	4,674	5,311
Lackawanna	7,789	6,441	14,230	1,531	3,051	4,582	418	234	8,996	9,648
Lancaster	24,727	24,945	49,672	15,192	5,052	20,244	1,213	1,161	27,054	29,428
Lehigh	34,492	20,332	54,824	6,317	11,870	18,187	1,556	1,065	34,016	36,637
Luzerne	23,818	17,962	41,780	4,777	10,008	14,785	1,070	1,036	24,889	26,995
Northampton	11,987	12,216	24,203	6,887	3,452	10,339	669	526	12,669	13,864
Westmoreland	9,331	8,158	17,489	4,545	1,909	6,454	500	374	10,161	11,035
York	9,398	17,457	26,855	6,922	9,057	15,979	1,167	504	9,205	10,876
<u>4th Class Counties</u>										
Beaver	5,674	3,054	8,728	1,663	1,493	3,156	169	106	5,297	5,572
Butler	2,556	1,903	4,459	1,046	1,354	2,400	78	82	1,899	2,059
Cambria	1,048	1,507	2,555	673	953	1,626	72	53	804	929
Centre	2,370	3,452	5,822	873	2,400	3,273	145	108	2,296	2,549
Fayette	1,386	3,982	5,368	2,734	418	3,152	264	137	1,815	2,216
Franklin	1,601	2,543	4,144	1,577	713	2,290	97	76	1,681	1,854
Monroe	9,250	12,805	22,055	3,368	8,105	11,473	649	644	9,289	10,582
Schuylkill	3,927	4,073	8,000	1,373	1,911	3,284	264	198	4,254	4,716
Washington	8,233	7,172	15,405	3,388	2,695	6,083	372	287	8,663	9,322
<u>5th Class Counties</u>										
Adams	1,026	2,685	3,711	1,099	1,408	2,507	70	36	1,098	1,204
Blair	1,182	2,147	3,329	635	1,039	1,674	153	79	1,423	1,655
Lawrence	1,521	1,645	3,166	724	705	1,429	24	65	1,648	1,737
Lebanon	2,586	8,338	10,924	3,659	4,240	7,899	482	292	2,251	3,025
Lycoming	2,404	1,871	4,275	243	2,012	2,255	169	69	1,782	2,020
Mercer	1,264	1,687	2,951	796	810	1,606	92	73	1,180	1,345
Northumberland	3,127	4,266	7,393	729	2,429	3,158	188	194	3,853	4,235

Magisterial District Judge - 2018 Traffic Pre-Dispositional Arrests Warrants

	Pending from Prior Period	Issued	Total Warrants	Returned Served	Cancelled	Total Removed from Inventory	Pending:			Total Pending Warrants at Year End
							0-30 Days	31-60 Days	Over 60 Days	
<u>6th Class Counties</u>										
Armstrong	632	1,322	1,954	434	768	1,202	100	59	593	752
Bedford	3,034	2,687	5,721	121	2,895	3,016	134	76	2,495	2,705
Bradford	222	653	875	304	256	560	35	29	251	315
Carbon	2,288	3,394	5,682	1,461	1,409	2,870	268	167	2,377	2,812
Clarion	856	909	1,765	110	751	861	30	46	828	904
Clearfield	3,932	1,495	5,427	843	462	1,305	86	53	3,983	4,122
Clinton	1,503	2,239	3,742	100	2,086	2,186	119	59	1,378	1,556
Columbia	2,136	2,622	4,758	69	2,558	2,627	106	100	1,925	2,131
Crawford	628	1,094	1,722	609	506	1,115	50	26	531	607
Elk	207	582	789	38	543	581	15	9	184	208
Greene	1,607	1,772	3,379	655	864	1,519	109	47	1,704	1,860
Huntingdon	141	396	537	154	208	362	21	8	146	175
Indiana	930	1,221	2,151	526	665	1,191	77	39	844	960
Jefferson	502	819	1,321	407	354	761	32	22	506	560
McKean	422	686	1,108	292	382	674	36	15	383	434
Mifflin	270	458	728	273	288	561	31	7	129	167
Perry	471	897	1,368	443	474	917	57	35	359	451
Pike	1,080	1,767	2,847	115	1,490	1,605	126	38	1,078	1,242
Somerset	1,385	1,838	3,223	1,319	692	2,011	95	42	1,075	1,212
Susquehanna	1,090	805	1,895	29	563	592	20	55	1,228	1,303
Tioga	364	865	1,229	65	764	829	15	21	364	400
Venango	530	620	1,150	455	242	697	43	25	385	453
Warren	170	294	464	180	101	281	6	1	176	183
Wayne	281	562	843	242	283	525	35	24	259	318
<u>7th Class Counties</u>										
Juniata	183	286	469	125	131	256	3	4	206	213
Snyder	617	725	1,342	522	272	794	35	21	492	548
Union	389	547	936	179	259	438	19	30	449	498
Wyoming	337	361	698	265	44	309	27	19	343	389
<u>8th Class Counties</u>										
Cameron	38	154	192	6	146	152	9	1	30	40
Forest	73	48	121	45	32	77	0	0	44	44
Fulton	889	1,017	1,906	153	924	1,077	50	55	724	829
Montour	366	215	581	141	222	363	3	29	186	218
Potter	99	356	455	15	324	339	10	8	98	116
Sullivan	78	152	230	3	98	101	17	3	109	129

Magisterial District Judge - 2018 Traffic Post-Dispositional Arrests Warrants

	Pending from Prior Period	Issued	Total Warrants	Returned Served	Cancelled	Total Removed from Inventory	Pending:			Total Pending Warrants at Year End
							0-30 Days	31-60 Days	Over 60 Days	
<u>2nd Class County</u>										
Allegheny	55,824	33,763	89,587	12,743	17,647	30,390	1,483	1,553	56,161	59,197
<u>2A Class Counties</u>										
Bucks	32,373	16,738	49,111	12,348	3,228	15,576	944	650	31,941	33,535
Delaware	65,136	13,437	78,573	8,707	2,937	11,644	694	509	65,726	66,929
Montgomery	66,094	21,230	87,324	7,450	11,726	19,176	1,098	971	66,079	68,148
<u>3rd Class Counties</u>										
Berks	32,946	19,061	52,007	14,180	4,512	18,692	804	795	31,716	33,315
Chester	6,696	9,517	16,213	6,680	2,264	8,944	616	342	6,311	7,269
Cumberland	4,122	8,693	12,815	1,936	6,167	8,103	516	229	3,967	4,712
Dauphin	26,241	20,803	47,044	7,864	11,039	18,903	1,069	1,174	25,898	28,141
Erie	8,507	11,230	19,737	5,286	4,561	9,847	495	498	8,897	9,890
Lackawanna	11,233	7,061	18,294	1,701	4,149	5,850	328	216	11,900	12,444
Lancaster	34,479	24,264	58,743	16,872	4,462	21,334	1,893	953	34,563	37,409
Lehigh	30,603	15,204	45,807	6,854	5,929	12,783	927	490	31,607	33,024
Luzerne	25,024	15,438	40,462	5,334	7,957	13,291	981	800	25,390	27,171
Northampton	18,215	8,505	26,720	5,759	1,722	7,481	507	346	18,386	19,239
Westmoreland	9,156	8,296	17,452	6,345	1,017	7,362	532	402	9,156	10,090
York	12,112	22,233	34,345	9,184	12,042	21,226	1,357	692	11,070	13,119
<u>4th Class Counties</u>										
Beaver	5,630	3,786	9,416	2,592	1,081	3,673	232	133	5,378	5,743
Butler	1,767	1,864	3,631	941	1,138	2,079	84	77	1,391	1,552
Cambria	1,011	2,892	3,903	1,670	1,105	2,775	112	119	897	1,128
Centre	910	2,235	3,145	1,051	971	2,022	118	102	903	1,123
Fayette	3,440	6,323	9,763	5,061	1,158	6,219	296	253	2,995	3,544
Franklin	1,689	3,513	5,202	2,425	723	3,148	180	138	1,736	2,054
Monroe	8,497	5,572	14,069	1,752	3,228	4,980	359	290	8,440	9,089
Schuylkill	4,070	2,793	6,863	1,173	1,147	2,320	56	98	4,389	4,543
Washington	10,199	6,962	17,161	3,377	2,860	6,237	508	257	10,159	10,924
<u>5th Class Counties</u>										
Adams	1,493	2,700	4,193	1,384	1,173	2,557	83	46	1,507	1,636
Blair	1,653	5,871	7,524	2,501	2,585	5,086	317	248	1,873	2,438
Lawrence	1,614	1,768	3,382	803	635	1,438	11	64	1,869	1,944
Lebanon	2,738	8,659	11,397	4,300	4,012	8,312	410	282	2,393	3,085
Lycoming	4,492	4,114	8,606	650	3,473	4,123	330	138	4,015	4,483
Mercer	2,007	2,941	4,948	1,588	1,107	2,695	132	130	1,991	2,253
Northumberland	3,632	3,844	7,476	675	2,388	3,063	136	155	4,122	4,413

Magisterial District Judge - 2018 Traffic Post-Dispositional Arrests Warrants

	Pending from Prior Period	Issued	Total Warrants	Returned Served	Cancelled	Total Removed from Inventory	Pending:			Total Pending Warrants at Year End
							0-30 Days	31-60 Days	Over 60 Days	
<u>6th Class Counties</u>										
Armstrong	697	1,259	1,956	648	623	1,271	74	81	530	685
Bedford	2,673	1,150	3,823	207	795	1,002	63	43	2,715	2,821
Bradford	392	1,346	1,738	810	427	1,237	47	65	389	501
Carbon	2,047	2,313	4,360	1,156	953	2,109	209	103	1,939	2,251
Clarion	299	601	900	138	551	689	23	22	166	211
Clearfield	2,231	2,007	4,238	1,079	758	1,837	69	69	2,263	2,401
Clinton	137	680	817	160	524	684	34	10	89	133
Columbia	1,654	1,980	3,634	144	1,755	1,899	111	93	1,531	1,735
Crawford	1,148	1,325	2,473	891	390	1,281	58	56	1,078	1,192
Elk	434	1,049	1,483	113	873	986	41	31	425	497
Greene	1,279	1,572	2,851	711	773	1,484	106	84	1,177	1,367
Huntingdon	257	502	759	246	248	494	38	19	208	265
Indiana	761	1,134	1,895	471	653	1,124	84	53	634	771
Jefferson	460	905	1,365	478	363	841	56	49	419	524
McKean	1,496	2,236	3,732	896	1,215	2,111	93	98	1,430	1,621
Mifflin	207	483	690	299	233	532	13	14	131	158
Perry	419	726	1,145	383	257	640	36	28	441	505
Pike	1,692	1,151	2,843	171	738	909	90	36	1,808	1,934
Somerset	1,082	1,049	2,131	790	295	1,085	46	20	980	1,046
Susquehanna	1,508	505	2,013	92	300	392	12	24	1,585	1,621
Tioga	567	786	1,353	67	669	736	38	28	551	617
Venango	1,431	2,389	3,820	1,687	586	2,273	100	118	1,329	1,547
Warren	455	498	953	226	278	504	4	8	437	449
Wayne	1,164	680	1,844	263	567	830	31	10	973	1,014
<u>7th Class Counties</u>										
Juniata	74	212	286	105	44	149	2	31	104	137
Snyder	1,233	2,213	3,446	1,449	644	2,093	62	116	1,175	1,353
Union	642	754	1,396	294	334	628	23	42	703	768
Wyoming	434	473	907	401	60	461	16	5	425	446
<u>8th Class Counties</u>										
Cameron	148	260	408	2	197	199	0	0	209	209
Forest	114	32	146	45	6	51	0	0	95	95
Fulton	383	341	724	143	220	363	15	9	337	361
Montour	554	465	1,019	284	155	439	37	19	524	580
Potter	290	447	737	13	383	396	28	23	290	341
Sullivan	173	60	233	29	28	57	6	0	170	176

Magisterial District Judge - 2018 Non-Traffic Pre-Dispositional Arrests Warrants

	Pending from Prior Period	Issued	Total Warrants	Returned Served	Cancelled	Total Removed from Inventory	Pending:			Total Pending Warrants at Year End
							0-30 Days	31-60 Days	Over 60 Days	
<u>2nd Class County</u>										
Allegheny	32,614	9,141	41,755	2,384	5,734	8,118	449	364	32,824	33,637
<u>2A Class Counties</u>										
Bucks	6,168	2,003	8,171	1,248	609	1,857	102	80	6,132	6,314
Delaware	63,215	7,344	70,559	2,851	2,536	5,387	380	471	64,321	65,172
Montgomery	34,579	5,077	39,656	955	3,418	4,373	230	288	34,765	35,283
<u>3rd Class Counties</u>										
Berks	20,171	5,128	25,299	5,025	8,578	13,603	267	261	11,168	11,696
Chester	2,607	1,677	4,284	995	712	1,707	85	73	2,419	2,577
Cumberland	2,628	1,346	3,974	237	1,595	1,832	74	40	2,028	2,142
Dauphin	17,581	3,864	21,445	1,376	2,372	3,748	204	234	17,259	17,697
Erie	2,778	2,340	5,118	893	1,926	2,819	172	117	2,010	2,299
Lackawanna	2,503	1,255	3,758	218	643	861	43	95	2,759	2,897
Lancaster	5,713	3,812	9,525	2,560	1,075	3,635	213	120	5,557	5,890
Lehigh	9,057	2,279	11,336	748	1,992	2,740	98	102	8,396	8,596
Luzerne	10,925	3,969	14,894	925	2,837	3,762	194	215	10,723	11,132
Northampton	1,671	1,784	3,455	970	623	1,593	80	93	1,689	1,862
Westmoreland	2,992	1,300	4,292	798	199	997	68	55	3,172	3,295
York	4,887	3,286	8,173	1,367	1,832	3,199	196	109	4,669	4,974
<u>4th Class Counties</u>										
Beaver	2,024	838	2,862	451	266	717	50	41	2,054	2,145
Butler	1,384	294	1,678	181	584	765	16	12	885	913
Cambria	924	465	1,389	241	526	767	24	31	567	622
Centre	356	512	868	88	413	501	29	30	308	367
Fayette	1,901	1,850	3,751	972	513	1,485	92	95	2,079	2,266
Franklin	780	423	1,203	292	257	549	23	18	613	654
Monroe	3,134	1,057	4,191	248	830	1,078	36	47	3,030	3,113
Schuylkill	3,609	1,577	5,186	527	922	1,449	104	101	3,532	3,737
Washington	3,944	2,540	6,484	871	1,269	2,140	116	215	4,013	4,344
<u>5th Class Counties</u>										
Adams	96	169	265	113	42	155	3	1	106	110
Blair	1,256	598	1,854	244	318	562	39	9	1,244	1,292
Lawrence	816	404	1,220	288	253	541	8	15	656	679
Lebanon	996	2,026	3,022	771	1,343	2,114	119	57	732	908
Lycoming	2,379	503	2,882	78	410	488	57	29	2,308	2,394
Mercer	454	464	918	226	133	359	20	26	513	559
Northumberland	2,643	1,451	4,094	193	828	1,021	44	111	2,918	3,073

Magisterial District Judge - 2018 Non-Traffic Pre-Dispositional Arrests Warrants

	Pending from Prior Period	Issued	Total Warrants	Returned Served	Cancelled	Total Removed from Inventory	Pending:			Total Pending Warrants at Year End
							0-30 Days	31-60 Days	Over 60 Days	
<u>6th Class Counties</u>										
Armstrong	382	415	797	148	292	440	24	15	318	357
Bedford	161	161	322	48	72	120	11	7	184	202
Bradford	152	155	307	87	68	155	6	14	132	152
Carbon	481	558	1,039	191	291	482	53	33	471	557
Clarion	130	68	198	34	33	67	1	3	127	131
Clearfield	628	377	1,005	320	75	395	8	14	588	610
Clinton	75	187	262	25	161	186	4	7	65	76
Columbia	470	436	906	52	500	552	8	25	321	354
Crawford	218	314	532	180	141	321	16	10	185	211
Elk	48	72	120	14	59	73	3	2	42	47
Greene	300	318	618	137	161	298	15	9	296	320
Huntingdon	224	137	361	66	121	187	4	7	163	174
Indiana	419	360	779	189	111	300	32	30	417	479
Jefferson	62	103	165	61	37	98	8	1	58	67
McKean	232	179	411	71	107	178	12	12	209	233
Mifflin	88	132	220	95	85	180	8	0	32	40
Perry	451	974	1,425	133	872	1,005	13	23	384	420
Pike	352	184	536	30	131	161	7	7	361	375
Somerset	128	164	292	69	56	125	7	11	149	167
Susquehanna	123	77	200	5	76	81	0	2	117	119
Tioga	63	85	148	15	57	72	4	3	69	76
Venango	136	296	432	195	82	277	13	12	130	155
Warren	65	80	145	37	19	56	0	3	86	89
Wayne	307	198	505	44	235	279	14	3	209	226
<u>7th Class Counties</u>										
Juniata	99	42	141	50	20	70	0	2	69	71
Snyder	155	115	270	77	42	119	10	3	138	151
Union	205	153	358	52	65	117	3	10	228	241
Wyoming	79	42	121	36	11	47	1	3	70	74
<u>8th Class Counties</u>										
Cameron	18	21	39	1	13	14	2	1	22	25
Forest	52	2	54	0	1	1	0	0	53	53
Fulton	29	32	61	17	14	31	1	3	26	30
Montour	108	34	142	20	30	50	3	5	84	92
Potter	39	34	73	4	28	32	3	3	35	41
Sullivan	32	26	58	1	19	20	1	2	35	38

Magisterial District Judge - 2018 Non-Traffic Post-Dispositional Arrests Warrants

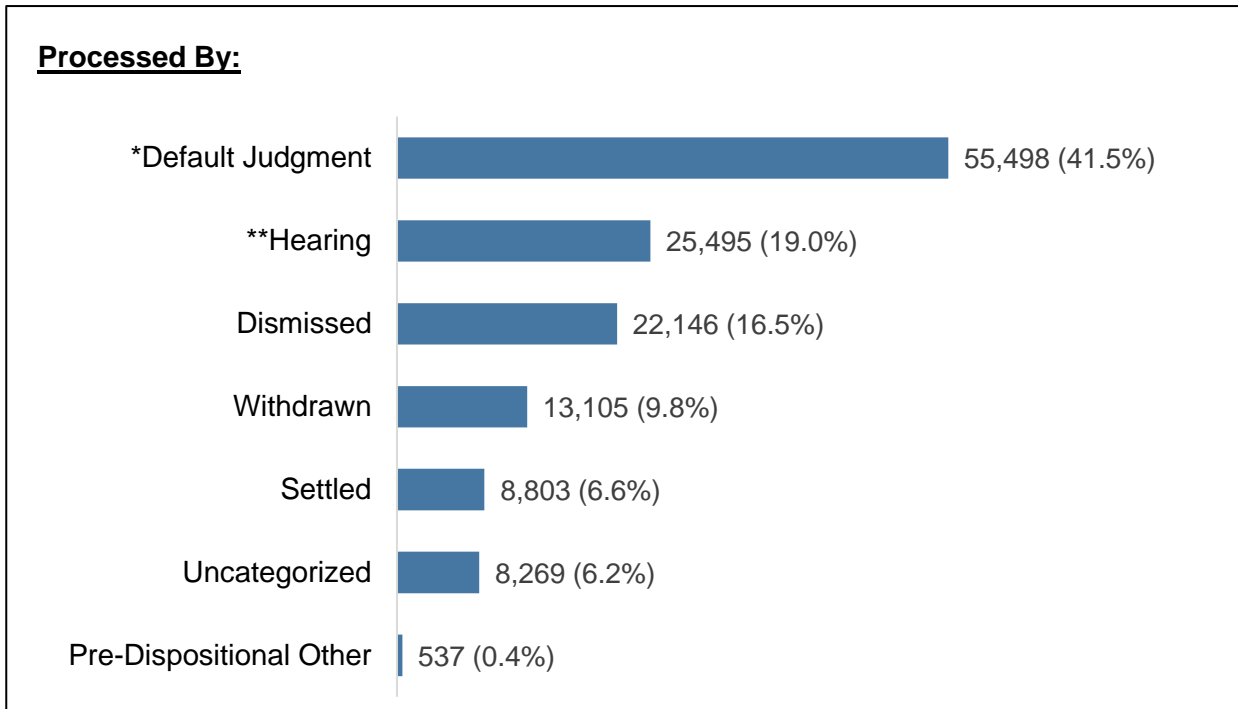
	Pending from Prior Period	Issued	Total Warrants	Returned Served	Cancelled	Total Removed from Inventory	Pending:			Total Pending Warrants at Year End
							0-30 Days	31-60 Days	Over 60 Days	
<u>2nd Class County</u>										
Allegheny	58,884	16,798	75,682	5,480	10,757	16,237	781	1,021	57,643	59,445
<u>2A Class Counties</u>										
Bucks	9,427	2,885	12,312	2,057	646	2,703	161	129	9,319	9,609
Delaware	32,640	4,401	37,041	2,015	1,527	3,542	290	200	33,009	33,499
Montgomery	27,653	4,855	32,508	1,402	2,933	4,335	212	222	27,739	28,173
<u>3rd Class Counties</u>										
Berks	13,480	8,266	21,746	6,744	996	7,740	296	285	13,425	14,006
Chester	1,960	2,182	4,142	1,510	639	2,149	130	79	1,784	1,993
Cumberland	1,531	1,778	3,309	340	1,515	1,855	84	47	1,323	1,454
Dauphin	12,172	4,741	16,913	2,097	2,809	4,906	276	259	11,472	12,007
Erie	8,637	5,219	13,856	2,367	3,361	5,728	283	226	7,619	8,128
Lackawanna	8,136	2,378	10,514	405	1,675	2,080	113	67	8,254	8,434
Lancaster	12,978	5,319	18,297	3,795	1,057	4,852	417	225	12,803	13,445
Lehigh	11,425	2,935	14,360	1,218	1,205	2,423	168	78	11,691	11,937
Luzerne	17,246	4,351	21,597	1,207	3,300	4,507	346	167	16,577	17,090
Northampton	5,318	1,410	6,728	817	468	1,285	60	74	5,309	5,443
Westmoreland	3,329	1,956	5,285	1,339	256	1,595	149	65	3,476	3,690
York	4,614	5,814	10,428	3,084	2,664	5,748	254	146	4,280	4,680
<u>4th Class Counties</u>										
Beaver	3,253	1,955	5,208	1,287	514	1,801	119	96	3,192	3,407
Butler	1,263	718	1,981	385	568	953	37	21	970	1,028
Cambria	882	1,137	2,019	598	673	1,271	61	40	647	748
Centre	281	472	753	148	276	424	32	15	282	329
Fayette	1,659	1,465	3,124	1,289	671	1,960	64	52	1,048	1,164
Franklin	679	929	1,608	598	177	775	38	42	753	833
Monroe	2,479	954	3,433	199	677	876	62	25	2,470	2,557
Schuylkill	3,156	1,336	4,492	467	712	1,179	38	29	3,246	3,313
Washington	6,974	2,894	9,868	1,331	1,090	2,421	212	148	7,087	7,447
<u>5th Class Counties</u>										
Adams	593	420	1,013	241	136	377	7	7	622	636
Blair	1,494	2,102	3,596	1,023	890	1,913	136	101	1,446	1,683
Lawrence	1,250	669	1,919	330	228	558	8	19	1,334	1,361
Lebanon	1,627	3,894	5,521	1,683	2,198	3,881	198	155	1,287	1,640
Lycoming	3,756	1,098	4,854	188	974	1,162	56	41	3,595	3,692
Mercer	770	750	1,520	410	269	679	40	25	776	841
Northumberland	2,646	1,138	3,784	186	740	926	71	63	2,724	2,858

Magisterial District Judge - 2018 Non-Traffic Post-Dispositional Arrests Warrants

	Pending from Prior Period	Issued	Total Warrants	Returned Served	Cancelled	Total Removed from Inventory	Pending:			Total Pending Warrants at Year End
							0-30 Days	31-60 Days	Over 60 Days	
<u>6th Class Counties</u>										
Armstrong	454	649	1,103	320	358	678	19	37	369	425
Bedford	341	247	588	116	113	229	16	10	333	359
Bradford	276	511	787	353	145	498	18	23	248	289
Carbon	898	669	1,567	337	253	590	114	33	830	977
Clarion	60	106	166	31	76	107	4	9	46	59
Clearfield	912	795	1,707	587	176	763	46	27	871	944
Clinton	60	175	235	52	137	189	8	0	38	46
Columbia	643	822	1,465	94	722	816	25	40	584	649
Crawford	365	362	727	207	155	362	34	15	316	365
Elk	121	207	328	20	159	179	20	4	125	149
Greene	408	388	796	188	217	405	15	16	360	391
Huntingdon	189	218	407	165	83	248	11	9	139	159
Indiana	418	373	791	201	158	359	37	9	386	432
Jefferson	123	168	291	84	88	172	8	4	107	119
McKean	897	839	1,736	305	506	811	27	30	868	925
Mifflin	208	295	503	187	206	393	10	10	90	110
Perry	136	398	534	139	181	320	23	33	158	214
Pike	979	229	1,208	37	165	202	16	6	984	1,006
Somerset	432	385	817	231	139	370	32	21	394	447
Susquehanna	506	99	605	11	50	61	4	7	533	544
Tioga	346	243	589	21	202	223	15	12	339	366
Venango	725	681	1,406	418	232	650	13	60	683	756
Warren	277	131	408	49	74	123	1	5	279	285
Wayne	737	251	988	83	245	328	12	5	643	660
<u>7th Class Counties</u>										
Juniata	25	73	98	47	14	61	0	1	36	37
Snyder	413	620	1,033	363	237	600	11	37	385	433
Union	237	218	455	96	80	176	14	18	247	279
Wyoming	135	71	206	50	13	63	2	9	132	143
<u>8th Class Counties</u>										
Cameron	94	96	190	1	59	60	0	0	130	130
Forest	50	5	55	5	0	5	0	0	50	50
Fulton	57	75	132	36	27	63	3	1	65	69
Montour	192	153	345	94	40	134	8	10	193	211
Potter	147	140	287	7	106	113	8	8	158	174
Sullivan	40	19	59	7	5	12	0	2	45	47

2018 Magisterial District Judge State Totals Civil

Cases Pending 1/1/18	42,932	Age of Pending Cases		
New Cases Filed	127,973	0-60 Days	16,096	43.4%
Bankruptcy Status Change	7	61-120 Days	4,949	13.4%
Cases Available for Processing	170,912	121-180 Days	1,864	5.0%
Cases Processed and Inactive	133,853	181-240 Days	1,019	2.7%
		241-300 Days	758	2.0%
		301-360 Days	478	1.3%
		Over 360 Days	11,895	32.1%
Cases Pending 12/31/18	37,059	Total	37,059	



* Default Judgment Plaintiff	54,911	(98.9%)
Default Judgment Defendant	587	(1.1%)
** Hearing for Plaintiff	19,841	(77.8%)
Hearing for Defendant	5,654	(22.2%)

For the most recent data, visit the AOPC website at <http://www.pacourts.us/news-and-statistics/research-and-statistics/dashboard-table-of-contents/magisterial-district-courts-statewide-dashboard>

Magisterial District Judge - 2018 Civil Available for Processing

	Cases Pending 1/1/18	New Cases Filed	Bankruptcy Status Change	Cases Available for Processing	Cases Processed	Cases Pending 12/31/18
<u>2nd Class County</u>						
Allegheny	5,169	16,163	1	21,333	16,853	4,480
<u>2A Class Counties</u>						
Bucks	1,335	7,045	0	8,380	7,112	1,268
Delaware	2,875	6,359	0	9,234	6,439	2,795
Montgomery	3,865	8,104	0	11,969	8,470	3,499
<u>3rd Class Counties</u>						
Berks	1,366	4,645	0	6,011	4,739	1,272
Chester	1,067	3,864	0	4,931	4,025	906
Cumberland	673	2,574	0	3,247	2,724	523
Dauphin	1,311	4,139	0	5,450	4,211	1,239
Erie	899	3,044	0	3,943	3,173	770
Lackawanna	1,114	3,066	0	4,180	3,107	1,073
Lancaster	1,235	3,954	0	5,189	4,088	1,101
Lehigh	1,089	4,339	0	5,428	4,557	871
Luzerne	1,902	5,225	0	7,127	5,381	1,746
Northampton	1,010	3,298	0	4,308	3,361	947
Westmoreland	1,794	4,120	0	5,914	4,489	1,425
York	1,274	5,456	1	6,731	5,664	1,067
<u>4th Class Counties</u>						
Beaver	1,170	1,880	2	3,052	1,877	1,175
Butler	592	2,027	0	2,619	2,003	616
Cambria	300	1,324	1	1,625	1,379	246
Centre	231	800	1	1,032	848	184
Fayette	361	1,718	0	2,079	1,777	302
Franklin	1,949	1,585	0	3,534	3,180	354
Monroe	958	3,306	1	4,265	3,332	933
Schuylkill	464	1,850	0	2,314	1,950	364
Washington	734	2,579	0	3,313	2,668	645
<u>5th Class Counties</u>						
Adams	194	986	0	1,180	926	254
Blair	407	1,603	0	2,010	1,714	296
Lawrence	242	918	0	1,160	983	177
Lebanon	552	1,343	0	1,895	1,409	486
Lycoming	394	1,579	0	1,973	1,684	289
Mercer	301	1,136	0	1,437	1,185	252
Northumberland	488	992	0	1,480	959	521

Magisterial District Judge - 2018 Civil Available for Processing

	Cases Pending 1/1/18	New Cases Filed	Bankruptcy Status Change	Cases Available for Processing	Cases Processed	Cases Pending 12/31/18
<u>6th Class Counties</u>						
Armstrong	178	643	0	821	706	115
Bedford	195	411	0	606	422	184
Bradford	164	1,152	0	1,316	1,148	168
Carbon	259	957	0	1,216	1,041	175
Clarion	52	351	0	403	343	60
Clearfield	974	918	0	1,892	995	897
Clinton	76	310	0	386	332	54
Columbia	164	835	0	999	876	123
Crawford	304	822	0	1,126	865	261
Elk	234	269	0	503	282	221
Greene	76	399	0	475	405	70
Huntingdon	58	415	0	473	422	51
Indiana	218	853	0	1,071	866	205
Jefferson	145	444	0	589	492	97
McKean	76	411	0	487	427	60
Mifflin	93	494	0	587	489	98
Perry	223	470	0	693	546	147
Pike	428	1,118	0	1,546	1,178	368
Somerset	182	977	0	1,159	997	162
Susquehanna	70	436	0	506	427	79
Tioga	76	430	0	506	440	66
Venango	122	515	0	637	520	117
Warren	476	656	0	1,132	675	457
Wayne	133	684	0	817	675	142
<u>7th Class Counties</u>						
Juniata	75	243	0	318	241	77
Snyder	144	376	0	520	381	139
Union	174	322	0	496	333	163
Wyoming	64	408	0	472	421	51
<u>8th Class Counties</u>						
Cameron	21	51	0	72	47	25
Forest	27	51	0	78	55	23
Fulton	26	148	0	174	145	29
Montour	82	203	0	285	213	72
Potter	19	118	0	137	116	21
Sullivan	9	62	0	71	65	6

Magisterial District Judge - 2018 Civil Processed and Inactive

	Default Judgment Defendant	%	Hearing for Plaintiff	%	Dismissed	%	Withdrawn	%	Settled	%
<u>2nd Class County</u>										
Allegheny	150	0.9	3,040	18.0	2,845	16.9	1,730	10.3	942	5.6
<u>2A Class Counties</u>										
Bucks	16	0.2	942	13.2	1,181	16.6	952	13.4	403	5.7
Delaware	23	0.4	1,051	16.3	1,442	22.4	678	10.5	328	5.1
Montgomery	11	0.1	1,409	16.6	1,445	17.1	995	11.7	727	8.6
<u>3rd Class Counties</u>										
Berks	13	0.3	580	12.2	770	16.2	456	9.6	256	5.4
Chester	30	0.7	554	13.8	633	15.7	494	12.3	315	7.8
Cumberland	8	0.3	292	10.7	445	16.3	226	8.3	286	10.5
Dauphin	9	0.2	651	15.5	690	16.4	342	8.1	367	8.7
Erie	11	0.3	861	27.1	506	15.9	220	6.9	222	7.0
Lackawanna	18	0.6	606	19.5	435	14.0	368	11.8	177	5.7
Lancaster	15	0.4	446	10.9	675	16.5	381	9.3	219	5.4
Lehigh	26	0.6	670	14.7	800	17.6	334	7.3	226	5.0
Luzerne	18	0.3	880	16.4	951	17.7	536	10.0	430	8.0
Northampton	9	0.3	486	14.5	588	17.5	298	8.9	151	4.5
Westmoreland	38	0.8	1,039	23.1	816	18.2	449	10.0	266	5.9
York	11	0.2	356	6.3	763	13.5	319	5.6	750	13.2
<u>4th Class Counties</u>										
Beaver	8	0.4	588	31.3	246	13.1	204	10.9	78	4.2
Butler	1	<0.1	265	13.2	295	14.7	185	9.2	107	5.3
Cambria	1	0.1	251	18.2	165	12.0	140	10.2	97	7.0
Centre	4	0.5	175	20.6	108	12.7	62	7.3	86	10.1
Fayette	9	0.5	316	17.8	270	15.2	189	10.6	70	3.9
Franklin	9	0.3	487	15.3	1,690	53.1	135	4.2	143	4.5
Monroe	5	0.2	371	11.1	725	21.8	283	8.5	144	4.3
Schuylkill	5	0.3	307	15.7	299	15.3	195	10.0	100	5.1
Washington	11	0.4	465	17.4	341	12.8	273	10.2	142	5.3
<u>5th Class Counties</u>										
Adams	5	0.5	71	7.7	105	11.3	74	8.0	57	6.2
Blair	11	0.6	161	9.4	177	10.3	165	9.6	147	8.6
Lawrence	4	0.4	89	9.1	135	13.7	90	9.2	53	5.4
Lebanon	0	--	109	7.7	241	17.1	123	8.7	88	6.2
Lycoming	5	0.3	137	8.1	187	11.1	227	13.5	116	6.9
Mercer	5	0.4	135	11.4	119	10.0	91	7.7	50	4.2
Northumberland	0	--	212	22.1	68	7.1	121	12.6	43	4.5

Magisterial District Judge - 2018 Civil Processed and Inactive

	Hearing for Defendant	%	Uncategorized	%	Default Judgment Plaintiff	%	Pre-Dispositional Other	%	Cases Processed
<u>2nd Class County</u>									
Allegheny	893	5.3	1,480	8.8	5,705	33.9	68	0.4	16,853
<u>2A Class Counties</u>									
Bucks	318	4.5	751	10.6	2,521	35.4	28	0.4	7,112
Delaware	277	4.3	411	6.4	2,218	34.4	11	0.2	6,439
Montgomery	348	4.1	555	6.6	2,961	35.0	19	0.2	8,470
<u>3rd Class Counties</u>									
Berks	179	3.8	301	6.4	2,166	45.7	18	0.4	4,739
Chester	189	4.7	259	6.4	1,539	38.2	12	0.3	4,025
Cumberland	91	3.3	99	3.6	1,263	46.4	14	0.5	2,724
Dauphin	135	3.2	242	5.7	1,761	41.8	14	0.3	4,211
Erie	147	4.6	165	5.2	1,022	32.2	19	0.6	3,173
Lackawanna	171	5.5	68	2.2	1,253	40.3	11	0.4	3,107
Lancaster	218	5.3	289	7.1	1,833	44.8	12	0.3	4,088
Lehigh	204	4.5	387	8.5	1,891	41.5	19	0.4	4,557
Luzerne	246	4.6	206	3.8	2,090	38.8	24	0.4	5,381
Northampton	163	4.8	266	7.9	1,389	41.3	11	0.3	3,361
Westmoreland	244	5.4	188	4.2	1,421	31.7	28	0.6	4,489
York	152	2.7	440	7.8	2,853	50.4	20	0.4	5,664
<u>4th Class Counties</u>									
Beaver	64	3.4	19	1.0	659	35.1	11	0.6	1,877
Butler	100	5.0	72	3.6	963	48.1	15	0.7	2,003
Cambria	36	2.6	64	4.6	611	44.3	14	1.0	1,379
Centre	39	4.6	52	6.1	322	38.0	0	--	848
Fayette	54	3.0	87	4.9	765	43.1	17	1.0	1,777
Franklin	58	1.8	39	1.2	613	19.3	6	0.2	3,180
Monroe	152	4.6	528	15.8	1,105	33.2	19	0.6	3,332
Schuylkill	62	3.2	89	4.6	892	45.7	1	0.1	1,950
Washington	110	4.1	87	3.3	1,225	45.9	14	0.5	2,668
<u>5th Class Counties</u>									
Adams	26	2.8	47	5.1	536	57.9	5	0.5	926
Blair	60	3.5	68	4.0	913	53.3	12	0.7	1,714
Lawrence	47	4.8	38	3.9	521	53.0	6	0.6	983
Lebanon	51	3.6	92	6.5	696	49.4	9	0.6	1,409
Lycoming	60	3.6	81	4.8	865	51.4	6	0.4	1,684
Mercer	44	3.7	44	3.7	693	58.5	4	0.3	1,185
Northumberland	46	4.8	14	1.5	451	47.0	4	0.4	959

Magisterial District Judge - 2018 Civil Processed and Inactive

	Default Judgment Defendant	%	Hearing for Plaintiff	%	Dismissed	%	Withdrawn	%	Settled	%
<u>6th Class Counties</u>										
Armstrong	3	0.4	102	14.4	90	12.7	85	12.0	25	3.5
Bedford	1	0.2	47	11.1	33	7.8	39	9.2	28	6.6
Bradford	13	1.1	103	9.0	84	7.3	114	9.9	127	11.1
Carbon	6	0.6	119	11.4	144	13.8	99	9.5	111	10.7
Clarion	3	0.9	61	17.8	31	9.0	25	7.3	27	7.9
Clearfield	4	0.4	107	10.8	99	9.9	83	8.3	66	6.6
Clinton	0	--	45	13.6	45	13.6	30	9.0	21	6.3
Columbia	2	0.2	75	8.6	103	11.8	93	10.6	74	8.4
Crawford	4	0.5	89	10.3	86	9.9	69	8.0	42	4.9
Elk	0	--	26	9.2	17	6.0	17	6.0	18	6.4
Greene	1	0.2	62	15.3	47	11.6	59	14.6	18	4.4
Huntingdon	0	--	37	8.8	33	7.8	70	16.6	26	6.2
Indiana	4	0.5	71	8.2	78	9.0	113	13.0	32	3.7
Jefferson	2	0.4	40	8.1	35	7.1	43	8.7	32	6.5
McKean	3	0.7	39	9.1	33	7.7	44	10.3	23	5.4
Mifflin	1	0.2	57	11.7	38	7.8	23	4.7	34	7.0
Perry	1	0.2	40	7.3	107	19.6	44	8.1	23	4.2
Pike	8	0.7	105	8.9	219	18.6	117	9.9	78	6.6
Somerset	8	0.8	92	9.2	104	10.4	107	10.7	63	6.3
Susquehanna	5	1.2	75	17.6	44	10.3	55	12.9	40	9.4
Tioga	0	--	48	10.9	24	5.5	56	12.7	44	10.0
Venango	1	0.2	33	6.3	71	13.7	52	10.0	23	4.4
Warren	3	0.4	70	10.4	168	24.9	43	6.4	57	8.4
Wayne	5	0.7	78	11.6	90	13.3	84	12.4	37	5.5
<u>7th Class Counties</u>										
Juniata	0	--	22	9.1	16	6.6	15	6.2	31	12.9
Snyder	0	--	48	12.6	29	7.6	43	11.3	14	3.7
Union	1	0.3	30	9.0	21	6.3	45	13.5	25	7.5
Wyoming	3	0.7	46	10.9	33	7.8	26	6.2	46	10.9
<u>8th Class Counties</u>										
Cameron	3	6.4	11	23.4	2	4.3	3	6.4	1	2.1
Forest	0	--	4	7.3	13	23.6	10	18.2	1	1.8
Fulton	2	1.4	11	7.6	8	5.5	11	7.6	11	7.6
Montour	4	1.9	32	15.0	27	12.7	31	14.6	9	4.2
Potter	5	4.3	8	6.9	12	10.3	12	10.3	7	6.0
Sullivan	2	3.1	6	9.2	6	9.2	10	15.4	3	4.6

Magisterial District Judge - 2018 Civil Processed and Inactive

	Hearing for Defendant	%	Uncategorized	%	Default Judgment Plaintiff	%	Pre-Dispositional Other	%	Cases Processed
<u>6th Class Counties</u>									
Armstrong	39	5.5	24	3.4	335	47.5	3	0.4	706
Bedford	15	3.6	11	2.6	248	58.8	0	--	422
Bradford	20	1.7	29	2.5	657	57.2	1	0.1	1,148
Carbon	49	4.7	12	1.2	496	47.6	5	0.5	1,041
Clarion	9	2.6	4	1.2	183	53.4	0	--	343
Clearfield	51	5.1	53	5.3	526	52.9	6	0.6	995
Clinton	26	7.8	13	3.9	151	45.5	1	0.3	332
Columbia	44	5.0	39	4.5	445	50.8	1	0.1	876
Crawford	42	4.9	36	4.2	490	56.6	7	0.8	865
Elk	9	3.2	0	--	192	68.1	3	1.1	282
Greene	14	3.5	28	6.9	173	42.7	3	0.7	405
Huntingdon	12	2.8	6	1.4	237	56.2	1	0.2	422
Indiana	35	4.0	43	5.0	487	56.2	3	0.3	866
Jefferson	22	4.5	28	5.7	289	58.7	1	0.2	492
McKean	17	4.0	23	5.4	242	56.7	3	0.7	427
Mifflin	32	6.5	7	1.4	294	60.1	3	0.6	489
Perry	16	2.9	17	3.1	298	54.6	0	--	546
Pike	39	3.3	148	12.6	458	38.9	6	0.5	1,178
Somerset	21	2.1	65	6.5	532	53.4	5	0.5	997
Susquehanna	14	3.3	12	2.8	182	42.6	0	--	427
Tioga	10	2.3	13	3.0	244	55.5	1	0.2	440
Venango	16	3.1	52	10.0	268	51.5	4	0.8	520
Warren	17	2.5	11	1.6	305	45.2	1	0.1	675
Wayne	28	4.1	31	4.6	321	47.6	1	0.1	675
<u>7th Class Counties</u>									
Juniata	4	1.7	2	0.8	151	62.7	0	--	241
Snyder	18	4.7	6	1.6	223	58.5	0	--	381
Union	12	3.6	4	1.2	195	58.6	0	--	333
Wyoming	18	4.3	11	2.6	233	55.3	5	1.2	421
<u>8th Class Counties</u>									
Cameron	3	6.4	0	--	24	51.1	0	--	47
Forest	3	5.5	2	3.6	22	40.0	0	--	55
Fulton	2	1.4	1	0.7	99	68.3	0	--	145
Montour	3	1.4	1	0.5	104	48.8	2	0.9	213
Potter	8	6.9	3	2.6	61	52.6	0	--	116
Sullivan	2	3.1	6	9.2	30	46.2	0	--	65

Magisterial District Judge - 2018 Age of Pending Civil

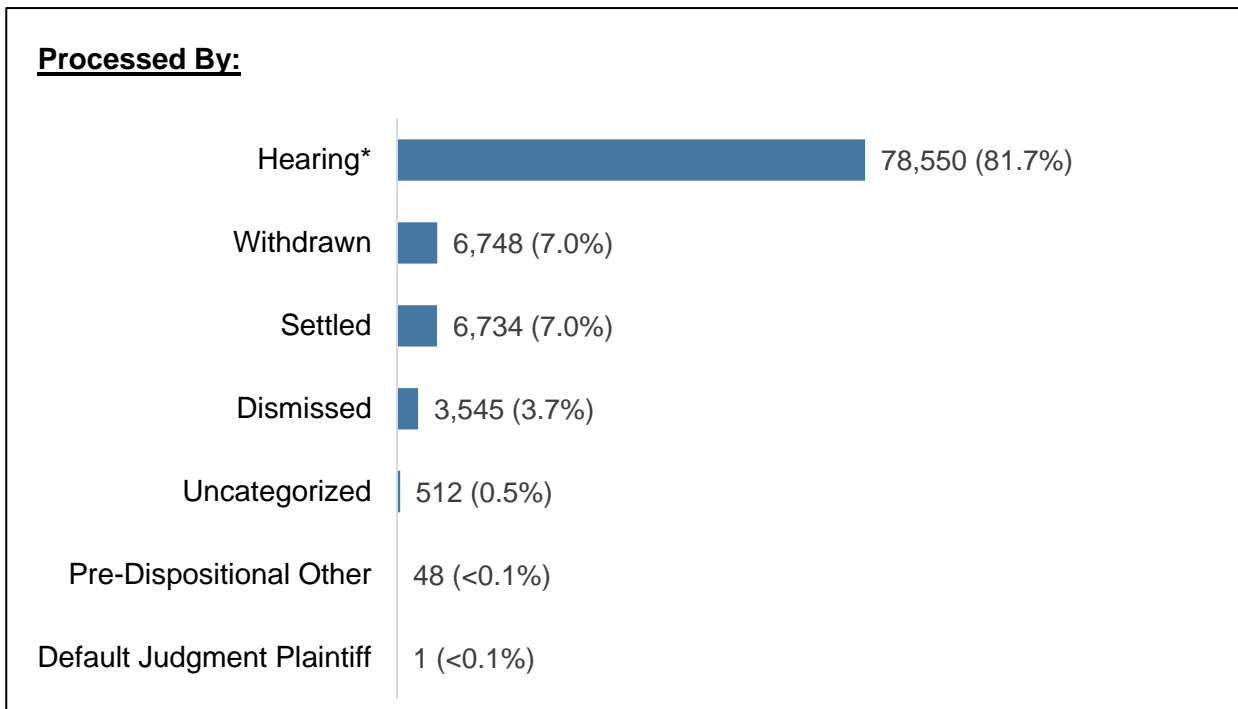
	0-60 Days	%	61-120 Days	%	121-180 Days	%	181-240 Days	%	241-300 Days	%	301-360 Days	%	Over 360 Days	%
<u>2nd Class County</u>														
Allegheny	2,041	45.6	922	20.6	345	7.7	159	3.5	81	1.8	54	1.2	878	19.6
<u>2A Class Counties</u>														
Bucks	887	70.0	229	18.1	40	3.2	20	1.6	9	0.7	8	0.6	75	5.9
Delaware	919	32.9	431	15.4	211	7.5	131	4.7	108	3.9	68	2.4	927	33.2
Montgomery	1,074	30.7	448	12.8	178	5.1	103	2.9	62	1.8	38	1.1	1,596	45.6
<u>3rd Class Counties</u>														
Berks	620	48.7	145	11.4	53	4.2	38	3.0	25	2.0	17	1.3	374	29.4
Chester	503	55.5	156	17.2	67	7.4	29	3.2	22	2.4	5	0.6	124	13.7
Cumberland	344	65.8	96	18.4	27	5.2	9	1.7	4	0.8	1	0.2	42	8.0
Dauphin	525	42.4	158	12.8	66	5.3	33	2.7	36	2.9	26	2.1	395	31.9
Erie	345	44.8	101	13.1	27	3.5	24	3.1	14	1.8	15	1.9	244	31.7
Lackawanna	404	37.7	146	13.6	68	6.3	39	3.6	36	3.4	33	3.1	347	32.3
Lancaster	511	46.4	96	8.7	53	4.8	38	3.5	23	2.1	19	1.7	361	32.8
Lehigh	523	60.0	150	17.2	52	6.0	19	2.2	13	1.5	6	0.7	108	12.4
Luzerne	739	42.3	266	15.2	119	6.8	67	3.8	64	3.7	29	1.7	462	26.5
Northampton	464	49.0	123	13.0	41	4.3	25	2.6	18	1.9	9	1.0	267	28.2
Westmoreland	545	38.2	141	9.9	54	3.8	47	3.3	29	2.0	19	1.3	590	41.4
York	558	52.3	103	9.7	28	2.6	20	1.9	14	1.3	7	0.7	337	31.6
<u>4th Class Counties</u>														
Beaver	212	18.0	81	6.9	45	3.8	38	3.2	31	2.6	19	1.6	749	63.7
Butler	221	35.9	89	14.4	18	2.9	8	1.3	13	2.1	7	1.1	260	42.2
Cambria	147	59.8	25	10.2	3	1.2	3	1.2	2	0.8	0	--	66	26.8
Centre	75	40.8	18	9.8	1	0.5	4	2.2	1	0.5	0	--	85	46.2
Fayette	200	66.2	45	14.9	14	4.6	4	1.3	4	1.3	2	0.7	33	10.9
Franklin	186	52.5	51	14.4	5	1.4	1	0.3	5	1.4	2	0.6	104	29.4
Monroe	488	52.3	166	17.8	91	9.8	31	3.3	26	2.8	14	1.5	117	12.5
Schuylkill	213	58.5	64	17.6	20	5.5	6	1.6	10	2.7	7	1.9	44	12.1
Washington	329	51.0	82	12.7	31	4.8	9	1.4	10	1.6	6	0.9	178	27.6
<u>5th Class Counties</u>														
Adams	168	66.1	21	8.3	9	3.5	8	3.1	2	0.8	1	0.4	45	17.7
Blair	183	61.8	32	10.8	8	2.7	4	1.4	2	0.7	3	1.0	64	21.6
Lawrence	101	57.1	36	20.3	10	5.6	3	1.7	2	1.1	2	1.1	23	13.0
Lebanon	169	34.8	32	6.6	7	1.4	3	0.6	3	0.6	0	--	272	56.0
Lycoming	153	52.9	44	15.2	7	2.4	5	1.7	4	1.4	3	1.0	73	25.3
Mercer	132	52.4	11	4.4	6	2.4	4	1.6	1	0.4	1	0.4	97	38.5
Northumberland	128	24.6	45	8.6	26	5.0	11	2.1	17	3.3	11	2.1	283	54.3

Magisterial District Judge - 2018 Age of Pending Civil

	0-60		61-120		121-180		181-240		241-300		301-360		Over 360	
	Days	%	Days	%	Days	%	Days	%	Days	%	Days	%	Days	%
<u>6th Class Counties</u>														
Armstrong	82	71.3	21	18.3	4	3.5	1	0.9	1	0.9	0	--	6	5.2
Bedford	48	26.1	8	4.3	2	1.1	0	--	1	0.5	0	--	125	67.9
Bradford	115	68.5	29	17.3	1	0.6	4	2.4	2	1.2	1	0.6	16	9.5
Carbon	116	66.3	25	14.3	10	5.7	3	1.7	3	1.7	5	2.9	13	7.4
Clarion	39	65.0	9	15.0	2	3.3	0	--	2	3.3	1	1.7	7	11.7
Clearfield	86	9.6	22	2.5	5	0.6	3	0.3	2	0.2	5	0.6	774	86.3
Clinton	37	68.5	8	14.8	0	--	1	1.9	0	--	0	--	8	14.8
Columbia	83	67.5	25	20.3	3	2.4	5	4.1	3	2.4	1	0.8	3	2.4
Crawford	80	30.7	18	6.9	3	1.1	3	1.1	1	0.4	0	--	156	59.8
Elk	35	15.8	4	1.8	7	3.2	2	0.9	1	0.5	0	--	172	77.8
Greene	42	60.0	14	20.0	8	11.4	2	2.9	3	4.3	0	--	1	1.4
Huntingdon	35	68.6	7	13.7	0	--	0	--	1	2.0	0	--	8	15.7
Indiana	104	50.7	24	11.7	15	7.3	7	3.4	17	8.3	5	2.4	33	16.1
Jefferson	47	48.5	14	14.4	1	1.0	1	1.0	2	2.1	0	--	32	33.0
McKean	39	65.0	6	10.0	2	3.3	2	3.3	1	1.7	0	--	10	16.7
Mifflin	58	59.2	4	4.1	1	1.0	0	--	0	--	0	--	35	35.7
Perry	61	41.5	25	17.0	3	2.0	3	2.0	1	0.7	1	0.7	53	36.1
Pike	215	58.4	38	10.3	18	4.9	2	0.5	3	0.8	3	0.8	89	24.2
Somerset	124	76.5	6	3.7	3	1.9	2	1.2	1	0.6	0	--	26	16.0
Susquehanna	62	78.5	9	11.4	1	1.3	4	5.1	0	--	1	1.3	2	2.5
Tioga	43	65.2	0	--	0	--	0	--	1	1.5	1	1.5	21	31.8
Venango	65	55.6	12	10.3	7	6.0	4	3.4	3	2.6	3	2.6	23	19.7
Warren	58	12.7	25	5.5	21	4.6	14	3.1	7	1.5	11	2.4	321	70.2
Wayne	84	59.2	16	11.3	5	3.5	3	2.1	5	3.5	0	--	29	20.4
<u>7th Class Counties</u>														
Juniata	25	32.5	4	5.2	2	2.6	1	1.3	1	1.3	0	--	44	57.1
Snyder	46	33.1	1	0.7	0	--	0	--	0	--	0	--	92	66.2
Union	37	22.7	8	4.9	5	3.1	2	1.2	0	--	1	0.6	110	67.5
Wyoming	45	88.2	3	5.9	0	--	1	2.0	0	--	0	--	2	3.9
<u>8th Class Counties</u>														
Cameron	11	44.0	0	--	0	--	1	4.0	0	--	0	--	13	52.0
Forest	6	26.1	3	13.0	1	4.3	0	--	1	4.3	2	8.7	10	43.5
Fulton	13	44.8	2	6.9	1	3.4	0	--	1	3.4	0	--	12	41.4
Montour	28	38.9	6	8.3	2	2.8	4	5.6	3	4.2	4	5.6	25	34.7
Potter	15	71.4	0	--	1	4.8	1	4.8	0	--	1	4.8	3	14.3
Sullivan	5	83.3	0	--	0	--	0	--	0	--	0	--	1	16.7

2018 Magisterial District Judge State Totals Landlord/Tenant

Cases Pending 1/1/18	7,295	Age of Pending Cases		
New Cases Filed	96,827	0-60 Days	4,129	51.7%
		61-120 Days	89	1.1%
Cases Available for Processing	104,122	121-180 Days	47	0.6%
		181-240 Days	39	0.5%
Cases Processed and Inactive	96,138	241-300 Days	32	0.4%
		301-360 Days	24	0.3%
Cases Pending 12/31/18	7,984	Over 360 Days	3,624	45.4%
		Total	7,984	



* Hearing for Plaintiff	77,406	(98.5%)
Hearing for Defendant	1,144	(1.5%)

For the most recent data, visit the AOPC website at <http://www.pacourts.us/news-and-statistics/research-and-statistics/dashboard-table-of-contents/magisterial-district-courts-statewide-dashboard>

Magisterial District Judge - 2018 Landlord/Tenant Available for Processing

	Cases Pending 1/1/18	New Cases Filed	Cases Available for Processing	Cases Processed	Cases Pending 12/31/18
<u>2nd Class County</u>					
Allegheny	1,002	13,614	14,616	13,536	1,080
<u>2A Class Counties</u>					
Bucks	295	5,431	5,726	5,418	308
Delaware	834	6,888	7,722	6,864	858
Montgomery	874	5,951	6,825	5,902	923
<u>3rd Class Counties</u>					
Berks	307	5,042	5,349	5,046	303
Chester	100	2,464	2,564	2,418	146
Cumberland	80	1,872	1,952	1,857	95
Dauphin	452	7,440	7,892	7,260	632
Erie	114	3,095	3,209	3,039	170
Lackawanna	141	1,740	1,881	1,712	169
Lancaster	283	4,316	4,599	4,313	286
Lehigh	256	6,593	6,849	6,568	281
Luzerne	238	2,418	2,656	2,416	240
Northampton	216	2,977	3,193	2,949	244
Westmoreland	243	1,680	1,923	1,662	261
York	376	6,513	6,889	6,450	439
<u>4th Class Counties</u>					
Beaver	136	1,378	1,514	1,354	160
Butler	85	704	789	706	83
Cambria	43	621	664	619	45
Centre	45	612	657	598	59
Fayette	31	732	763	729	34
Franklin	144	1,317	1,461	1,331	130
Monroe	64	1,244	1,308	1,233	75
Schuylkill	26	851	877	838	39
Washington	100	1,176	1,276	1,176	100
<u>5th Class Counties</u>					
Adams	15	453	468	446	22
Blair	66	842	908	851	57
Lawrence	46	697	743	710	33
Lebanon	87	1,107	1,194	1,098	96
Lycoming	32	838	870	830	40
Mercer	57	879	936	891	45
Northumberland	39	458	497	457	40

Magisterial District Judge - 2018 Landlord/Tenant Available for Processing

	Cases Pending 1/1/18	New Cases Filed	Cases Available for Processing	Cases Processed	Cases Pending 12/31/18
<u>6th Class Counties</u>					
Armstrong	22	226	248	224	24
Bedford	15	99	114	103	11
Bradford	17	236	253	239	14
Carbon	14	338	352	338	14
Clarion	2	61	63	58	5
Clearfield	41	247	288	240	48
Clinton	18	228	246	231	15
Columbia	23	494	517	498	19
Crawford	29	327	356	325	31
Elk	5	63	68	63	5
Greene	4	116	120	109	11
Huntingdon	0	135	135	130	5
Indiana	17	324	341	321	20
Jefferson	40	104	144	104	40
McKean	4	115	119	111	8
Mifflin	9	131	140	136	4
Perry	43	206	249	209	40
Pike	22	160	182	156	26
Somerset	15	182	197	187	10
Susquehanna	5	125	130	126	4
Tioga	6	107	113	98	15
Venango	26	164	190	164	26
Warren	10	83	93	81	12
Wayne	12	137	149	139	10
<u>7th Class Counties</u>					
Juniata	7	37	44	41	3
Snyder	12	98	110	98	12
Union	31	75	106	70	36
Wyoming	0	87	87	83	4
<u>8th Class Counties</u>					
Cameron	0	29	29	29	0
Forest	2	5	7	4	3
Fulton	5	25	30	27	3
Montour	11	92	103	91	12
Potter	1	25	26	25	1
Sullivan	0	3	3	3	0

Magisterial District Judge - 2018 Landlord/Tenant Processed and Inactive

	Hearing for Plaintiff		Settled		Withdrawn		Dismissed		Hearing for Defendant	
		%		%		%		%		%
<u>2nd Class County</u>										
Allegheny	11,460	84.7	583	4.3	772	5.7	518	3.8	178	1.3
<u>2A Class Counties</u>										
Bucks	4,163	76.8	541	10.0	555	10.2	104	1.9	47	0.9
Delaware	5,169	75.3	606	8.8	684	10.0	309	4.5	53	0.8
Montgomery	4,122	69.8	510	8.6	1,007	17.1	167	2.8	48	0.8
<u>3rd Class Counties</u>										
Berks	4,164	82.5	216	4.3	297	5.9	244	4.8	108	2.1
Chester	1,726	71.4	240	9.9	299	12.4	102	4.2	23	1.0
Cumberland	1,475	79.4	220	11.8	76	4.1	50	2.7	23	1.2
Dauphin	5,891	81.1	645	8.9	400	5.5	241	3.3	34	0.5
Erie	2,710	89.2	168	5.5	45	1.5	61	2.0	35	1.2
Lackawanna	1,455	85.0	41	2.4	93	5.4	93	5.4	21	1.2
Lancaster	3,347	77.6	394	9.1	372	8.6	111	2.6	65	1.5
Lehigh	5,313	80.9	475	7.2	370	5.6	343	5.2	47	0.7
Luzerne	2,020	83.6	86	3.6	100	4.1	117	4.8	61	2.5
Northampton	2,275	77.1	324	11.0	206	7.0	79	2.7	22	0.7
Westmoreland	1,416	85.2	60	3.6	76	4.6	71	4.3	27	1.6
York	5,079	78.7	801	12.4	253	3.9	252	3.9	50	0.8
<u>4th Class Counties</u>										
Beaver	1,219	90.0	38	2.8	30	2.2	49	3.6	13	1.0
Butler	565	80.0	30	4.2	73	10.3	12	1.7	22	3.1
Cambria	543	87.7	10	1.6	25	4.0	30	4.8	5	0.8
Centre	395	66.1	53	8.9	126	21.1	9	1.5	10	1.7
Fayette	611	83.8	43	5.9	30	4.1	32	4.4	10	1.4
Franklin	1,047	78.7	122	9.2	67	5.0	76	5.7	9	0.7
Monroe	993	80.5	52	4.2	83	6.7	67	5.4	31	2.5
Schuylkill	723	86.3	33	3.9	18	2.1	41	4.9	11	1.3
Washington	1,010	85.9	52	4.4	51	4.3	33	2.8	18	1.5
<u>5th Class Counties</u>										
Adams	347	77.8	56	12.6	17	3.8	5	1.1	20	4.5
Blair	654	76.9	45	5.3	86	10.1	32	3.8	19	2.2
Lawrence	615	86.6	24	3.4	23	3.2	34	4.8	8	1.1
Lebanon	891	81.1	78	7.1	68	6.2	54	4.9	4	0.4
Lycoming	714	86.0	15	1.8	67	8.1	12	1.4	16	1.9
Mercer	760	85.3	13	1.5	72	8.1	32	3.6	8	0.9
Northumberland	403	88.2	4	0.9	32	7.0	6	1.3	8	1.8

Magisterial District Judge - 2018 Landlord/Tenant Processed and Inactive

	Uncategorized	%	Pre-Dispositional Other	%	Default Judgment Plaintiff	%	Cases Processed
<u>2nd Class County</u>							
Allegheny	14	0.1	11	0.1	0	--	13,536
<u>2A Class Counties</u>							
Bucks	5	0.1	3	0.1	0	--	5,418
Delaware	41	0.6	2	<0.1	0	--	6,864
Montgomery	45	0.8	3	0.1	0	--	5,902
<u>3rd Class Counties</u>							
Berks	17	0.3	0	--	0	--	5,046
Chester	26	1.1	2	0.1	0	--	2,418
Cumberland	13	0.7	0	--	0	--	1,857
Dauphin	46	0.6	3	<0.1	0	--	7,260
Erie	17	0.6	3	0.1	0	--	3,039
Lackawanna	8	0.5	1	0.1	0	--	1,712
Lancaster	22	0.5	2	<0.1	0	--	4,313
Lehigh	19	0.3	1	<0.1	0	--	6,568
Luzerne	32	1.3	0	--	0	--	2,416
Northampton	40	1.4	3	0.1	0	--	2,949
Westmoreland	10	0.6	1	0.1	1	0.1	1,662
York	15	0.2	0	--	0	--	6,450
<u>4th Class Counties</u>							
Beaver	5	0.4	0	--	0	--	1,354
Butler	4	0.6	0	--	0	--	706
Cambria	6	1.0	0	--	0	--	619
Centre	5	0.8	0	--	0	--	598
Fayette	3	0.4	0	--	0	--	729
Franklin	10	0.8	0	--	0	--	1,331
Monroe	4	0.3	3	0.2	0	--	1,233
Schuylkill	12	1.4	0	--	0	--	838
Washington	11	0.9	1	0.1	0	--	1,176
<u>5th Class Counties</u>							
Adams	1	0.2	0	--	0	--	446
Blair	13	1.5	2	0.2	0	--	851
Lawrence	6	0.8	0	--	0	--	710
Lebanon	3	0.3	0	--	0	--	1,098
Lycoming	4	0.5	2	0.2	0	--	830
Mercer	6	0.7	0	--	0	--	891
Northumberland	4	0.9	0	--	0	--	457

Magisterial District Judge - 2018 Landlord/Tenant Processed and Inactive

	Hearing for Plaintiff		Settled		Withdrawn		Dismissed		Hearing for Defendant	
		%		%		%		%		%
<u>6th Class Counties</u>										
Armstrong	185	82.6	4	1.8	5	2.2	14	6.3	2	0.9
Bedford	87	84.5	7	6.8	0	--	3	2.9	6	5.8
Bradford	221	92.5	5	2.1	1	0.4	4	1.7	6	2.5
Carbon	307	90.8	12	3.6	8	2.4	0	--	11	3.3
Clarion	48	82.8	7	12.1	1	1.7	1	1.7	0	--
Clearfield	214	89.2	5	2.1	7	2.9	5	2.1	9	3.8
Clinton	190	82.3	9	3.9	20	8.7	8	3.5	3	1.3
Columbia	423	84.9	8	1.6	52	10.4	5	1.0	9	1.8
Crawford	269	82.8	17	5.2	13	4.0	22	6.8	2	0.6
Elk	58	92.1	1	1.6	1	1.6	3	4.8	0	--
Greene	96	88.1	3	2.8	3	2.8	2	1.8	5	4.6
Huntingdon	102	78.5	8	6.2	13	10.0	3	2.3	2	1.5
Indiana	265	82.6	17	5.3	26	8.1	7	2.2	6	1.9
Jefferson	87	83.7	0	--	3	2.9	8	7.7	5	4.8
McKean	95	85.6	6	5.4	1	0.9	8	7.2	0	--
Mifflin	111	81.6	1	0.7	19	14.0	2	1.5	1	0.7
Perry	177	84.7	7	3.3	6	2.9	12	5.7	3	1.4
Pike	135	86.5	2	1.3	11	7.1	4	2.6	2	1.3
Somerset	164	87.7	6	3.2	7	3.7	0	--	2	1.1
Susquehanna	109	86.5	4	3.2	3	2.4	5	4.0	5	4.0
Tioga	84	85.7	5	5.1	5	5.1	3	3.1	1	1.0
Venango	128	78.0	1	0.6	20	12.2	11	6.7	2	1.2
Warren	71	87.7	3	3.7	2	2.5	3	3.7	1	1.2
Wayne	118	84.9	4	2.9	7	5.0	9	6.5	1	0.7
<u>7th Class Counties</u>										
Juniata	35	85.4	3	7.3	0	--	3	7.3	0	--
Snyder	76	77.6	1	1.0	15	15.3	5	5.1	0	--
Union	54	77.1	2	2.9	9	12.9	2	2.9	3	4.3
Wyoming	74	89.2	1	1.2	6	7.2	0	--	0	--
<u>8th Class Counties</u>										
Cameron	25	86.2	1	3.4	0	--	1	3.4	0	--
Forest	4	100.0	0	--	0	--	0	--	0	--
Fulton	20	74.1	3	11.1	1	3.7	3	11.1	0	--
Montour	76	83.5	1	1.1	10	11.0	2	2.2	2	2.2
Potter	20	80.0	2	8.0	0	--	1	4.0	1	4.0
Sullivan	3	100.0	0	--	0	--	0	--	0	--

Magisterial District Judge - 2018 Landlord/Tenant Processed and Inactive

	Uncategorized	%	Pre-Dispositional Other	%	Default Judgment Plaintiff	%	Cases Processed
<u>6th Class Counties</u>							
Armstrong	14	6.3	0	--	0	--	224
Bedford	0	--	0	--	0	--	103
Bradford	2	0.8	0	--	0	--	239
Carbon	0	--	0	--	0	--	338
Clarion	1	1.7	0	--	0	--	58
Clearfield	0	--	0	--	0	--	240
Clinton	1	0.4	0	--	0	--	231
Columbia	1	0.2	0	--	0	--	498
Crawford	2	0.6	0	--	0	--	325
Elk	0	--	0	--	0	--	63
Greene	0	--	0	--	0	--	109
Huntingdon	2	1.5	0	--	0	--	130
Indiana	0	--	0	--	0	--	321
Jefferson	1	1.0	0	--	0	--	104
McKean	1	0.9	0	--	0	--	111
Mifflin	2	1.5	0	--	0	--	136
Perry	4	1.9	0	--	0	--	209
Pike	1	0.6	1	0.6	0	--	156
Somerset	8	4.3	0	--	0	--	187
Susquehanna	0	--	0	--	0	--	126
Tioga	0	--	0	--	0	--	98
Venango	2	1.2	0	--	0	--	164
Warren	1	1.2	0	--	0	--	81
Wayne	0	--	0	--	0	--	139
<u>7th Class Counties</u>							
Juniata	0	--	0	--	0	--	41
Snyder	0	--	1	1.0	0	--	98
Union	0	--	0	--	0	--	70
Wyoming	1	1.2	1	1.2	0	--	83
<u>8th Class Counties</u>							
Cameron	0	--	2	6.9	0	--	29
Forest	0	--	0	--	0	--	4
Fulton	0	--	0	--	0	--	27
Montour	0	--	0	--	0	--	91
Potter	1	4.0	0	--	0	--	25
Sullivan	0	--	0	--	0	--	3

Magisterial District Judge - 2018 Age of Pending Landlord/Tenant

	0-60 Days	%	61-120 Days	%	121-180 Days	%	181-240 Days	%	241-300 Days	%	301-360 Days	%	Over 360 Days	%
<u>2nd Class County</u>														
Allegheny	518	48.0	21	1.9	8	0.7	4	0.4	0	--	1	0.1	528	48.9
<u>2A Class Counties</u>														
Bucks	299	97.1	2	0.6	1	0.3	0	--	0	--	0	--	6	1.9
Delaware	395	46.0	9	1.0	1	0.1	4	0.5	1	0.1	2	0.2	446	52.0
Montgomery	302	32.7	10	1.1	4	0.4	5	0.5	2	0.2	2	0.2	598	64.8
<u>3rd Class Counties</u>														
Berks	138	45.5	2	0.7	1	0.3	0	--	0	--	0	--	162	53.5
Chester	119	81.5	4	2.7	0	--	0	--	7	4.8	1	0.7	15	10.3
Cumberland	70	73.7	0	--	1	1.1	1	1.1	1	1.1	2	2.1	20	21.1
Dauphin	423	66.9	3	0.5	0	--	0	--	2	0.3	3	0.5	201	31.8
Erie	89	52.4	2	1.2	2	1.2	0	--	2	1.2	0	--	75	44.1
Lackawanna	61	36.1	6	3.6	5	3.0	1	0.6	2	1.2	2	1.2	92	54.4
Lancaster	174	60.8	1	0.3	3	1.0	0	--	2	0.7	2	0.7	104	36.4
Lehigh	262	93.2	4	1.4	0	--	4	1.4	0	--	1	0.4	10	3.6
Luzerne	96	40.0	3	1.3	3	1.3	3	1.3	2	0.8	0	--	133	55.4
Northampton	135	55.3	2	0.8	2	0.8	2	0.8	0	--	0	--	103	42.2
Westmoreland	63	24.1	5	1.9	2	0.8	1	0.4	3	1.1	1	0.4	186	71.3
York	277	63.1	2	0.5	3	0.7	0	--	1	0.2	1	0.2	155	35.3
<u>4th Class Counties</u>														
Beaver	54	33.8	1	0.6	1	0.6	0	--	0	--	2	1.3	102	63.8
Butler	27	32.5	0	--	0	--	1	1.2	0	--	0	--	55	66.3
Cambria	23	51.1	0	--	0	--	0	--	0	--	0	--	22	48.9
Centre	44	74.6	0	--	0	--	0	--	0	--	0	--	15	25.4
Fayette	19	55.9	0	--	0	--	1	2.9	0	--	0	--	14	41.2
Franklin	29	22.3	1	0.8	0	--	1	0.8	2	1.5	0	--	97	74.6
Monroe	53	70.7	0	--	0	--	3	4.0	1	1.3	0	--	18	24.0
Schuylkill	36	92.3	0	--	0	--	0	--	0	--	0	--	3	7.7
Washington	35	35.0	1	1.0	2	2.0	0	--	0	--	0	--	62	62.0
<u>5th Class Counties</u>														
Adams	16	72.7	0	--	0	--	0	--	1	4.5	0	--	5	22.7
Blair	21	36.8	0	--	0	--	1	1.8	0	--	0	--	35	61.4
Lawrence	24	72.7	1	3.0	0	--	2	6.1	0	--	0	--	6	18.2
Lebanon	44	45.8	1	1.0	1	1.0	2	2.1	0	--	0	--	48	50.0
Lycoming	29	72.5	1	2.5	0	--	0	--	0	--	0	--	10	25.0
Mercer	19	42.2	0	--	0	--	2	4.4	1	2.2	2	4.4	21	46.7
Northumberland	14	35.0	0	--	2	5.0	0	--	0	--	1	2.5	23	57.5

Magisterial District Judge - 2018 Age of Pending Landlord/Tenant

	0-60 Days	%	61-120 Days	%	121-180 Days	%	181-240 Days	%	241-300 Days	%	301-360 Days	%	Over 360 Days	%
<u>6th Class Counties</u>														
Armstrong	14	58.3	1	4.2	0	--	0	--	0	--	0	--	9	37.5
Bedford	3	27.3	0	--	0	--	0	--	0	--	0	--	8	72.7
Bradford	8	57.1	0	--	0	--	0	--	0	--	0	--	6	42.9
Carbon	12	85.7	0	--	0	--	0	--	0	--	0	--	2	14.3
Clarion	4	80.0	0	--	0	--	0	--	0	--	0	--	1	20.0
Clearfield	9	18.8	0	--	0	--	0	--	0	--	0	--	39	81.3
Clinton	10	66.7	0	--	0	--	0	--	0	--	0	--	5	33.3
Columbia	18	94.7	1	5.3	0	--	0	--	0	--	0	--	0	--
Crawford	17	54.8	1	3.2	0	--	0	--	0	--	0	--	13	41.9
Elk	2	40.0	0	--	0	--	0	--	0	--	0	--	3	60.0
Greene	9	81.8	1	9.1	1	9.1	0	--	0	--	0	--	0	--
Huntingdon	5	100.0	0	--	0	--	0	--	0	--	0	--	0	--
Indiana	18	90.0	1	5.0	0	--	0	--	0	--	0	--	1	5.0
Jefferson	5	12.5	0	--	0	--	0	--	0	--	0	--	35	87.5
McKean	6	75.0	0	--	0	--	0	--	0	--	0	--	2	25.0
Mifflin	1	25.0	1	25.0	0	--	0	--	0	--	0	--	2	50.0
Perry	12	30.0	0	--	0	--	0	--	0	--	0	--	28	70.0
Pike	9	34.6	0	--	1	3.8	1	3.8	0	--	0	--	15	57.7
Somerset	8	80.0	0	--	0	--	0	--	0	--	0	--	2	20.0
Susquehanna	4	100.0	0	--	0	--	0	--	0	--	0	--	0	--
Tioga	12	80.0	0	--	0	--	0	--	0	--	0	--	3	20.0
Venango	5	19.2	0	--	0	--	0	--	0	--	0	--	21	80.8
Warren	4	33.3	0	--	0	--	0	--	0	--	0	--	8	66.7
Wayne	8	80.0	0	--	0	--	0	--	0	--	0	--	2	20.0
<u>7th Class Counties</u>														
Juniata	0	--	0	--	1	33.3	0	--	0	--	0	--	2	66.7
Snyder	3	25.0	0	--	0	--	0	--	0	--	0	--	9	75.0
Union	4	11.1	1	2.8	1	2.8	0	--	0	--	1	2.8	29	80.6
Wyoming	4	100.0	0	--	0	--	0	--	0	--	0	--	0	--
<u>8th Class Counties</u>														
Cameron	0	--	0	--	0	--	0	--	0	--	0	--	0	--
Forest	1	33.3	0	--	0	--	0	--	0	--	0	--	2	66.7
Fulton	1	33.3	0	--	0	--	0	--	0	--	0	--	2	66.7
Montour	4	33.3	0	--	1	8.3	0	--	2	16.7	0	--	5	41.7
Potter	1	100.0	0	--	0	--	0	--	0	--	0	--	0	--
Sullivan	0	--	0	--	0	--	0	--	0	--	0	--	0	--

Magisterial District Judge - 2018 Orders of Execution & Possession

	<u>Civil Action</u>	<u>Landlord/Tenant</u>			<u>Civil Action</u>	<u>Landlord/Tenant</u>	
	Execution	Execution	Possession		Execution	Execution	Possession
State Total	1,731	277	40,172				
<u>2nd Class County</u>				<u>6th Class Counties</u>			
Allegheny	89	13	5,746	Armstrong	12	1	70
<u>2A Class Counties</u>				Bedford	13	2	38
Bucks	129	8	2,190	Bradford	55	3	67
Delaware	37	5	2,992	Carbon	22	1	152
Montgomery	164	17	2,146	Clarion	4	0	12
<u>3rd Class Counties</u>				Clearfield	28	10	84
Berks	53	6	2,399	Clinton	9	5	84
Chester	74	7	913	Columbia	49	8	228
Cumberland	16	0	695	Crawford	29	3	144
Dauphin	1	0	3,299	Elk	14	1	20
Erie	45	36	1,333	Greene	4	2	44
Lackawanna	2	0	697	Huntingdon	2	0	37
Lancaster	88	12	1,821	Indiana	1	1	110
Lehigh	43	4	2,796	Jefferson	18	9	28
Luzerne	96	12	1,108	McKean	34	1	30
Northampton	25	3	1,158	Mifflin	20	0	43
Westmoreland	32	21	675	Perry	3	0	88
York	28	1	2,691	Pike	0	0	58
<u>4th Class Counties</u>				Somerset	0	0	43
Beaver	17	2	687	Susquehanna	9	3	37
Butler	18	7	257	Tioga	9	3	25
Cambria	22	1	216	Venango	16	2	63
Centre	21	4	125	Warren	8	2	30
Fayette	0	0	369	Wayne	12	2	52
Franklin	22	16	491	<u>7th Class Counties</u>			
Monroe	41	3	515	Juniata	15	0	19
Schuylkill	23	1	354	Snyder	14	4	43
Washington	8	1	563	Union	5	1	18
<u>5th Class Counties</u>				Wyoming	13	0	22
Adams	16	5	163	<u>8th Class Counties</u>			
Blair	25	1	332	Cameron	2	0	8
Lawrence	10	0	322	Forest	0	0	1
Lebanon	50	7	483	Fulton	5	1	8
Lycoming	47	0	276	Montour	7	0	39
Mercer	37	16	420	Potter	1	0	8
Northumberland	18	2	185	Sullivan	1	1	2

Magisterial District Judge - 2018 Emergency Protection from Abuse

	Filed	Granted	%	Denied	%	Unreported	%
State Total	8,651	7,028	81.2	1,319	15.2	304	3.5
<u>2nd Class County</u>							
Allegheny	3,673	2,923	79.6	730	19.9	20	0.5
<u>2A Class Counties</u>							
Bucks	36	36	100.0	0	--	0	--
Delaware	412	355	86.2	13	3.2	44	10.7
Montgomery	94	73	77.7	7	7.4	14	14.9
<u>3rd Class Counties</u>							
Berks	836	616	73.7	211	25.2	9	1.1
Chester	228	203	89.0	23	10.1	2	0.9
Cumberland	3	2	66.7	0	--	1	33.3
Dauphin	365	306	83.8	28	7.7	31	8.5
Erie	31	27	87.1	1	3.2	3	9.7
Lackawanna	63	41	65.1	0	--	22	34.9
Lancaster	61	51	83.6	0	--	10	16.4
Lehigh	476	417	87.6	57	12.0	2	0.4
Luzerne	103	92	89.3	2	1.9	9	8.7
Northampton	143	129	90.2	6	4.2	8	5.6
Westmoreland	132	104	78.8	27	20.5	1	0.8
York	235	147	62.6	76	32.3	12	5.1
<u>4th Class Counties</u>							
Beaver	273	258	94.5	15	5.5	0	--
Butler	80	68	85.0	8	10.0	4	5.0
Cambria	6	6	100.0	0	--	0	--
Centre	60	40	66.7	11	18.3	9	15.0
Fayette	141	114	80.9	25	17.7	2	1.4
Franklin	0	0	--	0	--	0	--
Monroe	28	24	85.7	1	3.6	3	10.7
Schuylkill	51	37	72.5	4	7.8	10	19.6
Washington	48	47	97.9	1	2.1	0	--
<u>5th Class Counties</u>							
Adams	26	23	88.5	2	7.7	1	3.8
Blair	140	125	89.3	13	9.3	2	1.4
Lawrence	35	25	71.4	0	--	10	28.6
Lebanon	10	7	70.0	2	20.0	1	10.0
Lycoming	22	5	22.7	1	4.5	16	72.7
Mercer	86	68	79.1	16	18.6	2	2.3
Northumberland	52	49	94.2	2	3.8	1	1.9

Magisterial District Judge - 2018 Emergency Protection from Abuse

	Filed	Granted	%	Denied	%	Unreported	%
<u>6th Class Counties</u>							
Armstrong	53	47	88.7	0	--	6	11.3
Bedford	2	2	100.0	0	--	0	--
Bradford	35	24	68.6	1	2.9	10	28.6
Carbon	65	50	76.9	1	1.5	14	21.5
Clarion	4	1	25.0	0	--	3	75.0
Clearfield	42	38	90.5	0	--	4	9.5
Clinton	40	37	92.5	3	7.5	0	--
Columbia	23	23	100.0	0	--	0	--
Crawford	2	2	100.0	0	--	0	--
Elk	17	14	82.4	2	11.8	1	5.9
Greene	42	41	97.6	0	--	1	2.4
Huntingdon	38	37	97.4	1	2.6	0	--
Indiana	12	9	75.0	2	16.7	1	8.3
Jefferson	14	10	71.4	0	--	4	28.6
McKean	5	5	100.0	0	--	0	--
Mifflin	0	0	--	0	--	0	--
Perry	2	2	100.0	0	--	0	--
Pike	37	35	94.6	1	2.7	1	2.7
Somerset	16	16	100.0	0	--	0	--
Susquehanna	21	14	66.7	6	28.6	1	4.8
Tioga	22	22	100.0	0	--	0	--
Venango	47	42	89.4	5	10.6	0	--
Warren	12	8	66.7	3	25.0	1	8.3
Wayne	68	57	83.8	9	13.2	2	2.9
<u>7th Class Counties</u>							
Juniata	3	0	--	0	--	3	100.0
Snyder	15	15	100.0	0	--	0	--
Union	18	17	94.4	0	--	1	5.6
Wyoming	17	16	94.1	1	5.9	0	--
<u>8th Class Counties</u>							
Cameron	3	1	33.3	0	--	2	66.7
Forest	2	2	100.0	0	--	0	--
Fulton	0	0	--	0	--	0	--
Montour	8	8	100.0	0	--	0	--
Potter	10	8	80.0	2	20.0	0	--
Sullivan	7	7	100.0	0	--	0	--

MAGISTERIAL DISTRICT JUDGE

Active Warrant Status Change	Cases that begin the reporting period with an active warrant and the warrant was returned or cancelled during the reporting period.
Adjudicated Case Status Change	Cases that were adjudicated prior to the reporting period and had the disposition removed during the reporting period.
Age of Pending Cases	A breakdown of the active magisterial district judge caseload by the interval of time elapsed from the date the case is filed in the magisterial district judge office to the end of the current year.
Bankruptcy Status Change	Cases that were in a bankruptcy status prior to the reporting period and had the bankruptcy removed or discharged during the reporting period.
Cases Disposed	The number of cases in which a magisterial district judge renders a decision, a guilty plea is entered, or some other final decision is made. A case is counted as disposed even though all fines and costs may not have been collected.
Cases Filed	<p>The number of cases initiated during the year.</p> <p>Initiated by a citation: Traffic and Non-Traffic;</p> <p>Initiated by a complaint: Civil Action, Landlord/Tenant Action and Private Criminal;</p> <p>Initiated by a petition: Emergency Protection From Abuse.</p> <p>The individually numbered docket transcript (OTN) is the unit of count for Criminal Cases.</p>
Civil	A civil action involving a claim of \$12,000 or less.
Closed Case Status Change	Cases that were in a closed status prior to the reporting period and had the status changed from closed to another status.
Criminal Case	The set of Felony, Misdemeanor or Escalating Summary charges arising from a single criminal incident. When an incident involves co-defendants, the prosecution of each defendant is counted separately (i.e., only one defendant per case).
Default Judgment Defendant/Plaintiff	A disposition category for Civil, and Landlord/Tenant, referring to the number of cases in which a judgment was entered for one party because the other party failed to appear.
Denied	A disposition category for Emergency Protection From Abuse cases, referring to the number of emergency petitions in which an immediate and present danger of abuse to the plaintiff and/or minor children was not found by the magisterial district judge or Philadelphia Municipal Court judge.

Dismissed	A disposition category referring to the number of cases dismissed or discharged by the magisterial district judge.
Diversionsary Disposition	Includes cases that have been processed by Accelerated Rehabilitative Disposition (ARD), dismissed by ARD, or dismissed due to participation in a Diversionsary program such as Veterans Court.
Emergency Protection From Abuse	A type of case in which the plaintiff petitions for emergency relief from abuse by the defendant. Immediate and present danger of abuse to the plaintiff and/or minor children constitutes cause for an emergency protection order.
Felony/Misdemeanor/ Escalating Summary	A Felony is a statutory class of crime generally more serious than a misdemeanor; murder of the first degree is also counted with felonies. A Misdemeanor is a statutory class of crime generally more serious than a summary offense and less serious than a felony. The maximum term of imprisonment for a misdemeanor may not exceed five years. For a summary offense, the maximum term of imprisonment may not exceed 90 days. An Escalating Summary is a charge (e.g., retail or library theft) for which the grading as a summary or misdemeanor/felony is determined by the defendant's criminal history.
Granted	A disposition category for Emergency Protection From Abuse cases, referring to the number of emergency petitions in which an immediate and present danger of abuse to the plaintiff and/or minor children was found by the magisterial district judge or Philadelphia Municipal Court judge.
Guilty Plea	A disposition category referring to the number of cases in which the defendant admits having committed the offense for which he is charged. For Traffic and Non-Traffic Citations, guilty pleas include defendants submitting payment of fines and costs without pleading guilty on the citation forms.
Held for Court	A disposition category referring to the number of cases for which a prima facie case was established and the defendant was held for court.
Landlord/Tenant	Action of landlord/lessor against a tenant/lessee for the recovery of real property. The complaint may include a claim for rent due unpaid. Also, included in this category are defendant claims against the plaintiff arising from occupancy of the premise.
Non-Traffic Citation	A summary offense in which charges are initiated by a police officer, other than those classified under Traffic Citation.
Order of Execution	The enforcement of a civil money judgment. The defendant's property is sold to satisfy the judgment.
Order of Possession	The enforcement of a Landlord/Tenant Action for possession of property.
Pre-Dispositional Other	Cases that remain in Inactive status at the end of the reporting period for reasons other than warrants. Bankruptcy being the most common reason.
Pre-Dispositional Warrant	Cases prior to adjudication that began the reporting period in an active status and had a warrant issued that remains active at the close of the reporting period.

Private Criminal Complaint	A summary offense in which charges are initiated by a private citizen.
Post-Dispositional Other	Included in this category are cases dismissed due to defendant deceased and cases with a Sent to Common Pleas disposition.
Settled	A disposition category referring to cases in which the parties resolve the issues of the dispute.
Traffic Citation	A traffic citation initiates summary proceedings for offenses under the Pennsylvania Vehicle Code, or for violations of local parking ordinances not covered by the Vehicle Code.
Uncategorized	Cases marked closed during the reporting period, but without a final disposition entered, such as cases transferred to other district courts.
Waiver of Preliminary Hearing	A disposition category referring to cases forwarded to common pleas court after a preliminary hearing has been waived.
Withdrawn	A disposition category referring to cases in which the prosecutor formally withdraws the charges. For Civil and Landlord/Tenant, a disposition category referring to the number of cases in which the plaintiff withdrew the complaint.

2018 Philadelphia Municipal Court

	<u>Felony/ Misdemeanor</u>	<u>Summary</u>	<u>Total</u>
Cases Pending 1/1/18	10,962	930	11,892
New Cases Filed	32,296	9,732	42,028
Cases Reopened	2,560	633	3,193
Cases Available for Processing	45,818	11,295	57,113
Cases Processed	35,813	10,281	46,094
Cases Pending 12/31/18	10,005	1,014	11,019

Private Criminal Complaints

Cases Pending 1/1/18	1,873
New Cases Filed	214
Cases Processed	149
Cases Pending 12/31/18	1,938

Civil Complaints

Cases Pending 1/1/18	65,912
New Cases Filed	90,764
Cases Processed	93,959
Cases Pending 12/31/18	62,717

Emergency Protection from Abuse

Filed	1,907
Granted	1,900
Denied	7

Age of Pending Felony/Misdemeanor

0-60 Days	4,453	44.5%
61-120 Days	2,401	24.0%
121-180 Days	1,283	12.8%
181-240 Days	669	6.7%
241-300 Days	358	3.6%
301-360 Days	186	1.9%
Over 360 Days	655	6.5%
Total	10,005	

Age of Pending Summary

0-60 Days	872	86.0%
61-120 Days	65	6.4%
121-180 Days	13	1.3%
181-240 Days	7	0.7%
241-300 Days	5	0.5%
301-360 Days	4	0.4%
Over 360 Days	48	4.7%
Total	1,014	

Age of Pending Total

0-60 Days	5,325	48.3%
61-120 Days	2,466	22.4%
121-180 Days	1,296	11.8%
181-240 Days	676	6.1%
241-300 Days	363	3.3%
301-360 Days	190	1.7%
Over 360 Days	703	6.4%
Total	11,019	

Felony/Misdemeanor Processed By:

Withdrawn/Dismissed	13,618 (38.0%)
Held for Court	9,153 (25.6%)
Guilty Plea	4,077 (11.4%)
Inactive Cases	2,612 (7.3%)
Non-Jury Trial	2,243 (6.3%)
Accelerated Rehabilitative Disposition	2,013 (5.6%)
Unspecified	1,571 (4.4%)
Transfers	522 (1.5%)
Other	4 (<0.1%)

Summary Processed By:

Withdrawn/Dismissed	4,658 (45.3%)
Non-Jury Trial	2,439 (23.7%)
Unspecified	1,475 (14.3%)
Inactive Cases	1,254 (12.2%)
Guilty Plea	287 (2.8%)
Accelerated Rehabilitative Disposition	168 (1.6%)

Total Processed By:

Withdrawn/Dismissed	18,276 (39.6%)
Held for Court	9,153 (19.9%)
Non-Jury Trial	4,682 (10.2%)
Guilty Plea	4,364 (9.5%)
Inactive Cases	3,866 (8.4%)
Unspecified	3,046 (6.6%)
Accelerated Rehabilitative Disposition	2,181 (4.7%)
Transfers	522 (1.1%)
Other	4 (<0.1%)

2018 Philadelphia Municipal Court - Traffic Division

Open Tickets from Prior Year	13,660
New Tickets Filed	98,210
Reopened Tickets	6,968
Tickets Available for Processing	118,838
Processed	101,306
Cases Pending 12/31 (includes prior years)	15,333

Processed By:

* Trial	63,160 (62.3%)
Prosecution Withdrawn	20,277 (20.0%)
Guilty Plea	12,920 (12.8%)
** Inactive	3,162 (3.1%)
Dismissal	876 (0.9%)
Deceased	680 (0.7%)
Voided Tickets	231 (0.2%)

* Trial Guilty 57,686 (56.9%)

Trial Not Guilty 5,474 (5.4%)

** Open cases with no hearing scheduled.

Age of Pending Cases

0-60 Days	14,774	96.4%
61-120 Days	535	3.5%
121-180 Days	24	0.2%
181-240 Days	0	--
241-300 Days	0	--
301-360 Days	0	--
Over 360 Days	0	--
Total	15,333	

Arrest Warrants

Issued in 2018	214,574
Open from 2018	106,344
Cancelled in 2018	108,230

Open Warrants as of 12/31/2018

	Pre-Disposition	Post-Disposition
0-1 Year	4,472	108,206
2-5 Years	7,757	142,510
6-10 Years	6,970	229,155
More than 10 Years	90,762	139,027
Total	109,961	618,898